

Douglas A. Ducey
Governor



Andy Tobin
Director

ARIZONA DEPARTMENT OF ADMINISTRATION

OFFICE OF THE DIRECTOR
100 NORTH FIFTEENTH AVENUE • SUITE 302
PHOENIX, ARIZONA 85007
(602) 542-1500

November 29, 2021

The Honorable Douglas A. Ducey
Governor of the State of Arizona
State Capitol
1700 West Washington
Phoenix, AZ 85007

Dear Governor Ducey:

Pursuant to A.R.S. § 35-131, we respectfully submit the Annual Financial Report of the State of Arizona for the fiscal year ended June 30, 2021.

This report is prepared on a cash basis and reflects the financial transactions of the State of Arizona for the fiscal year ended June 30, 2021, as well as the financial condition of the State as of June 30, 2021.

All State funds and agencies are included in the report at a summary level. As required by law, this report also includes statements reflecting non-appropriated activity in the same detail as the General Fund.

Sincerely,

A handwritten signature in black ink that reads "Andy M. Tobin".

Andy Tobin
ADOA Director

STATE OF ARIZONA
ANNUAL FINANCIAL REPORT
 FOR THE YEAR ENDED JUNE 30, 2021

TABLE OF CONTENTS

	<u>PAGE</u>
GENERAL FUND FINANCIAL STATEMENTS:	
Comparative Balance Sheet as of June 30, 2021 and 2020	2
Statement of Changes in Fund Balance for the Fiscal Year Ended June 30, 2021	2
Statement of Revenues, Expenditures and Changes in Fund Balance - Appropriation (Budget) to Actual for the Fiscal Year Ended June 30, 2021.....	4
Comparative Statement of Revenues, Expenditures and Changes in Fund Balance for the Fiscal Years Ended June 30, 2021 and 2020	6
STATEMENT OF EXPENDITURES – APPROPRIATION (BUDGET) TO ACTUAL:	
General Fund	8
Capital Outlay.....	37
Other Funds	43
STATEMENT OF REVENUES, EXPENDITURES AND CHANGES IN FUND BALANCE:	
Other Funds	95
NOTES TO FINANCIAL STATEMENTS	155

**STATE OF ARIZONA
GENERAL FUND
COMPARATIVE BALANCE SHEET
FOR THE FISCAL YEAR ENDED JUNE 30, 2021
(expressed in thousands)**

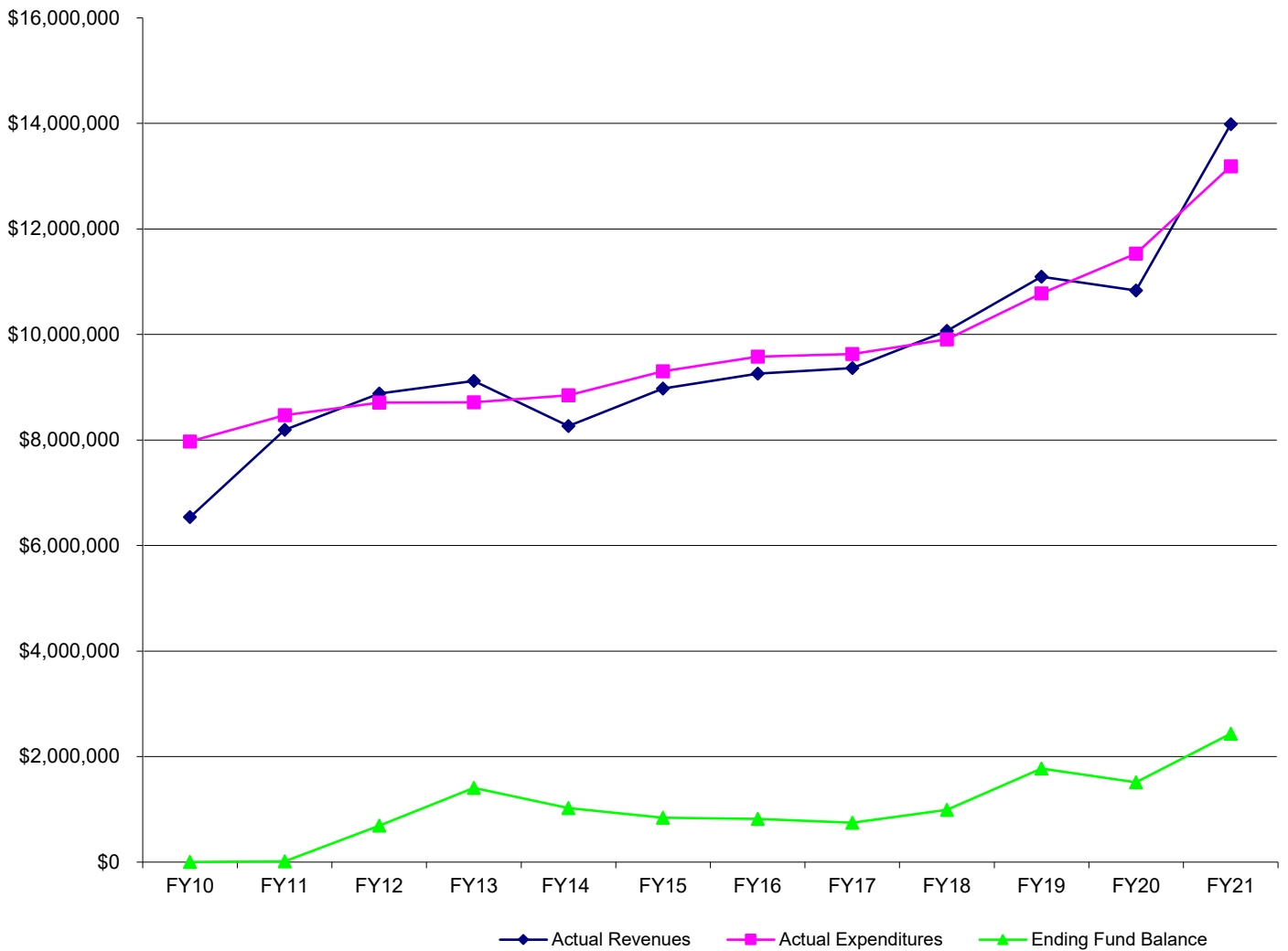
	June 30, 2021	June 30, 2020	Increase (Decrease)
ASSETS			
Cash with the State Treasurer	\$ 2,782,122	\$ 1,899,622	\$ 882,500
Less: Payments Outstanding	318,587	356,532	(37,945)
Net Cash with the State Treasurer	2,463,535	1,543,090	920,445
Cash not with the State Treasurer	143	148	(5)
Total Cash	2,463,678	1,543,238	920,440
Net Receivables	8,391	2,251	6,140
TOTAL ASSETS	\$ 2,472,069	\$ 1,545,489	\$ 926,580
LIABILITIES AND FUND BALANCE			
LIABILITIES			
Claims Payable	\$ 6,850	\$ 13,457	\$ (6,607)
Other Payables	31,406	20,385	11,021
TOTAL LIABILITIES	\$ 38,256	\$ 33,842	\$ 4,414
FUND BALANCE			
Restricted:			
Budget Stabilization Fund	\$ 972,247	\$ 978,371	\$ (6,124)
School Accountability Account (Proposition 301)	-	17,633	(17,633)
Reserved For:			
Continuing Appropriations	566,787	143,038	423,749
Revolving Funds	143	148	(5)
Unreserved	894,636	372,457	522,179
TOTAL FUND BALANCE	\$ 2,433,813	\$ 1,511,647	\$ 922,166
TOTAL LIABILITIES AND FUND BALANCE	\$ 2,472,069	\$ 1,545,489	\$ 926,580

**STATE OF ARIZONA
GENERAL FUND
STATEMENT OF CHANGES IN FUND BALANCE
FOR THE FISCAL YEAR ENDED JUNE 30, 2021
(expressed in thousands)**

FUND BALANCE, JULY 1, 2020		\$ 1,511,647
CHANGES IN FUND BALANCE:		
General Operating Fund		
Revenues	\$ 13,983,016	
Expenditures	(13,188,210)	
Other Financing Sources (Uses):		
Transfers In - Other	133,484	
Budget Stabilization Fund		
Interest Earnings	5,145	
Transfers In - From General Operating Fund	-	
Transfers In - Other	25,903	
Transfers Out - Other	(37,172)	
TOTAL CHANGES IN FUND BALANCE	\$ 922,166	
FUND BALANCE, JUNE 30, 2021		\$ 2,433,813

See accompanying notes to financial statements.

General Fund Revenues, Expenditures, and Ending Fund Balance (in thousands) FY 2010 through FY 2021

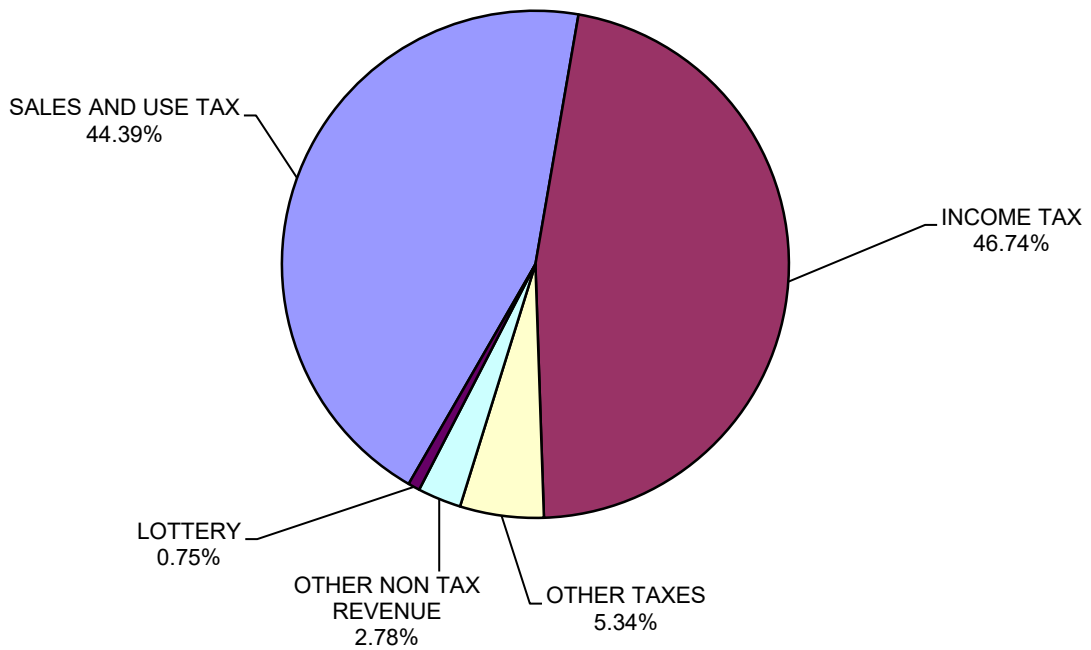


**STATE OF ARIZONA
GENERAL FUND
STATEMENT OF REVENUES, EXPENDITURES AND CHANGES IN FUND BALANCE
APPROPRIATION (BUDGET) TO ACTUAL
FOR THE FISCAL YEAR ENDED JUNE 30, 2021
(expressed in thousands)**

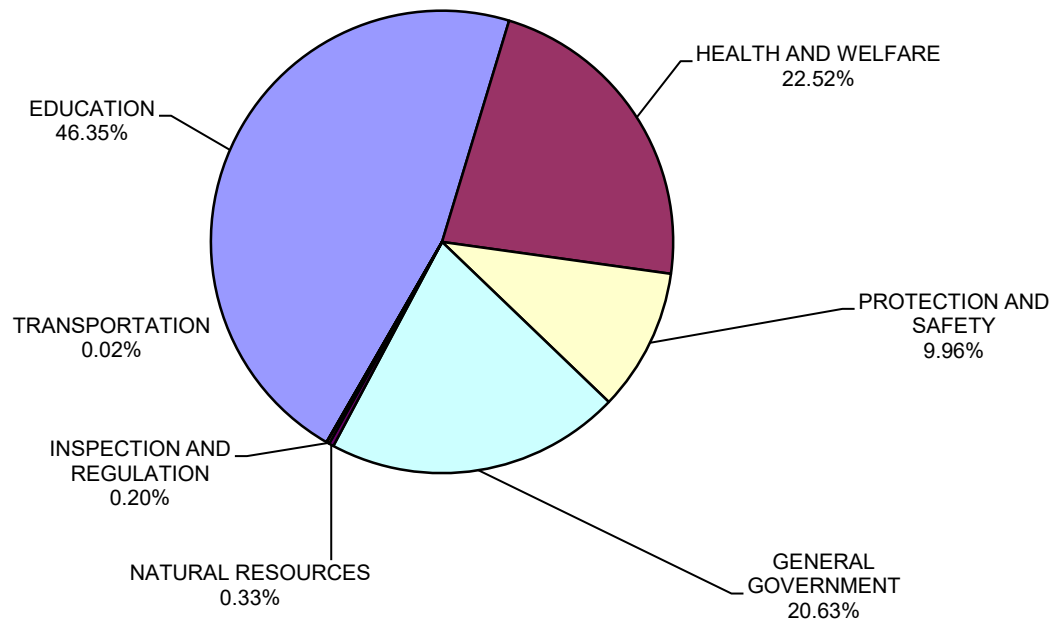
REVENUES:	Appropriation (Budget)	Actual	Favorable (Unfavorable)
Taxes:			
Sales and Use	\$ 6,146,524	\$ 6,207,103	\$ 60,579
Income	6,217,333	6,535,731	318,398
Property	22,474	24,961	2,487
Luxury	64,574	67,520	2,947
Insurance Premium	601,171	616,251	15,080
Motor Vehicle License	-	38,506	38,506
Other Taxes	16,093	(254)	(16,347)
Total Tax Revenues	<u>\$ 13,068,169</u>	<u>\$ 13,489,818</u>	<u>\$ 421,649</u>
Non-Tax Revenues:			
Lottery Proceeds	\$ 104,740	\$ 104,740	\$ (0)
Disproportionate Share, Net	82,729	84,859	2,130
Licenses, Fees, Sales and Permits	39,027	73,127	34,100
County Contributions	-	28	28
Other Miscellaneous	171,020	229,539	58,520
Interest Earnings	22,173	905	(21,268)
Total Non-Tax Revenues	<u>\$ 419,689</u>	<u>\$ 493,198</u>	<u>\$ 73,509</u>
TOTAL REVENUES	<u>\$ 13,487,858</u>	<u>\$ 13,983,016</u>	<u>\$ 495,159</u>
EXPENDITURES:			
General Government	\$ 2,813,591	\$ 2,720,079	\$ 93,512
Health and Welfare	3,404,153	2,969,656	434,497
Inspection and Regulation	26,995	25,892	1,103
Education	6,591,281	6,113,304	477,977
Protection and Safety	1,436,605	1,314,095	122,510
Transportation	341,376	2,007	339,369
Natural Resources	143,520	43,177	100,343
TOTAL EXPENDITURES	<u>\$ 14,757,522</u>	<u>\$ 13,188,210</u>	<u>\$ 1,569,312</u>
REVENUES OVER (UNDER) EXPENDITURES	<u>\$ (1,269,665)</u>	<u>\$ 794,806</u>	<u>\$ 2,064,471</u>
OTHER FINANCING SOURCES (USES):			
General Operating Fund			
Transfers In - Other	\$ 191,946	\$ 133,484	\$ (58,462)
Budget Stabilization Fund			
Interest Earnings	-	5,145	5,145
Transfers In - From General Operating Fund	-	-	-
Transfers In - Other	-	25,903	25,903
Transfers Out - Other	-	(37,172)	(37,172)
TOTAL OTHER FINANCING SOURCES (USES)	<u>\$ 191,946</u>	<u>\$ 127,360</u>	<u>\$ (64,586)</u>
REVENUES AND OTHER FINANCING SOURCES OVER (UNDER) EXPENDITURES AND OTHER FINANCING USES	<u>\$ (1,077,719)</u>	<u>\$ 922,166</u>	<u>\$ 1,999,885</u>
FUND BALANCE, JULY 1, 2020	<u>\$ 1,511,647</u>	<u>\$ 1,511,647</u>	<u>\$ -</u>
FUND BALANCE, JUNE 30, 2021	<u>\$ 433,928</u>	<u>\$ 2,433,813</u>	<u>\$ 1,999,885</u>

See accompanying notes to financial statements.

FY21 Total General Fund Revenues: \$13,983,016 (in thousands)



FY21 Total General Fund Expenditures: \$13,188,210 (in thousands)



**STATE OF ARIZONA
GENERAL FUND
COMPARATIVE STATEMENT OF REVENUES, EXPENDITURES AND
CHANGES IN FUND BALANCE
FOR THE FISCAL YEARS ENDED JUNE 30, 2021 AND 2020
(expressed in thousands)**

	Fiscal Year 2020-2021	Fiscal Year 2019-2020	Increase (Decrease)
REVENUES:			
Taxes:			
Sales and Use	\$ 6,207,103	\$ 5,353,214	\$ 853,889
Income	6,535,731	4,289,546	2,246,185
Property	24,961	26,563	(1,602)
Luxury	67,520	57,138	10,382
Insurance Premium	616,251	535,163	81,088
Motor Vehicle License	38,506	37,353	1,153
Other Taxes	(254)	116	(370)
Total Tax Revenues	<u>\$ 13,489,818</u>	<u>\$ 10,299,093</u>	<u>\$ 3,190,725</u>
Non-Tax Revenues:			
Lottery Proceeds	\$ 104,740	\$ 103,595	\$ 1,145
Disproportionate Share, Net	84,859	84,949	(90)
Licenses, Fees, Sales and Permits	73,127	61,754	11,373
County Contributions	28	31	(3)
Other Miscellaneous	229,539	246,675	(17,136)
Interest Earnings	905	39,405	(38,500)
Total Non-Tax Revenues	<u>\$ 493,198</u>	<u>\$ 536,409</u>	<u>\$ (43,211)</u>
TOTAL REVENUES	<u>\$ 13,983,016</u>	<u>\$ 10,835,502</u>	<u>\$ 3,147,514</u>
EXPENDITURES:			
General Government	\$ 2,720,079	\$ 1,139,686	\$ 1,580,393
Health and Welfare	2,969,656	2,914,169	55,487
Inspection and Regulation	25,892	27,463	(1,571)
Education	6,113,304	6,375,133	(261,829)
Protection and Safety	1,314,095	1,007,072	307,023
Transportation	2,007	29,563	(27,556)
Natural Resources	43,177	41,727	1,450
TOTAL EXPENDITURES	<u>\$ 13,188,210</u>	<u>\$ 11,534,813</u>	<u>\$ 1,653,397</u>
REVENUES OVER (UNDER) EXPENDITURES	<u>\$ 794,806</u>	<u>\$ (699,311)</u>	<u>\$ 1,494,117</u>
OTHER FINANCING SOURCES (USES):			
General Operating Fund			
Transfers In - Other	\$ 133,484	\$ 199,806	\$ (66,322)
Budget Stabilization Fund			
Interest Earnings	5,145	17,015	(11,870)
Transfers In - From General Operating Fund	-	271,107	(271,107)
Transfers In - Other	25,903	19,097	6,806
Transfers Out - Other	(37,172)	(71,816)	34,644
Aid to Local Governments	-	-	-
TOTAL OTHER FINANCING SOURCES (USES)	<u>\$ 127,360</u>	<u>\$ 435,209</u>	<u>\$ (307,849)</u>
REVENUES AND OTHER FINANCING SOURCES OVER (UNDER) EXPENDITURES AND OTHER FINANCING USES	<u>\$ 922,166</u>	<u>\$ (264,102)</u>	<u>\$ 1,186,268</u>
BEGINNING FUND BALANCES	<u>1,511,647</u>	<u>1,775,749</u>	<u>(264,102)</u>
ENDING FUND BALANCES	<u><u>\$ 2,433,813</u></u>	<u><u>\$ 1,511,647</u></u>	<u><u>\$ 922,166</u></u>

See accompanying notes to financial statements.

**THIS PAGE INTENTIONALLY
LEFT BLANK**

**STATE OF ARIZONA
GENERAL FUND
STATEMENT OF EXPENDITURES - APPROPRIATION TO ACTUAL
BUDGETARY (LEGAL) BASIS
FOR THE YEAR ENDED JUNE 30, 2021**

AGY	BFY	APCAT	APPROPRIATION NAME	JULY 1, 2020 CONTINUING APPROPRIATION AUTHORITY	GENERAL APPROPRIATIONS
GENERAL GOVERNMENT					
DEPARTMENT OF ADMINISTRATION					
AAA	2021	AA31100	ADDITIONAL GILA WORKFORCE DEVELOPMENT AID	\$ -	\$ 200,000
AAA	2021	AA31110	DINE COLLEGE REMEDIAL EDUCATION	-	1,000,000
AAA	2021	AA14050	EQUALIZATION AID - COCHISE	-	7,227,100
AAA	2021	AA14150	EQUALIZATION AID - GRAHAM	-	17,469,100
AAA	2021	AA14200	EQUALIZATION AID - NAVAJO	-	8,444,300
AAA	2021	AA14250	EQUALIZATION AID - YUMA/LA PAZ	-	155,200
AAA	2021	AA99998	GENERAL FUND TRANSFERS	-	-
AAA	2021	AA12050	OPERATING STATE AID - COCHISE	-	4,690,700
AAA	2021	AA12100	OPERATING STATE AID - COCONINO	-	1,698,400
AAA	2021	AA12550	OPERATING STATE AID - GILA	-	296,300
AAA	2021	AA12150	OPERATING STATE AID - GRAHAM	-	2,338,800
AAA	2021	AA12250	OPERATING STATE AID - MOHAVE	-	1,138,900
AAA	2021	AA12300	OPERATING STATE AID - NAVAJO	-	1,554,800
AAA	2021	AA12400	OPERATING STATE AID - PINAL	-	1,128,300
AAA	2021	AA12450	OPERATING STATE AID - YAVAPAI	-	585,800
AAA	2021	AA12500	OPERATING STATE AID - YUMA LA PAZ	-	2,384,800
AAA	2021	AA31105	RURAL COUNTY REIMBURSEMENT SUBSIDY	-	1,273,800
AAA	2021	AA13050	STEM & WORKFORCE PRG STATE AID COCHISE	-	1,014,500
AAA	2021	AA13100	STEM & WORKFORCE PRG STATE AID COCONINO	-	397,400
AAA	2021	AA13550	STEM & WORKFORCE PRG STATE AID GILA	-	136,000
AAA	2021	AA13150	STEM & WORKFORCE PRG STATE AID GRAHAM	-	627,600
AAA	2021	AA13402	STEM & WORKFORCE PRG STATE AID MARICOPA	-	-
AAA	2021	AA13250	STEM & WORKFORCE PRG STATE AID MOHAVE	-	441,900
AAA	2021	AA13300	STEM & WORKFORCE PRG STATE AID NAVAJO	-	334,800
AAA	2021	AA13405	STEM & WORKFORCE PRG STATE AID PIMA	-	-
AAA	2021	AA13400	STEM & WORKFORCE PRG STATE AID PINAL	-	96,500
AAA	2021	AA13450	STEM & WORKFORCE PRG STATE AID YAVAPAI	-	697,500
AAA	2021	AA13600	STEM & WRKFORCE PRG STATE AID SANTA CRUZ	-	23,700
AAA	2021	AA13500	STEM & WRKFORCE PRG STATE AID YUMA/LAPAZ	-	1,024,900
AAA	2021	AA41000	WOOLSEY FLOOD DISTRICT	-	-
ADA	2020	AD00001	ADMIN ADJUSTMENT OPERATING LUMP SUM APPROPRIATION	-	-
ADA	2021	AD53660	CASH DEFEASANCE OF COP LOTTERY BONDS	-	-
ADA	2021	AD53500	COP DEBT SERVICE 2009 3RD SS CH 6 SEC 32	-	53,701,800
ADA	2021	AD99002	MAINTENANCE OF ESSENTIAL COUNTY SERVICES - 30K-40K	-	500,000
ADA	2021	AD99008	MAINTENANCE OF ESSENTIAL COUNTY SERVICES < 900K POPULATION	-	7,150,650
ADA	2021	AD00001	OPERATING LUMP SUM APPROPRIATION	-	7,851,600
ADA	2021	AD99004	SOUTHWEST DEFENSE CONTRACTS	-	25,000
ADA	2021	AD99011	SUPPLEMENT UNFUNDED LIABILITY PURSUANT TO SECTION 38-810	-	3,000,000
ADA	2021	AD99014	TRANSWESTERN PIPELINE LITIGATION	-	-
ADA	2013	AD92002	WHITE MOUNTAIN APACHE TRIBES WATER RIGHT	2,000,000	-
TOTAL AGENCY				\$ 2,000,000	\$ 128,610,150
ATTORNEY GENERAL (DEPT OF LAW)					
AGA	2020	AG77910	ADMIN ADJUSTMENT CAPITAL POSTCONVICTION PROSECUTION	\$ -	\$ -
AGA	2020	AG11129	ADMIN ADJUSTMENT CRIMINAL DIVISION OPERATING	-	-
AGA	2020	AG11111	ADMIN ADJUSTMENT OPERATING LUMP SUM APPROPRIATION	-	-
AGA	2020	AG11122	ADMIN ADJUSTMENT SOUTHERN ARIZONA DRUG ENFORCEMENT	-	-
AGA	2020	AG33333	ADMIN ADJUSTMENT STATE GRAND JURY	-	-
AGA	2020	AG11123	ADMIN ADJUSTMENT TOBACCO ENFORCEMENT	-	-

See accompanying notes to financial statements.

SUPPLEMENTAL APPROPRIATIONS, MID-YEAR REVERSIONS AND ADJUSTMENTS	NET APPROPRIATIONS	EXPENDITURES	LAPSED APPROPRIATION AUTHORITY	JUNE 30, 2021 CONTINUING APPROPRIATION AUTHORITY
\$ -	\$ 200,000	\$ 200,000	\$ -	\$ -
-	1,000,000	1,000,000	-	-
-	7,227,100	7,227,100	-	-
-	17,469,100	17,469,100	-	-
-	8,444,300	8,444,300	-	-
-	155,200	155,200	-	-
306,707,974	306,707,974	306,707,974	-	-
-	4,690,700	4,690,700	-	-
-	1,698,400	1,698,400	-	-
-	296,300	296,300	-	-
-	2,338,800	2,338,800	-	-
-	1,138,900	1,138,900	-	-
-	1,554,800	1,554,800	-	-
-	1,128,300	1,128,300	-	-
-	585,800	585,800	-	-
-	2,384,800	2,384,800	-	-
-	1,273,800	1,273,800	-	-
-	1,014,500	1,014,500	-	-
-	397,400	397,400	-	-
-	136,000	136,000	-	-
-	627,600	627,600	-	-
1,600,000	1,600,000	1,600,000	-	-
-	441,900	441,900	-	-
-	334,800	334,800	-	-
400,000	400,000	400,000	-	-
-	96,500	96,500	-	-
-	697,500	697,500	-	-
-	23,700	23,700	-	-
-	1,024,900	1,024,900	-	-
138,433	138,433	138,433	-	-
89,840	89,840	89,840	-	-
977,100,000	977,100,000	970,826,214	-	6,273,786
-	53,701,800	53,701,800	-	-
-	500,000	500,000	-	-
-	7,150,650	7,150,650	-	-
333,300	8,184,900	6,967,157	1,217,743	-
-	25,000	25,000	-	-
-	3,000,000	3,000,000	-	-
17,043,300	17,043,300	-	-	17,043,300
-	2,000,000	-	-	2,000,000
<u>\$ 1,303,412,847</u>	<u>\$ 1,434,022,997</u>	<u>\$ 1,407,488,168</u>	<u>\$ 1,217,743</u>	<u>\$ 25,317,086</u>
\$ 20,143	\$ 20,143	\$ 20,143	\$ -	\$ -
5,078	5,078	5,078	-	-
247,782	247,782	247,782	-	-
1,325	1,325	1,325	-	-
7,380	7,380	7,380	-	-
2,542	2,542	2,542	-	-

See accompanying notes to financial statements.

**STATE OF ARIZONA
GENERAL FUND
STATEMENT OF EXPENDITURES - APPROPRIATION TO ACTUAL
BUDGETARY (LEGAL) BASIS
FOR THE YEAR ENDED JUNE 30, 2021**

AGY	BFY	APCAT	APPROPRIATION NAME	JULY 1, 2020 CONTINUING APPROPRIATION AUTHORITY	GENERAL APPROPRIATIONS
AGA	2021	AG77910	CAPITAL POSTCONVICTION PROSECUTION	-	802,700
AGA	2021	AG44444	CHILD AND FAMILY ADVOCACY CENTERS	-	100,000
AGA	2020	AG11124	INTERNET CRIMES AGAINST CHILDREN ENFORCEMENT	347,382	-
AGA	2021	AG11124	INTERNET CRIMES AGAINST CHILDREN ENFORCEMENT	-	350,000
AGA	2018	AG11119	MILITARY INSTALLATION-PLANNING	42,333	-
AGA	2019	AG11119	MILITARY INSTALLATION-PLANNING	2,723	-
AGA	2020	AG11119	MILITARY INSTALLATION-PLANNING	5,699	-
AGA	2021	AG11119	MILITARY INSTALLATION-PLANNING	-	-
AGA	2021	AG11111	OPERATING LUMP SUM APPROPRIATION	-	21,772,300
AGA	2021	AG11122	SOUTHERN ARIZONA DRUG ENFORCEMENT	-	1,206,100
AGA	2021	AG33333	STATE GRAND JURY	-	181,100
AGA	2021	AG11123	TOBACCO ENFORCEMENT	-	85,200
TOTAL AGENCY				\$ 398,137	\$ 24,497,400
AUDITOR GENERAL					
AUA	2020	AU70020	CAREER TECHNICAL EDUCATION DISTRICT STUDY	\$ 400,000	\$ -
AUA	2018	AU13014	OPERATING LUMP SUM APPROPRIATION	782,568	-
AUA	2019	AU13014	OPERATING LUMP SUM APPROPRIATION	571,472	-
AUA	2020	AU13014	OPERATING LUMP SUM APPROPRIATION	576,848	-
AUA	2021	AU13014	OPERATING LUMP SUM APPROPRIATION	-	20,229,300
TOTAL AGENCY				\$ 2,330,888	\$ 20,229,300
COURT OF APPEALS DIVISION I					
COA	2020	CO10200	ADMIN ADJUSTMENT OPERATING LUMP SUM APPROPRIATION - DIV I	\$ -	\$ -
COA	2021	CO10200	OPERATING LUMP SUM APPROPRIATION - DIV I	-	11,596,900
TOTAL AGENCY				\$ -	\$ 11,596,900
COURT OF APPEALS DIVISION II					
CTA	2021	CT10300	OPERATING LUMP SUM-DIVISION II	\$ -	\$ 5,168,100
TOTAL AGENCY				\$ -	\$ 5,168,100
OFFICE OF ECONOMIC OPPORTUNITY					
EOA	2020	EO00001	ADMIN ADJUSTMENT OPERATING LUMP SUM APPROPRIATION	\$ -	\$ -
EOA	2017	EO00001	OPERATING LUMP SUM APPROPRIATION	7,994	-
EOA	2021	EO00001	OPERATING LUMP SUM APPROPRIATION	-	468,300
TOTAL AGENCY				\$ 7,994	\$ 468,300
BOARD OF EQUALIZATION					
EQA	2020	EQ10000	ADMIN ADJUSTMENT OPERATING LUMP SUM APPROPRIATION	\$ -	\$ -
EQA	2021	EQ10000	OPERATING LUMP SUM APPROPRIATION	-	659,000
TOTAL AGENCY				\$ -	\$ 659,000
GOVERNOR'S OFFICE					
GVA	2021	GV14000	FOSTER YOUTH EDUCATION SUCCESS FUND DEPOSIT	\$ -	\$ 1,500,000
GVA	2020	GV30000	OPERATING LUMP SUM APPROP-OSPB	914,109	-
GVA	2021	GV30000	OPERATING LUMP SUM APPROP-OSPB	-	2,684,100
GVA	2020	GV10000	OPERATING LUMP SUM APPROPRIATION	1,758,924	-
GVA	2021	GV10000	OPERATING LUMP SUM APPROPRIATION	-	7,199,900
TOTAL AGENCY				\$ 2,673,033	\$ 11,384,000
OFFICE OF ADMINISTRATIVE HEARINGS					
HGA	2021	HG10000	OPERATING LUMP SUM APPROPRIATION	\$ -	\$ 889,800

See accompanying notes to financial statements.

SUPPLEMENTAL APPROPRIATIONS, MID-YEAR REVERSIONS AND ADJUSTMENTS	NET APPROPRIATIONS	EXPENDITURES	LAPSED APPROPRIATION AUTHORITY	JUNE 30, 2021 CONTINUING APPROPRIATION AUTHORITY
22,100	824,800	682,293	142,507	-
-	100,000	100,000	-	-
-	347,382	347,382	-	-
-	350,000	81,416	-	268,584
-	42,333	-	42,333	-
-	2,723	-	-	2,723
-	5,699	2,580	-	3,118
88,100	88,100	83,329	-	4,771
750,000	22,522,300	22,314,799	207,501	-
46,200	1,252,300	1,100,500	151,800	-
4,100	185,200	174,170	11,030	-
3,100	88,300	77,378	10,922	-
<u>\$ 1,197,850</u>	<u>\$ 26,093,387</u>	<u>\$ 25,248,098</u>	<u>\$ 566,093</u>	<u>\$ 279,196</u>
-	400,000	263,272	-	136,728
-	782,568	346,520	-	436,048
-	571,472	251,873	-	319,599
-	576,848	-	-	576,848
762,200	20,991,500	19,364,682	-	1,626,818
<u>\$ 762,200</u>	<u>\$ 23,322,388</u>	<u>\$ 20,226,347</u>	<u>\$ -</u>	<u>\$ 3,096,042</u>
53,126	53,126	53,126	-	-
298,600	11,895,500	11,826,764	68,736	-
<u>\$ 351,726</u>	<u>\$ 11,948,626</u>	<u>\$ 11,879,890</u>	<u>\$ 68,736</u>	<u>\$ -</u>
116,000	5,284,100	5,284,100	-	-
<u>\$ 116,000</u>	<u>\$ 5,284,100</u>	<u>\$ 5,284,100</u>	<u>\$ -</u>	<u>\$ -</u>
881	881	881	-	-
-	7,994	-	-	7,994
17,200	485,500	478,125	7,375	-
<u>\$ 18,081</u>	<u>\$ 494,375</u>	<u>\$ 479,006</u>	<u>\$ 7,375</u>	<u>\$ 7,994</u>
42,958	42,958	42,958	-	-
14,200	673,200	656,399	16,801	-
<u>\$ 57,158</u>	<u>\$ 716,158</u>	<u>\$ 699,357</u>	<u>\$ 16,801</u>	<u>\$ -</u>
-	1,500,000	1,500,000	-	-
-	914,109	914,109	-	-
81,000	2,765,100	1,323,056	-	1,442,044
-	1,758,924	1,758,924	-	-
224,900	7,424,800	3,914,084	-	3,510,716
<u>\$ 305,900</u>	<u>\$ 14,362,933</u>	<u>\$ 9,410,172</u>	<u>\$ -</u>	<u>\$ 4,952,760</u>
31,700	921,500	921,136	364	-

See accompanying notes to financial statements.

**STATE OF ARIZONA
GENERAL FUND
STATEMENT OF EXPENDITURES - APPROPRIATION TO ACTUAL
BUDGETARY (LEGAL) BASIS
FOR THE YEAR ENDED JUNE 30, 2021**

AGY	BFY	APCAT	APPROPRIATION NAME	JULY 1, 2020 CONTINUING APPROPRIATION AUTHORITY	GENERAL APPROPRIATIONS
TOTAL AGENCY				\$ -	\$ 889,800
HOUSE OF REPRESENTATIVES					
HOA	2015	HO10000	OPERATING LUMP SUM APPROPRIATION	\$ 4,806,552	\$ -
HOA	2020	HO10000	OPERATING LUMP SUM APPROPRIATION	1,614,887	-
HOA	2021	HO10000	OPERATING LUMP SUM APPROPRIATION	-	16,407,500
TOTAL AGENCY				\$ 6,421,439	\$ 16,407,500
JOINT LEGISLATIVE BUDGET COMMITTEE					
JLA	2019	JL10000	OPERATING LUMP SUM APPROPRIATION	\$ 1,548,399	\$ -
JLA	2020	JL10000	OPERATING LUMP SUM APPROPRIATION	2,833,977	-
JLA	2021	JL10000	OPERATING LUMP SUM APPROPRIATION	-	2,834,200
TOTAL AGENCY				\$ 4,382,376	\$ 2,834,200
LEGISLATIVE COUNCIL					
LCA	2019	LC11000	OMBUDSMAN-CITIZENS AID OFFICE	\$ 29,392	\$ -
LCA	2020	LC11000	OMBUDSMAN-CITIZENS AID OFFICE	82,241	-
LCA	2021	LC11000	OMBUDSMAN-CITIZENS AID OFFICE	-	872,900
LCA	2015	LC10000	OPERATING LUMP SUM APPROPRIATION	2,317,506	-
LCA	2016	LC10000	OPERATING LUMP SUM APPROPRIATION	2,724,727	-
LCA	2017	LC10000	OPERATING LUMP SUM APPROPRIATION	2,597,832	-
LCA	2018	LC10000	OPERATING LUMP SUM APPROPRIATION	1,994,306	-
LCA	2019	LC10000	OPERATING LUMP SUM APPROPRIATION	1,781,091	-
LCA	2020	LC10000	OPERATING LUMP SUM APPROPRIATION	2,510,168	-
LCA	2021	LC10000	OPERATING LUMP SUM APPROPRIATION	-	7,942,000
TOTAL AGENCY				\$ 14,037,264	\$ 8,814,900
INDEPENDENT REDISTRICTING COMMISSION					
RDA	2013	RD10000	OPERATING LUMP SUM APPROPRIATION	\$ 23,959	\$ -
RDA	2021	RD10000	OPERATING LUMP SUM APPROPRIATION	-	500,000
TOTAL AGENCY				\$ 23,959	\$ 500,000
PUBLIC SAFETY PERSONNEL RETIREMENT SYSTEM					
RSA	2021	RS11005	PRESCOTT FIRE DEPT PENSION LIAB OFFSET	\$ -	\$ -
RSA	2021	RS12001	PSPRS CORP CORRECTIONS UNFUNDED LIABILITY REDUCTION	-	-
RSA	2021	RS12000	PSPRS DPS UNFUNDED LIABILITY REDUCTION	-	-
TOTAL AGENCY				\$ -	\$ -
DEPARTMENT OF REVENUE					
RVA	2020	RV10005	ADMIN ADJUSTMENT BRITS OPERATIONAL SUPPORT	\$ -	\$ -
RVA	2021	RV10005	BRITS OPERATIONAL SUPPORT	-	2,033,000
RVA	2021	RV10006	INCOME TAX FRAUD PREVENTION	-	3,150,000
RVA	2021	RV10000	OPERATING LUMP SUM APPROPRIATION	-	25,077,900
RVA	2021	RV30000	TPT SIMPLIFICATION	-	984,300
TOTAL AGENCY				\$ -	\$ 31,245,200
SENATE					
SNA	2018	SN10000	OPERATING LUMP SUM APPROPRIATION	\$ 680,203	\$ -
SNA	2019	SN10000	OPERATING LUMP SUM APPROPRIATION	371,787	-
SNA	2020	SN10000	OPERATING LUMP SUM APPROPRIATION	3,009,510	-
SNA	2021	SN10000	OPERATING LUMP SUM APPROPRIATION	-	12,948,900
TOTAL AGENCY				\$ 4,061,499	\$ 12,948,900

See accompanying notes to financial statements.

SUPPLEMENTAL APPROPRIATIONS, MID-YEAR REVERSIONS AND ADJUSTMENTS	NET APPROPRIATIONS	EXPENDITURES	LAPSED APPROPRIATION AUTHORITY	JUNE 30, 2021 CONTINUING APPROPRIATION AUTHORITY
\$ 31,700	\$ 921,500	\$ 921,136	\$ 364	\$ -
\$ -	\$ 4,806,552	\$ -	\$ -	\$ 4,806,552
-	1,614,887	661,619	-	953,268
422,500	16,830,000	15,268,808	-	1,561,192
<u>\$ 422,500</u>	<u>\$ 23,251,439</u>	<u>\$ 15,930,427</u>	<u>\$ -</u>	<u>\$ 7,321,012</u>
\$ -	\$ 1,548,399	\$ 1,548,399	\$ -	\$ -
-	2,833,977	1,196,209	-	1,637,769
100,500	2,934,700	258	-	2,934,442
<u>\$ 100,500</u>	<u>\$ 7,317,076</u>	<u>\$ 2,744,865</u>	<u>\$ -</u>	<u>\$ 4,572,210</u>
\$ -	\$ 29,392	\$ 29,392	\$ -	\$ -
-	82,241	80,763	-	1,478
31,900	904,800	845,408	-	59,392
-	2,317,506	-	-	2,317,506
-	2,724,727	-	-	2,724,727
-	2,597,832	-	-	2,597,832
-	1,994,306	-	-	1,994,306
-	1,781,091	-	-	1,781,091
-	2,510,168	-	-	2,510,168
179,800	8,121,800	6,554,318	-	1,567,482
<u>\$ 211,700</u>	<u>\$ 23,063,864</u>	<u>\$ 7,509,882</u>	<u>\$ -</u>	<u>\$ 15,553,982</u>
\$ -	\$ 23,959	\$ -	\$ 23,959	\$ -
-	500,000	500,000	-	-
<u>\$ -</u>	<u>\$ 523,959</u>	<u>\$ 500,000</u>	<u>\$ 23,959</u>	<u>\$ -</u>
\$ 1,000,000	\$ 1,000,000	\$ 1,000,000	\$ -	\$ -
500,000,000	500,000,000	500,000,000	-	-
500,000,000	500,000,000	500,000,000	-	-
<u>\$ 1,001,000,000</u>	<u>\$ 1,001,000,000</u>	<u>\$ 1,001,000,000</u>	<u>\$ -</u>	<u>\$ -</u>
\$ 48,314	\$ 48,314	\$ 48,314	\$ -	\$ -
66,500	2,099,500	2,085,561	13,939	-
-	3,150,000	3,149,116	884	-
452,100	25,530,000	23,172,287	2,357,713	-
35,700	1,020,000	946,469	73,531	-
<u>\$ 602,614</u>	<u>\$ 31,847,814</u>	<u>\$ 29,401,748</u>	<u>\$ 2,446,066</u>	<u>\$ -</u>
\$ -	\$ 680,203	\$ 680,203	\$ -	\$ -
-	371,787	164,799	-	206,987
-	3,009,510	(5,675)	-	3,015,185
305,000	13,253,900	10,699,199	-	2,554,701
<u>\$ 305,000</u>	<u>\$ 17,315,399</u>	<u>\$ 11,538,526</u>	<u>\$ -</u>	<u>\$ 5,776,873</u>

See accompanying notes to financial statements.

**STATE OF ARIZONA
GENERAL FUND
STATEMENT OF EXPENDITURES - APPROPRIATION TO ACTUAL
BUDGETARY (LEGAL) BASIS
FOR THE YEAR ENDED JUNE 30, 2021**

AGY	BFY	APCAT	APPROPRIATION NAME	JULY 1, 2020 CONTINUING APPROPRIATION AUTHORITY	GENERAL APPROPRIATIONS
SUPREME COURT (INCLUDING SUPERIOR COURT)					
SPA	2020	SP04542	ADMIN ADJUSTMENT AUTOMATION	\$ -	\$ -
SPA	2020	SP01033	ADMIN ADJUSTMENT CENTRALIZED SERVICE PAYMENTS	-	-
SPA	2020	SP01011	ADMIN ADJUSTMENT FOSTER CARE REVIEW BOARD	-	-
SPA	2020	SP01031	ADMIN ADJUSTMENT OPERATING LUMP SUM	-	-
SPA	2020	SP04000	ADMIN ADJUSTMENT OPERATING LUMP SUM APPROPRIATION	-	-
SPA	2021	SP01078	ADULT INTENSIVE PROBATION	-	9,993,700
SPA	2021	SP01016	ADULT STANDARD PROBATION	-	16,281,400
SPA	2021	SP04542	AUTOMATION	-	3,473,000
SPA	2021	SP01033	CENTRALIZED SERVICE PAYMENTS	-	3,125,200
SPA	2021	SP01081	COMMISSION ON JUDICIAL CONDUCT	-	521,900
SPA	2021	SP01001	COUNTY REIMBURSEMENTS	-	187,900
SPA	2021	SP01054	COURT ORDERED REMOVAL	-	315,000
SPA	2021	SP01049	DOMESTIC RELATIONS	-	640,600
SPA	2021	SP23000	DRUG COURT	-	1,033,100
SPA	2021	SP01011	FOSTER CARE REVIEW BOARD	-	3,265,100
SPA	2021	SP01050	INTERSTATE COMPACT	-	381,000
SPA	2021	SP01076	JUDGES COMPENSATION	-	23,811,000
SPA	2021	SP01004	JUDICIAL NOMINATION - PERFORMANCE REVIEW	-	542,500
SPA	2021	SP01065	JUVENILE DIVERSION CONSEQUENCES	-	8,559,700
SPA	2021	SP01075	JUVENILE FAMILY COUNSELING	-	500,000
SPA	2021	SP01071	JUVENILE INTENSIVE PROBATION	-	5,635,500
SPA	2021	SP01073	JUVENILE STANDARD PROBATION	-	3,524,700
SPA	2021	SP01077	JUVENILE TREATMENT SERVICES	-	20,134,500
SPA	2021	SP01068	MODEL COURT	-	438,700
SPA	2021	SP01031	OPERATING LUMP SUM	-	4,406,300
SPA	2021	SP04000	OPERATING LUMP SUM APPROPRIATION	-	11,805,300
SPA	2021	SP02000	SPECIAL WATER MASTER	-	239,700
TOTAL AGENCY				\$ -	\$ 118,815,800
SECRETARY OF STATE					
STA	2020	ST10000	ADMIN ADJUSTMENT OPERATING LUMP SUM APPROPRIATION	\$ -	\$ -
STA	2021	ST20000	ELECTION SERVICES	-	4,000,000
STA	2018	ST90006	LIBRARY GRANTS-IN-AID	6,301	-
STA	2019	ST90006	LIBRARY GRANTS-IN-AID	43,900	-
STA	2020	ST90006	LIBRARY GRANTS-IN-AID	109,399	-
STA	2021	ST90006	LIBRARY GRANTS-IN-AID	-	651,400
STA	2021	ST10000	OPERATING LUMP SUM APPROPRIATION	-	12,112,400
STA	2020	ST22000	PRESIDENTIAL PREFERENCE ELECTION	5,117,766	-
STA	2021	ST90005	STATEWIDE RADIO READING SVC FOR BLIND	-	97,000
STA	2021	ST50000	UNIFORM STATE LAWS COMMISSION	-	99,000
TOTAL AGENCY				\$ 5,277,366	\$ 16,959,800
OFFICE OF TOURISM					
TOA	2021	TO10001	ARIZONA PROMOTION	\$ -	\$ 1,000,000
TOA	2021	TO10000	TOURISM FUND DEPOSIT	-	7,114,000
TOA	2021	TO10003	WINE PROMOTION	-	100,000
TOTAL AGENCY				\$ -	\$ 8,214,000
STATE TREASURER					
TRA	2020	TR31501	ADMIN ADJUSTMENT JUSTICE OF THE PEACE SALARIES	\$ -	\$ -

See accompanying notes to financial statements.

SUPPLEMENTAL APPROPRIATIONS, MID-YEAR REVERSIONS AND ADJUSTMENTS	NET APPROPRIATIONS	EXPENDITURES	LAPSED APPROPRIATION AUTHORITY	JUNE 30, 2021 CONTINUING APPROPRIATION AUTHORITY
\$ 7,320	\$ 7,320	\$ 7,320	\$ -	\$ -
159,982	159,982	159,982	-	-
2,655	2,655	2,655	-	-
2,722	2,722	2,722	-	-
18,480	18,480	18,480	-	-
-	9,993,700	9,993,700	-	-
-	16,281,400	16,281,400	-	-
83,900	3,556,900	3,556,201	699	-
30,400	3,155,600	3,114,873	40,727	-
15,800	537,700	536,188	1,512	-
-	187,900	183,021	4,879	-
-	315,000	315,000	-	-
21,000	661,600	660,904	696	-
-	1,033,100	1,033,100	-	-
78,700	3,343,800	3,342,417	1,383	-
-	381,000	381,000	-	-
159,700	23,970,700	23,799,092	171,608	-
10,500	553,000	537,622	15,378	-
-	8,559,700	8,559,700	-	-
-	500,000	500,000	-	-
-	5,635,500	5,635,500	-	-
-	3,524,700	3,524,700	-	-
-	20,134,500	20,134,500	-	-
-	438,700	438,700	-	-
58,300	4,464,600	4,460,895	3,705	-
314,400	12,119,700	12,062,798	56,902	-
5,100	244,800	243,191	1,609	-
<u>\$ 968,959</u>	<u>\$ 119,784,759</u>	<u>\$ 119,485,662</u>	<u>\$ 299,097</u>	<u>\$ -</u>
\$ 724,687	\$ 724,687	\$ 724,687	\$ -	\$ -
-	4,000,000	3,948,256	51,744	-
-	6,301	-	-	6,301
-	43,900	-	-	43,900
-	109,399	-	-	109,399
-	651,400	525,214	-	126,186
303,800	12,416,200	12,004,238	411,962	-
-	5,117,766	4,265,182	852,584	-
-	97,000	97,000	-	-
-	99,000	63,600	35,400	-
<u>\$ 1,028,487</u>	<u>\$ 23,265,652</u>	<u>\$ 21,628,177</u>	<u>\$ 1,351,690</u>	<u>\$ 285,786</u>
\$ -	\$ 1,000,000	\$ 1,000,000	\$ -	\$ -
121,100	7,235,100	7,235,100	-	-
-	100,000	100,000	-	-
<u>\$ 121,100</u>	<u>\$ 8,335,100</u>	<u>\$ 8,335,100</u>	<u>\$ -</u>	<u>\$ -</u>
\$ 219,345	\$ 219,345	\$ 219,345	\$ -	\$ -

See accompanying notes to financial statements.

**STATE OF ARIZONA
GENERAL FUND
STATEMENT OF EXPENDITURES - APPROPRIATION TO ACTUAL
BUDGETARY (LEGAL) BASIS
FOR THE YEAR ENDED JUNE 30, 2021**

AGY	BFY	APCAT	APPROPRIATION NAME	JULY 1, 2020 CONTINUING APPROPRIATION AUTHORITY	GENERAL APPROPRIATIONS
TRA	2021	TR31601	COM COL REIMBURSEMENT ARS 15-1469-01	-	-
TRA	2021	TR31701	CORPORATE INCOME TAX TRANSFER	-	-
TRA	2021	TR31501	JUSTICE OF THE PEACE SALARIES	-	1,205,100
TRA	2021	TR31101	OPERATING LUMP SUM APPROPRIATION	-	304,400
TOTAL AGENCY				<u>\$ -</u>	<u>\$ 1,509,500</u>
BOARD OF TAX APPEALS					
TXA	2020	TX10000	ADMIN ADJUSTMENT OPERATING LUMP SUM APPROPRIATION	\$ -	\$ -
TXA	2021	TX10000	OPERATING LUMP SUM APPROPRIATION	-	281,800
TOTAL AGENCY				<u>\$ -</u>	<u>\$ 281,800</u>
TOTAL GENERAL GOVERNMENT				<u>\$ 41,613,954</u>	<u>\$ 422,034,550</u>
HEALTH AND WELFARE					
COMMISSION OF AFRICAN-AMERICAN AFFAIRS					
AMA	2020	AM10000	ADMIN ADJUSTMENT OPERATING LUMP SUM	\$ -	\$ -
AMA	2021	AM10000	OPERATING LUMP SUM	-	128,100
TOTAL AGENCY				<u>\$ -</u>	<u>\$ 128,100</u>
DEPARTMENT OF CHILD SAFETY					
CHA	2020	CH02	ADMIN ADJUSTMENT CONGREGATE GROUP CARE	\$ -	\$ -
CHA	2020	CHC1	ADMIN ADJUSTMENT DCS - CASEWORKERS	-	-
CHA	2020	CHD1	ADMIN ADJUSTMENT DCS - NEW CASE AIDES	-	-
CHA	2020	CHPS	ADMIN ADJUSTMENT DCS - PREVENTIVE SERVICES	-	-
CHA	2020	CH03	ADMIN ADJUSTMENT DCS ADOPTION SERVICES	-	-
CHA	2020	CH20	ADMIN ADJUSTMENT DCS CHILD CARE SUBSIDY	-	-
CHA	2020	CH04	ADMIN ADJUSTMENT DCS FOSTER CARE PLACEMENT	-	-
CHA	2020	CH23	ADMIN ADJUSTMENT DCS FOSTER HOME RECRUITMENT, STUDY AND SUPERVISIO	-	-
CHA	2020	CH15	ADMIN ADJUSTMENT DCS GENERAL COUNSEL	-	-
CHA	2020	CH05	ADMIN ADJUSTMENT DCS INDEPENDENT LIVING MAINTENANCE	-	-
CHA	2020	CH14	ADMIN ADJUSTMENT DCS INSPECTIONS BUREAU	-	-
CHA	2020	CH16	ADMIN ADJUSTMENT DCS OFFICE OF CHILD WELFARE INVESTIGATIONS	-	-
CHA	2020	CH01	ADMIN ADJUSTMENT DCS OPERATING LUMP SUM	-	-
CHA	2020	CH12	ADMIN ADJUSTMENT DCS OUT-OF-HOME SUPPORT SERVICES	-	-
CHA	2020	CH13	ADMIN ADJUSTMENT DCS OVERTIME	-	-
CHA	2020	CH06	ADMIN ADJUSTMENT DCS PERMANENT GUARDIAN SUBSIDY	-	-
CHA	2020	CH10	ADMIN ADJUSTMENT DCS RECORDS RETENTION STAFF	-	-
CHA	2020	CH19	ADMIN ADJUSTMENT DCS TRAINING RESOURCES	-	-
CHA	2020	CH09	ADMIN ADJUSTMENT KINSHIP CARE	-	-
CHA	2021	CH02	CONGREGATE GROUP CARE	-	31,076,000
CHA	2021	CHC1	DCS - CASEWORKERS	-	42,889,200
CHA	2021	CHD1	DCS - NEW CASE AIDES	-	1,396,100
CHA	2021	CHPS	DCS - PREVENTIVE SERVICES	-	4,000,000
CHA	2021	CH03	DCS ADOPTION SERVICES	-	84,965,840
CHA	2021	CH07	DCS ATTORNEY GENERAL LEGAL SERVICES	-	19,741,900
CHA	2021	CH20	DCS CHILD CARE SUBSIDY	-	7,000,000
CHA	2021	CH24	DCS EXTENDED FOSTER CARE	-	8,283,300
CHA	2021	CH04	DCS FOSTER CARE PLACEMENT	-	22,825,500
CHA	2021	CH23	DCS FOSTER HOME RECRUITMENT, STUDY AND SUPERVISION	-	19,652,160
CHA	2021	CH15	DCS GENERAL COUNSEL	-	156,100
CHA	2021	CH11	DCS IN-HOME MITIGATION	-	6,971,700

See accompanying notes to financial statements.

SUPPLEMENTAL APPROPRIATIONS, MID-YEAR REVERSIONS AND ADJUSTMENTS	NET APPROPRIATIONS	EXPENDITURES	LAPSED APPROPRIATION AUTHORITY	JUNE 30, 2021 CONTINUING APPROPRIATION AUTHORITY
3,658,200	3,658,200	3,658,200	-	-
15,000,000	15,000,000	15,000,000	-	-
-	1,205,100	854,674	350,426	-
39,300	343,700	343,700	-	-
<u>\$ 18,916,845</u>	<u>\$ 20,426,345</u>	<u>\$ 20,075,919</u>	<u>\$ 350,426</u>	<u>\$ -</u>
\$ 751	\$ 751	\$ 751	-	-
10,400	292,200	291,875	325	-
<u>\$ 11,151</u>	<u>\$ 292,951</u>	<u>\$ 292,626</u>	<u>\$ 325</u>	<u>\$ -</u>
<u>\$ 2,329,942,318</u>	<u>\$ 2,793,590,822</u>	<u>\$ 2,720,079,206</u>	<u>\$ 6,348,676</u>	<u>\$ 67,162,941</u>
\$ 660	\$ 660	\$ 660	-	-
5,100	133,200	128,321	4,879	-
<u>\$ 5,760</u>	<u>\$ 133,860</u>	<u>\$ 128,982</u>	<u>\$ 4,879</u>	<u>\$ -</u>
\$ 4,583,538	\$ 4,583,538	\$ 4,583,538	-	-
499,360	499,360	499,360	-	-
117,683	117,683	117,683	-	-
2,389,768	2,389,768	2,389,768	-	-
10,433,443	10,433,443	10,433,443	-	-
4,968,624	4,968,624	4,968,624	-	-
7,625,764	7,625,764	7,625,764	-	-
1,632,692	1,632,692	1,632,692	-	-
37,172	37,172	37,172	-	-
217,131	217,131	217,131	-	-
20,448	20,448	20,448	-	-
17,087	17,087	17,087	-	-
556,130	556,130	556,130	-	-
2,421,788	2,421,788	2,421,788	-	-
403,102	403,102	403,102	-	-
1,055,713	1,055,713	1,055,713	-	-
183,986	183,986	183,986	-	-
150,000	150,000	150,000	-	-
648,390	648,390	648,390	-	-
4,023,000	35,099,000	33,102,341	1,996,659	-
1,312,900	44,202,100	41,826,369	2,375,732	-
58,900	1,455,000	1,284,961	170,039	-
-	4,000,000	2,963,928	1,036,072	-
-	84,965,840	67,070,126	17,895,714	-
-	19,741,900	19,741,900	-	-
-	7,000,000	3,513,323	3,486,677	-
-	8,283,300	7,306,231	977,069	-
(4,023,000)	18,802,500	16,143,578	2,658,922	-
-	19,652,160	17,673,320	1,978,840	-
5,600	161,700	134,040	27,660	-
-	6,971,700	5,249,242	1,722,458	-

See accompanying notes to financial statements.

**STATE OF ARIZONA
GENERAL FUND
STATEMENT OF EXPENDITURES - APPROPRIATION TO ACTUAL
BUDGETARY (LEGAL) BASIS
FOR THE YEAR ENDED JUNE 30, 2021**

AGY	BFY	APCAT	APPROPRIATION NAME	JULY 1, 2020	
				CONTINUING APPROPRIATION AUTHORITY	GENERAL APPROPRIATIONS
CHA	2021	CH14	DCS INSPECTIONS BUREAU	-	1,337,700
CHA	2021	CH16	DCS OFFICE OF CHILD WELFARE INVESTIGATIONS	-	9,444,300
CHA	2021	CH01	DCS OPERATING LUMP SUM	-	58,496,800
CHA	2021	CH12	DCS OUT-OF-HOME SUPPORT SERVICES	-	48,512,100
CHA	2021	CH13	DCS OVERTIME	-	2,182,500
CHA	2021	CH06	DCS PERMANENT GUARDIAN SUBSIDY	-	10,573,900
CHA	2021	CH10	DCS RECORDS RETENTION STAFF	-	498,300
CHA	2021	CH19	DCS TRAINING RESOURCES	-	150,000
CHA	2021	CH09	KINSHIP CARE	-	4,500,000
TOTAL AGENCY				\$ -	\$ 384,653,400
DEPARTMENT OF ECONOMIC SECURITY					
DEA	2017	DE0019	ACHIEVING A BETTER LIFE EXPERIENCE ACT PROGRAM	\$ 1,343	\$ -
DEA	2020	DE61	ADMIN ADJUSTMENT ADULT SERVICES	-	-
DEA	2020	DE11	ADMIN ADJUSTMENT ATTORNEY GENERAL LEGAL SERVICES	-	-
DEA	2020	DE21	ADMIN ADJUSTMENT CASE MANAGEMENT-STATE ONLY	-	-
DEA	2020	DE64	ADMIN ADJUSTMENT COORDINATED HOMELESS PROGRAM	-	-
DEA	2020	DE33	ADMIN ADJUSTMENT COORDINATED HUNGER	-	-
DEA	2020	DE22A	ADMIN ADJUSTMENT DDD ARIZONA EARLY INTERVENTION PROGRAM	-	-
DEA	2020	DE21A	ADMIN ADJUSTMENT DDD TARGETED CASE MANAGEMENT-MEDICAID	-	-
DEA	2020	DE00	ADMIN ADJUSTMENT DES OPERATING LUMP SUM	-	-
DEA	2020	DE65	ADMIN ADJUSTMENT DOMESTIC VIOLENCE PREVENTION	-	-
DEA	2020	DE22	ADMIN ADJUSTMENT HOME & COMMUNITY SERVICES - STATE ONLY	-	-
DEA	2020	DE55	ADMIN ADJUSTMENT INDEPENDENT LIVING REHABILITATION SVCS	-	-
DEA	2020	DE54	ADMIN ADJUSTMENT JOBS	-	-
DEA	2020	DE52	ADMIN ADJUSTMENT REHABILITATION SERVICES	-	-
DEA	2020	DE23	ADMIN ADJUSTMENT STATE FUNDED LONG-TERM CARE SERVICES	-	-
DEA	2021	DE61	ADULT SERVICES	-	8,731,900
DEA	2021	DE11	ATTORNEY GENERAL LEGAL SERVICES	-	1,227,700
DEA	2021	DE21	CASE MANAGEMENT-STATE ONLY	-	6,194,600
DEA	2021	DE24	CASE MANAGEMENT-TITLE XIX	-	25,406,400
DEA	2021	DE64	COORDINATED HOMELESS PROGRAM	-	873,100
DEA	2021	DE33	COORDINATED HUNGER	-	1,254,600
DEA	2021	DE22A	DDD ARIZONA EARLY INTERVENTION PROGRAM	-	6,319,000
DEA	2021	DE20A	DDD OPERATING LUMP SUM	-	31,018,200
DEA	2021	DE20B	DDD PREMIUM TAX PAYMENT	-	13,034,400
DEA	2021	DE21A	DDD TARGETED CASE MANAGEMENT-MEDICAID	-	3,348,700
DEA	2021	DE00	DES OPERATING LUMP SUM	-	79,166,000
DEA	2021	DE65	DOMESTIC VIOLENCE PREVENTION	-	3,283,000
DEA	2019	DE36	FOOD BANK FUNDING STORAGE	520,611	-
DEA	2021	DE22	HOME & COMMUNITY SERVICES - STATE ONLY	-	13,589,000
DEA	2021	DE25	HOME AND COMMUNITY BASED SVC-TITLE XIX	-	458,007,200
DEA	2021	DE55	INDEPENDENT LIVING REHABILITATION SVCS	-	166,000
DEA	2021	DE26	INSTITUTIONAL SERVICES-TITLE XIX	-	13,568,900
DEA	2021	DE54	JOBS	-	300,000
DEA	2021	DE29	MEDICAL CLAWBACK	-	4,388,900
DEA	2021	DE27B	PHYSICAL AND BEHAVIORAL HEALTH SERVICES-MEDICAID	-	118,446,000
DEA	2021	DE52	REHABILITATION SERVICES	-	6,594,400
DEA	2019	DE35	SNAP ARIZONA FARMERS MARKET	16,492	-
DEA	2021	DE23	STATE FUNDED LONG-TERM CARE SERVICES	-	8,849,800
DEA	2021	DE32	TRIBAL PASS-THRU FUNDING	-	4,680,300
DEA	2021	DE58	UNEMPLOYMENT COMPENSATION SUPPLEMENTAL	-	-
TOTAL AGENCY				\$ 538,446	\$ 808,448,100

See accompanying notes to financial statements.

SUPPLEMENTAL APPROPRIATIONS, MID-YEAR REVERSIONS AND ADJUSTMENTS	NET APPROPRIATIONS	EXPENDITURES	LAPSED APPROPRIATION AUTHORITY	JUNE 30, 2021 CONTINUING APPROPRIATION AUTHORITY
41,700	1,379,400	1,150,426	228,974	-
317,900	9,762,200	8,973,388	788,812	-
1,419,600	59,916,400	59,820,053	96,347	-
-	48,512,100	48,229,762	282,338	-
77,500	2,260,000	1,591,132	668,868	-
-	10,573,900	8,981,444	1,592,456	-
5,500	503,800	186,511	317,289	-
-	150,000	150,000	-	-
-	4,500,000	3,902,245	597,755	-
<u>\$ 41,201,419</u>	<u>\$ 425,854,819</u>	<u>\$ 386,956,139</u>	<u>\$ 38,898,680</u>	<u>\$ -</u>
\$ -	\$ 1,343	\$ -	\$ -	\$ 1,343
1,725,184	1,725,184	1,725,184	-	-
8,955	8,955	8,955	-	-
183,488	183,488	183,488	-	-
17,344	17,344	17,344	-	-
237,086	237,086	237,086	-	-
3,959,738	3,959,738	3,959,738	-	-
887,756	887,756	887,756	-	-
4,998,480	4,998,480	4,998,480	-	-
141,010	141,010	141,010	-	-
3,769,220	3,769,220	3,769,220	-	-
120,157	120,157	120,157	-	-
27,100	27,100	27,100	-	-
168,329	168,329	168,329	-	-
2,725,000	2,725,000	2,725,000	-	-
-	8,731,900	6,641,180	2,090,720	-
47,500	1,275,200	1,249,039	26,161	-
117,300	6,311,900	5,054,224	1,257,676	-
715,600	26,122,000	21,487,148	4,634,852	-
-	873,100	736,273	136,827	-
-	1,254,600	1,254,600	-	-
-	6,319,000	2,494,119	3,824,881	-
165,500	31,183,700	24,549,733	6,633,968	-
-	13,034,400	10,760,860	2,273,540	-
97,300	3,446,000	2,590,175	855,825	-
2,131,500	81,297,500	74,147,998	7,149,502	-
-	3,283,000	3,097,189	185,811	-
-	520,611	520,611	-	-
-	13,589,000	8,663,402	4,925,598	-
118,100	458,125,300	381,601,474	76,523,826	-
-	166,000	52,754	113,246	-
213,400	13,782,300	11,330,694	2,451,606	-
-	300,000	112,011	187,989	-
-	4,388,900	4,388,900	-	-
-	118,446,000	98,594,636	19,851,364	-
-	6,594,400	4,460,656	2,133,744	-
-	16,492	14,798	73	1,621
-	8,849,800	8,849,800	-	-
-	4,680,300	4,680,300	-	-
62,000,000	62,000,000	-	62,000,000	-
<u>\$ 84,575,047</u>	<u>\$ 893,561,593</u>	<u>\$ 696,301,422</u>	<u>\$ 197,257,207</u>	<u>\$ 2,964</u>

See accompanying notes to financial statements.

**STATE OF ARIZONA
GENERAL FUND
STATEMENT OF EXPENDITURES - APPROPRIATION TO ACTUAL
BUDGETARY (LEGAL) BASIS
FOR THE YEAR ENDED JUNE 30, 2021**

AGY	BFY	APCAT	APPROPRIATION NAME	JULY 1, 2020 CONTINUING APPROPRIATION AUTHORITY	GENERAL APPROPRIATIONS
ARIZONA HEALTH CARE COST CONTAINMENT SYSTEM					
HCA	2021	HC14500	ACA ADULT EXPANSION	\$ -	\$ 7,361,600
HCA	2020	HC11031	ADMIN ADJUSTMENT ADOA DATA CENTER	-	-
HCA	2020	HC17300	ADMIN ADJUSTMENT CRISIS SERVICES	-	-
HCA	2020	HC12032	ADMIN ADJUSTMENT DES ELIGIBILITY	-	-
HCA	2020	HC14071	ADMIN ADJUSTMENT DISPROPORTIONATE SHARE PAYMENTS	-	-
HCA	2020	HC14420	ADMIN ADJUSTMENT MEDICAID BEHAVIORAL HEALTH CMDP	-	-
HCA	2020	HC17100	ADMIN ADJUSTMENT NON MEDICAID SERIOUSLY MENTALLY ILL SERVICES	-	-
HCA	2020	HC11000	ADMIN ADJUSTMENT OPERATING LUMP SUM APPROPRIATION	-	-
HCA	2020	HC20018	ADMIN ADJUSTMENT PROP 204 AHCCCS ADMINISTRATION	-	-
HCA	2020	HC20032	ADMIN ADJUSTMENT PROP 204 DES ELIGIBILITY	-	-
HCA	2020	HC17200	ADMIN ADJUSTMENT SUPPORTED HOUSING	-	-
HCA	2021	HC11031	ADOA DATA CENTER	-	5,915,400
HCA	2021	HC15000	ALTCS SERVICES	-	265,435,600
HCA	2021	HC14600	BEHAVIORAL HEALTH SERVICES IN SCHOOLS	-	3,000,000
HCA	2021	HC28200	CHIP - SERVICES	-	16,214,400
HCA	2021	HC17300	CRISIS SERVICES	-	14,141,100
HCA	2021	HC12032	DES ELIGIBILITY	-	25,491,200
HCA	2021	HC14071	DISPROPORTIONATE SHARE PAYMENTS	-	265,400
HCA	2020	HC14290	GRADUATE MEDICAL EDUCATION	3,000,000	-
HCA	2021	HC14290	GRADUATE MEDICAL EDUCATION	-	6,000,000
HCA	2021	HC14420	MEDICAID BEHAVIORAL HEALTH CMDP	-	59,250,900
HCA	2021	HC17100	NON MEDICAID SERIOUSLY MENTALLY ILL SERVICES	-	77,646,900
HCA	2021	HC11000	OPERATING LUMP SUM APPROPRIATION	-	28,537,600
HCA	2021	HC20018	PROP 204 AHCCCS ADMINISTRATION	-	4,209,300
HCA	2021	HC20032	PROP 204 DES ELIGIBILITY	-	16,684,800
HCA	2021	HC14300	PROPOSITION 204 SERVICES	-	121,211,500
HCA	2021	HC14073	RURAL HOSPITAL REIMBURSEMENT	-	8,580,800
HCA	2021	HC11200	SUICIDE PREVENTON COORDINATOR	-	100,000
HCA	2021	HC17200	SUPPORTED HOUSING	-	5,324,800
HCA	2021	HC14400	TRADITIONAL MEDICAID SERVICES	-	1,277,622,300
TOTAL AGENCY				\$ 3,000,000	\$ 1,942,993,600

DEPARTMENT OF HEALTH SERVICES

HSA	2020	HS42010	ADMIN ADJUSTMENT ADULT CYSTIC FIBROSIS	\$ -	\$ -
HSA	2020	HS20001	ADMIN ADJUSTMENT AGENCYWIDE OPERATING LUMP SUM APPN	-	-
HSA	2020	HS71000	ADMIN ADJUSTMENT ARIZONA STATE HOSPITAL - OPERATING	-	-
HSA	2020	HS71002	ADMIN ADJUSTMENT ASH - SEXUALLY VIOLENT PERSONS	-	-
HSA	2020	HS42060	ADMIN ADJUSTMENT BREAST AND CERVICAL CANCER SCREENING	-	-
HSA	2020	HS50010	ADMIN ADJUSTMENT COUNTY TUBERCULOSIS PROVIDER CARE - CTL	-	-
HSA	2020	HS43010	ADMIN ADJUSTMENT HIGH RISK PERINATAL SERVICES	-	-
HSA	2020	HS50910	ADMIN ADJUSTMENT NON RENAL DISEASE MANAGEMENT	-	-
HSA	2020	HS58050	ADMIN ADJUSTMENT POISON CONTROL CENTER FUNDING	-	-
HSA	2020	HS50920	ADMIN ADJUSTMENT RENAL TRANSPLANT DRUGS	-	-
HSA	2020	HS52011	ADMIN ADJUSTMENT STATE LOAN REPAYMENT PROGRAM	-	-
HSA	2021	HS42010	ADULT CYSTIC FIBROSIS	-	105,200
HSA	2021	HS20001	AGENCYWIDE OPERATING LUMP SUM APPN	-	16,101,900
HSA	2021	HS50070	ALZHEIMER DISEASE RESEARCH	-	125,000
HSA	2021	HS71000	ARIZONA STATE HOSPITAL - OPERATING	-	61,384,700
HSA	2021	HS71002	ASH - SEXUALLY VIOLENT PERSONS	-	9,710,400
HSA	2021	HS42060	BREAST AND CERVICAL CANCER SCREENING	-	1,369,400
HSA	2021	HS50010	COUNTY TUBERCULOSIS PROVIDER CARE - CTL	-	590,700

See accompanying notes to financial statements.

SUPPLEMENTAL APPROPRIATIONS, MID-YEAR REVERSIONS AND ADJUSTMENTS	NET APPROPRIATIONS	EXPENDITURES	LAPSED APPROPRIATION AUTHORITY	JUNE 30, 2021 CONTINUING APPROPRIATION AUTHORITY
\$ -	\$ 7,361,600	\$ 7,361,600	\$ -	\$ -
928,501	928,501	928,501	-	-
89,687	89,687	89,687	-	-
5,586,631	5,586,631	5,586,631	-	-
254,470	254,470	254,470	-	-
727	727	727	-	-
1,742,074	1,742,074	1,742,074	-	-
2,861,681	2,861,681	2,861,681	-	-
1,210,135	1,210,135	1,210,135	-	-
2,628,221	2,628,221	2,628,221	-	-
123,539	123,539	123,539	-	-
(750,000)	5,165,400	4,535,326	630,074	-
-	265,435,600	265,435,600	-	-
-	3,000,000	3,000,000	-	-
2,000,000	18,214,400	16,741,306	1,473,094	-
-	14,141,100	14,056,100	85,000	-
6,080,000	31,571,200	28,952,243	2,618,957	-
-	265,400	-	265,400	-
-	3,000,000	-	3,000,000	-
-	6,000,000	-	-	6,000,000
-	59,250,900	51,566,025	7,684,875	-
-	77,646,900	75,714,591	1,932,309	-
4,599,100	33,136,700	31,994,672	1,142,028	-
657,900	4,867,200	4,280,378	586,822	-
-	16,684,800	15,854,370	830,430	-
-	121,211,500	121,210,977	523	-
-	8,580,800	8,580,800	-	-
-	100,000	99,746	254	-
-	5,324,800	5,324,800	-	-
(11,599,500)	1,266,022,800	1,098,447,990	167,574,810	-
<u>\$ 16,413,165</u>	<u>\$ 1,962,406,765</u>	<u>\$ 1,768,582,190</u>	<u>\$ 187,824,576</u>	<u>\$ 6,000,000</u>
\$ 26,300	\$ 26,300	\$ 26,300	\$ -	\$ -
384,242	384,242	384,242	-	-
3,467,120	3,467,120	3,467,120	-	-
285,370	285,370	285,370	-	-
442,156	442,156	442,156	-	-
42,445	42,445	42,445	-	-
267,563	267,563	267,563	-	-
168,930	168,930	168,930	-	-
504,518	504,518	504,518	-	-
91,500	91,500	91,500	-	-
235,335	235,335	235,335	-	-
-	105,200	78,900	26,300	-
441,100	16,543,000	15,941,074	601,926	-
-	125,000	125,000	-	-
1,804,800	63,189,500	62,445,628	743,872	-
300,300	10,010,700	9,936,902	73,798	-
-	1,369,400	951,474	417,926	-
-	590,700	415,731	174,969	-

See accompanying notes to financial statements.

**STATE OF ARIZONA
GENERAL FUND
STATEMENT OF EXPENDITURES - APPROPRIATION TO ACTUAL
BUDGETARY (LEGAL) BASIS
FOR THE YEAR ENDED JUNE 30, 2021**

AGY	BFY	APCAT	APPROPRIATION NAME	JULY 1, 2020 CONTINUING APPROPRIATION AUTHORITY	GENERAL APPROPRIATIONS
HSA	2021	HS43010	HIGH RISK PERINATAL SERVICES	-	2,093,400
HSA	2021	HS50910	NON RENAL DISEASE MANAGEMENT	-	198,000
HSA	2021	HS58050	POISON CONTROL CENTER FUNDING	-	990,000
HSA	2021	HS50920	RENAL TRANSPLANT DRUGS	-	183,000
HSA	2021	HS52012	STUDENT LOAN REPAYMENT	-	-
HSA	2020	HS42050	VULNERABLE CAREGIVER WORKSHOPS	84,000	-
TOTAL AGENCY				\$ 84,000	\$ 92,851,700
GOVERNOR'S OFFICE ON TRIBAL RELATIONS					
IAA	2020	IA10000	ADMIN ADJUSTMENT OPERATING LUMP SUM APPROPRIATION	-	-
IAA	2021	IA10000	OPERATING LUMP SUM APPROPRIATION	-	62,900
TOTAL AGENCY				\$ -	\$ 62,900
DEPARTMENT OF VETERANS' SERVICES					
VSA	2020	VS30000	ADMIN ADJUSTMENT ARIZONA STATE VETERANS CEMETERIES	-	-
VSA	2020	VS80800	ADMIN ADJUSTMENT AZ VETERAN'S SUICIDE PREVENTION	-	-
VSA	2020	VS21000	ADMIN ADJUSTMENT OPERATING LUMP SUM APPROPRIATION	-	-
VSA	2021	VS30000	ARIZONA STATE VETERANS CEMETERIES	-	931,300
VSA	2021	VS80800	AZ VETERAN'S SUICIDE PREVENTION	-	1,225,500
VSA	2021	VS80900	AZ VETERAN'S TRAUMA TREATMENT SERVICES	-	450,000
VSA	2008	VS21403	MILITARY FAMILY RELIEF FUND	15,291	-
VSA	2021	VS21000	OPERATING LUMP SUM APPROPRIATION	-	2,343,700
VSA	2021	VS21200	VETERANS BENEFIT COUNSELING	-	2,842,400
TOTAL AGENCY				\$ 15,291	\$ 7,792,900
TOTAL HEALTH AND WELFARE				\$ 3,637,737	\$ 3,236,930,700
INSPECTION AND REGULATION					
DEPARTMENT OF AGRICULTURE					
AHA	2020	AH10009	ADMIN ADJUSTMENT AG CONSULTING AND TRAINING PARI-MUTUEL	-	-
AHA	2020	AH10015	ADMIN ADJUSTMENT INDUSTRIAL HEMP GENERAL FUND APPROPRIATION PLANT	-	-
AHA	2020	AH10000	ADMIN ADJUSTMENT OPERATING LUMP SUM APPROPRIATION	-	-
AHA	2021	AH10009	AG CONSULTING AND TRAINING PARI-MUTUEL	-	128,500
AHA	2021	AH10006	AGRICULTURAL EMPLOYMENT RELATIONS BOARD	-	23,300
AHA	2021	AH10003	ANIMAL DAMAGE CONTROL	-	65,000
AHA	2021	AH10000	OPERATING LUMP SUM APPROPRIATION	-	9,945,100
AHA	2021	AH10005	RED IMPORTED FIRE ANT	-	23,200
TOTAL AGENCY				\$ -	\$ 10,185,100
ARIZONA COMMERCE AUTHORITY					
CAA	2021	CA10200	MEXICO TRADE OFFICES	-	500,000
CAA	2021	CA10210	TRADE OFFICE-ISRAEL	-	175,000
TOTAL AGENCY				\$ -	\$ 675,000
CORPORATION COMMISSION					
CCA	2021	CC10000	OPERATING LUMP SUM APPROPRIATION	-	620,800
TOTAL AGENCY				\$ -	\$ 620,800
DEPARTMENT OF GAMING					
GMA	2020	GM12391	COUNTY FAIR LIVESTOCK AND AGRICULTURAL	-	2,509,500
TOTAL AGENCY				\$ -	\$ 2,509,500

See accompanying notes to financial statements.

SUPPLEMENTAL APPROPRIATIONS, MID-YEAR REVERSIONS AND ADJUSTMENTS	NET APPROPRIATIONS	EXPENDITURES	LAPSED APPROPRIATION AUTHORITY	JUNE 30, 2021 CONTINUING APPROPRIATION AUTHORITY
-	2,093,400	1,972,608	120,792	-
-	198,000	132,735	65,265	-
-	990,000	656,828	333,173	-
-	183,000	137,250	45,750	-
500,000	500,000	403,390	96,610	-
-	84,000	83,000	-	1,000
<u>\$ 8,961,677</u>	<u>\$ 101,897,377</u>	<u>\$ 99,195,996</u>	<u>\$ 2,700,380</u>	<u>\$ 1,000</u>
\$ 1,074	\$ 1,074	\$ 1,074	\$ -	\$ -
1,800	64,700	60,376	4,324	-
<u>\$ 2,874</u>	<u>\$ 65,774</u>	<u>\$ 61,450</u>	<u>\$ 4,324</u>	<u>\$ -</u>
\$ 7,219	\$ 7,219	\$ 7,219	\$ -	\$ -
1,149,786	1,149,786	1,149,786	-	-
10,111	10,111	10,111	-	-
31,600	962,900	955,850	7,050	-
2,900	1,228,400	931,432	296,968	-
-	450,000	-	450,000	-
-	15,291	15,291	-	-
64,200	2,407,900	2,399,493	8,407	-
91,900	2,934,300	2,816,853	117,447	-
<u>\$ 1,357,716</u>	<u>\$ 9,165,907</u>	<u>\$ 8,286,035</u>	<u>\$ 879,872</u>	<u>\$ -</u>
<u>\$ 152,517,658</u>	<u>\$ 3,393,086,095</u>	<u>\$ 2,959,512,214</u>	<u>\$ 427,569,917</u>	<u>\$ 6,003,964</u>
\$ 87	\$ 87	\$ 87	\$ -	\$ -
848	848	848	-	-
39,358	39,358	39,358	-	-
-	128,500	127,198	1,302	-
-	23,300	23,300	-	-
-	65,000	64,936	64	-
307,100	10,252,200	10,186,340	65,860	-
-	23,200	23,200	-	-
<u>\$ 347,392</u>	<u>\$ 10,532,492</u>	<u>\$ 10,465,267</u>	<u>\$ 67,225</u>	<u>\$ -</u>
\$ -	\$ 500,000	\$ 500,000	\$ -	\$ -
-	175,000	175,000	-	-
<u>\$ -</u>	<u>\$ 675,000</u>	<u>\$ 675,000</u>	<u>\$ -</u>	<u>\$ -</u>
\$ 26,300	\$ 647,100	\$ 647,091	\$ 9	\$ -
<u>\$ 26,300</u>	<u>\$ 647,100</u>	<u>\$ 647,091</u>	<u>\$ 9</u>	<u>\$ -</u>
\$ -	\$ 2,509,500	\$ 2,509,500	\$ -	\$ -
<u>\$ -</u>	<u>\$ 2,509,500</u>	<u>\$ 2,509,500</u>	<u>\$ -</u>	<u>\$ -</u>

See accompanying notes to financial statements.

**STATE OF ARIZONA
GENERAL FUND
STATEMENT OF EXPENDITURES - APPROPRIATION TO ACTUAL
BUDGETARY (LEGAL) BASIS
FOR THE YEAR ENDED JUNE 30, 2021**

AGY	BFY	APCAT	APPROPRIATION NAME	JULY 1, 2020 CONTINUING APPROPRIATION AUTHORITY	GENERAL APPROPRIATIONS
DEPARTMENT OF INSURANCE AND FINANCIAL INSTITUTIONS					
BDA	2020	BD10000	ADMIN ADJUSTMENT OPERATING LUMP SUM APPROPRIATION	\$ -	\$ -
IDA	2020	ID10000	ADMIN ADJUSTMENT OPERATING LUMP SUM APPROPRIATION	-	-
IDA	2021	ID10010	MENTAL HEALTH PARITY	-	-
IDA	2021	ID10000	OPERATING LUMP SUM APPROPRIATION	-	7,644,100
TOTAL AGENCY				\$ -	\$ 7,644,100
STATE MINE INSPECTOR					
MIA	2021	MI89999	ABANDONED MINES SAFETY FUND DEPOSIT	\$ -	\$ 194,700
MIA	2020	MI89999	ADMIN ADJUSTMENT ABANDONED MINES SAFETY FUND DEPOSIT	-	-
MIA	2020	MI10000	ADMIN ADJUSTMENT OPERATING LUMP SUM APPROPRIATION	-	-
MIA	2021	MI10000	OPERATING LUMP SUM APPROPRIATION	-	1,074,600
TOTAL AGENCY				\$ -	\$ 1,269,300
REAL ESTATE DEPARTMENT					
REA	2021	RE10000	OPERATING LUMP SUM APPROPRIATION	\$ -	\$ 2,909,500
TOTAL AGENCY				\$ -	\$ 2,909,500
TOTAL INSPECTION AND REGULATION				\$ -	\$ 25,813,300
EDUCATION					
ARIZONA STATE UNIVERSITY					
ASA	2021	AS10700	ARIZONA FINANCIAL AID TRUST	\$ -	\$ 5,985,800
ASA	2021	AS10500	BIOMEDICAL INFORMATICS	-	3,707,200
ASA	2021	AS18000	DOWNTOWN PHOENIX CAMPUS	-	50,421,700
ASA	2021	AS10000	OPERATING LUMP SUM APPROPRIATION - MAIN	-	234,271,000
ASA	2020	AS40000	RESEARCH INFRASTRUCTURE LEASE-PURCH PYMT	35	-
ASA	2021	AS40000	RESEARCH INFRASTRUCTURE LEASE-PURCH PYMT	-	-
ASA	2021	AS12001	RESEARCH INFRASTRUCTURE LPP-POLYTECHNIC	-	-
ASA	2021	AS10600	SCHOOL OF CIVIC AND ECONOMIC THOUGHT AND LEADERSHIP	-	3,008,900
TOTAL AGENCY				\$ 35	\$ 297,394,600
BOARD OF REGENTS					
BRA	2021	BR41000	ADAPTIVE ATHLETICS	\$ -	\$ 160,000
BRA	2020	BR20000	ADMIN ADJUSTMENT OPERATING LUMP SUM APPROPRIATION	-	-
BRA	2021	BR43000	ARIZONA TEACHER ACADEMY	-	15,000,000
BRA	2021	BR70000	ARIZONA TEACHERS INCENTIVE PROGRAM	-	90,000
BRA	2021	BR60000	AZ TRANSFER ARTICULATION SUPPORT SYSTEM	-	213,700
BRA	2021	BR20000	OPERATING LUMP SUM APPROPRIATION	-	2,403,000
BRA	2021	BR42000	WASHINGTON, D.C. INTERNSHIPS	-	300,000
BRA	2021	BR11000	WESTERN INTERSTATE COMMISSION OFFICE	-	153,000
BRA	2021	BR12000	WICHE STUDENT SUBSIDIES	-	4,078,000
TOTAL AGENCY				\$ -	\$ 22,397,700
STATE BOARD FOR CHARTER SCHOOLS					
CSA	2021	CS11000	CHARTER SCHOOL ACCOUNTABILITY	\$ -	\$ -
CSA	2021	CS10000	OPERATING LUMP SUM APPROPRIATION	-	1,714,500
TOTAL AGENCY				\$ -	\$ 1,714,500
BOARD OF EDUCATION					

See accompanying notes to financial statements.

SUPPLEMENTAL APPROPRIATIONS, MID-YEAR REVERSIONS AND ADJUSTMENTS	NET APPROPRIATIONS	EXPENDITURES	LAPSED APPROPRIATION AUTHORITY	JUNE 30, 2021 CONTINUING APPROPRIATION AUTHORITY
\$ 303	\$ 303	\$ 303	\$ -	\$ -
205,547	205,547	205,547	-	-
250,000	250,000	72,150	-	177,850
196,600	7,840,700	7,815,941	24,759	-
<u>\$ 652,450</u>	<u>\$ 8,296,550</u>	<u>\$ 8,093,941</u>	<u>\$ 24,759</u>	<u>\$ 177,850</u>
\$ -	\$ 194,700	\$ 185,863	\$ 8,837	\$ -
4,648	4,648	4,648	-	-
30,091	30,091	30,091	-	-
32,600	1,107,200	934,881	172,319	-
<u>\$ 67,339</u>	<u>\$ 1,336,639</u>	<u>\$ 1,155,483</u>	<u>\$ 181,156</u>	<u>\$ -</u>
\$ 88,100	\$ 2,997,600	\$ 2,345,633	\$ 651,967	\$ -
<u>\$ 88,100</u>	<u>\$ 2,997,600</u>	<u>\$ 2,345,633</u>	<u>\$ 651,967</u>	<u>\$ -</u>
<u>\$ 1,181,582</u>	<u>\$ 26,994,882</u>	<u>\$ 25,891,916</u>	<u>\$ 925,117</u>	<u>\$ 177,850</u>
\$ -	\$ 5,985,800	\$ 5,985,800	\$ -	\$ -
10,400	3,717,600	3,717,600	-	-
263,900	50,685,600	50,685,600	-	-
1,192,800	235,463,800	235,463,800	-	-
-	35	-	35	-
12,541,700	12,541,700	12,541,680	-	20
917,000	917,000	917,000	-	-
15,800	3,024,700	3,024,700	-	-
<u>\$ 14,941,600</u>	<u>\$ 312,336,235</u>	<u>\$ 312,336,180</u>	<u>\$ 35</u>	<u>\$ 20</u>
\$ -	\$ 160,000	\$ 160,000	\$ -	\$ -
60	60	60	-	-
-	15,000,000	14,485,231	514,769	-
-	90,000	90,000	-	-
-	213,700	213,700	-	-
82,300	2,485,300	2,485,300	-	-
-	300,000	300,000	-	-
6,000	159,000	159,000	-	-
(6,000)	4,072,000	4,072,000	-	-
<u>\$ 82,360</u>	<u>\$ 22,480,060</u>	<u>\$ 21,965,291</u>	<u>\$ 514,769</u>	<u>\$ -</u>
\$ 392,800	\$ 392,800	\$ 104,414	\$ 288,386	\$ -
44,800	1,759,300	1,626,953	132,347	-
<u>\$ 437,600</u>	<u>\$ 2,152,100</u>	<u>\$ 1,731,367</u>	<u>\$ 420,733</u>	<u>\$ -</u>

See accompanying notes to financial statements.

**STATE OF ARIZONA
GENERAL FUND
STATEMENT OF EXPENDITURES - APPROPRIATION TO ACTUAL
BUDGETARY (LEGAL) BASIS
FOR THE YEAR ENDED JUNE 30, 2021**

AGY	BFY	APCAT	APPROPRIATION NAME	JULY 1, 2020	
				CONTINUING APPROPRIATION AUTHORITY	GENERAL APPROPRIATIONS
EBA	2020	EB10000	ADMIN ADJUSTMENT OPERATING LUMP SUM	\$ -	\$ -
EBA	2021	EB22000	EMPOWERMENT SCHOLARSHIP ACCOUNT APPEALS-ADMIN SUPPORT	-	-
EBA	2021	EB21000	EMPOWERMENT SCHOLARSHIP ACCOUNT APPEALS-LEGAL SERVICES	-	-
EBA	2021	EB10000	OPERATING LUMP SUM	-	1,158,900
TOTAL AGENCY				\$ -	\$ 1,158,900

DEPARTMENT OF EDUCATION

EDA	2019	ED16850	ACCNTABILITY-SCH SAFETY PROP301	\$ 2,203,666	\$ -
EDA	2020	ED16850	ACCNTABILITY-SCH SAFETY PROP301	7,800,000	-
EDA	2021	ED13950	ACHIEVEMENT TESTING	-	9,422,500
EDA	2017	ED13900	ACHIEVEMENT TESTING - PROP 301	24,700	-
EDA	2019	ED13900	ACHIEVEMENT TESTING - PROP 301	2,178,575	-
EDA	2020	ED13900	ACHIEVEMENT TESTING - PROP 301	7,000,000	-
EDA	2021	ED16140	ADDITIONAL FUNDING	-	-
EDA	2021	ED16200	ADDITIONAL STATE AID TO SCHOOLS	-	444,211,400
EDA	2020	ED16100	ADMIN ADJUSTMENT BASIC STATE AID ENTITLEMENT	-	-
EDA	2020	ED11100	ADMIN ADJUSTMENT OPERATING LUMP SUM APPROPRIATION - ADMIN	-	-
EDA	2020	ED16350	ADMIN ADJUSTMENT OTHER STATE AID TO DISTRICTS	-	-
EDA	2021	ED12350	ADULT EDUCATION	-	4,502,100
EDA	2021	ED12390	ALTERNATIVE TEACHER DEVELOPMENT PROGRAM	-	500,000
EDA	2021	ED12405	ARIZONA INDUSTRY CREDENTIALS INCENTIVE FUND-APPROP LOAD	-	-
EDA	2021	ED12248	ARIZONA STRUCTURED ENGLISH IMMERSION	-	4,960,400
EDA	2021	ED16120	BASIC STATE AID DEFERRED PAYMENT	-	-
EDA	2021	ED16100	BASIC STATE AID ENTITLEMENT	-	3,650,566,700
EDA	2021	ED16110	BASIC STATE AID TEACHER SALARY INCREASES	-	-
EDA	2019	ED16854	CHARACTER EDUCATION - PROP 301	50,044	-
EDA	2020	ED16854	CHARACTER EDUCATION - PROP 301	200,000	-
EDA	2021	ED13680	COLLEGE CREDIT BY EXAMINATION INCENTIVE PROGRAM	-	5,000,000
EDA	2021	ED14550	COMPUTER SCIENCE PILOT PROGRAM	-	1,000,000
EDA	2020	ED13540	CTED COMPLETION GRANTS	1,000,000	-
EDA	2021	ED13540	CTED COMPLETION GRANTS	-	1,000,000
EDA	2021	ED12380	CTED SOFT CAPITAL AND EQUIPMENT	-	1,000,000
EDA	2021	ED13620	EARLY LITERACY	-	12,000,000
EDA	2021	ED16440	ED LEARNING AND ACCOUNTABILITY SYSTEM	-	5,300,200
EDA	2021	ED12420	EMPOWERMENT SCHOLARSHIP ACCOUNT ADMINISTRATION	-	1,283,400
EDA	2021	ED12428	EMPOWERMENT SCHOLARSHIP ACCOUNT TRAININGS AND OUTREACH	-	-
EDA	2021	ED12144	ENGLISH LEARNER ADMINISTRATION	-	6,509,600
EDA	2021	ED13180	GEOGRAPHIC LITERACY	-	100,000
EDA	2018	ED13500	HIGH QUALITY TEACHER PROFESSIONAL DEVELOPMENT PILOT PROGRAM	173,000	-
EDA	2020	ED13500	HIGH QUALITY TEACHER PROFESSIONAL DEVELOPMENT PILOT PROGRAM	400,000	-
EDA	2021	ED13500	HIGH QUALITY TEACHER PROFESSIONAL DEVELOPMENT PILOT PROGRAM	-	-
EDA	2021	ED13240	JOBS FOR ARIZONA GRADUATES PROGRAM	-	100,000
EDA	2021	ED11100	OPERATING LUMP SUM APPROPRIATION - ADMIN	-	8,895,400
EDA	2021	ED16350	OTHER STATE AID TO DISTRICTS	-	983,900
EDA	2021	ED16170	RESULTS BASED FUNDING	-	68,600,000
EDA	2019	ED13480	SCHOOL SAFETY PROGRAM	-	-
EDA	2020	ED13480	SCHOOL SAFETY PROGRAM	14,825,659	-
EDA	2021	ED13480	SCHOOL SAFETY PROGRAM	-	24,147,000
EDA	2021	ED16550	SPECIAL EDUCATION FUND	-	36,029,200
EDA	2021	ED14400	STATE BLOCK GRT FOR VOCATIONAL EDUCATION	-	11,576,300
EDA	2021	AA99999	SWEEPS	-	-
EDA	2021	ED14425	TEACHER CERTIFICATION	-	178,100
EDA	2020	ED14750	UNIFICATION ASSISTANCE	50,000	-

See accompanying notes to financial statements.

SUPPLEMENTAL APPROPRIATIONS, MID-YEAR					JUNE 30, 2021
REVERSIONS AND ADJUSTMENTS	NET APPROPRIATIONS	EXPENDITURES	LAPSED APPROPRIATION AUTHORITY	CONTINUING APPROPRIATION AUTHORITY	
\$ 38,078	\$ 38,078	\$ 38,078	\$ -	\$ -	
100,000	100,000	73,648	-	26,352	
50,000	50,000	50,000	-	-	
25,400	1,184,300	1,141,811	42,490	-	
<u>\$ 213,478</u>	<u>\$ 1,372,378</u>	<u>\$ 1,303,537</u>	<u>\$ 42,490</u>	<u>\$ 26,352</u>	
\$ -	\$ 2,203,666	\$ -	\$ 2,203,666	\$ -	
-	7,800,000	-	7,800,000	-	
5,600	9,428,100	9,428,100	-	-	
-	24,700	-	24,700	-	
-	2,178,575	-	2,178,575	-	
-	7,000,000	-	7,000,000	-	
75,000,000	75,000,000	75,000,000	-	-	
-	444,211,400	333,676,495	110,534,905	-	
1,125,730	1,125,730	1,125,730	-	-	
88,262	88,262	88,262	-	-	
124,808	124,808	124,808	-	-	
7,400	4,509,500	4,509,500	-	-	
-	500,000	500,000	-	-	
5,000,000	5,000,000	5,000,000	-	-	
-	4,960,400	4,960,400	-	-	
930,727,700	930,727,700	930,727,700	-	-	
(333,930)	3,650,232,770	3,320,283,286	329,949,484	-	
289,200,000	289,200,000	289,200,000	-	-	
-	50,044	-	50,044	-	
-	200,000	-	200,000	-	
-	5,000,000	5,000,000	-	-	
-	1,000,000	1,000,000	-	-	
-	1,000,000	1,000,000	-	-	
-	1,000,000	-	1,000,000	-	
-	1,000,000	1,000,000	-	-	
-	12,000,000	12,000,000	-	-	
51,700	5,351,900	5,305,312	46,588	-	
-	1,283,400	1,283,400	-	-	
150,000	150,000	124,062	-	25,938	
32,000	6,541,600	6,541,600	-	-	
-	100,000	100,000	-	-	
-	173,000	78,759	-	94,241	
-	400,000	-	-	400,000	
400,000	400,000	-	-	400,000	
-	100,000	100,000	-	-	
341,300	9,236,700	9,236,700	-	-	
-	983,900	-	983,900	-	
333,930	68,933,930	68,600,000	333,930	-	
-	-	(1)	-	1	
-	14,825,659	14,825,659	-	-	
3,900	24,150,900	11,299,004	-	12,851,896	
-	36,029,200	36,029,200	-	-	
-	11,576,300	11,576,300	-	-	
18,908,803	18,908,803	18,908,803	-	-	
6,100	184,200	184,200	-	-	
-	50,000	-	-	50,000	

See accompanying notes to financial statements.

**STATE OF ARIZONA
GENERAL FUND
STATEMENT OF EXPENDITURES - APPROPRIATION TO ACTUAL
BUDGETARY (LEGAL) BASIS
FOR THE YEAR ENDED JUNE 30, 2021**

AGY	BFY	APCAT	APPROPRIATION NAME	JULY 1, 2020 CONTINUING APPROPRIATION AUTHORITY		GENERAL APPROPRIATIONS
TOTAL AGENCY				\$	35,905,644	\$ 4,297,866,200
ARIZONA HISTORICAL SOCIETY						
HIA	2021	HI60000	FIELD SERVICES AND GRANTS	\$	-	\$ 65,900
HIA	2021	HI10001	OPERATING LUMP SUM APPROPRIATION		-	2,501,300
HIA	2021	HI50000	PAPAGO PARK MUSEUM		-	540,500
TOTAL AGENCY				\$	-	\$ 3,107,700
NORTHERN ARIZONA UNIVERSITY						
NAA	2021	NA22000	ARIZONA FINANCIAL AID TRUST	\$	-	\$ 1,326,000
NAA	2021	NA24200	BIOMEDICAL RESEARCH FUNDING		-	3,000,000
NAA	2021	NA10900	ECONOMIC POLICY INSTITUTE		-	500,000
NAA	2021	NA30000	NAU - YUMA		-	3,071,400
NAA	2021	NA10000	OPERATING LUMP SUM APPROPRIATION		-	89,900,900
NAA	2021	NA24000	RESEARCH INFRASTRUCTURE LEASE-PURCH PYMT		-	-
NAA	2021	NA23100	TEACHER TRAINING		-	2,291,800
TOTAL AGENCY				\$	-	\$ 100,090,100
COMMISSION FOR POSTSECONDARY EDUCATION						
PEA	2020	PE10000	ADMIN ADJUSTMENT OPERATING LUMP SUM APPROPRIATION	\$	-	\$ -
PEA	2021	PE94000	ARIZONA TEACHER STUDENT LOAN PROGRAM		-	426,000
PEA	2021	PE93000	LEVERAGING EDUCATIONAL ASSISTANCE PRSHP		-	1,220,800
PEA	2021	PE10000	OPERATING LUMP SUM APPROPRIATION		-	34,100
TOTAL AGENCY				\$	-	\$ 1,680,900
PRESCOTT HISTORICAL SOCIETY OF ARIZONA						
PHA	2020	PH10000	ADMIN ADJUSTMENT OPERATING LUMP SUM APPROPRIATION	\$	-	\$ -
PHA	2021	PH10000	OPERATING LUMP SUM APPROPRIATION		-	837,200
TOTAL AGENCY				\$	-	\$ 837,200
ARIZONA STATE SCHOOLS FOR THE DEAF AND THE BLIND						
SDA	2020	SD30500	ADMIN ADJUSTMENT ADMIN-STATEWIDE	\$	-	\$ -
SDA	2020	SD20000	ADMIN ADJUSTMENT PHOENIX DAY SCHOOL FOR THE DEAF		-	-
SDA	2020	SD40000	ADMIN ADJUSTMENT PRESCHOOL-OUTREACH PROGRAMS		-	-
SDA	2020	SD10000	ADMIN ADJUSTMENT TUCSON CAMPUS		-	-
SDA	2021	SD30500	ADMIN-STATEWIDE		-	6,165,600
SDA	2021	SD20000	PHOENIX DAY SCHOOL FOR THE DEAF		-	5,587,547
SDA	2021	SD40000	PRESCHOOL-OUTREACH PROGRAMS		-	2,316,322
SDA	2021	SD20500	SCHOOL BUS/AGENCY VEHICLE REPLACEMENT		-	369,000
SDA	2021	SD10000	TUCSON CAMPUS		-	8,775,931
TOTAL AGENCY				\$	-	\$ 23,214,400
SCHOOL FACILITIES BOARD						
SFA	2020	SF10000	ADMIN ADJUSTMENT OPERATING LUMP SUM APPROPRIATION	\$	-	\$ -
SFA	2021	SF10006	BUILDING RENEWAL GRANT		-	107,500,000
SFA	2021	SF10001	NEW SCHOOL CONSTRUCTION		-	12,980,900
SFA	2021	SF20000	NEW SCHOOL FACILITIES DEBT SERVICE		-	67,177,800
SFA	2021	SF10000	OPERATING LUMP SUM APPROPRIATION		-	1,718,500
TOTAL AGENCY				\$	-	\$ 189,377,200
UNIVERSITY OF ARIZONA						
UAA	2021	UA50000	AGRICULTURE	\$	-	\$ 31,509,469

See accompanying notes to financial statements.

SUPPLEMENTAL APPROPRIATIONS, MID-YEAR REVERSIONS AND ADJUSTMENTS	NET APPROPRIATIONS	EXPENDITURES	LAPSED APPROPRIATION AUTHORITY	JUNE 30, 2021 CONTINUING APPROPRIATION AUTHORITY
\$ 1,321,173,303	\$ 5,654,945,146	\$ 5,178,817,278	\$ 462,305,792	\$ 13,822,076
\$ 1,200	\$ 67,100	\$ 67,100	\$ -	\$ -
70,300	2,571,600	2,571,600	-	-
16,400	556,900	556,900	-	-
\$ 87,900	\$ 3,195,600	\$ 3,195,600	\$ -	\$ -
\$ -	\$ 1,326,000	\$ 1,326,000	\$ -	\$ -
-	3,000,000	3,000,000	-	-
300	500,300	500,300	-	-
5,200	3,076,600	3,076,600	-	-
135,400	90,036,300	90,036,300	-	-
4,879,500	4,879,500	4,879,500	-	-
1,200	2,293,000	2,293,000	-	-
\$ 5,021,600	\$ 105,111,700	\$ 105,111,700	\$ -	\$ -
\$ 633	\$ 633	\$ 633	\$ -	\$ -
-	426,000	426,000	-	-
-	1,220,800	1,220,800	-	-
-	34,100	16,247	17,853	-
\$ 633	\$ 1,681,533	\$ 1,663,680	\$ 17,853	\$ -
\$ 29,056	\$ 29,056	\$ 29,056	\$ -	\$ -
30,500	867,700	852,427	15,273	-
\$ 59,556	\$ 896,756	\$ 881,484	\$ 15,273	\$ -
\$ 27,683	\$ 27,683	\$ 27,683	\$ -	\$ -
65,655	65,655	65,655	-	-
541	541	541	-	-
42,310	42,310	42,310	-	-
2,057,476	8,223,076	7,925,824	297,253	-
(1,371,614)	4,215,933	4,164,463	51,470	-
1,164,993	3,481,315	3,462,915	18,400	-
(8,855)	360,145	329,590	30,554	-
(1,190,900)	7,585,031	7,412,925	172,106	-
\$ 787,289	\$ 24,001,689	\$ 23,431,907	\$ 569,782	\$ -
\$ 11,500	\$ 11,500	\$ 11,500	\$ -	\$ -
-	107,500,000	107,500,000	-	-
-	12,980,900	12,980,900	-	-
-	67,177,800	67,177,800	-	-
52,600	1,771,100	1,528,889	242,211	-
\$ 64,100	\$ 189,441,300	\$ 189,199,089	\$ 242,211	\$ -
\$ 204,900	\$ 31,714,369	\$ 31,714,369	\$ -	\$ -

See accompanying notes to financial statements.

**STATE OF ARIZONA
GENERAL FUND
STATEMENT OF EXPENDITURES - APPROPRIATION TO ACTUAL
BUDGETARY (LEGAL) BASIS
FOR THE YEAR ENDED JUNE 30, 2021**

AGY	BFY	APCAT	APPROPRIATION NAME	JULY 1, 2020	
				CONTINUING APPROPRIATION AUTHORITY	GENERAL APPROPRIATIONS
UAA	2021	UA55000	ARIZONA COOPERATIVE EXTENSION	-	13,540,231
UAA	2021	UA97000	ARIZONA FINANCIAL AID TRUST	-	2,729,400
UAA	2021	UA59500	ARIZONA GEOLOGICAL SURVEY	-	948,500
UAA	2021	UA88000	CLINICAL RURAL ROTATION	-	353,600
UAA	2021	UA82000	CLINICAL TEACHING SUPPORT	-	8,587,000
UAA	2021	UA58000	FREEDOM CENTER	-	2,526,500
UAA	2021	UA31000	LIVER RESEARCH INSTITUTE	-	440,400
UAA	2021	UA98000	MINING MINERAL AND NATURAL RESOURCES EDUCATIONAL MUSEUM	-	428,800
UAA	2021	UA80000	OPERATING LUMP SUM APPROPRIATION - HSC	-	35,525,400
UAA	2021	UA40000	OPERATING LUMP SUM APPROPRIATION - MAIN	-	125,426,100
UAA	2021	UA89000	PHOENIX MEDICAL CAMPUS	-	30,321,300
UAA	2021	UA49000	RESEARCH INFRASTRUCTURE FACILITIES	-	-
UAA	2021	UA70000	SIERRA VISTA CAMPUS	-	4,237,000
UAA	2021	UA85000	TELEMEDICINE NETWORK	-	1,670,000
TOTAL AGENCY				\$ -	\$ 258,243,700
TOTAL EDUCATION				\$ 35,905,679	\$ 5,197,083,100
PROTECTION AND SAFETY					
DEPARTMENT OF CORRECTIONS					
DCA	2020	DC70000	ADMIN ADJUSTMENT OPERATING LUMP SUM APPROPRIATION	\$ -	\$ -
DCA	2020	DC71002	ADMIN ADJUSTMENT PRIVATE PRISON PER DIEM	-	-
DCA	2021	DC71200	COMMUNITY CORRECTIONS	-	18,041,800
DCA	2021	DC71012	INMATE HEALTH CARE CONTRACTED SERVICES	-	183,211,700
DCA	2021	DC70000	OPERATING LUMP SUM APPROPRIATION	-	823,738,500
DCA	2021	DC71003	PRIVATE PRISON COP	-	17,468,300
DCA	2021	DC71002	PRIVATE PRISON PER DIEM	-	124,651,000
DCA	2021	RELIEF	RELIEF	-	-
TOTAL AGENCY				\$ -	\$ 1,167,111,300
DEPARTMENT OF JUVENILE CORRECTIONS					
DJA	2020	DJ10000	ADMIN ADJUSTMENT OPERATING LUMP SUM APPROPRIATION	\$ -	\$ -
DJA	2021	DJ10000	OPERATING LUMP SUM APPROPRIATION	-	28,475,600
TOTAL AGENCY				\$ -	\$ 28,475,600
DEPARTMENT OF EMERGENCY AND MILITARY AFFAIRS					
MAA	2021	MA10003	ADEM MATCHING FUND	\$ -	\$ 1,543,300
MAA	2020	MA10000	ADMIN ADJUSTMENT ADMINISTRATION	-	-
MAA	2020	MA10001	ADMIN ADJUSTMENT EMERGENCY MANAGEMENT	-	-
MAA	2020	MA10004	ADMIN ADJUSTMENT MILITARY AFFAIRS	-	-
MAA	2020	MA10018	ADMIN ADJUSTMENT NATIONAL GUARD TUITION REIMBURSEMENT	-	-
MAA	2021	MA10000	ADMINISTRATION	-	1,797,600
MAA	2021	MA10020	BORDER SECURITY FUND DEPOSIT	-	-
MAA	2021	MA11000	DISASTER DECLARATION	-	-
MAA	2021	MA10001	EMERGENCY MANAGEMENT	-	730,900
MAA	2008	MA80100	HAZARD MATERIAL CONTINGENCY	1,897	-
MAA	2021	MA10004	MILITARY AFFAIRS	-	1,339,800
MAA	2018	MA10015	MILITARY AFFAIRS COMMISSION	1,474	-
MAA	2020	MA10015	MILITARY AFFAIRS COMMISSION	79	-
MAA	2021	MA10015	MILITARY AFFAIRS COMMISSION	-	-
MAA	2019	MA10005	NATIONAL GUARD MATCHING FUNDS	38,974	-

See accompanying notes to financial statements.

SUPPLEMENTAL APPROPRIATIONS, MID-YEAR REVERSIONS AND ADJUSTMENTS	NET APPROPRIATIONS	EXPENDITURES	LAPSED APPROPRIATION AUTHORITY	JUNE 30, 2021 CONTINUING APPROPRIATION AUTHORITY
113,200	13,653,431	13,653,431	-	-
-	2,729,400	2,729,400	-	-
-	948,500	948,500	-	-
-	353,600	353,600	-	-
-	8,587,000	8,587,000	-	-
30,300	2,556,800	2,556,800	-	-
-	440,400	440,400	-	-
-	428,800	428,800	-	-
-	35,525,400	35,525,400	-	-
805,700	126,231,800	126,231,800	-	-
-	30,321,300	30,321,300	-	-
14,251,500	14,251,500	14,251,500	-	-
17,400	4,254,400	4,254,400	-	-
-	1,670,000	1,670,000	-	-
<u>\$ 15,423,000</u>	<u>\$ 273,666,700</u>	<u>\$ 273,666,700</u>	<u>\$ -</u>	<u>\$ -</u>
<u>\$ 1,358,292,419</u>	<u>\$ 6,591,281,198</u>	<u>\$ 6,113,303,813</u>	<u>\$ 464,128,937</u>	<u>\$ 13,848,448</u>

\$ 13,018,807	\$ 13,018,807	\$ 13,018,807	\$ -	\$ -
7,208,453	7,208,453	7,208,453	-	-
675,600	18,717,400	18,418,665	298,735	-
(4,000,000)	179,211,700	172,157,861	7,053,839	-
43,609,300	867,347,800	846,988,488	20,359,312	-
-	17,468,300	17,468,300	-	-
(2,000,000)	122,651,000	107,365,820	15,285,180	-
2,330	2,330	850	1,480	-
<u>\$ 58,514,490</u>	<u>\$ 1,225,625,790</u>	<u>\$ 1,182,627,245</u>	<u>\$ 42,998,545</u>	<u>\$ -</u>

\$ 225,888	\$ 225,888	\$ 225,888	\$ -	\$ -
2,140,600	30,616,200	30,376,326	239,874	-
<u>\$ 2,366,488</u>	<u>\$ 30,842,088</u>	<u>\$ 30,602,214</u>	<u>\$ 239,874</u>	<u>\$ -</u>

\$ 47,000	\$ 1,590,300	\$ 1,585,932	\$ 4,368	\$ -
9,227	9,227	9,227	-	-
21	21	21	-	-
20,020	20,020	20,020	-	-
38,971	38,971	38,971	-	-
60,500	1,858,100	1,831,674	26,427	-
55,000,000	55,000,000	-	55,000,000	-
4,000,000	4,000,000	4,000,000	-	-
23,300	754,200	754,189	11	-
-	1,897	-	-	1,897
27,800	1,367,600	1,363,240	4,360	-
-	1,474	-	1,474	-
-	79	-	-	79
90,000	90,000	89,953	-	47
-	38,974	26,904	11,017	1,053

See accompanying notes to financial statements.

**STATE OF ARIZONA
GENERAL FUND
STATEMENT OF EXPENDITURES - APPROPRIATION TO ACTUAL
BUDGETARY (LEGAL) BASIS
FOR THE YEAR ENDED JUNE 30, 2021**

AGY	BFY	APCAT	APPROPRIATION NAME	JULY 1, 2020 CONTINUING APPROPRIATION AUTHORITY	GENERAL APPROPRIATIONS
MAA	2020	MA10005	NATIONAL GUARD MATCHING FUNDS	1,353,594	-
MAA	2021	MA10005	NATIONAL GUARD MATCHING FUNDS	-	1,700,000
MAA	2021	MA10018	NATIONAL GUARD TUITION REIMBURSEMENT	-	1,000,000
TOTAL AGENCY				\$ 1,396,018	\$ 8,111,600
BOARD OF EXECUTIVE CLEMENCY					
PPA	2020	PP10000	ADMIN ADJUSTMENT OPERATING LUMP SUM APPROPRIATION	\$ -	\$ -
PPA	2021	PP10000	OPERATING LUMP SUM APPROPRIATION	-	1,150,000
TOTAL AGENCY				\$ -	\$ 1,150,000
DEPARTMENT OF PUBLIC SAFETY					
PSA	2021	PS64500	ACTIC	\$ -	\$ 750,000
PSA	2020	PS64500	ADMIN ADJUSTMENT ACTIC	-	-
PSA	2020	PS64800	ADMIN ADJUSTMENT BORDER STRIKE TASK FORCE LOCAL SUPPORT	-	-
PSA	2020	PS64600	ADMIN ADJUSTMENT BORDER STRIKE TASK FORCE ONGOING	-	-
PSA	2020	PS63000	ADMIN ADJUSTMENT GIITEM	-	-
PSA	2020	PS63100	ADMIN ADJUSTMENT GIITEM PERSONNEL	-	-
PSA	2021	PS64800	BORDER STRIKE TASK FORCE LOCAL SUPPORT	-	761,700
PSA	2021	PS64810	BORDER STRIKE TASK FORCE LOCAL SUPPORT GRANTS	-	500,000
PSA	2021	PS64600	BORDER STRIKE TASK FORCE ONGOING	-	7,916,400
PSA	2021	PS65200	CIVIL AIR PATROL	-	150,000
PSA	2021	PS63000	GIITEM	-	14,581,900
PSA	2021	PS63100	GIITEM PERSONNEL	-	10,356,900
PSA	2021	PS63600	MOTOR VEHICLE FUEL	-	4,384,200
PSA	2021	PS10000	OPERATING LUMP SUM APPROPRIATION	-	44,752,400
PSA	2021	PS65600	PHARMACEUTICAL DIVERSION AND DRUG THEFT TASK FORCE	-	-
TOTAL AGENCY				\$ -	\$ 84,153,500
TOTAL PROTECTION AND SAFETY				\$ 1,396,018	\$ 1,289,002,000
NATURAL RESOURCES					
DEPARTMENT OF FORESTRY AND FIRE MANAGEMENT					
FOA	2020	FO20041	ADMIN ADJUSTMENT INMATE FIRE CREWS	\$ -	\$ -
FOA	2020	FO20021	ADMIN ADJUSTMENT OPERATING LUMP SUM APPROPRIATION	-	-
FOA	2020	FO20051	ADMIN ADJUSTMENT POSTRELEASE FIREFIGHTING CREWS	-	-
FOA	2020	FO13000	ADMIN ADJUSTMENT STATE FIRE MARSHAL	-	-
FOA	2020	FO11000	ADMIN ADJUSTMENT STATE FIRE SCHOOL	-	-
FOA	2021	FO22101	ENVIRONMENTAL COUNTY GRANTS	-	250,000
FOA	2021	FO70003	FIRE SUPPRESSION SLI	-	200,000
FOA	2021	FO70000	GENERAL FUND TRSF TO FIRE SUPPRESSION	-	-
FOA	2021	FO67001	GF TRANSFER TO NONNATIVE VEGETATION SPECIES ERADICATION	-	-
FOA	2020	FO20061	HAZARDOUS VEGETATION REMOVAL	1,372,802	-
FOA	2021	FO20061	HAZARDOUS VEGETATION REMOVAL	-	3,000,000
FOA	2021	FO20041	INMATE FIRE CREWS	-	693,200
FOA	2021	FO20021	OPERATING LUMP SUM APPROPRIATION	-	3,092,200
FOA	2021	FO20051	POSTRELEASE FIREFIGHTING CREWS	-	1,010,700
FOA	2021	FO13000	STATE FIRE MARSHAL	-	748,600
FOA	2021	FO11000	STATE FIRE SCHOOL	-	172,700
FOA	2021	FO70011	WILDFIRE EMERGENCY RESPONSE	-	-
FOA	2021	FO70013	WILDFIRE MITIGATION	-	-
TOTAL AGENCY				\$ 1,372,802	\$ 9,167,400

See accompanying notes to financial statements.

SUPPLEMENTAL APPROPRIATIONS, MID-YEAR REVERSIONS AND ADJUSTMENTS	NET APPROPRIATIONS	EXPENDITURES	LAPSED APPROPRIATION AUTHORITY	JUNE 30, 2021 CONTINUING APPROPRIATION AUTHORITY
-	1,353,594	1,090,325	-	263,268
12,800	1,712,800	216,199	-	1,496,601
-	1,000,000	230,450	769,550	-
<u>\$ 59,329,639</u>	<u>\$ 68,837,257</u>	<u>\$ 11,257,105</u>	<u>\$ 55,817,206</u>	<u>\$ 1,762,945</u>
-	-	-	-	-
16,231	16,231	16,231	-	-
34,500	1,184,500	1,072,345	112,155	-
<u>\$ 50,731</u>	<u>\$ 1,200,731</u>	<u>\$ 1,088,576</u>	<u>\$ 112,155</u>	<u>\$ -</u>
-	750,000	555,877	194,123	-
2,699	2,699	2,699	-	-
36,945	36,945	36,945	-	-
63,765	63,765	63,765	-	-
165,173	165,173	165,173	-	-
62,906	62,906	62,906	-	-
-	761,700	510,019	251,681	-
-	500,000	500,000	-	-
707,500	8,623,900	8,257,417	366,483	-
-	150,000	150,000	-	-
2,134,400	16,716,300	16,120,972	595,328	-
-	10,356,900	10,059,305	297,595	-
-	4,384,200	3,053,930	1,330,270	-
4,134,600	48,887,000	48,887,000	-	-
8,000	8,000	8,000	-	-
<u>\$ 7,315,988</u>	<u>\$ 91,469,488</u>	<u>\$ 88,434,008</u>	<u>\$ 3,035,480</u>	<u>\$ -</u>
<u>\$ 127,577,337</u>	<u>\$ 1,417,975,355</u>	<u>\$ 1,314,009,148</u>	<u>\$ 102,203,261</u>	<u>\$ 1,762,945</u>
-	-	-	-	-
18,573	18,573	18,573	-	-
68,016	68,016	68,016	-	-
19,255	19,255	19,255	-	-
11,627	11,627	11,627	-	-
492	492	492	-	-
-	250,000	250,000	-	-
-	200,000	200,000	-	-
3,000,000	3,000,000	3,000,000	-	-
1,000,000	1,000,000	1,000,000	-	-
-	1,372,802	952,815	419,987	-
-	3,000,000	533,421	-	2,466,579
34,300	727,500	699,847	27,653	-
113,600	3,205,800	3,203,596	2,204	-
52,700	1,063,400	961,428	101,972	-
29,000	777,600	706,752	70,848	-
2,600	175,300	156,492	18,808	-
75,000,000	75,000,000	4,507,337	-	70,492,663
24,541,800	24,541,800	-	-	24,541,800
<u>\$ 103,891,963</u>	<u>\$ 114,432,166</u>	<u>\$ 16,289,652</u>	<u>\$ 641,472</u>	<u>\$ 97,501,042</u>

See accompanying notes to financial statements.

**STATE OF ARIZONA
GENERAL FUND
STATEMENT OF EXPENDITURES - APPROPRIATION TO ACTUAL
BUDGETARY (LEGAL) BASIS
FOR THE YEAR ENDED JUNE 30, 2021**

AGY	BFY	APCAT	APPROPRIATION NAME	JULY 1, 2020 CONTINUING APPROPRIATION AUTHORITY	GENERAL APPROPRIATIONS
STATE LAND DEPARTMENT					
LDA	2020	LD10001	ADMIN ADJUSTMENT OPERATING LUMP SUM APPROPRIATION	\$ -	\$ -
LDA	2021	LD20031	CAP USER FEES	-	1,796,300
LDA	2021	LD22081	NATURAL RESOURCE CONSERVATION DISTRICTS	-	389,400
LDA	2021	LD10001	OPERATING LUMP SUM APPROPRIATION	-	9,729,700
LDA	2021	LD22201	STREAMBED NAVIGABILITY LITIGATION	-	220,000
TOTAL AGENCY				<u>\$ -</u>	<u>\$ 12,135,400</u>
ARIZONA NAVIGABLE STREAM ADJUDICATION COMMISSION					
NSA	2020	NS10000	ADMIN ADJUSTMENT OPERATING LUMP SUM APPROPRIATION	\$ -	\$ -
NSA	2021	NS10000	OPERATING LUMP SUM APPROPRIATION	-	129,000
TOTAL AGENCY				<u>\$ -</u>	<u>\$ 129,000</u>
DEPARTMENT OF WATER RESOURCES					
WCA	2021	WC20710	ADJUDICATION SUPPORT	\$ -	\$ 1,742,900
WCA	2020	WC20410	ADMIN ADJUSTMENT ASSURED - ADEQUATE WATER SUPPLY ADMIN	-	-
WCA	2020	WC20000	ADMIN ADJUSTMENT OPERATING LUMP SUM APPROPRIATION	-	-
WCA	2021	WC26010	ARIZONA WATER PROTECTION FUND DEPOSIT	-	250,000
WCA	2021	WC20410	ASSURED - ADEQUATE WATER SUPPLY ADMIN	-	1,726,500
WCA	2021	WC20510	AUTOMATED GROUNDWATER MONITORING	-	411,800
WCA	2021	WC20810	CONSERVATION AND DROUGHT PROGRAM	-	410,700
WCA	2014	WC20910	LOWER COLORADO RIVER LITIGATION EXPENSES	169,100	-
WCA	2015	WC20910	LOWER COLORADO RIVER LITIGATION EXPENSES	350,563	-
WCA	2016	WC20910	LOWER COLORADO RIVER LITIGATION EXPENSES	499,045	-
WCA	2017	WC20910	LOWER COLORADO RIVER LITIGATION EXPENSES	465,870	-
WCA	2021	WC20000	OPERATING LUMP SUM APPROPRIATION	-	8,531,800
WCA	2021	WC20310	RURAL WATER STUDIES	-	1,164,000
TOTAL AGENCY				<u>\$ 1,484,578</u>	<u>\$ 14,237,700</u>
TOTAL NATURAL RESOURCES				<u>\$ 2,857,380</u>	<u>\$ 35,669,500</u>
TOTAL GENERAL FUND				<u>\$ 85,410,768</u>	<u>\$ 10,206,533,150</u>

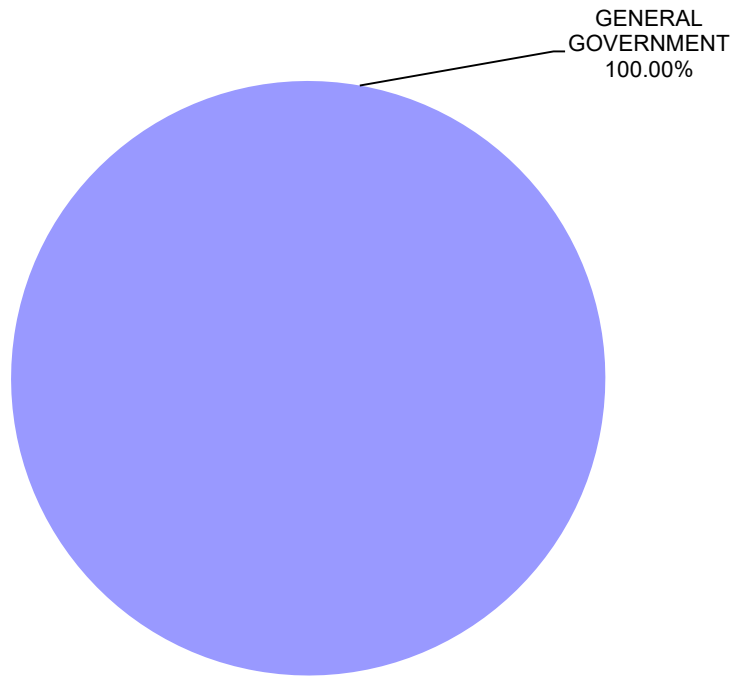
See accompanying notes to financial statements.

SUPPLEMENTAL APPROPRIATIONS, MID-YEAR REVERSIONS AND ADJUSTMENTS	NET APPROPRIATIONS	EXPENDITURES	LAPSED APPROPRIATION AUTHORITY	JUNE 30, 2021 CONTINUING APPROPRIATION AUTHORITY
\$ 41,467	\$ 41,467	\$ 41,467	\$ -	\$ -
-	1,796,300	1,700,028	96,272	-
-	389,400	389,400	-	-
428,400	10,158,100	10,028,996	129,104	-
-	220,000	-	220,000	-
<u>\$ 469,867</u>	<u>\$ 12,605,267</u>	<u>\$ 12,159,891</u>	<u>\$ 445,376</u>	<u>\$ -</u>
\$ 468	\$ 468	\$ 468	\$ -	\$ -
4,000	133,000	125,804	7,196	-
<u>\$ 4,468</u>	<u>\$ 133,468</u>	<u>\$ 126,272</u>	<u>\$ 7,196</u>	<u>\$ -</u>
\$ 71,500	\$ 1,814,400	\$ 1,811,939	\$ 2,462	\$ -
325	325	325	-	-
132,901	132,901	132,901	-	-
-	250,000	250,000	-	-
71,500	1,798,000	1,797,985	15	-
6,800	418,600	301,227	117,373	-
17,000	427,700	412,082	15,618	-
-	169,100	-	-	169,100
-	350,563	-	-	350,563
-	499,045	-	-	499,045
-	465,870	-	-	465,870
289,600	8,821,400	8,731,481	89,919	-
37,500	1,201,500	1,163,077	38,423	-
<u>\$ 627,126</u>	<u>\$ 16,349,404</u>	<u>\$ 14,601,016</u>	<u>\$ 263,810</u>	<u>\$ 1,484,578</u>
<u>\$ 104,993,424</u>	<u>\$ 143,520,304</u>	<u>\$ 43,176,831</u>	<u>\$ 1,357,853</u>	<u>\$ 98,985,620</u>
<u>\$ 4,074,504,738</u>	<u>\$ 14,366,448,656</u>	<u>\$ 13,175,973,127</u>	<u>\$ 1,002,533,761</u>	<u>\$ 187,941,768</u>

See accompanying notes to financial statements.

**THIS PAGE INTENTIONALLY
LEFT BLANK**

FY21 TOTAL CAPITAL OUTLAY EXPENDITURES: \$32,637,784*



GENERAL GOVERNMENT	\$	32,637,784
TOTAL EXPENDITURES	\$	32,637,784

* Does not include the General Fund portion of Capital Outlay. General Fund portion of Capital Outlay is included in General Fund Chart.

STATE OF ARIZONA
CAPITAL OUTLAY
STATEMENT OF EXPENDITURES - APPROPRIATION TO ACTUAL
BUDGETARY (LEGAL) BASIS
FOR THE YEAR ENDED JUNE 30, 2021

AGY	BFY	FUND	APCAT	APPROPRIATION NAME	JULY 1, 2020 CONTINUING APPROPRIATION AUTHORITY	GENERAL APPROPRIATIONS
GENERAL GOVERNMENT						
DEPARTMENT OF ADMINISTRATION						
ADA	2020	1000	AD14008	TRAFFIC INTERCHANGES INTERSTATE 40 KINGMAN	\$ 20,000,000	\$ -
				TOTAL GENERAL FUND	<u>\$ 20,000,000</u>	<u>\$ -</u>
ADA	2020	1600	AD00001	ADMIN ADJUSTMENT OPERATING LUMP SUM APPROPRIATION	\$ -	\$ -
ADA	2020	1600	AD00011	ADMIN ADJUSTMENT UTILITIES	-	-
ADA	2020	1600	AD14000	BUILDING RENEWAL COSF	13,072,717	-
ADA	2021	1600	AD14000	BUILDING RENEWAL COSF	-	-
ADA	2021	1600	AD00001	OPERATING LUMP SUM APPROPRIATION	-	10,893,700
ADA	2021	1600	RELIEF	RELIEF	-	-
ADA	2021	1600	AD00011	UTILITIES	-	7,649,900
				TOTAL CAPITAL OUTLAY STABILIZATION FUND	<u>\$ 13,072,717</u>	<u>\$ 18,543,600</u>
TOTAL GENERAL FUND					<u>\$ 20,000,000</u>	<u>\$ -</u>
TOTAL CAPITAL OUTLAY STABILIZATION FUND					<u>\$ 13,072,717</u>	<u>\$ 18,543,600</u>
TOTAL GENERAL GOVERNMENT					<u>\$ 33,072,717</u>	<u>\$ 18,543,600</u>
HEALTH AND WELFARE						
DEPARTMENT OF VETERANS SERVICES						
VSA	2015	1000	VS31100	ASVH - YUMA CONSTRUCTION	\$ 5,219,745	\$ -
VSA	2017	1000	VS41100	ASVH FLAGSTAFF CONSTRUCTION	5,847,480	-
				TOTAL GENERAL FUND	<u>\$ 11,067,225</u>	<u>\$ -</u>
TOTAL GENERAL FUND					<u>\$ 11,067,225</u>	<u>\$ -</u>
TOTAL HEALTH AND WELFARE					<u>\$ 11,067,225</u>	<u>\$ -</u>
PROTECTION AND SAFETY						
DEPARTMENT OF CORRECTIONS						
DCA	2021	1000	DC71016	LEWIS/YUMA LOCKS, HVAC, FIRE PROJECT	\$ -	\$ -
				TOTAL GENERAL FUND	<u>\$ -</u>	<u>\$ -</u>
DEPARTMENT OF EMERGENCY MANAGEMENT AND MILITARY AFFAIRS						
MAA	2019	1000	MA40037	SOUTH EAST ARIZONA READINESS CENTER	\$ 3,754,986	\$ -
MAA	2020	1000	MA16001	WEST VALLEY READINESS CENTER	3,875,000	-
				TOTAL GENERAL FUND	<u>\$ 7,629,986</u>	<u>\$ -</u>
TOTAL GENERAL FUND					<u>\$ 7,629,986</u>	<u>\$ -</u>
TOTAL PROTECTION AND SAFETY					<u>\$ 7,629,986</u>	<u>\$ -</u>
TRANSPORTATION						
DEPARTMENT OF TRANSPORTATION						
DTA	2017	1000	DT59603	INTERSTATE 10 PROJECTS	\$ 907,686	\$ -
DTA	2021	1000	DT55770	CONSTRUCT A BRIDGE & EXTEND OCOTILLO ROAD IN GILBERT - 14	-	-
DTA	2021	1000	DT55680	CONSTRUCT AN OVERPASS AT RIGGS ROAD & SR 347- 5	-	-

See accompanying notes to financial statements.

CAPITAL OUTLAY APPROPRIATIONS	SUPPLEMENTAL APPROPRIATIONS, MID-YEAR REVERSIONS AND ADJUSTMENTS	NET APPROPRIATIONS	EXPENDITURES	LAPSED APPROPRIATION AUTHORITY	JUNE 30, 2021 CONTINUING APPROPRIATION AUTHORITY
\$ -	\$ -	\$ 20,000,000	\$ -	\$ -	\$ 20,000,000
\$ -	\$ -	\$ 20,000,000	\$ -	\$ -	\$ 20,000,000
\$ -	\$ 304,801	\$ 304,801	\$ 304,801	\$ -	\$ -
-	117,448	117,448	117,448	-	-
-	-	13,072,717	12,012,498	-	1,060,218
16,000,000	-	16,000,000	4,057,361	-	11,942,639
-	1,056,200	11,949,900	11,777,176	172,724	-
-	49,377	49,377	49,377	-	-
-	(850,000)	6,799,900	4,319,121	2,480,779	-
\$ 16,000,000	\$ 677,826	\$ 48,294,143	\$ 32,637,784	\$ 2,653,503	\$ 13,002,857
\$ -	\$ -	\$ 20,000,000	\$ -	\$ -	\$ 20,000,000
\$ 16,000,000	\$ 677,826	\$ 48,294,143	\$ 32,637,784	\$ 2,653,503	\$ 13,002,857
\$ 16,000,000	\$ 677,826	\$ 68,294,143	\$ 32,637,784	\$ 2,653,503	\$ 33,002,857
\$ -	\$ -	\$ 5,219,745	\$ 4,793,458	\$ -	\$ 426,287
-	-	5,847,480	5,341,700	-	505,780
\$ -	\$ -	\$ 11,067,225	\$ 10,135,158	\$ -	\$ 932,067
\$ -	\$ -	\$ 11,067,225	\$ 10,135,158	\$ -	\$ 932,067
\$ -	\$ -	\$ 11,067,225	\$ 10,135,158	\$ -	\$ 932,067
\$ 11,000,000	\$ -	\$ 11,000,000	\$ -	\$ -	\$ 11,000,000
\$ 11,000,000	\$ -	\$ 11,000,000	\$ -	\$ -	\$ 11,000,000
\$ -	\$ -	\$ 3,754,986	\$ 86,173	\$ -	\$ 3,668,813
-	-	3,875,000	-	-	3,875,000
\$ -	\$ -	\$ 7,629,986	\$ 86,173	\$ -	\$ 7,543,813
\$ 11,000,000	\$ -	\$ 18,629,986	\$ 86,173	\$ -	\$ 18,543,813
\$ 11,000,000	\$ -	\$ 18,629,986	\$ 86,173	\$ -	\$ 18,543,813
\$ -	\$ -	\$ 907,686	\$ -	\$ -	\$ 907,686
7,900,000	-	7,900,000	-	-	7,900,000
25,000,000	-	25,000,000	-	-	25,000,000

See accompanying notes to financial statements.

**STATE OF ARIZONA
CAPITAL OUTLAY
STATEMENT OF EXPENDITURES - APPROPRIATION TO ACTUAL
BUDGETARY (LEGAL) BASIS
FOR THE YEAR ENDED JUNE 30, 2021**

AGY	BFY	FUND	APCAT	APPROPRIATION NAME	JULY 1, 2020 CONTINUING APPROPRIATION AUTHORITY	GENERAL APPROPRIATIONS
DTA	2021	1000	DT55900	GF I-10 WIDENING	-	-
DTA	2021	1000	DT55860	GF PAVEMENT REHABILITATION	-	-
DTA	2021	1000	DT55720	IMPROVE DRAINAGE ON 67TH AVENUE IN PEORIA - 9	-	-
DTA	2021	1000	DT55850	IMPROVE HILL STREET CORRIDOR IN GLOBE - 22	-	-
DTA	2021	1000	DT55800	IMPROVE MAIN STREET IN JEROME - 17	-	-
DTA	2021	1000	DT55830	IMPROVE SR 87 - LOCAL MATCH - 20	-	-
DTA	2021	1000	DT55820	IMPROVE SR 90 NEAR FORT HUACHUCA - 19	-	-
DTA	2021	1000	DT55760	IMPROVE TANGERINE ROAD NEAR INTERSTATE 10 IN MARANA - 13	-	-
DTA	2021	1000	DT55650	IMPROVE US RT 95 NEAR YUMA PROVING GR - 2	-	-
DTA	2020	1000	DT55960	INTERSTATE 10 WIDENING STUDY	9,601,177	-
DTA	2021	1000	DT55700	OVERPASS DGN PLAN AT RIGGS, SR 347 - 7	-	-
DTA	2021	1000	DT55810	REHABILITATE PAVEMENT ALONG SR 77 NEAR ORO VALLEY - 18	-	-
DTA	2021	1000	DT55750	REPAIR AND MAINTAIN 20TH AVENUE IN SAFFORD - 12	-	-
DTA	2021	1000	DT55780	REPAIR SR 186 & STATE BUSINESS ROUTE 10 IN WILCOX - 15	-	-
DTA	2021	1000	DT55660	REPAVE SR 95 IN MOHAVE CTY - 3	-	-
DTA	2021	1000	DT55640	REPAVE SR69 IN PRESCOTT VALLEY - 1	-	-
DTA	2021	1000	DT55790	REPLACE BUTTE AVENUE BRIDGE IN FLORENCE - 16	-	-
DTA	2021	1000	DT55690	STUDY AN OVERPASS AT RIGGS ROAD & SR 347 - 6	-	-
DTA	2021	1000	DT55740	STUDY AND DESIGN CONCEPT REPORT FOR THE REPAIR OF SR 88 - 11	-	-
DTA	2021	1000	DT55840	STUDY GUARDRAIL - SHOULDER OF SR 377 FROM HOLBROOK TO HEBER	-	-
DTA	2021	1000	DT55670	STUDY RAMPS AT GRAND & SR 303 - 4	-	-
DTA	2021	1000	DT55710	STUDY THE NORTH/SOUTH CORRIDOR IN PINAL COUNTY - 8	-	-
DTA	2020	1000	DT55975	US ROUTE 95 EXPANSION	27,866,025	-
DTA	2021	1000	DT55730	WIDEN CAMELBACK RD BETWEEN SR 303 & LITCHFIELD RD IN GOODYEA	-	-
TOTAL GENERAL FUND					\$ 38,374,888	\$ -
TOTAL GENERAL FUND					\$ 38,374,888	\$ -
TOTAL TRANSPORTATION					\$ 38,374,888	\$ -
TOTAL GENERAL FUND					\$ 77,072,099	\$ -
TOTAL CAPITAL OUTLAY STABILIZATION FUND					\$ 13,072,717	\$ 18,543,600
TOTAL CAPITAL OUTLAY					\$ 90,144,816	\$ 18,543,600

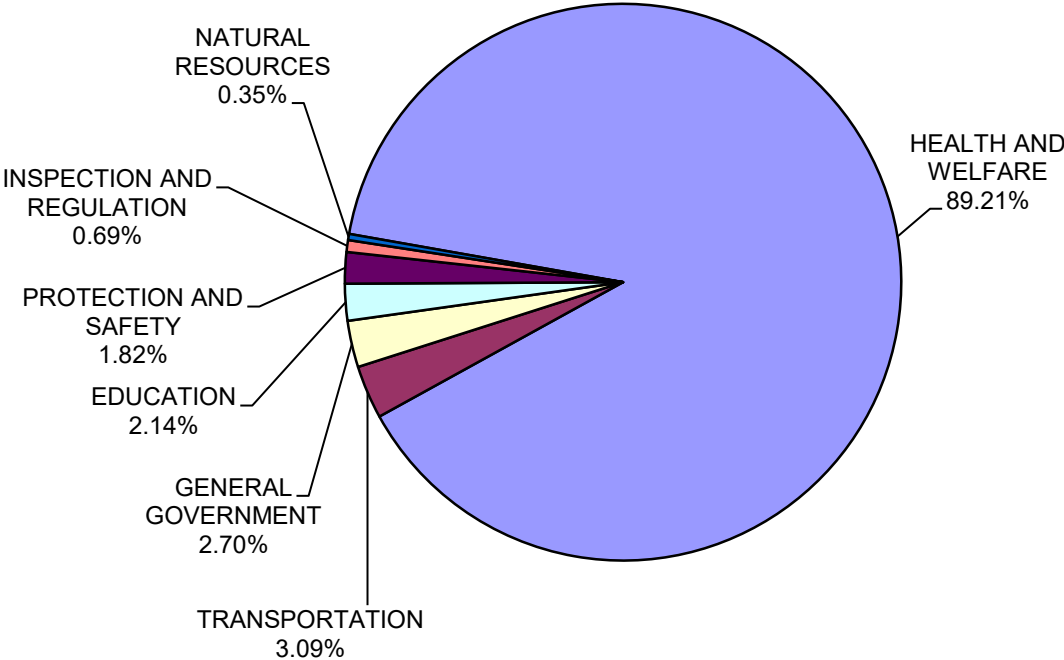
See accompanying notes to financial statements.

CAPITAL OUTLAY APPROPRIATIONS	SUPPLEMENTAL APPROPRIATIONS, MID-YEAR REVERSIONS AND ADJUSTMENTS	NET APPROPRIATIONS	EXPENDITURES	LAPSED APPROPRIATION AUTHORITY	JUNE 30, 2021 CONTINUING APPROPRIATION AUTHORITY
50,000,000	-	50,000,000	-	-	50,000,000
90,000,000	-	90,000,000	-	-	90,000,000
8,500,000	-	8,500,000	-	-	8,500,000
1,169,400	-	1,169,400	-	-	1,169,400
560,000	-	560,000	-	-	560,000
750,000	-	750,000	-	-	750,000
10,600,000	-	10,600,000	-	-	10,600,000
5,000,000	-	5,000,000	-	-	5,000,000
10,000,000	-	10,000,000	-	-	10,000,000
-	-	9,601,177	478,201	-	9,122,975
7,500,000	-	7,500,000	-	-	7,500,000
13,600,000	-	13,600,000	-	-	13,600,000
1,032,100	-	1,032,100	-	-	1,032,100
3,500,000	-	3,500,000	-	-	3,500,000
46,700,000	-	46,700,000	-	-	46,700,000
4,700,000	-	4,700,000	-	-	4,700,000
1,000,000	-	1,000,000	-	-	1,000,000
2,500,000	-	2,500,000	-	-	2,500,000
700,000	-	700,000	-	-	700,000
140,000	-	140,000	-	-	140,000
150,000	-	150,000	-	-	150,000
4,000,000	-	4,000,000	-	-	4,000,000
-	-	27,866,025	1,529,193	-	26,336,832
8,000,000	-	8,000,000	-	-	8,000,000
<u>\$ 303,001,500</u>	<u>\$ -</u>	<u>\$ 341,376,388</u>	<u>\$ 2,007,394</u>	<u>\$ -</u>	<u>\$ 339,368,994</u>
<u>\$ 303,001,500</u>	<u>\$ -</u>	<u>\$ 341,376,388</u>	<u>\$ 2,007,394</u>	<u>\$ -</u>	<u>\$ 339,368,994</u>
<u>\$ 303,001,500</u>	<u>\$ -</u>	<u>\$ 341,376,388</u>	<u>\$ 2,007,394</u>	<u>\$ -</u>	<u>\$ 339,368,994</u>
<u>\$ 314,001,500</u>	<u>\$ -</u>	<u>\$ 391,073,599</u>	<u>\$ 12,228,725</u>	<u>\$ -</u>	<u>\$ 378,844,874</u>
<u>\$ 16,000,000</u>	<u>\$ 677,826</u>	<u>\$ 48,294,143</u>	<u>\$ 32,637,784</u>	<u>\$ 2,653,503</u>	<u>\$ 13,002,857</u>
<u>\$ 330,001,500</u>	<u>\$ 677,826</u>	<u>\$ 439,367,742</u>	<u>\$ 44,866,509</u>	<u>\$ 2,653,503</u>	<u>\$ 391,847,731</u>

See accompanying notes to financial statements.

**THIS PAGE INTENTIONALLY
LEFT BLANK**

FY21 TOTAL OTHER FUND EXPENDITURES: \$19,405,974,152



HEALTH AND WELFARE	\$	17,311,355,794
TRANSPORTATION	\$	599,903,296
GENERAL GOVERNMENT	\$	524,724,546
EDUCATION	\$	414,346,196
PROTECTION AND SAFETY	\$	353,408,537
INSPECTION AND REGULATION	\$	133,536,872
NATURAL RESOURCES	\$	68,698,912
<hr/>		
TOTAL EXPENDITURES	\$	19,405,974,152

**STATE OF ARIZONA
OTHER FUNDS
STATEMENT OF EXPENDITURES - APPROPRIATION TO ACTUAL
BUDGETARY (LEGAL) BASIS
FOR THE YEAR ENDED JUNE 30, 2021**

AGY	BFY	FUND	APCAT	APPROPRIATION NAME	JULY 1, 2020 CONTINUING APPROPRIATION AUTHORITY	GENERAL APPROPRIATIONS
GENERAL GOVERNMENT						
DEPARTMENT OF ADMINISTRATION						
ADA	2020	1107	AD00001	ADMIN ADJUSTMENT OPERATING LUMP SUM APPROPRIATION	\$ -	\$ -
ADA	2021	1107	AD18000	ANNUAL REVERSION	-	-
ADA	2021	1107	AD00001	OPERATING LUMP SUM APPROPRIATION	-	12,723,800
TOTAL PERSONNEL DIVISION FUND					<u>\$ -</u>	<u>\$ 12,723,800</u>
ADA	2021	2088	AD00001	OPERATING LUMP SUM APPROPRIATION	\$ -	\$ 573,700
TOTAL CORRECTIONS FUND					<u>\$ -</u>	<u>\$ 573,700</u>
ADA	2020	2152	AD00001	ADMIN ADJUSTMENT OPERATING LUMP SUM APPROPRIATION	\$ -	\$ -
ADA	2020	2152	AD82001	ADMIN ADJUSTMENT STATEWIDE INFO SECURITY AND PRIVACY OFC	-	-
ADA	2021	2152	AD00001	OPERATING LUMP SUM APPROPRIATION	-	2,086,800
ADA	2021	2152	AD82001	STATEWIDE INFO SECURITY AND PRIVACY OFC	-	6,356,600
TOTAL INFORMATION TECHNOLOGY FUND					<u>\$ -</u>	<u>\$ 8,443,400</u>
ADA	2020	2226	AD00001	ADMIN ADJUSTMENT OPERATING LUMP SUM APPROPRIATION	\$ -	\$ -
ADA	2021	2226	AD00001	OPERATING LUMP SUM APPROPRIATION	-	927,300
TOTAL AIR QUALITY FUND					<u>\$ -</u>	<u>\$ 927,300</u>
ADA	2020	2531	AD00002	ADMIN ADJUSTMENT GOVERNMENT TRANSFORMATION OFFICE	\$ -	\$ -
ADA	2020	2531	AD00001	ADMIN ADJUSTMENT OPERATING LUMP SUM APPROPRIATION	-	-
ADA	2021	2531	AD00002	GOVERNMENT TRANSFORMATION OFFICE	-	2,008,300
ADA	2021	2531	AD00001	OPERATING LUMP SUM APPROPRIATION	-	4,586,200
TOTAL STATE WEB PORTAL FUND					<u>\$ -</u>	<u>\$ 6,594,500</u>
ADA	2019	2566	ADA1901	ADMIN ADJUSTMENT RELOCATE STATE DATA CENTER	\$ -	\$ -
ADA	2019	2566	ADA1902	ADMIN ADJUSTMENT UPDATE THE HUMAN RESOURCE INFORMATION SYSTEM	-	-
ADA	2020	2566	AD2001	FEASIBILITY STUDY REPLACE/UPGRADE IT SYS AZ DEPT AGRICULTURE	50,000	-
ADA	2020	2566	ADA1810	IMPLEMENT UPDATES TO THE CRIMINAL JUSTICE IT SYS DPS	1,101,000	-
ADA	2020	2566	AD2002	REPLACE SCHOOL FINANCE DATA SYS AZ DEPT EDUCATION	1,864,000	-
ADA	2021	2566	AA99999	SWEEPS	-	4,992,800
ADA	2020	2566	AD2004	UPDATE CONCEALED WEAPONS TRACKING SYS AZ DEPT PUBLIC SAFETY	410,000	-
ADA	2020	2566	AD12047	UPGRADE CHILDRENS INFO LIBRARY AND DATA SOURCE SYSTEM AT DCS	1,600,000	-
ADA	2021	2566	AD12047	UPGRADE CHILDRENS INFO LIBRARY AND DATA SOURCE SYSTEM AT DCS	-	4,992,800
TOTAL AUTOMATION PROJECTS FUND					<u>\$ 5,025,000</u>	<u>\$ 9,985,600</u>
ADA	2020	3015	AD00001	ADMIN ADJUSTMENT OPERATING LUMP SUM APPROPRIATION	\$ -	\$ -
ADA	2021	3015	AD00001	OPERATING LUMP SUM APPROPRIATION	-	5,291,900
TOTAL SPECIAL EMPLOYEE HEALTH INS TRUST FUND					<u>\$ -</u>	<u>\$ 5,291,900</u>
ADA	2020	3127	AD14004	CAPITOL MALL AIR HANDLER UNITS	\$ 844,890	\$ -
ADA	2019	3127	AD14009	CAPITOL MALL ELEVATOR REPLACEMENT	2,661,138	-
TOTAL LEGISLATIVE EXECUTIVE JUDICIAL PUBLIC BUILDINGS LAND FUND					<u>\$ 3,506,027</u>	<u>\$ -</u>
AAA	2021	3141	AA45000	COUNTY SHERIFF REENTRY PLANNING	\$ -	\$ -
TOTAL STATE CHARITABLE PENAL REFORMATORY INSTITUTIONS LAND FUND					<u>\$ -</u>	<u>\$ -</u>
ADA	2019	3211	AD14002	RENOVATE STATE BUILDINGS	\$ 7,944,635	\$ -
TOTAL CAPITOL MALL CONSOLIDATION FUND					<u>\$ 7,944,635</u>	<u>\$ -</u>
ADA	2020	4204	AD00001	ADMIN ADJUSTMENT OPERATING LUMP SUM APPROPRIATION	\$ -	\$ -
ADA	2021	4204	AD00001	OPERATING LUMP SUM APPROPRIATION	-	10,191,200
TOTAL MOTOR VEHICLE POOL REVOLVING FUND					<u>\$ -</u>	<u>\$ 10,191,200</u>

See accompanying notes to financial statements.

CAPITAL OUTLAY APPROPRIATIONS	SUPPLEMENTAL APPROPRIATIONS, MID-YEAR REVERSIONS AND ADJUSTMENTS	NET APPROPRIATIONS	EXPENDITURES	LAPSED APPROPRIATION AUTHORITY	JUNE 30, 2021 CONTINUING APPROPRIATION AUTHORITY
\$ -	\$ 148,747	\$ 148,747	\$ 148,747	\$ -	\$ -
-	3,192,515	3,192,515	3,192,515	-	-
-	333,000	13,056,800	12,191,102	865,698	-
\$ -	\$ 3,674,262	\$ 16,398,062	\$ 15,532,364	\$ 865,698	\$ -
\$ -	\$ 19,300	\$ 593,000	\$ 592,939	\$ 61	\$ -
\$ -	\$ 19,300	\$ 593,000	\$ 592,939	\$ 61	\$ -
\$ -	\$ 12,232	\$ 12,232	\$ 12,232	\$ -	\$ -
-	839,076	839,076	839,076	-	-
-	56,000	2,142,800	1,950,560	192,240	-
-	67,000	6,423,600	6,192,384	231,216	-
\$ -	\$ 974,308	\$ 9,417,708	\$ 8,994,253	\$ 423,455	\$ -
\$ -	\$ 28,351	\$ 28,351	\$ 28,351	\$ -	\$ -
-	-	927,300	142,279	785,021	-
\$ -	\$ 28,351	\$ 955,651	\$ 170,630	\$ 785,021	\$ -
\$ -	\$ 38,436	\$ 38,436	\$ 38,436	\$ -	\$ -
-	211,337	211,337	211,337	-	-
-	68,500	2,076,800	1,496,401	580,399	-
-	42,100	4,628,300	4,566,813	61,487	-
\$ -	\$ 360,374	\$ 6,954,874	\$ 6,312,988	\$ 641,886	\$ -
\$ -	\$ 1,064	\$ 1,064	\$ 1,064	\$ -	\$ -
-	1,852	1,852	1,852	-	-
-	-	50,000	(1,000)	51,000	-
-	-	1,101,000	1,101,000	-	-
-	-	1,864,000	1,748,000	116,000	-
-	-	4,992,800	4,992,800	-	-
-	-	410,000	410,000	-	-
-	-	1,600,000	1,600,000	-	-
-	-	4,992,800	4,325,000	-	667,800
\$ -	\$ 2,916	\$ 15,013,516	\$ 14,178,716	\$ 167,000	\$ 667,800
\$ -	\$ 34,957	\$ 34,957	\$ 34,957	\$ -	\$ -
-	157,200	5,449,100	4,964,395	484,705	-
\$ -	\$ 192,157	\$ 5,484,057	\$ 4,999,353	\$ 484,705	\$ -
\$ -	\$ -	\$ 844,890	\$ 319,619	\$ -	\$ 525,271
-	-	2,661,138	1,987,678	673,460	-
\$ -	\$ -	\$ 3,506,027	\$ 2,307,297	\$ 673,460	\$ 525,271
\$ -	\$ 500,000	\$ 500,000	\$ 500,000	\$ -	\$ -
\$ -	\$ 500,000	\$ 500,000	\$ 500,000	\$ -	\$ -
\$ -	\$ -	\$ 7,944,635	\$ 7,871,249	\$ 73,386	\$ -
\$ -	\$ -	\$ 7,944,635	\$ 7,871,249	\$ 73,386	\$ -
\$ -	\$ 537,053	\$ 537,053	\$ 537,053	\$ -	\$ -
-	8,500	10,199,700	5,371,076	4,828,624	-
\$ -	\$ 545,553	\$ 10,736,753	\$ 5,908,130	\$ 4,828,624	\$ -

See accompanying notes to financial statements.

**STATE OF ARIZONA
OTHER FUNDS
STATEMENT OF EXPENDITURES - APPROPRIATION TO ACTUAL
BUDGETARY (LEGAL) BASIS
FOR THE YEAR ENDED JUNE 30, 2021**

AGY	BFY	FUND	APCAT	APPROPRIATION NAME	JULY 1, 2020	
					CONTINUING APPROPRIATION AUTHORITY	GENERAL APPROPRIATIONS
ADA	2020	4208	AD00001	ADMIN ADJUSTMENT OPERATING LUMP SUM APPROPRIATION	\$ -	\$ -
ADA	2021	4208	AD00001	OPERATING LUMP SUM APPROPRIATION	-	1,169,000
TOTAL SPECIAL SERVICES REVOLVING FUND					\$ -	\$ 1,169,000
ADA	2020	4214	AD00001	ADMIN ADJUSTMENT OPERATING LUMP SUM APPROPRIATION	\$ -	\$ -
ADA	2020	4214	AD45150	ADMIN ADJUSTMENT STATE SURPLUS PROPERTY SALES PROCEEDS	-	-
ADA	2021	4214	AD18000	ANNUAL REVERSION	-	-
ADA	2021	4214	AD00001	OPERATING LUMP SUM APPROPRIATION	-	1,167,800
ADA	2021	4214	AD45150	STATE SURPLUS PROPERTY SALES PROCEEDS	-	1,810,000
TOTAL STATE SURPLUS MATERIALS REVOLVING FUND					\$ -	\$ 2,977,800
ADA	2021	4215	AD00001	OPERATING LUMP SUM APPROPRIATION	\$ -	\$ 465,200
TOTAL FEDERAL SURPLUS MATERIALS REVOLVING FUND					\$ -	\$ 465,200
ADA	2020	4216	AD92001	ADMIN ADJUSTMENT FEDERAL PAYMENTS	\$ -	\$ -
ADA	2020	4216	AD00001	ADMIN ADJUSTMENT OPERATING LUMP SUM APPROPRIATION	-	-
ADA	2020	4216	AD97001	ADMIN ADJUSTMENT RISK MANAGEMENT ADMINISTRATIVE EXPENSES	-	-
ADA	2020	4216	AD98000	ADMIN ADJUSTMENT WORKERS COMPENSATION LOSSES - PREMIUMS	-	-
ADA	2021	4216	AD92001	FEDERAL PAYMENTS	-	-
ADA	2021	4216	AD00001	OPERATING LUMP SUM APPROPRIATION	-	7,824,000
ADA	2021	4216	RELIEF	RELIEF	-	-
ADA	2021	4216	AD97001	RISK MANAGEMENT ADMINISTRATIVE EXPENSES	-	8,747,200
ADA	2021	4216	AD97900	RISK MANAGEMENT LOSSES AND PREMIUMS	-	46,178,400
ADA	2021	4216	AD98000	WORKERS COMPENSATION LOSSES - PREMIUMS	-	31,830,300
TOTAL RISK MANAGEMENT FUND					\$ -	\$ 94,579,900
ADA	2020	4220	AD42200	ADMIN ADJUSTMENT AFIS COLLECTIONS	\$ -	\$ -
ADA	2021	4220	AD42200	AFIS COLLECTIONS	-	9,418,700
TOTAL AFIS COLLECTIONS FUND					\$ -	\$ 9,418,700
ADA	2020	4230	AD00003	ADMIN ADJUSTMENT INFORMATION TECHNOLOGY PROJECT MANAGEMENT AND O	\$ -	\$ -
ADA	2020	4230	AD00001	ADMIN ADJUSTMENT OPERATING LUMP SUM APPROPRIATION	-	-
ADA	2021	4230	AD00003	INFORMATION TECHNOLOGY PROJECT MANAGEMENT AND OVERSIGHT	-	1,504,300
ADA	2021	4230	AD00001	OPERATING LUMP SUM APPROPRIATION	-	29,536,600
TOTAL AUTOMATION OPERATIONS FUND					\$ -	\$ 31,040,900
ADA	2020	4231	AD00001	ADMIN ADJUSTMENT OPERATING LUMP SUM APPROPRIATION	\$ -	\$ -
ADA	2021	4231	AD00001	OPERATING LUMP SUM APPROPRIATION	-	1,645,600
TOTAL TELECOMMUNICATIONS FUND					\$ -	\$ 1,645,600
OFFICE OF EQUAL OPPORTUNITY						
AFA	2020	1107	AF10000	ADMIN ADJUSTMENT OPERATING LUMP SUM APPROPRIATION	\$ -	\$ -
AFA	2021	1107	AF18000	ANNUAL REVERSION ARS 41-750C	-	-
AFA	2021	1107	AF10000	OPERATING LUMP SUM APPROPRIATION	-	190,200
TOTAL PERSONNEL DIVISION FUND					\$ -	\$ 190,200
ATTORNEY GENERAL (DEPT OF LAW)						
AGA	2020	2014	AG11121	ADMIN ADJUSTMENT FEDERALISM UNIT	\$ -	\$ -
AGA	2020	2014	AG22221	ADMIN ADJUSTMENT FIRST RESPONDER PERSONNEL MENTAL HEALTH SERVICES	-	-
AGA	2020	2014	AG11128	ADMIN ADJUSTMENT GOVERNMENT ACCOUNTABILITY AND SPECIAL LITIGATION	-	-
AGA	2020	2014	AG11111	ADMIN ADJUSTMENT OPERATING LUMP SUM APPROPRIATION	-	-
AGA	2020	2014	AG11140	ADMIN ADJUSTMENT PEACE OFFICE EQUIPMENT GRANT	-	-
AGA	2020	2014	AG11122	ADMIN ADJUSTMENT SOUTHERN ARIZONA DRUG ENFORCEMENT	-	-
AGA	2020	2014	AG11123	ADMIN ADJUSTMENT TOBACCO ENFORCEMENT	-	-
AGA	2020	2014	AG11130	ADMIN ADJUSTMENT VOTER FRAUD UNIT	-	-
AGA	2021	2014	AG11129	CRIMINAL DIVISION OPERATING	-	-

See accompanying notes to financial statements.

CAPITAL OUTLAY APPROPRIATIONS	SUPPLEMENTAL APPROPRIATIONS, MID-YEAR		NET APPROPRIATIONS	EXPENDITURES	LAPSED APPROPRIATION AUTHORITY	JUNE 30, 2021 CONTINUING APPROPRIATION AUTHORITY
	REVERSIONS AND ADJUSTMENTS					
\$ -	\$ 4,000	\$ 4,000	\$ 4,000	\$ -	\$ -	\$ -
-	3,800	1,172,800	504,038	668,762	-	-
<u>\$ -</u>	<u>\$ 7,800</u>	<u>\$ 1,176,800</u>	<u>\$ 508,038</u>	<u>\$ 668,762</u>	<u>\$ -</u>	<u>\$ -</u>
\$ -	\$ 11,772	\$ 11,772	\$ 11,772	\$ -	\$ -	\$ -
-	1,260,105	1,260,105	1,260,105	-	-	-
-	180,974	180,974	180,974	-	-	-
-	25,400	1,193,200	985,175	208,025	-	-
-	-	1,810,000	1,353,418	456,582	-	-
<u>\$ -</u>	<u>\$ 1,478,251</u>	<u>\$ 4,456,051</u>	<u>\$ 3,791,444</u>	<u>\$ 664,607</u>	<u>\$ -</u>	<u>\$ -</u>
\$ -	\$ 2,200	\$ 467,400	\$ -	\$ 467,400	\$ -	\$ -
<u>\$ -</u>	<u>\$ 2,200</u>	<u>\$ 467,400</u>	<u>\$ -</u>	<u>\$ 467,400</u>	<u>\$ -</u>	<u>\$ -</u>
\$ -	\$ 3,476,758	\$ 3,476,758	\$ 3,476,758	\$ -	\$ -	\$ -
-	599,942	599,942	599,942	-	-	-
-	880,549	880,549	880,549	-	-	-
-	841,756	841,756	841,756	-	-	-
-	2,801,500	2,801,500	-	2,801,500	-	-
-	(2,207,000)	5,617,000	5,476,600	140,400	-	-
-	356	356	356	-	-	-
-	2,400,000	11,147,200	10,236,597	910,603	-	-
-	-	46,178,400	37,117,259	9,061,141	-	-
-	-	31,830,300	22,157,043	9,673,257	-	-
<u>\$ -</u>	<u>\$ 8,793,861</u>	<u>\$ 103,373,761</u>	<u>\$ 80,786,861</u>	<u>\$ 22,586,900</u>	<u>\$ -</u>	<u>\$ -</u>
\$ -	\$ 43,913	\$ 43,913	\$ 43,913	\$ -	\$ -	\$ -
-	130,400	9,549,100	8,450,430	1,098,670	-	-
<u>\$ -</u>	<u>\$ 174,313</u>	<u>\$ 9,593,013</u>	<u>\$ 8,494,343</u>	<u>\$ 1,098,670</u>	<u>\$ -</u>	<u>\$ -</u>
\$ -	\$ 25	\$ 25	\$ 25	\$ -	\$ -	\$ -
-	1,295,472	1,295,472	1,295,472	-	-	-
-	58,300	1,562,600	1,375,445	187,155	-	-
-	176,200	29,712,800	25,845,393	3,867,407	-	-
<u>\$ -</u>	<u>\$ 1,529,997</u>	<u>\$ 32,570,897</u>	<u>\$ 28,516,335</u>	<u>\$ 4,054,562</u>	<u>\$ -</u>	<u>\$ -</u>
\$ -	\$ 55,259	\$ 55,259	\$ 55,259	\$ -	\$ -	\$ -
-	48,000	1,693,600	1,688,247	5,353	-	-
<u>\$ -</u>	<u>\$ 103,259</u>	<u>\$ 1,748,859</u>	<u>\$ 1,743,506</u>	<u>\$ 5,353</u>	<u>\$ -</u>	<u>\$ -</u>
\$ -	\$ 33	\$ 33	\$ 33	\$ -	\$ -	\$ -
-	61,150	61,150	61,150	-	-	-
-	7,500	197,700	133,778	63,922	-	-
<u>\$ -</u>	<u>\$ 68,683</u>	<u>\$ 258,883</u>	<u>\$ 194,961</u>	<u>\$ 63,922</u>	<u>\$ -</u>	<u>\$ -</u>
\$ -	\$ 38,718	\$ 38,718	\$ 38,718	\$ -	\$ -	\$ -
-	100,000	100,000	100,000	-	-	-
-	46,377	46,377	46,377	-	-	-
-	202,355	202,355	202,355	-	-	-
-	2,493,000	2,493,000	2,493,000	-	-	-
-	10,595	10,595	10,595	-	-	-
-	4,219	4,219	4,219	-	-	-
-	13,846	13,846	13,846	-	-	-
-	950,000	950,000	947,247	2,753	-	-

See accompanying notes to financial statements.

**STATE OF ARIZONA
OTHER FUNDS
STATEMENT OF EXPENDITURES - APPROPRIATION TO ACTUAL
BUDGETARY (LEGAL) BASIS
FOR THE YEAR ENDED JUNE 30, 2021**

AGY	BFY	FUND	APCAT	APPROPRIATION NAME	JULY 1, 2020	
					CONTINUING APPROPRIATION AUTHORITY	GENERAL APPROPRIATIONS
AGA	2021	2014	AG11121	FEDERALISM UNIT	-	1,002,200
AGA	2021	2014	AG11128	GOVERNMENT ACCOUNTABILITY AND SPECIAL LITIGATION	-	1,208,700
AGA	2021	2014	AG11111	OPERATING LUMP SUM APPROPRIATION	-	5,868,100
AGA	2021	2014	AG11122	SOUTHERN ARIZONA DRUG ENFORCEMENT	-	319,000
AGA	2021	2014	AG11123	TOBACCO ENFORCEMENT	-	736,400
AGA	2021	2014	AG11130	VOTER FRAUD UNIT	-	530,000
TOTAL CONSUMER PROTECTION FRAUD REVOLVING FUND					\$ -	\$ 9,664,400
AGA	2020	2016	AG11111	ADMIN ADJUSTMENT OPERATING LUMP SUM APPROPRIATION	\$ -	\$ -
AGA	2021	2016	AG11111	OPERATING LUMP SUM APPROPRIATION	-	148,600
TOTAL ANTITRUST ENFORCEMENT REVOLVING FUND					\$ -	\$ 148,600
AGA	2020	2132	AG11111	ADMIN ADJUSTMENT OPERATING LUMP SUM APPROPRIATION	\$ -	\$ -
AGA	2021	2132	AG11111	OPERATING LUMP SUM APPROPRIATION	-	6,914,700
TOTAL ATTORNEY GENERAL COLLECTION ENFORCEMENT FUND					\$ -	\$ 6,914,700
AGA	2019	2573	AG11127	ADMIN ADJUSTMENT CASE MANAGEMENT SYSTEM UPGRADE	\$ -	\$ -
AGA	2018	2573	AG11125	GRANTS FOR OPIOID EDUCATION AND PREVENTION EFFORTS	69,343	-
TOTAL CONSUMER RESTITUTION AND REMEDIATION REVOLVING FUND					\$ 69,343	\$ -
AGA	2020	2657	AG11111	ADMIN ADJUSTMENT OPERATING LUMP SUM APPROPRIATION	\$ -	\$ -
AGA	2021	2657	AG11111	OPERATING LUMP SUM APPROPRIATION	-	16,445,500
TOTAL ATTORNEY GENERAL AGENCY SERVICES FUND					\$ -	\$ 16,445,500
AGA	2013	3180	AG77610	PAD NATIONAL MORTGAGE SETTLEMENT	\$ 15,416,711	\$ -
TOTAL COURT ORDERED TRUST FUND					\$ 15,416,711	\$ -
AGA	2020	3215	AG88888	ADMIN ADJUSTMENT VICTIMS RIGHTS	\$ -	\$ -
AGA	2021	3215	AG88888	VICTIMS RIGHTS	-	3,767,700
TOTAL VICTIMS RIGHTS FUND					\$ -	\$ 3,767,700
AGA	2016	3217	AG11124	INTERNET CRIMES AGAINST CHILDREN ENFORCEMENT	\$ 1,484,678	\$ -
AGA	2020	3217	AG11124	INTERNET CRIMES AGAINST CHILDREN ENFORCEMENT	900,000	-
AGA	2021	3217	AG11124	INTERNET CRIMES AGAINST CHILDREN ENFORCEMENT	-	900,000
TOTAL INTERNET CRIMES AGAINST CHILDREN ENFORCEMENT FUND					\$ 2,384,678	\$ 900,000
AGA	2020	4216	AG11120	ADMIN ADJUSTMENT RISK MANAGEMENT ISA	\$ -	\$ -
AGA	2019	4216	AG11126	ELECTION LITIGATION	26,638	-
AGA	2021	4216	AG11120	RISK MANAGEMENT ISA	-	9,590,000
TOTAL RISK MANAGEMENT FUND					\$ 26,638	\$ 9,590,000
AGA	2020	4240	AG11111	ADMIN ADJUSTMENT OPERATING LUMP SUM APPROPRIATION	\$ -	\$ -
AGA	2021	4240	AG11111	OPERATING LUMP SUM APPROPRIATION	-	2,105,000
TOTAL AG LEGAL SERVICES COST ALLOCATION FUND					\$ -	\$ 2,105,000
ARIZONA EXPOSITION AND STATE FAIR BOARD						
CLA	2020	4001	CL11000	ADMIN ADJUSTMENT OPERATING LUMP SUM APPROPRIATION	\$ -	\$ -
CLA	2020	4001	CL33000	FAIRGROUNDS CAPITAL IMPROVEMENT	145,342	-
CLA	2021	4001	CL11000	OPERATING LUMP SUM APPROPRIATION	-	13,282,200
TOTAL ARIZONA EXPOSITION AND STATE FAIR FUND					\$ 145,342	\$ 13,282,200
DEPARTMENT OF HOUSING						
HDA	2021	2235	HD10000	OPERATING LUMP SUM APPROPRIATION	\$ -	\$ 322,200
TOTAL HOUSING TRUST FUND					\$ -	\$ 322,200
LEGISLATIVE COUNCIL						

See accompanying notes to financial statements.

CAPITAL OUTLAY APPROPRIATIONS	SUPPLEMENTAL APPROPRIATIONS, MID-YEAR		NET		LAPSED APPROPRIATION AUTHORITY	JUNE 30, 2021 CONTINUING APPROPRIATION AUTHORITY
	REVERSIONS AND ADJUSTMENTS	APPROPRIATIONS	EXPENDITURES	APPROPRIATION AUTHORITY		
-	46,700	1,048,900	820,355	228,545	-	
-	43,300	1,252,000	899,832	352,168	-	
-	175,400	6,043,500	5,800,713	242,787	-	
-	-	319,000	301,204	17,796	-	
-	9,500	745,900	-	745,900	-	
-	-	530,000	482,482	47,518	-	
\$ -	\$ 4,134,010	\$ 13,798,410	\$ 12,160,944	\$ 1,637,467	\$ -	
\$ -	\$ 2,959	\$ 2,959	\$ 2,959	\$ -	\$ -	
-	3,900	152,500	144,542	7,958	-	
\$ -	\$ 6,859	\$ 155,459	\$ 147,501	\$ 7,958	\$ -	
\$ -	\$ 350,891	\$ 350,891	\$ 350,891	\$ -	\$ -	
-	218,000	7,132,700	6,857,723	274,977	-	
\$ -	\$ 568,891	\$ 7,483,591	\$ 7,208,614	\$ 274,977	\$ -	
\$ -	\$ 45,126	\$ 45,126	\$ 45,126	\$ -	\$ -	
-	-	69,343	31,580	-	37,763	
\$ -	\$ 45,126	\$ 114,468	\$ 76,705	\$ -	\$ 37,763	
\$ -	\$ 500,578	\$ 500,578	\$ 500,578	\$ -	\$ -	
-	535,000	16,980,500	15,378,736	1,601,764	-	
\$ -	\$ 1,035,578	\$ 17,481,078	\$ 15,879,314	\$ 1,601,764	\$ -	
\$ -	\$ -	\$ 15,416,711	\$ 853,799	\$ -	\$ 14,562,913	
\$ -	\$ -	\$ 15,416,711	\$ 853,799	\$ -	\$ 14,562,913	
\$ -	\$ 9,884	\$ 9,884	\$ 9,884	\$ -	\$ -	
-	15,600	3,783,300	2,466,889	1,316,411	-	
\$ -	\$ 25,484	\$ 3,793,184	\$ 2,476,773	\$ 1,316,411	\$ -	
\$ -	\$ -	\$ 1,484,678	\$ 479,057	\$ -	\$ 1,005,621	
-	-	900,000	661,429	238,571	-	
-	-	900,000	-	-	900,000	
\$ -	\$ -	\$ 3,284,678	\$ 1,140,486	\$ 238,571	\$ 1,905,621	
\$ -	\$ 548,858	\$ 548,858	\$ 548,858	\$ -	\$ -	
-	-	26,638	26,638	-	-	
-	337,300	9,927,300	9,394,369	532,931	-	
\$ -	\$ 886,158	\$ 10,502,796	\$ 9,969,865	\$ 532,931	\$ -	
\$ -	\$ 47,905	\$ 47,905	\$ 47,905	\$ -	\$ -	
-	61,600	2,166,600	1,623,615	542,985	-	
\$ -	\$ 109,505	\$ 2,214,505	\$ 1,671,520	\$ 542,985	\$ -	
\$ -	\$ 32,274	\$ 32,274	\$ 32,274	\$ -	\$ -	
-	-	145,342	38,074	107,268	-	
-	241,500	13,523,700	3,342,934	10,180,766	-	
\$ -	\$ 273,774	\$ 13,701,316	\$ 3,413,282	\$ 10,288,034	\$ -	
\$ -	\$ 10,300	\$ 332,500	\$ 332,500	\$ -	\$ -	
\$ -	\$ 10,300	\$ 332,500	\$ 332,500	\$ -	\$ -	

See accompanying notes to financial statements.

**STATE OF ARIZONA
OTHER FUNDS
STATEMENT OF EXPENDITURES - APPROPRIATION TO ACTUAL
BUDGETARY (LEGAL) BASIS
FOR THE YEAR ENDED JUNE 30, 2021**

AGY	BFY	FUND	APCAT	APPROPRIATION NAME	JULY 1, 2020	
					CONTINUING APPROPRIATION AUTHORITY	GENERAL APPROPRIATIONS
LCA	2017	2047	LC12000	TELECOMMUNICATION FUND FOR THE DEAF	\$ 250,000	\$ -
TOTAL TELECOMMUNICATION FOR THE DEAF FUND					\$ 250,000	\$ -
ARIZONA STATE LOTTERY COMMISSION						
LOA	2020	2122	LO30000	ADMIN ADJUSTMENT ADVERTISING	\$ -	\$ -
LOA	2020	2122	LO70000	ADMIN ADJUSTMENT ON-LINE VENDOR FEES	-	-
LOA	2020	2122	LO10000	ADMIN ADJUSTMENT OPERATING LUMP SUM APPROPRIATION	-	-
LOA	2020	2122	LO40000	ADMIN ADJUSTMENT PRINTING OF INSTANT TICKETS	-	-
LOA	2020	2122	LO50000	ADMIN ADJUSTMENT SALES COMMISSIONS TO TICKET RETAILERS	-	-
LOA	2021	2122	LO30000	ADVERTISING	-	15,500,000
LOA	2020	2122	LO91000	BUILDING RENEWAL	120,487	-
LOA	2021	2122	LO91000	BUILDING RENEWAL	-	-
LOA	2021	2122	LO51000	COMMISSIONS TO CHARITABLE ORGANIZATIONS	-	1,643,000
LOA	2021	2122	LO70000	ON-LINE VENDOR FEES	-	12,070,100
LOA	2021	2122	LO10000	OPERATING LUMP SUM APPROPRIATION	-	9,221,400
LOA	2021	2122	LO40000	PRINTING OF INSTANT TICKETS	-	30,492,400
LOA	2021	2122	LO50000	SALES COMMISSIONS TO TICKET RETAILERS	-	78,960,700
TOTAL STATE LOTTERY FUND					\$ 120,487	\$ 147,887,600
PERSONNEL BOARD						
PBA	2020	1107	PB10000	ADMIN ADJUSTMENT OPERATING LUMP SUM APPROPRIATION	\$ -	\$ -
PBA	2021	1107	PB18000	ANNUAL REVERSION ARS 41-750C	-	-
PBA	2021	1107	PB10000	OPERATING LUMP SUM APPROPRIATION	-	325,900
TOTAL PERSONNEL DIVISION FUND					\$ -	\$ 325,900
ARIZONA PARENTS COMMISSION ON DRUG EDU AND PREVENTION						
PCA	2017	2277	PC25000	PARENTS COMM ON MIDDLE AND HIGH SCHOOL PREVENTION EDUCATION	\$ 300,000	\$ -
TOTAL DRUG TREATMENT AND EDUCATION FUND					\$ 300,000	\$ -
ARIZONA STATE RETIREMENT SYSTEM (ASRS)						
RTA	2020	1401	RT16000	ADMIN ADJUSTMENT OPERATING LUMP SUM APPROPRIATION	\$ -	\$ -
RTA	2016	1401	RT20000	AUTOMATION UPGRADES	35,438	-
RTA	2017	1401	RT20000	AUTOMATION UPGRADES	1,322,420	-
RTA	2021	1401	RT16000	OPERATING LUMP SUM APPROPRIATION	-	22,394,000
TOTAL AZ RETIREMENT SYSTEM ADMIN ACCOUNT					\$ 1,357,859	\$ 22,394,000
RTA	2020	1408	RT16000	ADMIN ADJUSTMENT OPERATING LUMP SUM APPROPRIATION	\$ -	\$ -
RTA	2021	1408	RT16000	OPERATING LUMP SUM APPROPRIATION	-	1,800,000
TOTAL LTD TRUST FUND ADMINISTRATION ACCOUNT					\$ -	\$ 1,800,000
DEPARTMENT OF REVENUE						
RVA	2020	1306	RV10000	ADMIN ADJUSTMENT OPERATING LUMP SUM APPROPRIATION	\$ -	\$ -
RVA	2021	1306	RV10000	OPERATING LUMP SUM APPROPRIATION	-	681,500
TOTAL TOBACCO TAX AND HEALTH CARE FUND					\$ -	\$ 681,500
RVA	2021	1601	RV20010	VETERANS' INCOME TAX SETTLEMENT - ADMIN	-	-
TOTAL VETERANS' INCOME TAX SETTLEMENT FUND					\$ -	\$ -
RVA	2020	1993	RV10005	ADMIN ADJUSTMENT BRITS OPERATIONAL SUPPORT	\$ -	\$ -
RVA	2020	1993	RV10000	ADMIN ADJUSTMENT OPERATING LUMP SUM APPROPRIATION	-	-
RVA	2020	1993	RV10020	ADMIN ADJUSTMENT OUT OF STATE TPT ADMINISTRATION	-	-
RVA	2021	1993	RV10005	BRITS OPERATIONAL SUPPORT	-	5,527,300
RVA	2021	1993	RV10000	OPERATING LUMP SUM APPROPRIATION	-	39,346,900
RVA	2021	1993	RV10004	UNCLAIMED PROPERTY ADMINISTRATION-AUDIT	-	1,368,800
TOTAL DEPARTMENT OF REVENUE ADMINISTRATIVE FUND					\$ -	\$ 46,243,000
RVA	2020	2179	RV10000	ADMIN ADJUSTMENT OPERATING LUMP SUM APPROPRIATION	\$ -	\$ -

See accompanying notes to financial statements.

CAPITAL OUTLAY APPROPRIATIONS	SUPPLEMENTAL APPROPRIATIONS, MID-YEAR		NET APPROPRIATIONS	EXPENDITURES	LAPSED APPROPRIATION AUTHORITY	JUNE 30, 2021 CONTINUING APPROPRIATION AUTHORITY
	REVERSIONS AND ADJUSTMENTS					
\$ -	\$ -	\$ 250,000	\$ -	\$ -	\$ -	\$ 250,000
\$ -	\$ -	\$ 250,000	\$ -	\$ -	\$ -	\$ 250,000
\$ -	\$ 2,124,298	\$ 2,124,298	\$ 2,124,298	\$ -	\$ -	\$ -
-	232,032	232,032	232,032	-	-	-
-	185,129	185,129	185,129	-	-	-
-	1,247,856	1,247,856	1,247,856	-	-	-
-	1,946,003	1,946,003	1,946,003	-	-	-
-	-	15,500,000	13,839,062	1,660,938	-	-
-	-	120,487	110,307	10,180	-	-
146,700	-	146,700	-	-	-	146,700
-	(45,825)	1,597,175	1,452,166	145,009	-	-
-	1,444,662	13,514,762	13,514,592	170	-	-
-	277,300	9,498,700	9,184,414	314,286	-	-
-	9,893,422	40,385,822	36,304,941	4,080,881	-	-
-	21,236,504	100,197,204	88,196,640	12,000,564	-	-
\$ 146,700	\$ 38,541,380	\$ 186,696,168	\$ 168,337,438	\$ 18,212,029	\$ -	\$ 146,700
\$ -	\$ 5,485	\$ 5,485	\$ 5,485	\$ -	\$ -	\$ -
-	372,474	372,474	372,474	-	-	-
-	6,600	332,500	140,995	191,505	-	-
\$ -	\$ 384,560	\$ 710,460	\$ 518,955	\$ 191,505	\$ -	\$ -
\$ -	\$ -	\$ 300,000	\$ -	\$ 300,000	\$ -	\$ -
\$ -	\$ -	\$ 300,000	\$ -	\$ 300,000	\$ -	\$ -
\$ -	\$ 343,950	\$ 343,950	\$ 343,950	\$ -	\$ -	\$ -
-	-	35,438	35,438	-	-	-
-	-	1,322,420	1,306,272	-	16,148	-
-	726,800	23,120,800	21,952,966	1,167,834	-	-
\$ -	\$ 1,070,750	\$ 24,822,608	\$ 23,638,626	\$ 1,167,834	\$ -	\$ 16,148
\$ -	\$ 114,866	\$ 114,866	\$ 114,866	\$ -	\$ -	\$ -
-	-	1,800,000	1,279,390	520,610	-	-
\$ -	\$ 114,866	\$ 1,914,866	\$ 1,394,256	\$ 520,610	\$ -	\$ -
\$ -	\$ 736	\$ 736	\$ 736	\$ -	\$ -	\$ -
-	13,200	694,700	637,158	57,542	-	-
\$ -	\$ 13,936	\$ 695,436	\$ 637,894	\$ 57,542	\$ -	\$ -
-	84,744	84,744	58	84,686	-	-
\$ -	\$ 84,744	\$ 84,744	\$ 58	\$ 84,686	\$ -	\$ -
\$ -	\$ 24,311	\$ 24,311	\$ 24,311	\$ -	\$ -	\$ -
-	548,157	548,157	548,157	-	-	-
-	397	397	397	-	-	-
-	96,900	5,624,200	5,531,569	92,631	-	-
-	1,133,100	40,480,000	38,563,917	1,916,083	-	-
-	1,250,000	2,618,800	2,443,399	175,401	-	-
\$ -	\$ 3,052,866	\$ 49,295,866	\$ 47,111,751	\$ 2,184,115	\$ -	\$ -
\$ -	\$ 552	\$ 552	\$ 552	\$ -	\$ -	\$ -

See accompanying notes to financial statements.

**STATE OF ARIZONA
OTHER FUNDS
STATEMENT OF EXPENDITURES - APPROPRIATION TO ACTUAL
BUDGETARY (LEGAL) BASIS
FOR THE YEAR ENDED JUNE 30, 2021**

AGY	BFY	FUND	APCAT	APPROPRIATION NAME	JULY 1, 2020	
					CONTINUING APPROPRIATION AUTHORITY	GENERAL APPROPRIATIONS
RVA	2021	2179	RV10000	OPERATING LUMP SUM APPROPRIATION	-	805,600
TOTAL DEPARTMENT OF REVENUE LIABILITY SETOFF FUND					\$ -	\$ 805,600
SUPREME COURT (INCLUDING SUPERIOR COURT)						
SPA	2020	2075	SP02628	ADMIN ADJUSTMENT STATE AID	\$ -	\$ -
SPA	2021	2075	SP04542	AUTOMATION	-	1,666,500
SPA	2021	2075	SP01048	COMMUNITY PUNISHMENT	-	1,810,100
SPA	2021	2075	SP02627	JUVENILE CRIME REDUCTION	-	3,312,800
SPA	2021	2075	SP01031	OPERATING LUMP SUM	-	332,200
SPA	2021	2075	SP04000	OPERATING LUMP SUM APPROPRIATION	-	7,900
SPA	2021	2075	SP02628	STATE AID	-	2,725,300
TOTAL SUPREME COURT CJEF DISBURSEMENTS FUND					\$ -	\$ 9,854,800
SPA	2020	2246	SP04000	ADMIN ADJUSTMENT OPERATING LUMP SUM APPROPRIATION	\$ -	\$ -
SPA	2021	2246	SP01078	ADULT INTENSIVE PROBATION	-	1,535,200
SPA	2021	2246	SP01016	ADULT STANDARD PROBATION	-	3,774,100
SPA	2021	2246	SP04542	AUTOMATION	-	11,478,900
SPA	2021	2246	SP01033	CENTRALIZED SERVICE PAYMENTS	-	449,900
SPA	2021	2246	SP04552	COURTHOUSE SECURITY	-	750,000
SPA	2021	2246	SP01050	INTERSTATE COMPACT	-	92,800
SPA	2021	2246	SP01073	JUVENILE STANDARD PROBATION	-	150,000
SPA	2021	2246	SP01031	OPERATING LUMP SUM	-	13,200
SPA	2021	2246	SP04000	OPERATING LUMP SUM APPROPRIATION	-	2,643,200
TOTAL JUDICIAL COLLECTION ENHANCEMENT FUND					\$ -	\$ 20,887,300
SPA	2021	2247	SP04542	AUTOMATION	\$ -	\$ 3,513,700
SPA	2021	2247	SP04000	OPERATING LUMP SUM APPROPRIATION	-	712,400
TOTAL DEFENSIVE DRIVING SCHOOL FUND					\$ -	\$ 4,226,100
SPA	2021	2275	SP04542	AUTOMATION	\$ -	\$ 80,600
SPA	2021	2275	SP01083	COURT APPOINTED SPECIAL ADVOCATE	-	3,520,700
TOTAL COURT APPOINTED SPECIAL ADVOCATE FUND					\$ -	\$ 3,601,300
SPA	2021	2276	SP04000	OPERATING LUMP SUM APPROPRIATION	\$ -	\$ 492,100
TOTAL CONFIDENTIAL INTERMEDIARY-FIDUCIARY FUND					\$ -	\$ 492,100
SPA	2021	2277	SP01048	COMMUNITY PUNISHMENT	\$ -	\$ 500,200
SPA	2021	2277	SP01031	OPERATING LUMP SUM	-	2,700
TOTAL DRUG TREATMENT AND EDUCATION FUND					\$ -	\$ 502,900
SPA	2021	2446	SP02628	STATE AID	\$ -	\$ 2,945,300
TOTAL STATE AID TO THE COURTS FUND					\$ -	\$ 2,945,300
SECRETARY OF STATE						
STA	2018	2357	ST32000	ADMIN ADJUSTMENT HELP AMERICA VOTE ACT	\$ -	\$ -
STA	2020	2357	ST23001	ELECTION SYSTEMS IMPROVEMENT FOR COUNTIES	5,043,464	-
STA	2020	2357	ST23002	ELECTION SYSTEMS IMPROVEMENT FOR SECRETARY OF STATE	1,338,100	-
STA	2019	2357	ST32000	OTHER HELP AMERICA VOTE ACT PROJECTS	1,817,150	-
TOTAL ELECTION SYSTEMS IMPROVEMENT FUND					\$ 8,198,714	\$ -
STA	2020	2431	ST10000	ADMIN ADJUSTMENT OPERATING LUMP SUM APPROPRIATION	\$ -	\$ -
STA	2014	2431	ST12009	BUILDING RENOVATION AND CODE COMPLIANCE	102,797	-
STA	2021	2431	ST10000	OPERATING LUMP SUM APPROPRIATION	-	742,800
TOTAL RECORDS SERVICES FUND					\$ 102,797	\$ 742,800

STATE TREASURER

See accompanying notes to financial statements.

CAPITAL OUTLAY APPROPRIATIONS	SUPPLEMENTAL APPROPRIATIONS, MID-YEAR		NET APPROPRIATIONS	EXPENDITURES	LAPSED APPROPRIATION AUTHORITY	JUNE 30, 2021 CONTINUING APPROPRIATION AUTHORITY
	REVERSIONS AND ADJUSTMENTS					
-	9,900	815,500	717,104	98,396	-	
\$ -	\$ 10,452	\$ 816,052	\$ 717,657	\$ 98,396	\$ -	
\$ -	\$ 28,058	\$ 28,058	\$ 28,058	\$ -	\$ -	
-	33,200	1,699,700	1,319,256	380,444	-	
-	-	1,810,100	601,021	1,209,079	-	
-	14,200	3,327,000	766,439	2,560,561	-	
-	6,500	338,700	250,893	87,807	-	
-	-	7,900	-	7,900	-	
-	64,200	2,789,500	1,753,515	1,035,985	-	
\$ -	\$ 146,158	\$ 10,000,958	\$ 4,719,183	\$ 5,281,775	\$ -	
\$ -	\$ 99,995	\$ 99,995	\$ 99,995	\$ -	\$ -	
-	-	1,535,200	714,684	820,516	-	
-	-	3,774,100	1,761,720	2,012,380	-	
-	277,700	11,756,600	7,366,272	4,390,328	-	
-	-	449,900	79,520	370,380	-	
-	-	750,000	749,102	898	-	
-	-	92,800	86,699	6,101	-	
-	-	150,000	-	150,000	-	
-	500	13,700	-	13,700	-	
-	48,900	2,692,100	1,990,696	701,404	-	
\$ -	\$ 427,095	\$ 21,314,395	\$ 12,848,688	\$ 8,465,707	\$ -	
\$ -	\$ 69,900	\$ 3,583,600	\$ 2,609,833	\$ 973,767	\$ -	
-	20,900	733,300	578,789	154,511	-	
\$ -	\$ 90,800	\$ 4,316,900	\$ 3,188,622	\$ 1,128,278	\$ -	
\$ -	\$ 2,000	\$ 82,600	\$ 78,869	\$ 3,731	\$ -	
-	24,200	3,544,900	3,515,685	29,215	-	
\$ -	\$ 26,200	\$ 3,627,500	\$ 3,594,554	\$ 32,946	\$ -	
\$ -	\$ 17,300	\$ 509,400	\$ 354,510	\$ 154,890	\$ -	
\$ -	\$ 17,300	\$ 509,400	\$ 354,510	\$ 154,890	\$ -	
\$ -	\$ -	\$ 500,200	\$ 500,200	\$ -	\$ -	
-	-	2,700	-	2,700	-	
\$ -	\$ -	\$ 502,900	\$ 500,200	\$ 2,700	\$ -	
\$ -	\$ 1,000	\$ 2,946,300	\$ 1,863,442	\$ 1,082,858	\$ -	
\$ -	\$ 1,000	\$ 2,946,300	\$ 1,863,442	\$ 1,082,858	\$ -	
\$ -	\$ 557,618	\$ 557,618	\$ 557,618	\$ -	\$ -	
-	-	5,043,464	2,720,550	-	2,322,914	
-	-	1,338,100	161,465	-	1,176,635	
-	-	1,817,150	1,216,510	-	600,639	
\$ -	\$ 557,618	\$ 8,756,331	\$ 4,656,143	\$ -	\$ 4,100,188	
\$ -	\$ 58,198	\$ 58,198	\$ 58,198	\$ -	\$ -	
-	-	102,797	-	-	102,797	
-	2,000	744,800	740,681	4,119	-	
\$ -	\$ 60,198	\$ 905,795	\$ 798,879	\$ 4,119	\$ 102,797	

See accompanying notes to financial statements.

**STATE OF ARIZONA
OTHER FUNDS
STATEMENT OF EXPENDITURES - APPROPRIATION TO ACTUAL
BUDGETARY (LEGAL) BASIS
FOR THE YEAR ENDED JUNE 30, 2021**

AGY	BFY	FUND	APCAT	APPROPRIATION NAME	JULY 1, 2020	
					CONTINUING APPROPRIATION AUTHORITY	GENERAL APPROPRIATIONS
TRA	2021	2111	TR31801	LAW ENFORCEMENT AND BOATING SAFETY DIST	\$ -	\$ 2,183,800
TOTAL LAW ENFORCEMENT AND BOATING SAFETY FUND					\$ -	\$ 2,183,800
TRA	2020	3795	TR31101	ADMIN ADJUSTMENT OPERATING LUMP SUM APPROPRIATION	\$ -	\$ -
TRA	2021	3795	TR31101	OPERATING LUMP SUM APPROPRIATION	-	3,350,800
TOTAL STATE TREASURER'S OPERATING FUND					\$ -	\$ 3,350,800
TOTAL GENERAL GOVERNMENT					\$ 44,848,231	\$ 528,283,800
HEALTH AND WELFARE						
DEPARTMENT OF CHILD SAFETY						
CHA	2020	2000	CH02	ADMIN ADJUSTMENT CONGREGATE GROUP CARE	\$ -	\$ -
CHA	2020	2000	CHC1	ADMIN ADJUSTMENT DCS - CASEWORKERS	-	-
CHA	2020	2000	CHD1	ADMIN ADJUSTMENT DCS - NEW CASE AIDES	-	-
CHA	2020	2000	CHPS	ADMIN ADJUSTMENT DCS - PREVENTIVE SERVICES	-	-
CHA	2020	2000	CH03	ADMIN ADJUSTMENT DCS ADOPTION SERVICES	-	-
CHA	2020	2000	CH20	ADMIN ADJUSTMENT DCS CHILD CARE SUBSIDY	-	-
CHA	2020	2000	CH23	ADMIN ADJUSTMENT DCS FOSTER HOME RECRUITMENT, STUDY AND SUPERVISION	-	-
CHA	2020	2000	CH11	ADMIN ADJUSTMENT DCS IN-HOME MITIGATION	-	-
CHA	2020	2000	CH14	ADMIN ADJUSTMENT DCS INSPECTIONS BUREAU	-	-
CHA	2020	2000	CH01	ADMIN ADJUSTMENT DCS OPERATING LUMP SUM	-	-
CHA	2020	2000	CH12	ADMIN ADJUSTMENT DCS OUT-OF-HOME SUPPORT SERVICES	-	-
CHA	2020	2000	CH10	ADMIN ADJUSTMENT DCS RECORDS RETENTION STAFF	-	-
CHA	2020	2000	CH19	ADMIN ADJUSTMENT DCS TRAINING RESOURCES	-	-
CHA	2021	2000	CH02	CONGREGATE GROUP CARE	-	58,712,900
CHA	2021	2000	CHC1	DCS - CASEWORKERS	-	62,332,300
CHA	2021	2000	CHD1	DCS - NEW CASE AIDES	-	1,789,100
CHA	2021	2000	CHPS	DCS - PREVENTIVE SERVICES	-	11,148,300
CHA	2021	2000	CH03	DCS ADOPTION SERVICES	-	193,292,660
CHA	2021	2000	CH07	DCS ATTORNEY GENERAL LEGAL SERVICES	-	5,780,900
CHA	2021	2000	CH20	DCS CHILD CARE SUBSIDY	-	49,559,400
CHA	2021	2000	CH24	DCS EXTENDED FOSTER CARE	-	6,153,900
CHA	2021	2000	CH04	DCS FOSTER CARE PLACEMENT	-	29,104,000
CHA	2021	2000	CH23	DCS FOSTER HOME RECRUITMENT, STUDY AND SUPERVISION	-	13,101,440
CHA	2021	2000	CH11	DCS IN-HOME MITIGATION	-	20,557,100
CHA	2021	2000	CH14	DCS INSPECTIONS BUREAU	-	1,145,500
CHA	2021	2000	CH16	DCS OFFICE OF CHILD WELFARE INVESTIGATIONS	-	202,000
CHA	2021	2000	CH01	DCS OPERATING LUMP SUM	-	55,179,900
CHA	2021	2000	CH12	DCS OUT-OF-HOME SUPPORT SERVICES	-	105,398,800
CHA	2021	2000	CH13	DCS OVERTIME	-	6,225,200
CHA	2021	2000	CH06	DCS PERMANENT GUARDIAN SUBSIDY	-	1,943,000
CHA	2021	2000	CH10	DCS RECORDS RETENTION STAFF	-	96,000
CHA	2021	2000	CH19	DCS TRAINING RESOURCES	-	9,000,000
CHA	2021	2000	CH09	KINSHIP CARE	-	500,000
TOTAL FEDERAL GRANT FUND					\$ -	\$ 631,222,400
CHA	2021	2162	CH11	DCS IN-HOME MITIGATION	\$ -	\$ 1,459,300
TOTAL CHILD ABUSE PREVENTION FUND					\$ -	\$ 1,459,300
CHA	2020	2173	CHC1	ADMIN ADJUSTMENT DCS - CASEWORKERS	\$ -	\$ -
CHA	2021	2173	CHC1	DCS - CASEWORKERS	-	207,100
TOTAL CHILD FAMILY SERVICES TRAINING PROGRAM FUND					\$ -	\$ 207,100
CHA	2020	2566	CH12047	UPGRADE CHILDRENS INFO LIBRARY AND DATA SOURCE SYSTEM AT DCS	\$ 4,343,629	\$ -
CHA	2021	2566	CH12047	UPGRADE CHILDRENS INFO LIBRARY AND DATA SOURCE SYSTEM AT DCS	-	4,992,800
TOTAL AUTOMATION PROJECTS FUND					\$ 4,343,629	\$ 4,992,800

See accompanying notes to financial statements.

CAPITAL OUTLAY APPROPRIATIONS	SUPPLEMENTAL APPROPRIATIONS, MID-YEAR		NET APPROPRIATIONS	EXPENDITURES	LAPSED APPROPRIATION AUTHORITY	JUNE 30, 2021 CONTINUING APPROPRIATION AUTHORITY
	REVERSIONS AND ADJUSTMENTS					
\$ -	\$ -	\$ 2,183,800	\$ -	\$ 2,183,800	\$ -	
\$ -	\$ -	\$ 2,183,800	\$ -	\$ 2,183,800	\$ -	
\$ -	\$ 423	\$ 423	\$ 423	\$ -	\$ -	
-	106,200	3,457,000	3,108,558	348,442	-	
\$ -	\$ 106,623	\$ 3,457,423	\$ 3,108,981	\$ 348,442	\$ -	
\$ 146,700	\$ 70,257,815	\$ 643,536,546	\$ 524,724,546	\$ 96,496,800	\$ 22,315,201	
\$ -	\$ 5,442,963	\$ 5,442,963	\$ 5,442,963	\$ -	\$ -	
-	242,228	242,228	242,228	-	-	
-	54,510	54,510	54,510	-	-	
-	1,190,308	1,190,308	1,190,308	-	-	
-	11,854,025	11,854,025	11,854,025	-	-	
-	5,734,920	5,734,920	5,734,920	-	-	
-	3,271,619	3,271,619	3,271,619	-	-	
-	7,966,155	7,966,155	7,966,155	-	-	
-	354,133	354,133	354,133	-	-	
-	534,369	534,369	534,369	-	-	
-	8,712,587	8,712,587	8,712,587	-	-	
-	567	567	567	-	-	
-	6,472,419	6,472,419	6,472,419	-	-	
-	-	58,712,900	52,312,143	6,400,757	-	
-	1,175,900	63,508,200	56,755,596	6,752,604	-	
-	61,800	1,850,900	1,581,494	269,406	-	
-	-	11,148,300	5,760,651	5,387,649	-	
-	-	193,292,660	182,252,303	11,040,357	-	
-	-	5,780,900	5,408,538	372,362	-	
-	-	49,559,400	40,038,902	9,520,498	-	
-	-	6,153,900	5,013,560	1,140,340	-	
-	-	29,104,000	25,819,542	3,284,458	-	
-	-	13,101,440	10,437,857	2,663,583	-	
-	-	20,557,100	9,431,235	11,125,865	-	
-	23,400	1,168,900	760,762	408,138	-	
-	600	202,600	103,000	99,600	-	
-	854,900	56,034,800	51,916,698	4,118,102	-	
-	-	105,398,800	41,847,183	63,551,617	-	
-	117,200	6,342,400	2,834,321	3,508,079	-	
-	-	1,943,000	1,943,000	-	-	
-	200	96,200	62,056	34,144	-	
-	-	9,000,000	8,986,574	13,426	-	
-	-	500,000	500,000	-	-	
\$ -	\$ 54,064,803	\$ 685,287,203	\$ 555,596,218	\$ 129,690,985	\$ -	
\$ -	\$ -	\$ 1,459,300	\$ -	\$ 1,459,300	\$ -	
\$ -	\$ -	\$ 1,459,300	\$ -	\$ 1,459,300	\$ -	
\$ -	\$ 59,064	\$ 59,064	\$ 59,064	\$ -	\$ -	
-	9,900	217,000	-	217,000	-	
\$ -	\$ 68,964	\$ 276,064	\$ 59,064	\$ 217,000	\$ -	
\$ -	\$ -	\$ 4,343,629	\$ 4,343,629	\$ -	\$ -	
-	-	4,992,800	3,060,014	-	1,932,786	
\$ -	\$ -	\$ 9,336,429	\$ 7,403,643	\$ -	\$ 1,932,786	

See accompanying notes to financial statements.

**STATE OF ARIZONA
OTHER FUNDS
STATEMENT OF EXPENDITURES - APPROPRIATION TO ACTUAL
BUDGETARY (LEGAL) BASIS
FOR THE YEAR ENDED JUNE 30, 2021**

AGY	BFY	FUND	APCAT	APPROPRIATION NAME	JULY 1, 2020	
					CONTINUING APPROPRIATION AUTHORITY	GENERAL APPROPRIATIONS
CHA	2021	4216	CHRS	LITIGATION EXPENSES	\$ -	\$ 2,602,000
TOTAL RISK MANAGEMENT FUND					\$ -	\$ 2,602,000
DEPARTMENT OF ECONOMIC SECURITY						
DEA	2020	2000	DE11	ADMIN ADJUSTMENT ATTORNEY GENERAL LEGAL SERVICES	\$ -	\$ -
DEA	2020	2000	DE53	ADMIN ADJUSTMENT CHILD CARE SUBSIDY	-	-
DEA	2020	2000	DE62	ADMIN ADJUSTMENT COMMUNITY AND EMERGENCY SERVICES	-	-
DEA	2020	2000	DE64	ADMIN ADJUSTMENT COORDINATED HOMELESS PROGRAM	-	-
DEA	2020	2000	DE33	ADMIN ADJUSTMENT COORDINATED HUNGER	-	-
DEA	2020	2000	DE00	ADMIN ADJUSTMENT DES OPERATING LUMP SUM	-	-
DEA	2020	2000	DE65	ADMIN ADJUSTMENT DOMESTIC VIOLENCE PREVENTION	-	-
DEA	2020	2000	DE54	ADMIN ADJUSTMENT JOBS	-	-
DEA	2020	2000	DE51	ADMIN ADJUSTMENT WORKFORCE INVESTMENT ACT SERVICES	-	-
DEA	2021	2000	DE11	ATTORNEY GENERAL LEGAL SERVICES	-	134,300
DEA	2021	2000	DE53	CHILD CARE SUBSIDY	-	169,095,000
DEA	2021	2000	DE62	COMMUNITY AND EMERGENCY SERVICES	-	3,724,000
DEA	2021	2000	DE64	COORDINATED HOMELESS PROGRAM	-	1,649,500
DEA	2021	2000	DE33	COORDINATED HUNGER	-	500,000
DEA	2021	2000	DE00	DES OPERATING LUMP SUM	-	34,982,500
DEA	2021	2000	DE65	DOMESTIC VIOLENCE PREVENTION	-	6,620,700
DEA	2021	2000	DE54	JOBS	-	9,594,700
DEA	2021	2000	DE31	TANF CASH BENEFITS	-	22,736,400
DEA	2021	2000	DE51	WORKFORCE INVESTMENT ACT SERVICES	-	53,654,600
TOTAL FEDERAL GRANT FUND					\$ -	\$ 302,691,700
DEA	2020	2066	DE11	ADMIN ADJUSTMENT ATTORNEY GENERAL LEGAL SERVICES	\$ -	\$ -
DEA	2020	2066	DE22C	ADMIN ADJUSTMENT DDD COST EFFECTIVENESS STUDY	-	-
DEA	2020	2066	DE00	ADMIN ADJUSTMENT DES OPERATING LUMP SUM	-	-
DEA	2020	2066	DE54	ADMIN ADJUSTMENT JOBS	-	-
DEA	2021	2066	DE11	ATTORNEY GENERAL LEGAL SERVICES	-	5,000
DEA	2021	2066	DE22C	DDD COST EFFECTIVENESS STUDY	-	1,220,000
DEA	2021	2066	DE00	DES OPERATING LUMP SUM	-	2,075,300
DEA	2021	2066	DE65	DOMESTIC VIOLENCE PREVENTION	-	100,000
DEA	2021	2066	DE54	JOBS	-	1,110,900
TOTAL SPECIAL ADMINISTRATION FUND					\$ -	\$ 4,511,200
DEA	2020	2091	DE11	ADMIN ADJUSTMENT ATTORNEY GENERAL LEGAL SERVICES	\$ -	\$ -
DEA	2020	2091	DE71	ADMIN ADJUSTMENT COUNTY PARTICIPATION	-	-
DEA	2020	2091	DE00	ADMIN ADJUSTMENT DES OPERATING LUMP SUM	-	-
DEA	2021	2091	DE11	ATTORNEY GENERAL LEGAL SERVICES	-	9,597,800
DEA	2021	2091	DE71	COUNTY PARTICIPATION	-	8,740,200
DEA	2021	2091	DE00	DES OPERATING LUMP SUM	-	41,056,200
TOTAL CHILD SUPPORT ENFORCEMENT ADMINISTRATION FUND					\$ -	\$ 59,394,200
DEA	2020	2160	DE65	ADMIN ADJUSTMENT DOMESTIC VIOLENCE PREVENTION	\$ -	\$ -
DEA	2021	2160	DE65	DOMESTIC VIOLENCE PREVENTION	-	4,000,000
TOTAL DOMESTIC VIOLENCE SERVICES FUND					\$ -	\$ 4,000,000
DEA	2020	2217	DE00	ADMIN ADJUSTMENT DES OPERATING LUMP SUM	\$ -	\$ -
DEA	2021	2217	DE11	ATTORNEY GENERAL LEGAL SERVICES	-	91,100
DEA	2021	2217	DE00	DES OPERATING LUMP SUM	-	332,300
TOTAL PUBLIC ASSISTANCE COLLECTIONS FUND					\$ -	\$ 423,400
DEA	2020	2224	DE24	ADMIN ADJUSTMENT CASE MANAGEMENT-TITLE XIX	\$ -	\$ -
DEA	2020	2224	DE20A	ADMIN ADJUSTMENT DDD OPERATING LUMP SUM	-	-
DEA	2020	2224	DE20B	ADMIN ADJUSTMENT DDD PREMIUM TAX PAYMENT	-	-

See accompanying notes to financial statements.

CAPITAL OUTLAY APPROPRIATIONS	SUPPLEMENTAL APPROPRIATIONS, MID-YEAR REVERSIONS AND ADJUSTMENTS		NET APPROPRIATIONS		EXPENDITURES		LAPSED APPROPRIATION AUTHORITY	JUNE 30, 2021 CONTINUING APPROPRIATION AUTHORITY
\$ -	\$ -	\$ 2,602,000	\$ 1,110,094	\$ -	\$ 1,491,906			
\$ -	\$ -	\$ 2,602,000	\$ 1,110,094	\$ -	\$ 1,491,906			
\$ -	\$ 34,369	\$ 34,369	\$ 34,369	\$ -	\$ -			
-	24,071,462	24,071,462	24,071,462	-	-			
-	1,119,407	1,119,407	1,119,407	-	-			
-	10,862	10,862	10,862	-	-			
-	14,712	14,712	14,712	-	-			
-	6,413,230	6,413,230	6,413,230	-	-			
-	210,508	210,508	210,508	-	-			
-	1,164,643	1,164,643	1,164,643	-	-			
-	6,809,756	6,809,756	6,809,756	-	-			
-	3,300	137,600	124,783	12,817	-			
-	92,712,300	261,807,300	225,532,599	36,274,701	-			
-	-	3,724,000	1,870,449	1,853,551	-			
-	-	1,649,500	1,503,022	146,478	-			
-	-	500,000	500,000	-	-			
-	3,967,400	38,949,900	36,496,122	2,453,778	-			
-	-	6,620,700	6,279,497	341,203	-			
-	-	9,594,700	7,884,002	1,710,698	-			
-	-	22,736,400	20,677,148	2,059,252	-			
-	15,845,400	69,500,000	59,638,752	9,861,248	-			
\$ -	\$ 152,377,348	\$ 455,069,048	\$ 400,355,321	\$ 54,713,727	\$ -			
\$ -	\$ 3,732	\$ 3,732	\$ 3,732	\$ -	\$ -			
-	1,212,610	1,212,610	1,212,610	-	-			
-	26,851	26,851	26,851	-	-			
-	265,380	265,380	265,380	-	-			
-	100	5,100	1,260	3,840	-			
-	-	1,220,000	-	1,220,000	-			
-	38,700	2,114,000	1,812,995	301,005	-			
-	-	100,000	100,000	-	-			
-	-	1,110,900	-	1,110,900	-			
\$ -	\$ 1,547,372	\$ 6,058,572	\$ 3,422,827	\$ 2,635,746	\$ -			
\$ -	\$ 303,251	\$ 303,251	\$ 303,251	\$ -	\$ -			
-	1,045,303	1,045,303	1,045,303	-	-			
-	1,307,994	1,307,994	1,307,994	-	-			
-	349,500	9,947,300	7,365,903	2,581,397	-			
-	-	8,740,200	3,043,830	5,696,370	-			
-	980,000	42,036,200	38,990,606	3,045,594	-			
\$ -	\$ 3,986,048	\$ 63,380,248	\$ 52,056,888	\$ 11,323,360	\$ -			
\$ -	\$ 662,708	\$ 662,708	\$ 662,708	\$ -	\$ -			
-	-	4,000,000	2,347,010	1,652,990	-			
\$ -	\$ 662,708	\$ 4,662,708	\$ 3,009,718	\$ 1,652,990	\$ -			
\$ -	\$ 76,264	\$ 76,264	\$ 76,264	\$ -	\$ -			
-	-	91,100	-	91,100	-			
-	200	332,500	-	332,500	-			
\$ -	\$ 76,464	\$ 499,864	\$ 76,264	\$ 423,600	\$ -			
\$ -	\$ 1,839,535	\$ 1,839,535	\$ 1,839,535	\$ -	\$ -			
-	2,287,124	2,287,124	2,287,124	-	-			
-	53,731	53,731	53,731	-	-			

See accompanying notes to financial statements.

**STATE OF ARIZONA
OTHER FUNDS
STATEMENT OF EXPENDITURES - APPROPRIATION TO ACTUAL
BUDGETARY (LEGAL) BASIS
FOR THE YEAR ENDED JUNE 30, 2021**

AGY	BFY	FUND	APCAT	APPROPRIATION NAME	JULY 1, 2020	
					CONTINUING APPROPRIATION AUTHORITY	GENERAL APPROPRIATIONS
DEA	2020	2224	DE21A	ADMIN ADJUSTMENT DDD TARGETED CASE MANAGEMENT-MEDICAID	-	-
DEA	2020	2224	DE25	ADMIN ADJUSTMENT HOME AND COMMUNITY BASED SVC-TITLE XIX	-	-
DEA	2020	2224	DE26	ADMIN ADJUSTMENT INSTITUTIONAL SERVICES-TITLE XIX	-	-
DEA	2020	2224	DE27B	ADMIN ADJUSTMENT PHYSICAL AND BEHAVIORAL HEALTH SERVICES-MEDICAID	-	-
DEA	2020	2224	DE23	ADMIN ADJUSTMENT STATE FUNDED LONG-TERM CARE SERVICES	-	-
DEA	2020	2224	AA99999	ADMIN ADJUSTMENT SWEEPS	-	-
DEA	2021	2224	DE24	CASE MANAGEMENT-TITLE XIX	-	84,736,500
DEA	2021	2224	DE20A	DDD OPERATING LUMP SUM	-	103,453,100
DEA	2021	2224	DE20B	DDD PREMIUM TAX PAYMENT	-	43,472,900
DEA	2019	2224	DE2C	DDD PROVIDERS FLAGSTAFF SUPPLEMENTAL	500,000	-
DEA	2021	2224	DE21A	DDD TARGETED CASE MANAGEMENT-MEDICAID	-	11,151,100
DEA	2021	2224	DE25	HOME AND COMMUNITY BASED SVC-TITLE XIX	-	1,527,565,500
DEA	2021	2224	DE26	INSTITUTIONAL SERVICES-TITLE XIX	-	45,255,700
DEA	2021	2224	DE27B	PHYSICAL AND BEHAVIORAL HEALTH SERVICES-MEDICAID	-	392,821,600
DEA	2021	2224	DE23	STATE FUNDED LONG-TERM CARE SERVICES	-	26,559,600
TOTAL DEPT LONG-TERM CARE SYSTEM FUND					\$ 500,000	\$ 2,235,016,000
DEA	2020	2335	DE11	ADMIN ADJUSTMENT ATTORNEY GENERAL LEGAL SERVICES	\$ -	\$ -
DEA	2020	2335	DE00	ADMIN ADJUSTMENT DES OPERATING LUMP SUM	-	-
DEA	2020	2335	DE55	ADMIN ADJUSTMENT INDEPENDENT LIVING REHABILITATION SVCS	-	-
DEA	2020	2335	DE52	ADMIN ADJUSTMENT REHABILITATION SERVICES	-	-
DEA	2021	2335	DE11	ATTORNEY GENERAL LEGAL SERVICES	-	1,800
DEA	2021	2335	DE00	DES OPERATING LUMP SUM	-	546,900
DEA	2021	2335	DE55	INDEPENDENT LIVING REHABILITATION SVCS	-	1,123,400
DEA	2021	2335	DE52	REHABILITATION SERVICES	-	654,700
TOTAL SPINAL AND HEAD INJURIES TRUST FUND					\$ -	\$ 2,326,800
DEA	2021	3034	DEL	LOAN FOR REIMBURSEMENT GRANTS	\$ -	\$ -
TOTAL BUDGET STABILIZATION FUND					\$ -	\$ -
DEA	2020	9000	DE00	ADMIN ADJUSTMENT DES OPERATING LUMP SUM	\$ -	\$ -
DEA	2021	9000	DE00	DES OPERATING LUMP SUM	-	1,000,000
TOTAL INDIRECT COST RECOVERY FUND					\$ -	\$ 1,000,000
COMMISSION FOR THE DEAF AND THE HARD OF HEARING						
DFA	2020	2047	DF52000	ADMIN ADJUSTMENT OPERATING LUMP SUM APPROPRIATION	\$ -	\$ -
DFA	2020	2047	DF52050	ADMIN ADJUSTMENT SUPPORT SERVICES FOR THE DEAF-BLIND	-	-
DFA	2005	2047	DF53000	INTERPRETER CERT AND LICENSURE	248,992	-
DFA	2021	2047	DF52000	OPERATING LUMP SUM APPROPRIATION	-	4,432,900
DFA	2021	2047	DF52050	SUPPORT SERVICES FOR THE DEAF-BLIND	-	192,000
TOTAL TELECOMMUNICATION FOR THE DEAF FUND					\$ 248,992	\$ 4,624,900
DEPARTMENT OF ENVIRONMENTAL QUALITY						
EVA	2020	2082	EV10011	ADMIN ADJUSTMENT OPERATING LUMP SUM APPROPRIATION	\$ -	\$ -
EVA	2021	2082	EV22203	EMISSIONS CONTROL - CONTRACTOR PAYMENTS	-	21,119,500
EVA	2021	2082	EV10011	OPERATING LUMP SUM APPROPRIATION	-	5,468,500
TOTAL EMISSIONS INSPECTION FUND					\$ -	\$ 26,588,000
EVA	2020	2178	EV10011	ADMIN ADJUSTMENT OPERATING LUMP SUM APPROPRIATION	\$ -	\$ -
EVA	2021	2178	EV10011	OPERATING LUMP SUM APPROPRIATION	-	1,748,200
EVA	2021	2178	AA99999	SWEEPS	-	-
TOTAL HAZARDOUS WASTE MANAGEMENT FUND					\$ -	\$ 1,748,200
EVA	2020	2226	EV10011	ADMIN ADJUSTMENT OPERATING LUMP SUM APPROPRIATION	\$ -	\$ -
EVA	2021	2226	EV10011	OPERATING LUMP SUM APPROPRIATION	-	5,389,800
TOTAL AIR QUALITY FUND					\$ -	\$ 5,389,800

See accompanying notes to financial statements.

CAPITAL OUTLAY APPROPRIATIONS	SUPPLEMENTAL APPROPRIATIONS, MID-YEAR		NET APPROPRIATIONS	EXPENDITURES	LAPSED APPROPRIATION AUTHORITY	JUNE 30, 2021 CONTINUING APPROPRIATION AUTHORITY
	REVERSIONS AND ADJUSTMENTS					
-	537,506	537,506	537,506	537,506	-	-
-	125,566,368	125,566,368	125,566,368	125,566,368	-	-
-	9,241,984	9,241,984	9,241,984	9,241,984	-	-
-	50,611,122	50,611,122	50,611,122	50,611,122	-	-
-	503,665	503,665	503,665	503,665	-	-
-	49,770,792	49,770,792	49,770,792	49,770,792	-	-
-	2,219,000	86,955,500	69,740,378	17,215,122	-	-
-	(46,978,700)	56,474,400	43,852,682	12,621,718	-	-
-	3,000,000	46,472,900	46,411,517	61,383	-	-
-	-	500,000	-	500,000	-	-
-	264,400	11,415,500	8,300,340	3,115,160	-	-
-	397,100	1,527,962,600	1,410,887,612	117,074,988	-	-
-	717,500	45,973,200	36,102,080	9,871,120	-	-
-	45,222,100	438,043,700	429,631,241	8,412,459	-	-
-	4,200	26,563,800	23,114,494	3,449,306	-	-
\$ -	\$ 245,257,427	\$ 2,480,773,427	\$ 2,308,452,171	\$ 172,321,256	\$ -	\$ -
\$ -	\$ 191	\$ 191	\$ 191	\$ -	\$ -	\$ -
-	148,793	148,793	148,793	-	-	-
-	30,798	30,798	30,798	-	-	-
-	82,913	82,913	82,913	-	-	-
-	-	1,800	1,180	620	-	-
-	13,400	560,300	369,672	190,628	-	-
-	-	1,123,400	637,262	486,138	-	-
-	-	654,700	475,007	179,693	-	-
\$ -	\$ 276,095	\$ 2,602,895	\$ 1,745,817	\$ 857,078	\$ -	\$ -
\$ -	\$ 25,000,000	\$ 25,000,000	\$ -	\$ 25,000,000	\$ -	\$ -
\$ -	\$ 25,000,000	\$ 25,000,000	\$ -	\$ 25,000,000	\$ -	\$ -
\$ -	\$ 303,856	\$ 303,856	\$ 303,856	\$ -	\$ -	\$ -
-	-	1,000,000	-	1,000,000	-	-
\$ -	\$ 303,856	\$ 1,303,856	\$ 303,856	\$ 1,000,000	\$ -	\$ -
\$ -	\$ 358,940	\$ 358,940	\$ 358,940	\$ -	\$ -	\$ -
-	1,081	1,081	1,081	-	-	-
-	-	248,992	-	-	-	248,992
-	61,000	4,493,900	3,547,265	946,635	-	-
-	-	192,000	521	191,479	-	-
\$ -	\$ 421,022	\$ 5,294,913	\$ 3,907,807	\$ 1,138,115	\$ -	\$ 248,992
\$ -	\$ 326,145	\$ 326,145	\$ 326,145	\$ -	\$ -	\$ -
-	2,980,500	24,100,000	23,729,229	370,771	-	-
-	(2,902,700)	2,565,800	2,165,840	399,960	-	-
\$ -	\$ 403,945	\$ 26,991,945	\$ 26,221,214	\$ 770,731	\$ -	\$ -
\$ -	\$ 40,492	\$ 40,492	\$ 40,492	\$ -	\$ -	\$ -
-	36,800	1,785,000	1,531,851	253,149	-	-
-	90,436	90,436	90,436	-	-	-
\$ -	\$ 167,728	\$ 1,915,928	\$ 1,662,780	\$ 253,149	\$ -	\$ -
\$ -	\$ 22,581	\$ 22,581	\$ 22,581	\$ -	\$ -	\$ -
-	82,600	5,472,400	5,411,384	61,016	-	-
\$ -	\$ 105,181	\$ 5,494,981	\$ 5,433,965	\$ 61,016	\$ -	\$ -

See accompanying notes to financial statements.

**STATE OF ARIZONA
OTHER FUNDS
STATEMENT OF EXPENDITURES - APPROPRIATION TO ACTUAL
BUDGETARY (LEGAL) BASIS
FOR THE YEAR ENDED JUNE 30, 2021**

AGY	BFY	FUND	APCAT	APPROPRIATION NAME	JULY 1, 2020	
					CONTINUING APPROPRIATION AUTHORITY	GENERAL APPROPRIATIONS
EVA	2021	2271	EV10011	OPERATING LUMP SUM APPROPRIATION	\$ -	\$ 126,700
TOTAL UNDERGROUND STORAGE TANK REVOLVING FUND					\$ -	\$ 126,700
EVA	2020	2289	EV10011	ADMIN ADJUSTMENT OPERATING LUMP SUM APPROPRIATION	\$ -	\$ -
EVA	2021	2289	EV41000	EV WATER QUALITY FEE FUND DEPOSIT	-	-
EVA	2021	2289	EV10011	OPERATING LUMP SUM APPROPRIATION	-	1,361,800
TOTAL RECYCLING FUND					\$ -	\$ 1,361,800
EVA	2020	2328	EV10011	ADMIN ADJUSTMENT OPERATING LUMP SUM APPROPRIATION	\$ -	\$ -
EVA	2021	2328	EV10011	OPERATING LUMP SUM APPROPRIATION	-	7,155,700
TOTAL PERMIT ADMINISTRATION FUND					\$ -	\$ 7,155,700
EVA	2021	3031	EV10011	OPERATING LUMP SUM APPROPRIATION	\$ -	\$ 132,800
TOTAL EMERGENCY RESPONSE FUND					\$ -	\$ 132,800
EVA	2020	3110	EV10011	ADMIN ADJUSTMENT OPERATING LUMP SUM APPROPRIATION	\$ -	\$ -
EVA	2021	3110	EV10011	OPERATING LUMP SUM APPROPRIATION	-	1,247,800
TOTAL SOLID WASTE FEE FUND					\$ -	\$ 1,247,800
EVA	2020	4100	EV10011	ADMIN ADJUSTMENT OPERATING LUMP SUM APPROPRIATION	\$ -	\$ -
EVA	2021	4100	EV10011	OPERATING LUMP SUM APPROPRIATION	-	10,575,500
TOTAL WATER QUALITY FEE FUND					\$ -	\$ 10,575,500
EVA	2020	4150	EV10012	ADMIN ADJUSTMENT SAFE DRINKING WATER PROGRAM	\$ -	\$ -
EVA	2021	4150	EV10012	SAFE DRINKING WATER PROGRAM	-	1,812,000
TOTAL SAFE DRINKING WATER PROGRAM FUND					\$ -	\$ 1,812,000
EVA	2020	9000	EV10011	ADMIN ADJUSTMENT OPERATING LUMP SUM APPROPRIATION	\$ -	\$ -
EVA	2021	9000	EV10011	OPERATING LUMP SUM APPROPRIATION	-	13,615,900
TOTAL INDIRECT COST RECOVERY FUND					\$ -	\$ 13,615,900
ARIZONA HEALTH CARE COST CONTAINMENT SYSTEM						
HCA	2021	1306	HC14400	TRADITIONAL MEDICAID SERVICES	\$ -	\$ 65,627,200
TOTAL TOBACCO TAX AND HEALTH CARE FUND					\$ -	\$ 65,627,200
HCA	2021	1310	HC14300	PROPOSITION 204 SERVICES	\$ -	\$ 51,014,200
TOTAL TOBACCO PRODUCTS TAX FUND					\$ -	\$ 51,014,200
HCA	2021	2120	HC14500	ACA ADULT EXPANSION	\$ -	\$ 520,086,200
HCA	2020	2120	HC14500	ADMIN ADJUSTMENT ACA ADULT EXPANSION	-	-
HCA	2020	2120	HC11031	ADMIN ADJUSTMENT ADOA DATA CENTER	-	-
HCA	2020	2120	HC11040	ADMIN ADJUSTMENT ASSET VERIFICATION SYSTEMS	-	-
HCA	2020	2120	HC12032	ADMIN ADJUSTMENT DES ELIGIBILITY	-	-
HCA	2020	2120	HC14071	ADMIN ADJUSTMENT DISPROPORTIONATE SHARE PAYMENTS	-	-
HCA	2020	2120	HC11042	ADMIN ADJUSTMENT ELECTRONIC VISIT VERIFICATION SYSTEM	-	-
HCA	2020	2120	HC11000	ADMIN ADJUSTMENT OPERATING LUMP SUM APPROPRIATION	-	-
HCA	2020	2120	HC20018	ADMIN ADJUSTMENT PROP 204 AHCCCS ADMINISTRATION	-	-
HCA	2020	2120	HC20032	ADMIN ADJUSTMENT PROP 204 DES ELIGIBILITY	-	-
HCA	2020	2120	HC14300	ADMIN ADJUSTMENT PROPOSITION 204 SERVICES	-	-
HCA	2020	2120	HC14400	ADMIN ADJUSTMENT TRADITIONAL MEDICAID SERVICES	-	-
HCA	2021	2120	HC11031	ADOA DATA CENTER	-	13,250,400
HCA	2021	2120	HC14600	BEHAVIORAL HEALTH SERVICES IN SCHOOLS	-	7,003,300
HCA	2021	2120	HC12032	DES ELIGIBILITY	-	63,383,300
HCA	2021	2120	HC14071	DISPROPORTIONATE SHARE PAYMENTS	-	4,821,700
HCA	2021	2120	HC14280	DSH - VOLUNTARY	-	19,001,700
HCA	2020	2120	HC14290	GRADUATE MEDICAL EDUCATION	804	-

See accompanying notes to financial statements.

CAPITAL OUTLAY APPROPRIATIONS	SUPPLEMENTAL APPROPRIATIONS, MID-YEAR		NET APPROPRIATIONS	EXPENDITURES	LAPSED APPROPRIATION AUTHORITY	JUNE 30, 2021 CONTINUING APPROPRIATION AUTHORITY
	REVERSIONS AND ADJUSTMENTS					
\$ -	\$ 34,100	\$ 160,800	\$ -	\$ 160,800	\$ -	
\$ -	\$ 34,100	\$ 160,800	\$ -	\$ 160,800	\$ -	
\$ -	\$ 417	\$ 417	\$ 417	\$ -	\$ -	
-	1,500,000	1,500,000	1,500,000	-	-	
-	35,000	1,396,800	1,298,717	98,083	-	
\$ -	\$ 1,535,417	\$ 2,897,217	\$ 2,799,134	\$ 98,083	\$ -	
\$ -	\$ 36,961	\$ 36,961	\$ 36,961	\$ -	\$ -	
-	171,400	7,327,100	4,506,849	2,820,251	-	
\$ -	\$ 208,361	\$ 7,364,061	\$ 4,543,811	\$ 2,820,251	\$ -	
\$ -	\$ -	\$ 132,800	\$ 130,076	\$ 2,724	\$ -	
\$ -	\$ -	\$ 132,800	\$ 130,076	\$ 2,724	\$ -	
\$ -	\$ 11,724	\$ 11,724	\$ 11,724	\$ -	\$ -	
-	32,900	1,280,700	1,202,629	78,071	-	
\$ -	\$ 44,624	\$ 1,292,424	\$ 1,214,354	\$ 78,071	\$ -	
\$ -	\$ 210,003	\$ 210,003	\$ 210,003	\$ -	\$ -	
-	230,800	10,806,300	8,330,312	2,475,988	-	
\$ -	\$ 440,803	\$ 11,016,303	\$ 8,540,315	\$ 2,475,988	\$ -	
\$ -	\$ 11,065	\$ 11,065	\$ 11,065	\$ -	\$ -	
-	42,700	1,854,700	1,807,043	47,657	-	
\$ -	\$ 53,765	\$ 1,865,765	\$ 1,818,107	\$ 47,657	\$ -	
\$ -	\$ 39,976	\$ 39,976	\$ 39,976	\$ -	\$ -	
-	609,600	14,225,500	14,077,619	147,881	-	
\$ -	\$ 649,576	\$ 14,265,476	\$ 14,117,595	\$ 147,881	\$ -	
\$ -	\$ -	\$ 65,627,200	\$ 65,627,200	\$ -	\$ -	
\$ -	\$ -	\$ 65,627,200	\$ 65,627,200	\$ -	\$ -	
\$ -	\$ -	\$ 51,014,200	\$ 51,014,200	\$ -	\$ -	
\$ -	\$ -	\$ 51,014,200	\$ 51,014,200	\$ -	\$ -	
\$ -	\$ 357,168,000	\$ 877,254,200	\$ 853,199,816	\$ 24,054,384	\$ -	
-	11,299	11,299	11,299	-	-	
-	1,850,672	1,850,672	1,850,672	-	-	
-	1,708	1,708	1,708	-	-	
-	16,305,244	16,305,244	16,305,244	-	-	
-	594,330	594,330	594,330	-	-	
-	756,801	756,801	756,801	-	-	
-	3,425,473	3,425,473	3,425,473	-	-	
-	1,303,574	1,303,574	1,303,574	-	-	
-	2,813,370	2,813,370	2,813,370	-	-	
-	13,121	13,121	13,121	-	-	
-	1,589,654	1,589,654	1,589,654	-	-	
-	-	13,250,400	9,100,009	4,150,391	-	
-	-	7,003,300	7,003,300	-	-	
-	10,522,800	73,906,100	66,363,033	7,543,067	-	
-	-	4,821,700	4,202,300	619,400	-	
-	5,620,000	24,621,700	3,793,984	20,827,716	-	
-	-	804	(251,304)	252,107	-	

See accompanying notes to financial statements.

**STATE OF ARIZONA
OTHER FUNDS
STATEMENT OF EXPENDITURES - APPROPRIATION TO ACTUAL
BUDGETARY (LEGAL) BASIS
FOR THE YEAR ENDED JUNE 30, 2021**

AGY	BFY	FUND	APCAT	APPROPRIATION NAME	JULY 1, 2020	
					CONTINUING APPROPRIATION AUTHORITY	GENERAL APPROPRIATIONS
HCA	2021	2120	HC14290	GRADUATE MEDICAL EDUCATION	-	250,227,100
HCA	2021	2120	HC14420	MEDICAID BEHAVIORAL HEALTH CMDP	-	138,481,300
HCA	2021	2120	HC11000	OPERATING LUMP SUM APPROPRIATION	-	56,769,900
HCA	2021	2120	HC20018	PROP 204 AHCCCS ADMINISTRATION	-	8,885,000
HCA	2021	2120	HC20032	PROP 204 DES ELIGIBILITY	-	23,636,500
HCA	2021	2120	HC14300	PROPOSITION 204 SERVICES	-	3,939,570,800
HCA	2021	2120	HC14073	RURAL HOSPITAL REIMBURSEMENT	-	20,031,600
HCA	2021	2120	HC14400	TRADITIONAL MEDICAID SERVICES	-	3,614,096,500
TOTAL AHCCCS FUND					<u>\$ 804</u>	<u>\$ 8,679,245,300</u>
HCA	2020	2130	HC14700	ADMIN ADJUSTMENT TARGETED INVESTMENTS PROGRAM	\$ -	\$ -
HCA	2021	2130	HC14700	TARGETED INVESTMENTS PROGRAM	-	70,000,000
TOTAL DELIVERY SYSTEM REFORM INCENTIVE PAYMENT FUND					<u>\$ -</u>	<u>\$ 70,000,000</u>
HCA	2021	2223	HC15000	ALTCS SERVICES	\$ -	\$ 1,622,768,800
TOTAL AZ LONG-TERM CARE SYSTEM FUND					<u>\$ -</u>	<u>\$ 1,622,768,800</u>
HCA	2021	2227	HC17300	CRISIS SERVICES	\$ -	\$ 2,250,200
TOTAL SUBSTANCE ABUSE SERVICES FUND					<u>\$ -</u>	<u>\$ 2,250,200</u>
HCA	2020	2409	HC11031	ADMIN ADJUSTMENT ADOA DATA CENTER	\$ -	\$ -
HCA	2020	2409	HC28200	ADMIN ADJUSTMENT CHIP - SERVICES	-	-
HCA	2020	2409	HC12032	ADMIN ADJUSTMENT DES ELIGIBILITY	-	-
HCA	2020	2409	HC11000	ADMIN ADJUSTMENT OPERATING LUMP SUM APPROPRIATION	-	-
HCA	2021	2409	HC11031	ADOA DATA CENTER	-	160,000
HCA	2021	2409	HC28200	CHIP - SERVICES	-	75,511,700
HCA	2021	2409	HC12032	DES ELIGIBILITY	-	-
HCA	2021	2409	HC11000	OPERATING LUMP SUM APPROPRIATION	-	5,574,000
TOTAL CHILDRENS HEALTH INSURANCE PROGRAM					<u>\$ -</u>	<u>\$ 81,245,700</u>
HCA	2021	2468	HC14300	PROPOSITION 204 SERVICES	\$ -	\$ 102,000,000
TOTAL AZ TOBACCO LITIGATION SETTLEMENT FUND					<u>\$ -</u>	<u>\$ 102,000,000</u>
HCA	2021	2478	HC20032	PROP 204 DES ELIGIBILITY	\$ -	\$ 4,037,400
TOTAL BUDGET NEUTRALITY COMPLIANCE FUND					<u>\$ -</u>	<u>\$ 4,037,400</u>
HCA	2021	2500	HC14500	ACA ADULT EXPANSION	\$ -	\$ 624,500
HCA	2021	2500	HC15000	ALTCS SERVICES	-	1,150,900
HCA	2021	2500	HC28200	CHIP - SERVICES	-	362,100
HCA	2021	2500	HC14280	DSH - VOLUNTARY	-	8,135,900
HCA	2020	2500	HC14290	GRADUATE MEDICAL EDUCATION	268	-
HCA	2021	2500	HC14290	GRADUATE MEDICAL EDUCATION	-	101,394,100
HCA	2021	2500	HC14300	PROPOSITION 204 SERVICES	-	7,394,800
HCA	2021	2500	HC14400	TRADITIONAL MEDICAID SERVICES	-	73,818,600
TOTAL IGA AND ISA FUND					<u>\$ 268</u>	<u>\$ 192,880,900</u>
HCA	2020	2546	HC11040	ADMIN ADJUSTMENT ASSET VERIFICATION SYSTEMS	\$ -	\$ -
HCA	2020	2546	HC11042	ADMIN ADJUSTMENT ELECTRONIC VISIT VERIFICATION SYSTEM	-	-
HCA	2020	2546	HC11000	ADMIN ADJUSTMENT OPERATING LUMP SUM APPROPRIATION	-	-
HCA	2021	2546	HC15000	ALTCS SERVICES	-	44,000,400
HCA	2021	2546	HC11000	OPERATING LUMP SUM APPROPRIATION	-	660,800
HCA	2021	2546	HC20018	PROP 204 AHCCCS ADMINISTRATION	-	60,900
HCA	2021	2546	AA99999	SWEEPS	-	16,700,000
HCA	2021	2546	HC14400	TRADITIONAL MEDICAID SERVICES	-	712,796,900
TOTAL PRESCRIPTION DRUG REBATE FUND					<u>\$ -</u>	<u>\$ 774,219,000</u>
HCA	2021	2567	HC15000	ALTCS SERVICES	\$ -	\$ 32,989,600

See accompanying notes to financial statements.

CAPITAL OUTLAY APPROPRIATIONS	SUPPLEMENTAL APPROPRIATIONS, MID-YEAR		NET		LAPSED APPROPRIATION AUTHORITY	JUNE 30, 2021 CONTINUING APPROPRIATION AUTHORITY
	REVERSIONS AND ADJUSTMENTS	APPROPRIATIONS	EXPENDITURES	APPROPRIATION AUTHORITY		
-	-	250,227,100	197,865,239	-	52,361,861	
-	29,350,600	167,831,900	165,401,630	2,430,270	-	
-	16,034,800	72,804,700	62,427,499	10,377,201	-	
-	13,803,400	22,688,400	16,961,682	5,726,718	-	
-	10,522,800	34,159,300	20,901,155	13,258,145	-	
-	1,045,787,800	4,985,358,600	4,895,472,577	89,886,023	-	
-	7,456,537	27,488,137	27,488,137	-	-	
-	1,111,160,963	4,725,257,463	4,025,018,777	700,238,686	-	
\$ -	\$ 2,636,092,947	\$ 11,315,339,050	\$ 10,383,613,081	\$ 879,364,107	\$ 52,361,861	
\$ -	\$ 37,733,189	\$ 37,733,189	\$ 37,733,189	\$ -	\$ -	
-	-	70,000,000	7,964,684	62,035,316	-	
\$ -	\$ 37,733,189	\$ 107,733,189	\$ 45,697,873	\$ 62,035,316	\$ -	
\$ -	\$ 17,859,708	\$ 1,640,628,508	\$ 1,411,652,778	\$ 228,975,730	\$ -	
\$ -	\$ 17,859,708	\$ 1,640,628,508	\$ 1,411,652,778	\$ 228,975,730	\$ -	
\$ -	\$ -	\$ 2,250,200	\$ 2,250,200	\$ -	\$ -	
\$ -	\$ -	\$ 2,250,200	\$ 2,250,200	\$ -	\$ -	
\$ -	\$ 55,381	\$ 55,381	\$ 55,381	\$ -	\$ -	
-	659	659	659	-	-	
-	348,746	348,746	348,746	-	-	
-	41,586	41,586	41,586	-	-	
-	-	160,000	102,974	57,026	-	
-	27,177,400	102,689,100	100,213,170	2,475,930	-	
-	3,000,000	3,000,000	2,206,428	793,572	-	
-	(2,897,500)	2,676,500	2,002,960	673,540	-	
\$ -	\$ 27,726,272	\$ 108,971,972	\$ 104,971,905	\$ 4,000,067	\$ -	
\$ -	\$ -	\$ 102,000,000	\$ 102,000,000	\$ -	\$ -	
\$ -	\$ -	\$ 102,000,000	\$ 102,000,000	\$ -	\$ -	
\$ -	\$ -	\$ 4,037,400	\$ 4,037,400	\$ -	\$ -	
\$ -	\$ -	\$ 4,037,400	\$ 4,037,400	\$ -	\$ -	
\$ -	\$ -	\$ 624,500	\$ -	\$ 624,500	\$ -	
-	-	1,150,900	-	1,150,900	-	
-	-	362,100	-	362,100	-	
-	-	8,135,900	1,312,194	6,823,706	-	
-	-	268	-	268	-	
-	-	101,394,100	72,932,638	-	28,461,462	
-	-	7,394,800	-	7,394,800	-	
-	-	73,818,600	2,142,900	71,675,700	-	
\$ -	\$ -	\$ 192,881,168	\$ 76,387,732	\$ 88,031,975	\$ 28,461,462	
\$ -	\$ 569	\$ 569	\$ 569	\$ -	\$ -	
-	433,363	433,363	433,363	-	-	
-	38,995	38,995	38,995	-	-	
-	-	44,000,400	44,000,400	-	-	
-	900	661,700	377,728	283,972	-	
-	-	60,900	60,900	-	-	
-	-	16,700,000	16,700,000	-	-	
-	-	712,796,900	712,796,900	-	-	
\$ -	\$ 473,827	\$ 774,692,827	\$ 774,408,855	\$ 283,972	\$ -	
\$ -	\$ 105,699,092	\$ 138,688,692	\$ 119,364,126	\$ 19,324,566	\$ -	

See accompanying notes to financial statements.

**STATE OF ARIZONA
OTHER FUNDS
STATEMENT OF EXPENDITURES - APPROPRIATION TO ACTUAL
BUDGETARY (LEGAL) BASIS
FOR THE YEAR ENDED JUNE 30, 2021**

AGY	BFY	FUND	APCAT	APPROPRIATION NAME	JULY 1, 2020		
					CONTINUING APPROPRIATION AUTHORITY	GENERAL APPROPRIATIONS	
TOTAL NURSING FACILITY ASSESSMENT FUND					\$	-	\$ 32,989,600
HCA	2021	2576	HC14500	ACA ADULT EXPANSION	\$	-	\$ 44,035,900
HCA	2020	2576	HC14500	ADMIN ADJUSTMENT ACA ADULT EXPANSION		-	-
HCA	2020	2576	HC14300	ADMIN ADJUSTMENT PROPOSITION 204 SERVICES		-	-
HCA	2021	2576	HC14300	PROPOSITION 204 SERVICES		-	364,184,700
TOTAL HOSPITAL ASSESSMENT FUND					\$	-	\$ 408,220,600
HCA	2021	2588	HC14500	ACA ADULT EXPANSION	\$	-	\$ -
HCA	2021	2588	HC15000	ALTCS SERVICES		-	-
HCA	2021	2588	HC28200	CHIP - SERVICES		-	-
HCA	2021	2588	HC14420	MEDICAID BEHAVIORAL HEALTH CMDP		-	-
HCA	2021	2588	HC11000	OPERATING LUMP SUM APPROPRIATION		-	-
HCA	2021	2588	HC14300	PROPOSITION 204 SERVICES		-	-
HCA	2021	2588	HC14400	TRADITIONAL MEDICAID SERVICES		-	-
TOTAL HEALTH CARE INVESTMENT FUND					\$	-	\$ -
DEPARTMENT OF HEALTH SERVICES							
HSA	2020	1306	HS45070	ADMIN ADJUSTMENT FOLIC ACID	\$	-	\$ -
HSA	2020	1306	HS50970	ADMIN ADJUSTMENT RENAL DENTAL CARE AND NUTRITION SUPPLEM		-	-
HSA	2021	1306	HS45070	FOLIC ACID		-	400,000
HSA	2021	1306	HS50970	RENAL DENTAL CARE AND NUTRITION SUPPLEM		-	300,000
TOTAL TOBACCO TAX AND HEALTH CARE FUND					\$	-	\$ 700,000
HSA	2021	1995	HS20001	AGENCYWIDE OPERATING LUMP SUM APPN	\$	-	\$ 13,225,700
HSA	2021	1995	HS71000	ARIZONA STATE HOSPITAL - OPERATING		-	310,000
HSA	2021	1995	HS31000	RADIATION REGULATION		-	2,299,700
TOTAL HEALTH SERVICES LICENSING FUND					\$	-	\$ 15,835,400
HSA	2021	2000	HS20001	AGENCYWIDE OPERATING LUMP SUM APPN	\$	-	\$ 882,600
TOTAL FEDERAL GRANT FUND					\$	-	\$ 882,600
HSA	2020	2090	HS50060	ADMIN ADJUSTMENT AIDS REPORTING AND SURVEILLANCE	\$	-	\$ -
HSA	2021	2090	HS50060	AIDS REPORTING AND SURVEILLANCE		-	1,000,000
TOTAL DISEASE CONTROL RESEARCH FUND					\$	-	\$ 1,000,000
HSA	2021	2096	HS50070	ALZHEIMER DISEASE RESEARCH	\$	-	\$ 1,000,000
HSA	2021	2096	HS80300	BIOMEDICAL RESEARCH SUPPORT		-	2,000,000
HSA	2019	2096	HS50075	GENOMICS-BASED MEDICAL RESEARCH		2,500	-
TOTAL HEALTH RESEARCH FUND					\$	2,500	\$ 3,000,000
HSA	2020	2138	HS30004	ADMIN ADJUSTMENT AEA NUCLEAR EMERGENCY MANAGEMENT FUND	\$	-	\$ -
HSA	2021	2138	HS30004	AEA NUCLEAR EMERGENCY MANAGEMENT FUND		-	-
TOTAL NUCLEAR EMERGENCY MANAGEMENT FUND					\$	-	\$ -
HSA	2020	2171	HS50980	ADMIN ADJUSTMENT EMERGENCY MEDICAL SERVICES LOCAL ALLOCATION	\$	-	\$ -
HSA	2020	2171	HS43010	ADMIN ADJUSTMENT HIGH RISK PERINATAL SERVICES		-	-
HSA	2020	2171	HS52011	ADMIN ADJUSTMENT STATE LOAN REPAYMENT PROGRAM		-	-
HSA	2021	2171	HS20001	AGENCYWIDE OPERATING LUMP SUM APPN		-	3,848,600
HSA	2021	2171	HS50980	EMERGENCY MEDICAL SERVICES LOCAL ALLOCATION		-	442,000
HSA	2021	2171	HS43010	HIGH RISK PERINATAL SERVICES		-	450,000
HSA	2021	2171	HS52011	STATE LOAN REPAYMENT PROGRAM		-	1,000,000
TOTAL EMERGENCY MEDICAL SERVICES OPERATING FUND					\$	-	\$ 5,740,600
HSA	2020	2184	HS20001	ADMIN ADJUSTMENT AGENCYWIDE OPERATING LUMP SUM APPN	\$	-	\$ -
HSA	2021	2184	HS20001	AGENCYWIDE OPERATING LUMP SUM APPN		-	432,800

See accompanying notes to financial statements.

CAPITAL OUTLAY APPROPRIATIONS	SUPPLEMENTAL APPROPRIATIONS, MID-YEAR		NET APPROPRIATIONS	EXPENDITURES	LAPSED APPROPRIATION AUTHORITY	JUNE 30, 2021 CONTINUING APPROPRIATION AUTHORITY
	REVERSIONS AND ADJUSTMENTS					
\$ -	\$ 105,699,092	\$ 138,688,692	\$ 119,364,126	\$ 19,324,566	\$ -	
\$ -	\$ 41,775,000	\$ 85,810,900	\$ 82,274,443	\$ 3,536,457	\$ -	
-	310	310	310	-	-	
-	2,435	2,435	2,435	-	-	
-	24,085,300	388,270,000	373,490,388	14,779,612	-	
\$ -	\$ 65,863,045	\$ 474,083,645	\$ 455,767,576	\$ 18,316,069	\$ -	
\$ -	\$ 5,952,400	\$ 5,952,400	\$ 5,856,474	\$ 95,926	\$ -	
-	9,851,800	9,851,800	4,891,554	4,960,246	-	
-	1,226,500	1,226,500	-	1,226,500	-	
-	1,540,200	1,540,200	992,879	547,321	-	
-	1,854,300	1,854,300	-	1,854,300	-	
-	77,652,900	77,652,900	75,734,664	1,918,236	-	
-	151,901,900	151,901,900	109,314,384	42,587,516	-	
\$ -	\$ 249,980,000	\$ 249,980,000	\$ 196,789,955	\$ 53,190,045	\$ -	
\$ -	\$ 31,027	\$ 31,027	\$ 31,027	\$ -	\$ -	
-	150,000	150,000	150,000	-	-	
-	-	400,000	369,585	30,415	-	
-	-	300,000	225,000	75,000	-	
\$ -	\$ 181,027	\$ 881,027	\$ 775,611	\$ 105,415	\$ -	
\$ -	\$ 345,400	\$ 13,571,100	\$ 12,544,578	\$ 1,026,522	\$ -	
-	-	310,000	310,000	-	-	
-	60,500	2,360,200	2,332,596	27,605	-	
\$ -	\$ 405,900	\$ 16,241,300	\$ 15,187,174	\$ 1,054,126	\$ -	
\$ -	\$ 28,900	\$ 911,500	\$ 878,086	\$ 33,414	\$ -	
\$ -	\$ 28,900	\$ 911,500	\$ 878,086	\$ 33,414	\$ -	
\$ -	\$ 13,755	\$ 13,755	\$ 13,755	\$ -	\$ -	
-	-	1,000,000	988,271	11,729	-	
\$ -	\$ 13,755	\$ 1,013,755	\$ 1,002,026	\$ 11,729	\$ -	
\$ -	\$ -	\$ 1,000,000	\$ 1,000,000	\$ -	\$ -	
-	-	2,000,000	1,500,625	499,375	-	
-	-	2,500	-	-	2,500	
\$ -	\$ -	\$ 3,002,500	\$ 2,500,625	\$ 499,375	\$ 2,500	
\$ -	\$ 125,514	\$ 125,514	\$ 125,514	\$ -	\$ -	
-	789,663	789,663	457,221	332,442	-	
\$ -	\$ 915,177	\$ 915,177	\$ 582,736	\$ 332,442	\$ -	
\$ -	\$ 19,418	\$ 19,418	\$ 19,418	\$ -	\$ -	
-	43,321	43,321	43,321	-	-	
-	80,130	80,130	80,130	-	-	
-	101,300	3,949,900	3,057,072	892,828	-	
-	-	442,000	327,812	114,188	-	
-	-	450,000	281,938	168,062	-	
-	-	1,000,000	846,083	153,917	-	
\$ -	\$ 244,169	\$ 5,984,769	\$ 4,655,774	\$ 1,328,995	\$ -	
\$ -	\$ 105,959	\$ 105,959	\$ 105,959	\$ -	\$ -	
-	-	432,800	55,267	377,533	-	

See accompanying notes to financial statements.

**STATE OF ARIZONA
OTHER FUNDS
STATEMENT OF EXPENDITURES - APPROPRIATION TO ACTUAL
BUDGETARY (LEGAL) BASIS
FOR THE YEAR ENDED JUNE 30, 2021**

AGY	BFY	FUND	APCAT	APPROPRIATION NAME	JULY 1, 2020	
					CONTINUING APPROPRIATION AUTHORITY	GENERAL APPROPRIATIONS
HSA	2021	2184	HS45001	NEWBORN SCREENING PROGRAM	-	7,231,400
TOTAL NEWBORN SCREENING PROGRAM FUND					\$ -	\$ 7,664,200
HSA	2020	2329	HS27160	ADMIN ADJUSTMENT NURSING CARE SPECIAL PROJECTS	-	-
HSA	2021	2329	HS20001	AGENCYWIDE OPERATING LUMP SUM APPN	-	38,200
HSA	2021	2329	HS27160	NURSING CARE SPECIAL PROJECTS	-	100,000
TOTAL NURSING CARE INST RESIDENT PROTECTION RVLVING FUND					\$ -	\$ 138,200
HSA	2018	2573	HS96500	OPIOID ABUSE PREVENTION CAMPAIGN	24,829	-
TOTAL CONSUMER RESTITUTION AND REMEDIATION REVOLVING FUND					\$ 24,829	\$ -
HSA	2020	2775	HS10006	CORONAVIRUS DISEASE 2019	39,223,269	-
TOTAL PUBLIC HEALTH EMERGENCIES FUND					\$ 39,223,269	\$ -
HSA	2021	3017	HS20001	AGENCYWIDE OPERATING LUMP SUM APPN	-	931,100
TOTAL ENVIRONMENTAL LAB LICENSE REVOLVING FUND					\$ -	\$ 931,100
HSA	2021	3036	HS20001	AGENCYWIDE OPERATING LUMP SUM APPN	-	96,100
TOTAL CHILD FATALITY REVIEW FUND					\$ -	\$ 96,100
HSA	2021	3039	HS20001	AGENCYWIDE OPERATING LUMP SUM APPN	-	3,637,600
TOTAL VITAL RECORDS ELECTRONIC SYSTEMS FUND					\$ -	\$ 3,637,600
HSA	2020	3120	HS71000	ADMIN ADJUSTMENT ARIZONA STATE HOSPITAL - OPERATING	-	-
HSA	2020	3120	HS72000	ADMIN ADJUSTMENT ASH-RESTORATION TO COMPETENCY	-	-
HSA	2021	3120	HS71000	ARIZONA STATE HOSPITAL - OPERATING	-	1,692,000
HSA	2021	3120	HS99999	ARIZONA STATE HOSPITAL FUND REVERSION TO GF	-	-
HSA	2021	3120	HS72000	ASH-RESTORATION TO COMPETENCY	-	900,000
TOTAL ARIZONA STATE HOSPITAL FUND					\$ -	\$ 2,592,000
HSA	2020	3128	HS71000	ADMIN ADJUSTMENT ARIZONA STATE HOSPITAL - OPERATING	-	-
HSA	2021	3128	HS71000	ARIZONA STATE HOSPITAL - OPERATING	-	650,000
TOTAL ARIZONA STATE HOSPITAL LAND FUND					\$ -	\$ 650,000
HSA	2020	4250	HS26500	ADMIN ADJUSTMENT HOMELESS PREGNANT WOMEN SERVICES	-	-
HSA	2021	4250	HS26500	HOMELESS PREGNANT WOMEN SERVICES	-	100,000
TOTAL HEALTH SERVICES LOTTERY MONIES FUND					\$ -	\$ 100,000
HSA	2020	9001	HS20001	ADMIN ADJUSTMENT AGENCYWIDE OPERATING LUMP SUM APPN	-	-
HSA	2021	9001	HS20001	AGENCYWIDE OPERATING LUMP SUM APPN	-	10,412,800
TOTAL DHS - INDIRECT COST FUND					\$ -	\$ 10,412,800
ARIZONA PIONEERS' HOME						
PIA	2020	3129	PI82000	ADMIN ADJUSTMENT OPERATING LUMP SUM APPROPRIATION	-	-
PIA	2020	3129	PI71000	ADMIN ADJUSTMENT PRESCRIPTION DRUGS	-	-
PIA	2021	3129	PI82000	OPERATING LUMP SUM APPROPRIATION	-	4,315,000
PIA	2021	3129	PI71000	PRESCRIPTION DRUGS	-	200,000
TOTAL PIONEERS HOME STATE CHARITABLE FUND					\$ -	\$ 4,515,000
PIA	2020	3130	PI82000	ADMIN ADJUSTMENT OPERATING LUMP SUM APPROPRIATION	-	-
PIA	2021	3130	PI82000	OPERATING LUMP SUM APPROPRIATION	-	2,059,200
TOTAL MINERS HOSPITAL FOR MINERS WITH DISABILITIES LAND FUND					\$ -	\$ 2,059,200
DEPARTMENT OF VETERANS SERVICES						
VSA	2021	1601	VS80500	VETERANS' INCOME TAX SETTLEMENT	-	-
TOTAL VETERANS' INCOME TAX SETTLEMENT FUND					\$ -	\$ -

See accompanying notes to financial statements.

CAPITAL OUTLAY APPROPRIATIONS	SUPPLEMENTAL APPROPRIATIONS, MID-YEAR		NET APPROPRIATIONS	EXPENDITURES	LAPSED APPROPRIATION AUTHORITY	JUNE 30, 2021 CONTINUING APPROPRIATION AUTHORITY
	REVERSIONS AND ADJUSTMENTS					
-	77,000	7,308,400	6,645,604	662,796	-	
\$ -	\$ 182,959	\$ 7,847,159	\$ 6,806,830	\$ 1,040,330	\$ -	
\$ -	\$ 17,120	\$ 17,120	\$ 17,120	\$ -	\$ -	
-	-	38,200	10,716	27,484	-	
-	-	100,000	51,243	48,757	-	
\$ -	\$ 17,120	\$ 155,320	\$ 79,078	\$ 76,242	\$ -	
\$ -	\$ -	\$ 24,829	\$ -	\$ -	\$ 24,829	
\$ -	\$ -	\$ 24,829	\$ -	\$ -	\$ 24,829	
\$ -	\$ -	\$ 39,223,269	\$ 16,860,917	\$ -	\$ 22,362,352	
\$ -	\$ -	\$ 39,223,269	\$ 16,860,917	\$ -	\$ 22,362,352	
\$ -	\$ 20,900	\$ 952,000	\$ 624,591	\$ 327,409	\$ -	
\$ -	\$ 20,900	\$ 952,000	\$ 624,591	\$ 327,409	\$ -	
\$ -	\$ 3,100	\$ 99,200	\$ 78,892	\$ 20,308	\$ -	
\$ -	\$ 3,100	\$ 99,200	\$ 78,892	\$ 20,308	\$ -	
\$ -	\$ 64,100	\$ 3,701,700	\$ 3,365,019	\$ 336,681	\$ -	
\$ -	\$ 64,100	\$ 3,701,700	\$ 3,365,019	\$ 336,681	\$ -	
\$ -	\$ 79,637	\$ 79,637	\$ 79,637	\$ -	\$ -	
-	121,079	121,079	121,079	-	-	
-	(18,600)	1,673,400	1,673,400	-	-	
-	208,965	208,965	208,965	-	-	
-	-	900,000	698,933	201,067	-	
\$ -	\$ 391,081	\$ 2,983,081	\$ 2,782,014	\$ 201,067	\$ -	
\$ -	\$ 74,931	\$ 74,931	\$ 74,931	\$ -	\$ -	
-	-	650,000	601,829	48,171	-	
\$ -	\$ 74,931	\$ 724,931	\$ 676,760	\$ 48,171	\$ -	
\$ -	\$ 21,480	\$ 21,480	\$ 21,480	\$ -	\$ -	
-	-	100,000	49,980	50,020	-	
\$ -	\$ 21,480	\$ 121,480	\$ 71,460	\$ 50,020	\$ -	
\$ -	\$ 15,488	\$ 15,488	\$ 15,488	\$ -	\$ -	
-	265,800	10,678,600	10,604,641	73,959	-	
\$ -	\$ 281,288	\$ 10,694,088	\$ 10,620,129	\$ 73,959	\$ -	
\$ -	\$ 20,652	\$ 20,652	\$ 20,652	\$ -	\$ -	
-	6,417	6,417	6,417	-	-	
-	143,500	4,458,500	4,457,056	1,444	-	
-	-	200,000	200,000	-	-	
\$ -	\$ 170,569	\$ 4,685,569	\$ 4,684,126	\$ 1,444	\$ -	
\$ -	\$ 3,619	\$ 3,619	\$ 3,619	\$ -	\$ -	
-	78,300	2,137,500	2,137,500	-	-	
\$ -	\$ 81,919	\$ 2,141,119	\$ 2,141,119	\$ -	\$ -	
\$ -	\$ 84,744	\$ 84,744	\$ -	\$ 84,744	\$ -	
\$ -	\$ 84,744	\$ 84,744	\$ -	\$ 84,744	\$ -	

See accompanying notes to financial statements.

**STATE OF ARIZONA
OTHER FUNDS
STATEMENT OF EXPENDITURES - APPROPRIATION TO ACTUAL
BUDGETARY (LEGAL) BASIS
FOR THE YEAR ENDED JUNE 30, 2021**

AGY	BFY	FUND	APCAT	APPROPRIATION NAME	JULY 1, 2020 CONTINUING APPROPRIATION AUTHORITY	GENERAL APPROPRIATIONS
VSA	2020	2355	VS21402	ADMIN ADJUSTMENT ARIZONA STATE VETERANS HOME	\$ -	\$ -
VSA	2021	2355	VS21402	ARIZONA STATE VETERANS HOME	-	39,005,200
VSA	2019	2355	VS31100	ASVH - YUMA CONSTRUCTION	3,811,912	-
VSA	2019	2355	VS41100	ASVH FLAGSTAFF CONSTRUCTION	2,555,513	-
TOTAL STATE HOMES FOR VETERANS TRUST FUND					\$ 6,367,425	\$ 39,005,200
TOTAL HEALTH AND WELFARE					\$ 50,711,715	\$ 15,509,684,900
INSPECTION AND REGULATION						
BOARD OF ACCOUNTANCY						
ABA	2020	2001	AB10000	ADMIN ADJUSTMENT OPERATING LUMP SUM APPROPRIATION	\$ -	\$ -
ABA	2021	2001	AB10000	OPERATING LUMP SUM APPROPRIATION	-	2,045,300
TOTAL BOARD OF ACCOUNTANCY FUND					\$ -	\$ 2,045,300
DEPARTMENT OF AGRICULTURE						
AHA	2021	2138	AH10011	OFFSITE NUCLEAR EMERGENCY RESPONSE PLANS	\$ -	\$ -
TOTAL NUCLEAR EMERGENCY MANAGEMENT FUND					\$ -	\$ -
AHA	2020	2226	AH10000	ADMIN ADJUSTMENT OPERATING LUMP SUM APPROPRIATION	\$ -	\$ -
AHA	2021	2226	AH10000	OPERATING LUMP SUM APPROPRIATION	-	1,448,800
TOTAL AIR QUALITY FUND					\$ -	\$ 1,448,800
AHA	2020	2566	AH2001	FEASIBILITY STUDY REPLACE/UPGRADE IT SYS AZ DEPT AGRICULTURE	\$ 51,000	\$ -
TOTAL AUTOMATION PROJECTS FUND					\$ 51,000	\$ -
ACUPUNCTURE BOARD OF EXAMINERS						
ANA	2020	2412	AN10000	ADMIN ADJUSTMENT OPERATING LUMP SUM APPROPRIATION	\$ -	\$ -
ANA	2021	2412	AN10000	OPERATING LUMP SUM APPROPRIATION	-	176,000
TOTAL ACUPUNCTURE BOARD OF EXAMINERS FUND					\$ -	\$ 176,000
BOARD OF ATHLETIC TRAINING						
BAA	2020	2583	BA10000	ADMIN ADJUSTMENT OPERATING LUMP SUM APPROPRIATION	\$ -	\$ -
BAA	2021	2583	BA10000	OPERATING LUMP SUM APPROPRIATION	-	127,000
TOTAL ATHLETIC TRAINING FUND					\$ -	\$ 127,000
BOARD OF BARBERS						
BBA	2020	2007	BB10000	ADMIN ADJUSTMENT OPERATING LUMP SUM APPROPRIATION	\$ -	\$ -
BBA	2021	2007	BB10000	OPERATING LUMP SUM APPROPRIATION	-	406,300
TOTAL BOARD OF BARBERS FUND					\$ -	\$ 406,300
BOARD OF BEHAVIORAL HEALTH EXAMINERS						
BHA	2020	2256	BH10000	ADMIN ADJUSTMENT OPERATING LUMP SUM APPROPRIATION	\$ -	\$ -
BHA	2021	2256	BH10000	OPERATING LUMP SUM APPROPRIATION	-	1,770,000
TOTAL BOARD OF BEHAVIORAL HEALTH EXAMINERS FUND					\$ -	\$ 1,770,000
ARIZONA STATE BOARD OF NURSING						
BNA	2020	2044	BN20000	ADMIN ADJUSTMENT OPERATING LUMP SUM APPROPRIATION	\$ -	\$ -
BNA	2021	2044	BN21000	CERTIFIED NURSING PROGRAM	-	538,400
BNA	2021	2044	BN20000	OPERATING LUMP SUM APPROPRIATION	-	4,232,600
TOTAL BOARD OF NURSING FUND					\$ -	\$ 4,771,000
BOARD OF COSMETOLOGY						
CBA	2020	2017	CB10000	ADMIN ADJUSTMENT OPERATING LUMP SUM APPROPRIATION	\$ -	\$ -
CBA	2019	2017	CB11000	ANNUAL LEAVE PAYOUT	34,200	-

See accompanying notes to financial statements.

CAPITAL OUTLAY APPROPRIATIONS	SUPPLEMENTAL APPROPRIATIONS, MID-YEAR REVERSIONS AND ADJUSTMENTS	NET APPROPRIATIONS	EXPENDITURES	LAPSED APPROPRIATION AUTHORITY	JUNE 30, 2021 CONTINUING APPROPRIATION AUTHORITY
\$ -	\$ 335,162	\$ 335,162	\$ 335,162	\$ -	\$ -
-	881,900	39,887,100	35,994,535	3,892,565	-
-	-	3,811,912	2,104,255	-	1,707,657
-	-	2,555,513	984,955	-	1,570,557
\$ -	\$ 1,217,062	\$ 46,589,687	\$ 39,418,908	\$ 3,892,565	\$ 3,278,214
\$ -	\$ 3,633,513,870	\$ 19,193,910,485	\$ 17,311,355,794	\$ 1,772,389,790	\$ 110,164,901
\$ -	\$ 17,346	\$ 17,346	\$ 17,346	\$ -	\$ -
-	53,200	2,098,500	1,643,437	455,063	-
\$ -	\$ 70,546	\$ 2,115,846	\$ 1,660,784	\$ 455,063	\$ -
\$ -	\$ 280,512	\$ 280,512	\$ 253,645	\$ 26,867	\$ -
\$ -	\$ 280,512	\$ 280,512	\$ 253,645	\$ 26,867	\$ -
\$ -	\$ 57,302	\$ 57,302	\$ 57,302	\$ -	\$ -
-	50,300	1,499,100	1,496,089	3,011	-
\$ -	\$ 107,602	\$ 1,556,402	\$ 1,553,391	\$ 3,011	\$ -
\$ -	\$ -	\$ 51,000	\$ -	\$ 51,000	\$ -
\$ -	\$ -	\$ 51,000	\$ -	\$ 51,000	\$ -
\$ -	\$ 1,865	\$ 1,865	\$ 1,865	\$ -	\$ -
-	4,700	180,700	167,122	13,578	-
\$ -	\$ 6,565	\$ 182,565	\$ 168,987	\$ 13,578	\$ -
\$ -	\$ 1,094	\$ 1,094	\$ 1,094	\$ -	\$ -
-	3,500	130,500	120,065	10,435	-
\$ -	\$ 4,594	\$ 131,594	\$ 121,159	\$ 10,435	\$ -
\$ -	\$ 13,081	\$ 13,081	\$ 13,081	\$ -	\$ -
-	12,900	419,200	384,609	34,591	-
\$ -	\$ 25,981	\$ 432,281	\$ 397,689	\$ 34,591	\$ -
\$ -	\$ 8,242	\$ 8,242	\$ 8,242	\$ -	\$ -
-	48,200	1,818,200	1,718,711	99,489	-
\$ -	\$ 56,442	\$ 1,826,442	\$ 1,726,953	\$ 99,489	\$ -
\$ -	\$ 21,179	\$ 21,179	\$ 21,179	\$ -	\$ -
-	-	538,400	531,094	7,306	-
-	156,500	4,389,100	4,351,071	38,029	-
\$ -	\$ 177,679	\$ 4,948,679	\$ 4,903,344	\$ 45,335	\$ -
\$ -	\$ 79,406	\$ 79,406	\$ 79,406	\$ -	\$ -
-	-	34,200	12,391	-	21,809

See accompanying notes to financial statements.

**STATE OF ARIZONA
OTHER FUNDS
STATEMENT OF EXPENDITURES - APPROPRIATION TO ACTUAL
BUDGETARY (LEGAL) BASIS
FOR THE YEAR ENDED JUNE 30, 2021**

AGY	BFY	FUND	APCAT	APPROPRIATION NAME	JULY 1, 2020	
					CONTINUING APPROPRIATION AUTHORITY	GENERAL APPROPRIATIONS
CBA	2020	2017	CB11000	ANNUAL LEAVE PAYOUT	34,200	-
CBA	2021	2017	CB10000	OPERATING LUMP SUM APPROPRIATION	-	1,844,900
TOTAL BOARD OF COSMETOLOGY FUND					\$ 68,400	\$ 1,844,900
CORPORATION COMMISSION						
CCA	2020	2172	CC10000	ADMIN ADJUSTMENT OPERATING LUMP SUM APPROPRIATION	\$ -	\$ -
CCA	2021	2172	CC10000	OPERATING LUMP SUM APPROPRIATION	-	14,111,700
CCA	2019	2172	CC53000	UTILITY AUDIT STUDY INVEST HEAR	380,000	-
CCA	2020	2172	CC53000	UTILITY AUDIT STUDY INVEST HEAR	380,000	-
CCA	2021	2172	CC53000	UTILITY AUDIT STUDY INVEST HEAR	-	380,000
TOTAL UTILITY REGULATION REVOLVING FUND					\$ 760,000	\$ 14,491,700
CCA	2021	2264	CC37999	ANNUAL REVERSION	\$ -	\$ -
CCA	2001	2264	CC38000	INVESTIGATE-PROSECUTE SECUR FRD	26,509	-
CCA	2021	2264	CC10000	OPERATING LUMP SUM APPROPRIATION	-	5,115,800
TOTAL SECURITIES REGULATORY ENFORCEMENT FUND					\$ 26,509	\$ 5,115,800
CCA	2020	2333	CC10000	ADMIN ADJUSTMENT OPERATING LUMP SUM APPROPRIATION	\$ -	\$ -
CCA	2021	2333	CC37999	ANNUAL REVERSION	-	-
CCA	2021	2333	CC25100	CORPORATION FILINGS, SAME DAY SERVICE	-	402,000
CCA	2021	2333	CC10000	OPERATING LUMP SUM APPROPRIATION	-	6,369,800
TOTAL PUBLIC ACCESS FUND					\$ -	\$ 6,771,800
CCA	2020	2404	CC10000	ADMIN ADJUSTMENT OPERATING LUMP SUM APPROPRIATION	\$ -	\$ -
CCA	2021	2404	CC37999	ANNUAL REVERSION	-	-
CCA	2021	2404	CC10000	OPERATING LUMP SUM APPROPRIATION	-	718,000
TOTAL INVESTMENT MANAGEMENT REGULATORY ENFORCEMENT FUND					\$ -	\$ 718,000
CCA	2020	2566	CC2005	FEASIBILITY STUDY BUSINESS ONE-STOP WEB PORTAL AZ DEPT ADMIN	\$ 25	\$ -
TOTAL AUTOMATION PROJECTS FUND					\$ 25	\$ -
CCA	2021	3043	CC10000	OPERATING LUMP SUM APPROPRIATION	\$ -	\$ 50,700
TOTAL ARIZONA ARTS TRUST FUND					\$ -	\$ 50,700
STATE BOARD OF CHIROPRACTIC EXAMINERS						
CEA	2021	2010	CE30000	OPERATING LUMP SUM APPROPRIATION	\$ -	\$ 438,600
TOTAL BOARD OF CHIROPRACTIC EXAMINERS FUND					\$ -	\$ 438,600
STATE BOARD OF DISPENSING OPTICIANS						
DOA	2020	2046	DO10000	ADMIN ADJUSTMENT OPERATING LUMP SUM APPROPRIATION	\$ -	\$ -
DOA	2021	2046	DO10000	OPERATING LUMP SUM APPROPRIATION	-	155,900
TOTAL BOARD OF DISPENSING OPTICIANS FUND					\$ -	\$ 155,900
STATE BOARD OF DENTAL EXAMINERS						
DXA	2020	2020	DX10000	ADMIN ADJUSTMENT OPERATING LUMP SUM APPROPRIATION	\$ -	\$ -
DXA	2021	2020	DX10000	OPERATING LUMP SUM APPROPRIATION	-	1,229,800
TOTAL DENTAL BOARD FUND					\$ -	\$ 1,229,800
STATE BOARD OF FUNERAL DIRECTORS AND EMBALMERS						
FDA	2020	2026	FD11000	ADMIN ADJUSTMENT RETIREMENT PAYOUT	\$ -	\$ -
FDA	2021	2026	FD10000	OPERATING LUMP SUM APPROPRIATION	-	388,400
TOTAL BOARD OF FUNERAL DIRECTORS AND EMBALMERS FUND					\$ -	\$ 388,400
DEPARTMENT OF GAMING						
GMA	2021	2122	GM93750	PROBLEM GAMBLING	\$ -	\$ 300,000
TOTAL STATE LOTTERY FUND					\$ -	\$ 300,000

See accompanying notes to financial statements.

CAPITAL OUTLAY APPROPRIATIONS	SUPPLEMENTAL APPROPRIATIONS, MID-YEAR		NET APPROPRIATIONS	EXPENDITURES	LAPSED APPROPRIATION AUTHORITY	JUNE 30, 2021 CONTINUING APPROPRIATION AUTHORITY
	REVERSIONS AND ADJUSTMENTS					
-	-	34,200	-	-	34,200	-
-	52,500	1,897,400	1,703,535	193,865	-	-
\$ -	\$ 131,906	\$ 2,045,206	\$ 1,795,332	\$ 193,865	\$ -	\$ 56,009
\$ -	\$ 115,001	\$ 115,001	\$ 115,001	\$ -	\$ -	\$ -
-	440,900	14,552,600	13,150,294	1,402,306	-	-
-	-	380,000	319,910	-	60,090	-
-	-	380,000	299,728	-	80,272	-
-	-	380,000	312	-	379,688	-
\$ -	\$ 555,901	\$ 15,807,601	\$ 13,885,244	\$ 1,402,306	\$ -	\$ 520,050
\$ -	\$ 15,194,104	\$ 15,194,104	\$ 15,194,104	\$ -	\$ -	\$ -
-	-	26,509	-	-	26,509	-
-	170,300	5,286,100	5,074,820	211,280	-	-
\$ -	\$ 15,364,404	\$ 20,506,712	\$ 20,268,924	\$ 211,280	\$ -	\$ 26,509
\$ -	\$ 224,921	\$ 224,921	\$ 224,921	\$ -	\$ -	\$ -
-	387,879	387,879	387,879	-	-	-
-	15,700	417,700	360,818	56,882	-	-
-	188,700	6,558,500	5,962,407	596,093	-	-
\$ -	\$ 817,200	\$ 7,589,000	\$ 6,936,025	\$ 652,975	\$ -	\$ -
\$ -	\$ 4,747	\$ 4,747	\$ 4,747	\$ -	\$ -	\$ -
-	2,424,295	2,424,295	2,424,295	-	-	-
-	27,500	745,500	735,246	10,254	-	-
\$ -	\$ 2,456,541	\$ 3,174,541	\$ 3,164,287	\$ 10,254	\$ -	\$ -
\$ -	\$ -	\$ 25	\$ -	\$ 25	\$ -	\$ -
\$ -	\$ -	\$ 25	\$ -	\$ 25	\$ -	\$ -
\$ -	\$ 1,900	\$ 52,600	\$ 36,769	\$ 15,831	\$ -	\$ -
\$ -	\$ 1,900	\$ 52,600	\$ 36,769	\$ 15,831	\$ -	\$ -
\$ -	\$ 12,000	\$ 450,600	\$ 425,539	\$ 25,061	\$ -	\$ -
\$ -	\$ 12,000	\$ 450,600	\$ 425,539	\$ 25,061	\$ -	\$ -
\$ -	\$ 1,534	\$ 1,534	\$ 1,534	\$ -	\$ -	\$ -
-	3,800	159,700	144,132	15,568	-	-
\$ -	\$ 5,334	\$ 161,234	\$ 145,666	\$ 15,568	\$ -	\$ -
\$ -	\$ 23,822	\$ 23,822	\$ 23,822	\$ -	\$ -	\$ -
-	31,400	1,261,200	1,194,355	66,845	-	-
\$ -	\$ 55,222	\$ 1,285,022	\$ 1,218,177	\$ 66,845	\$ -	\$ -
\$ -	\$ 8,782	\$ 8,782	\$ 8,782	\$ -	\$ -	\$ -
-	12,700	401,100	362,289	38,811	-	-
\$ -	\$ 21,482	\$ 409,882	\$ 371,071	\$ 38,811	\$ -	\$ -
\$ -	\$ -	\$ 300,000	\$ 300,000	\$ -	\$ -	\$ -
\$ -	\$ -	\$ 300,000	\$ 300,000	\$ -	\$ -	\$ -

See accompanying notes to financial statements.

**STATE OF ARIZONA
OTHER FUNDS
STATEMENT OF EXPENDITURES - APPROPRIATION TO ACTUAL
BUDGETARY (LEGAL) BASIS
FOR THE YEAR ENDED JUNE 30, 2021**

AGY	BFY	FUND	APCAT	APPROPRIATION NAME	JULY 1, 2020 CONTINUING APPROPRIATION AUTHORITY	GENERAL APPROPRIATIONS
GMA	2020	2340	GM91100	ADMIN ADJUSTMENT CASINO OPERATION CERTIFICATION	\$ -	\$ -
GMA	2021	2340	GM91100	CASINO OPERATION CERTIFICATION	-	2,098,300
TOTAL PERMANENT TRIBAL-STATE COMPACT FUND					\$ -	\$ 2,098,300
GMA	2020	2350	GM93100	ADMIN ADJUSTMENT OPERATING LUMP SUM APPROPRIATION	\$ -	\$ -
GMA	2020	2350	GM93750	ADMIN ADJUSTMENT PROBLEM GAMBLING	-	-
GMA	2021	2350	GM93100	OPERATING LUMP SUM APPROPRIATION	-	9,199,200
GMA	2021	2350	GM93750	PROBLEM GAMBLING	-	2,044,300
TOTAL ARIZONA BENEFITS FUND					\$ -	\$ 11,243,500
GMA	2020	2556	GM15240	ADMIN ADJUSTMENT DIVISION OF RACING - LUMP SUM	\$ -	\$ -
GMA	2021	2556	GM22060	ARIZONA BREEDERS AWARD	-	250,000
GMA	2021	2556	GM15240	DIVISION OF RACING - LUMP SUM	-	2,252,400
TOTAL RACING REGULATIONS FUND					\$ -	\$ 2,502,400
BOARD OF HOMEOPATHIC EXAMINERS						
HEA	2020	2041	HE10000	ADMIN ADJUSTMENT OPERATING LUMP SUM APPROPRIATION	\$ -	\$ -
HEA	2021	2041	HE10000	OPERATING LUMP SUM APPROPRIATION	-	46,100
TOTAL BOARD OF HOMEOPATHIC AND INTEGRATED MEDICINE EXAMINERS FUND					\$ -	\$ 46,100
INDUSTRIAL COMMISSION OF ARIZONA						
ICA	2020	2177	IC67001	ADMIN ADJUSTMENT OPERATING LUMP SUM APPROPRIATION	\$ -	\$ -
ICA	2021	2177	IC67001	OPERATING LUMP SUM APPROPRIATION	-	20,055,500
ICA	2021	2177	RELIEF	RELIEF	-	-
TOTAL ADMINISTRATIVE FUND					\$ -	\$ 20,055,500
DEPARTMENT OF INSURANCE AND FINANCIAL INSTITUTIONS						
IDA	2020	1998	ID10001	ADMIN ADJUSTMENT BDA - OPERATING LUMP SUM APPROPRIATION	\$ -	\$ -
IDA	2021	1998	ID10000	OPERATING LUMP SUM APPROPRIATION	-	3,986,600
TOTAL FINANCIAL SERVICES FUND					\$ -	\$ 3,986,600
ATA	2020	2060	AT40000	ADMIN ADJUSTMENT OPERATING LUMP SUM APPROPRIATION	\$ -	\$ -
IDA	2021	2060	ID20601	ARIZONA VEHICLE THEFT TASK FORCE	-	3,650,000
IDA	2021	2060	ID20602	LOCAL GRANTS	-	957,700
IDA	2021	2060	ID10000	OPERATING LUMP SUM APPROPRIATION	-	654,400
IDA	2021	2060	ID20603	REIMBURSABLE PROGRAMS	-	50,000
TOTAL AUTOMOBILE THEFT AUTHORITY FUND					\$ -	\$ 5,312,100
IDA	2021	2126	ID10000	OPERATING LUMP SUM APPROPRIATION	\$ -	\$ 50,600
TOTAL BANKING DEPARTMENT REVOLVING FUND					\$ -	\$ 50,600
DEPARTMENT OF LIQUOR LICENSES AND CONTROL						
LLA	2020	1996	LL44444	ADMIN ADJUSTMENT OPERATING LUMP SUM APPROPRIATION	\$ -	\$ -
LLA	2021	1996	LL44444	OPERATING LUMP SUM APPROPRIATION	-	3,331,800
TOTAL LIQUOR LICENSES FUND					\$ -	\$ 3,331,800
ARIZONA MEDICAL BOARD						
MEA	2020	2038	ME70001	ADMIN ADJUSTMENT OPERATING LUMP SUM APPROPRIATION	\$ -	\$ -
MEA	2017	2038	ME70008	MEDICAL BOARD LICENSURE COMPACT	50,000	-
MEA	2021	2038	ME70001	OPERATING LUMP SUM APPROPRIATION	-	6,871,300
MEA	2021	2038	ME70003	PERFORMANCE BASED INCENTIVE PROGRAM	-	165,600
TOTAL ARIZONA MEDICAL BOARD FUND					\$ 50,000	\$ 7,036,900
MINE INSPECTOR						
MIA	2020	2511	MI75001	ADMIN ADJUSTMENT AGGREGATE MINED LAND RECLAMATION	\$ -	\$ -

See accompanying notes to financial statements.

CAPITAL OUTLAY APPROPRIATIONS	SUPPLEMENTAL APPROPRIATIONS, MID-YEAR		NET APPROPRIATIONS	EXPENDITURES	LAPSED APPROPRIATION AUTHORITY	JUNE 30, 2021 CONTINUING APPROPRIATION AUTHORITY
	REVERSIONS AND ADJUSTMENTS					
\$ -	\$ 946	\$ 946	\$ 946	\$ -	\$ -	
-	78,200	2,176,500	2,167,988	8,512	-	
<u>\$ -</u>	<u>\$ 79,146</u>	<u>\$ 2,177,446</u>	<u>\$ 2,168,934</u>	<u>\$ 8,512</u>	<u>\$ -</u>	
\$ -	\$ 58,537	\$ 58,537	\$ 58,537	\$ -	\$ -	
-	57,603	57,603	57,603	-	-	
-	-	9,199,200	7,177,688	2,021,512	-	
-	-	2,044,300	1,319,453	724,847	-	
<u>\$ -</u>	<u>\$ 116,140</u>	<u>\$ 11,359,640</u>	<u>\$ 8,613,281</u>	<u>\$ 2,746,358</u>	<u>\$ -</u>	
\$ -	\$ 1,222	\$ 1,222	\$ 1,222	\$ -	\$ -	
-	-	250,000	250,000	-	-	
-	65,900	2,318,300	1,533,570	784,730	-	
<u>\$ -</u>	<u>\$ 67,122</u>	<u>\$ 2,569,522</u>	<u>\$ 1,784,792</u>	<u>\$ 784,730</u>	<u>\$ -</u>	
\$ -	\$ 436	\$ 436	\$ 436	\$ -	\$ -	
-	500	46,600	38,489	8,111	-	
<u>\$ -</u>	<u>\$ 936</u>	<u>\$ 47,036</u>	<u>\$ 38,925</u>	<u>\$ 8,111</u>	<u>\$ -</u>	
\$ -	\$ 166,653	\$ 166,653	\$ 166,653	\$ -	\$ -	
-	537,600	20,593,100	19,616,362	976,738	-	
-	15,276	15,276	15,276	-	-	
<u>\$ -</u>	<u>\$ 719,529</u>	<u>\$ 20,775,029</u>	<u>\$ 19,798,291</u>	<u>\$ 976,738</u>	<u>\$ -</u>	
\$ -	\$ 23,034	\$ 23,034	\$ 23,034	\$ -	\$ -	
-	170,800	4,157,400	4,058,759	98,641	-	
<u>\$ -</u>	<u>\$ 193,834</u>	<u>\$ 4,180,434</u>	<u>\$ 4,081,793</u>	<u>\$ 98,641</u>	<u>\$ -</u>	
\$ -	\$ 356	\$ 356	\$ 356	\$ -	\$ -	
-	-	3,650,000	3,650,000	-	-	
-	-	957,700	956,922	778	-	
-	17,900	672,300	645,095	27,205	-	
-	-	50,000	-	50,000	-	
<u>\$ -</u>	<u>\$ 18,256</u>	<u>\$ 5,330,356</u>	<u>\$ 5,252,373</u>	<u>\$ 77,983</u>	<u>\$ -</u>	
\$ -	\$ (300)	\$ 50,300	\$ 50,300	\$ -	\$ -	
<u>\$ -</u>	<u>\$ (300)</u>	<u>\$ 50,300</u>	<u>\$ 50,300</u>	<u>\$ -</u>	<u>\$ -</u>	
\$ -	\$ 10,236	\$ 10,236	\$ 10,236	\$ -	\$ -	
-	166,400	3,498,200	3,493,143	5,057	-	
<u>\$ -</u>	<u>\$ 176,636</u>	<u>\$ 3,508,436</u>	<u>\$ 3,503,380</u>	<u>\$ 5,057</u>	<u>\$ -</u>	
\$ -	\$ 145,013	\$ 145,013	\$ 145,013	\$ -	\$ -	
-	-	50,000	-	-	50,000	
-	190,800	7,062,100	6,601,780	460,320	-	
-	-	165,600	147,758	17,842	-	
<u>\$ -</u>	<u>\$ 335,813</u>	<u>\$ 7,422,713</u>	<u>\$ 6,894,551</u>	<u>\$ 478,162</u>	<u>\$ 50,000</u>	
\$ -	\$ 1,692	\$ 1,692	\$ 1,692	\$ -	\$ -	

See accompanying notes to financial statements.

**STATE OF ARIZONA
OTHER FUNDS
STATEMENT OF EXPENDITURES - APPROPRIATION TO ACTUAL
BUDGETARY (LEGAL) BASIS
FOR THE YEAR ENDED JUNE 30, 2021**

AGY	BFY	FUND	APCAT	APPROPRIATION NAME	JULY 1, 2020	
					CONTINUING APPROPRIATION AUTHORITY	GENERAL APPROPRIATIONS
MIA	2021	2511	MI75001	AGGREGATE MINED LAND RECLAMATION	-	112,900
TOTAL AGGREGATE MINING RECLAMATION FUND					\$ -	\$ 112,900
BOARD OF MASSAGE THERAPY						
MTA	2020	2553	MT10000	ADMIN ADJUSTMENT OPERATING LUMP SUM APPROPRIATION	-	-
MTA	2021	2553	MT10000	OPERATING LUMP SUM APPROPRIATION	-	471,600
TOTAL BOARD OF MASSAGE THERAPY FUND					\$ -	\$ 471,600
NATUROPATHIC PHYSICIANS MEDICAL BOARD						
NBA	2020	2042	NB10000	ADMIN ADJUSTMENT OPERATING LUMP SUM APPROPRIATION	-	-
NBA	2021	2042	NB10000	OPERATING LUMP SUM APPROPRIATION	-	193,400
TOTAL NATUROPATH PHYSICIANS MEDICAL BOARD FUND					\$ -	\$ 193,400
BOARD OF EXAMINERS OF NURSING CARE INSTITUTION ADMINISTRATORS AND ASSISTED LIVING FACILITY MANAGERS						
NCA	2020	2043	NC10000	ADMIN ADJUSTMENT OPERATING LUMP SUM APPROPRIATION	-	-
NCA	2021	2043	NC10000	OPERATING LUMP SUM APPROPRIATION	-	455,000
TOTAL NURSING CARE INST ADMIN LICENSING AND ALFMC FUND					\$ -	\$ 455,000
STATE BOARD OF OPTOMETRY						
OBA	2020	2023	OB13000	ADMIN ADJUSTMENT OPERATING LUMP SUM APPROPRIATION	-	-
OBA	2021	2023	OB13000	OPERATING LUMP SUM APPROPRIATION	-	240,700
TOTAL BOARD OF OPTOMETRY FUND					\$ -	\$ 240,700
ARIZONA BOARD OF OSTEOPATHIC EXAMINERS						
OSA	2020	2048	OS10000	ADMIN ADJUSTMENT OPERATING LUMP SUM APPROPRIATION	-	-
OSA	2021	2048	OS10000	OPERATING LUMP SUM APPROPRIATION	-	1,012,300
TOTAL BOARD OF OSTEOPATHIC EXAMINERS FUND					\$ -	\$ 1,012,300
BOARD OF OCCUPATIONAL THERAPY EXAMINERS						
OTA	2020	2263	OT10000	ADMIN ADJUSTMENT OPERATING LUMP SUM APPROPRIATION	-	-
OTA	2021	2263	OT10000	OPERATING LUMP SUM APPROPRIATION	-	199,000
TOTAL OCCUPATIONAL THERAPY FUND					\$ -	\$ 199,000
ARIZONA STATE BOARD OF PHARMACY						
PMA	2020	2052	PM46650	ADMIN ADJUSTMENT OPERATING LUMP SUM APPROPRIATION	-	-
PMA	2021	2052	PM46656	AZ POISON AND DRUG INFORMATION CENTER	-	-
PMA	2021	2052	PM46652	CONTROLLED SUB PRESCRIP MONITORING PRGRM	-	-
PMA	2015	2052	PM46657	ONE TIME FUNDING LEAVE PAYOUT	26,685	-
PMA	2021	2052	PM46650	OPERATING LUMP SUM APPROPRIATION	-	2,560,300
PMA	2021	2052	PM46654	PRESCRIBER REPORT CARD	-	50,000
TOTAL ARIZONA STATE BOARD OF PHARMACY FUND					\$ 26,685	\$ 2,610,300
STATE BOARD OF PODIATRY EXAMINERS						
POA	2020	2055	PO10000	ADMIN ADJUSTMENT OPERATING LUMP SUM APPROPRIATION	-	-
POA	2021	2055	PO10000	OPERATING LUMP SUM APPROPRIATION	-	168,100
POA	2021	2055	RELIEF	RELIEF	-	-
TOTAL PODIATRY FUND					\$ -	\$ 168,100
BOARD OF PHYSICAL THERAPY EXAMINERS						
PTA	2020	2053	PT10000	ADMIN ADJUSTMENT OPERATING LUMP SUM APPROPRIATION	-	-
PTA	2021	2053	PT10000	OPERATING LUMP SUM APPROPRIATION	-	503,700
TOTAL BOARD OF PHYSICAL THERAPY FUND					\$ -	\$ 503,700
STATE BOARD OF PRIVATE POSTSECONDARY EDUCATION						
PVA	2020	2056	PV20000	ADMIN ADJUSTMENT OPERATING LUMP SUM APPROPRIATION	-	-

See accompanying notes to financial statements.

CAPITAL OUTLAY APPROPRIATIONS	SUPPLEMENTAL APPROPRIATIONS, MID-YEAR REVERSIONS AND ADJUSTMENTS		NET APPROPRIATIONS		EXPENDITURES		LAPSED APPROPRIATION AUTHORITY		JUNE 30, 2021 CONTINUING APPROPRIATION AUTHORITY	
\$ -	\$ -	\$ 112,900	\$ 38,489	\$ 74,411	\$ -	\$ -	\$ -	\$ -	\$ -	\$ -
\$ -	\$ 1,692	\$ 114,592	\$ 40,182	\$ 74,411	\$ -	\$ -	\$ -	\$ -	\$ -	\$ -
\$ -	\$ 5,712	\$ 5,712	\$ 5,712	\$ -	\$ -	\$ -	\$ -	\$ -	\$ -	\$ -
\$ -	\$ 14,500	\$ 486,100	\$ 470,588	\$ 15,512	\$ -	\$ -	\$ -	\$ -	\$ -	\$ -
\$ -	\$ 20,212	\$ 491,812	\$ 476,300	\$ 15,512	\$ -	\$ -	\$ -	\$ -	\$ -	\$ -
\$ -	\$ 11,539	\$ 11,539	\$ 11,539	\$ -	\$ -	\$ -	\$ -	\$ -	\$ -	\$ -
\$ -	\$ 4,200	\$ 197,600	\$ 149,935	\$ 47,665	\$ -	\$ -	\$ -	\$ -	\$ -	\$ -
\$ -	\$ 15,739	\$ 209,139	\$ 161,474	\$ 47,665	\$ -	\$ -	\$ -	\$ -	\$ -	\$ -
\$ -	\$ 15,770	\$ 15,770	\$ 15,770	\$ -	\$ -	\$ -	\$ -	\$ -	\$ -	\$ -
\$ -	\$ 15,400	\$ 470,400	\$ 462,499	\$ 7,901	\$ -	\$ -	\$ -	\$ -	\$ -	\$ -
\$ -	\$ 31,170	\$ 486,170	\$ 478,269	\$ 7,901	\$ -	\$ -	\$ -	\$ -	\$ -	\$ -
\$ -	\$ 2,947	\$ 2,947	\$ 2,947	\$ -	\$ -	\$ -	\$ -	\$ -	\$ -	\$ -
\$ -	\$ 7,500	\$ 248,200	\$ 215,756	\$ 32,444	\$ -	\$ -	\$ -	\$ -	\$ -	\$ -
\$ -	\$ 10,447	\$ 251,147	\$ 218,703	\$ 32,444	\$ -	\$ -	\$ -	\$ -	\$ -	\$ -
\$ -	\$ 9,312	\$ 9,312	\$ 9,312	\$ -	\$ -	\$ -	\$ -	\$ -	\$ -	\$ -
\$ -	\$ 25,700	\$ 1,038,000	\$ 1,036,653	\$ 1,347	\$ -	\$ -	\$ -	\$ -	\$ -	\$ -
\$ -	\$ 35,012	\$ 1,047,312	\$ 1,045,965	\$ 1,347	\$ -	\$ -	\$ -	\$ -	\$ -	\$ -
\$ -	\$ 3,966	\$ 3,966	\$ 3,966	\$ -	\$ -	\$ -	\$ -	\$ -	\$ -	\$ -
\$ -	\$ 5,700	\$ 204,700	\$ 193,838	\$ 10,862	\$ -	\$ -	\$ -	\$ -	\$ -	\$ -
\$ -	\$ 9,666	\$ 208,666	\$ 197,804	\$ 10,862	\$ -	\$ -	\$ -	\$ -	\$ -	\$ -
\$ -	\$ 31,659	\$ 31,659	\$ 31,659	\$ -	\$ -	\$ -	\$ -	\$ -	\$ -	\$ -
\$ -	\$ 200,000	\$ 200,000	\$ 200,000	\$ -	\$ -	\$ -	\$ -	\$ -	\$ -	\$ -
\$ -	\$ 500,000	\$ 500,000	\$ 500,000	\$ -	\$ -	\$ -	\$ -	\$ -	\$ -	\$ -
\$ -	\$ -	\$ 26,685	\$ -	\$ -	\$ -	\$ -	\$ -	\$ -	\$ -	\$ 26,685
\$ -	\$ 79,300	\$ 2,639,600	\$ 2,410,389	\$ 229,211	\$ -	\$ -	\$ -	\$ -	\$ -	\$ -
\$ -	\$ -	\$ 50,000	\$ 50,000	\$ -	\$ -	\$ -	\$ -	\$ -	\$ -	\$ -
\$ -	\$ 810,959	\$ 3,447,944	\$ 3,192,048	\$ 229,211	\$ -	\$ -	\$ -	\$ -	\$ -	\$ 26,685
\$ -	\$ 1,344	\$ 1,344	\$ 1,344	\$ -	\$ -	\$ -	\$ -	\$ -	\$ -	\$ -
\$ -	\$ 3,500	\$ 171,600	\$ 145,314	\$ 26,286	\$ -	\$ -	\$ -	\$ -	\$ -	\$ -
\$ -	\$ 2,800	\$ 2,800	\$ 2,800	\$ -	\$ -	\$ -	\$ -	\$ -	\$ -	\$ -
\$ -	\$ 7,644	\$ 175,744	\$ 149,458	\$ 26,286	\$ -	\$ -	\$ -	\$ -	\$ -	\$ -
\$ -	\$ 10,698	\$ 10,698	\$ 10,698	\$ -	\$ -	\$ -	\$ -	\$ -	\$ -	\$ -
\$ -	\$ 10,200	\$ 513,900	\$ 493,319	\$ 20,581	\$ -	\$ -	\$ -	\$ -	\$ -	\$ -
\$ -	\$ 20,898	\$ 524,598	\$ 504,016	\$ 20,581	\$ -	\$ -	\$ -	\$ -	\$ -	\$ -
\$ -	\$ 1,440	\$ 1,440	\$ 1,440	\$ -	\$ -	\$ -	\$ -	\$ -	\$ -	\$ -

See accompanying notes to financial statements.

**STATE OF ARIZONA
OTHER FUNDS
STATEMENT OF EXPENDITURES - APPROPRIATION TO ACTUAL
BUDGETARY (LEGAL) BASIS
FOR THE YEAR ENDED JUNE 30, 2021**

AGY	BFY	FUND	APCAT	APPROPRIATION NAME	JULY 1, 2020	
					CONTINUING APPROPRIATION AUTHORITY	GENERAL APPROPRIATIONS
PVA	2021	2056	PV20000	OPERATING LUMP SUM APPROPRIATION	-	423,300
TOTAL BOARD FOR PRIVATE POSTSECONDARY EDUCATION FUND					\$ -	\$ 423,300
BOARD OF RESPIRATORY CARE EXAMINERS						
RBA	2020	2269	RB10000	ADMIN ADJUSTMENT OPERATING LUMP SUM APPROPRIATION	-	-
RBA	2021	2269	RB10000	OPERATING LUMP SUM APPROPRIATION	-	322,600
TOTAL BOARD OF RESPIRATORY CARE EXAMINERS FUND					\$ -	\$ 322,600
REGISTRAR OF CONTRACTORS						
RGA	2020	2406	RG15000	ADMIN ADJUSTMENT OPERATING LUMP SUM APPROPRIATION	-	-
RGA	2021	2406	RG24000	OFFICE OF ADMINISTRATIVE HEARINGS COSTS	-	1,017,600
RGA	2021	2406	RG15000	OPERATING LUMP SUM APPROPRIATION	-	11,351,200
TOTAL REGISTRAR OF CONTRACTORS FUND					\$ -	\$ 12,368,800
STATE BOARD OF PSYCHOLOGIST EXAMINERS						
SYA	2020	2058	SY10000	ADMIN ADJUSTMENT OPERATING LUMP SUM APPROPRIATION	-	-
SYA	2021	2058	SY10000	OPERATING LUMP SUM APPROPRIATION	-	516,100
TOTAL BOARD OF PSYCHOLOGIST EXAMINERS FUND					\$ -	\$ 516,100
STATE BOARD OF TECHNICAL REGISTRATION						
TEA	2020	2070	TE10000	ADMIN ADJUSTMENT OPERATING LUMP SUM APPROPRIATION	-	-
TEA	2021	2070	TE10000	OPERATING LUMP SUM APPROPRIATION	-	2,199,500
TOTAL TECHNICAL REGISTRATION FUND					\$ -	\$ 2,199,500
RESIDENTIAL UTILITY CONSUMER OFFICE						
UOA	2020	2175	UO10000	ADMIN ADJUSTMENT OPERATING LUMP SUM APPROPRIATION	-	-
UOA	2021	2175	UO10000	OPERATING LUMP SUM APPROPRIATION	-	1,203,600
UOA	2018	2175	UO10002	PROFESSIONAL WITNESSES	14,112	-
UOA	2019	2175	UO10002	PROFESSIONAL WITNESSES	98,299	-
UOA	2020	2175	UO10002	PROFESSIONAL WITNESSES	98,110	-
UOA	2021	2175	UO10002	PROFESSIONAL WITNESSES	-	145,000
TOTAL RESIDENTIAL UTILITY CONSUMER OFFICE REVOLVING FUND					\$ 210,520	\$ 1,348,600
ARIZONA STATE VETERINARY MEDICAL EXAMINING BOARD						
VTA	2020	2078	VT10000	ADMIN ADJUSTMENT OPERATING LUMP SUM APPROPRIATION	-	-
VTA	2021	2078	VT10000	OPERATING LUMP SUM APPROPRIATION	-	600,000
TOTAL VETERINARY MEDICAL EXAMINING BOARD FUND					\$ -	\$ 600,000
TOTAL INSPECTION AND REGULATION					\$ 1,193,140	\$ 121,659,700
EDUCATION						
ARIZONA STATE UNIVERSITY						
ASA	2021	1411	AS10500	BIOMEDICAL INFORMATICS	-	-
ASA	2021	1411	AS18000	DOWNTOWN PHOENIX CAMPUS	-	64,177,600
ASA	2021	1411	AS10000	OPERATING LUMP SUM APPROPRIATION - MAIN	-	590,419,000
TOTAL ASU COLLECTIONS - APPROPRIATIONS FUND					\$ -	\$ 654,596,600
ASA	2021	2472	AS21000	TRIF LEASE PURCHASE PAYMENT - ASUW	-	3,600,000
TOTAL TECHNOLOGY AND RESEARCH INITIATIVE FUND					\$ -	\$ 3,600,000
DEPARTMENT OF EDUCATION						
EDA	2017	1114	ED13900	ACHIEVEMENT TESTING - PROP 301	-	-
EDA	2019	1114	ED13900	ACHIEVEMENT TESTING - PROP 301	-	-
EDA	2020	1114	ED13900	ACHIEVEMENT TESTING - PROP 301	-	-
EDA	2021	1114	ED13900	ACHIEVEMENT TESTING - PROP 301	-	7,000,000

See accompanying notes to financial statements.

CAPITAL OUTLAY APPROPRIATIONS	SUPPLEMENTAL APPROPRIATIONS, MID-YEAR REVERSIONS AND ADJUSTMENTS		NET APPROPRIATIONS		EXPENDITURES		LAPSED APPROPRIATION AUTHORITY		JUNE 30, 2021 CONTINUING APPROPRIATION AUTHORITY	
\$ -	\$ 13,000	\$ 436,300	\$ 372,405	\$ 63,895	\$ -	\$ -	\$ -	\$ -	\$ -	\$ -
\$ -	\$ 14,440	\$ 437,740	\$ 373,845	\$ 63,895	\$ -	\$ -	\$ -	\$ -	\$ -	\$ -
\$ -	\$ 21,167	\$ 21,167	\$ 21,167	\$ -	\$ -	\$ -	\$ -	\$ -	\$ -	\$ -
\$ -	\$ 10,700	\$ 333,300	\$ 327,975	\$ 5,325	\$ -	\$ -	\$ -	\$ -	\$ -	\$ -
\$ -	\$ 31,867	\$ 354,467	\$ 349,142	\$ 5,325	\$ -	\$ -	\$ -	\$ -	\$ -	\$ -
\$ -	\$ 14,780	\$ 14,780	\$ 14,780	\$ -	\$ -	\$ -	\$ -	\$ -	\$ -	\$ -
\$ -	\$ -	\$ 1,017,600	\$ 375,542	\$ 642,058	\$ -	\$ -	\$ -	\$ -	\$ -	\$ -
\$ -	\$ 321,200	\$ 11,672,400	\$ 10,296,057	\$ 1,376,343	\$ -	\$ -	\$ -	\$ -	\$ -	\$ -
\$ -	\$ 335,980	\$ 12,704,780	\$ 10,686,380	\$ 2,018,400	\$ -	\$ -	\$ -	\$ -	\$ -	\$ -
\$ -	\$ 8,612	\$ 8,612	\$ 8,612	\$ -	\$ -	\$ -	\$ -	\$ -	\$ -	\$ -
\$ -	\$ 13,800	\$ 529,900	\$ 501,785	\$ 28,115	\$ -	\$ -	\$ -	\$ -	\$ -	\$ -
\$ -	\$ 22,412	\$ 538,512	\$ 510,398	\$ 28,115	\$ -	\$ -	\$ -	\$ -	\$ -	\$ -
\$ -	\$ 25,450	\$ 25,450	\$ 25,450	\$ -	\$ -	\$ -	\$ -	\$ -	\$ -	\$ -
\$ -	\$ 63,600	\$ 2,263,100	\$ 1,834,078	\$ 429,022	\$ -	\$ -	\$ -	\$ -	\$ -	\$ -
\$ -	\$ 89,050	\$ 2,288,550	\$ 1,859,527	\$ 429,022	\$ -	\$ -	\$ -	\$ -	\$ -	\$ -
\$ -	\$ 14,298	\$ 14,298	\$ 14,298	\$ -	\$ -	\$ -	\$ -	\$ -	\$ -	\$ -
\$ -	\$ 40,300	\$ 1,243,900	\$ 1,021,007	\$ 222,893	\$ -	\$ -	\$ -	\$ -	\$ -	\$ -
\$ -	\$ -	\$ 14,112	\$ 14,112	\$ -	\$ -	\$ -	\$ -	\$ -	\$ -	\$ -
\$ -	\$ -	\$ 98,299	\$ 64,086	\$ -	\$ -	\$ -	\$ -	\$ -	\$ -	\$ 34,212
\$ -	\$ -	\$ 98,110	\$ 88,363	\$ -	\$ -	\$ -	\$ -	\$ -	\$ -	\$ 9,747
\$ -	\$ -	\$ 145,000	\$ 49,072	\$ -	\$ -	\$ -	\$ -	\$ -	\$ -	\$ 95,928
\$ -	\$ 54,598	\$ 1,613,718	\$ 1,250,938	\$ 222,893	\$ -	\$ -	\$ -	\$ -	\$ -	\$ 139,887
\$ -	\$ 3,364	\$ 3,364	\$ 3,364	\$ -	\$ -	\$ -	\$ -	\$ -	\$ -	\$ -
\$ -	\$ 18,300	\$ 618,300	\$ 519,453	\$ 98,847	\$ -	\$ -	\$ -	\$ -	\$ -	\$ -
\$ -	\$ 21,664	\$ 621,664	\$ 522,817	\$ 98,847	\$ -	\$ -	\$ -	\$ -	\$ -	\$ -
\$ -	\$ 23,392,370	\$ 146,245,210	\$ 133,536,872	\$ 11,889,198	\$ -	\$ -	\$ -	\$ -	\$ -	\$ 819,140
\$ -	\$ 8,100	\$ 8,100	\$ -	\$ 8,100	\$ -	\$ -	\$ -	\$ -	\$ -	\$ -
\$ -	\$ 242,600	\$ 64,420,200	\$ -	\$ 64,420,200	\$ -	\$ -	\$ -	\$ -	\$ -	\$ -
\$ -	\$ 2,348,700	\$ 592,767,700	\$ -	\$ 592,767,700	\$ -	\$ -	\$ -	\$ -	\$ -	\$ -
\$ -	\$ 2,599,400	\$ 657,196,000	\$ -	\$ 657,196,000	\$ -	\$ -	\$ -	\$ -	\$ -	\$ -
\$ -	\$ -	\$ 3,600,000	\$ -	\$ 3,600,000	\$ -	\$ -	\$ -	\$ -	\$ -	\$ -
\$ -	\$ -	\$ 3,600,000	\$ -	\$ 3,600,000	\$ -	\$ -	\$ -	\$ -	\$ -	\$ -
\$ -	\$ 24,700	\$ 24,700	\$ -	\$ -	\$ -	\$ -	\$ -	\$ -	\$ -	\$ 24,700
\$ -	\$ 2,178,575	\$ 2,178,575	\$ 1,651,531	\$ -	\$ -	\$ -	\$ -	\$ -	\$ -	\$ 527,044
\$ -	\$ 7,000,000	\$ 7,000,000	\$ 6,048,881	\$ -	\$ -	\$ -	\$ -	\$ -	\$ -	\$ 951,119
\$ -	\$ -	\$ 7,000,000	\$ -	\$ -	\$ -	\$ -	\$ -	\$ -	\$ -	\$ 7,000,000

See accompanying notes to financial statements.

**STATE OF ARIZONA
OTHER FUNDS
STATEMENT OF EXPENDITURES - APPROPRIATION TO ACTUAL
BUDGETARY (LEGAL) BASIS
FOR THE YEAR ENDED JUNE 30, 2021**

AGY	BFY	FUND	APCAT	APPROPRIATION NAME	JULY 1, 2020	
					CONTINUING APPROPRIATION AUTHORITY	GENERAL APPROPRIATIONS
TOTAL SCHOOL ACCOUNTABILITY - PROP 301 FUND					\$ -	\$ 7,000,000
EDA	2021	1115	ED16855	ADDITIONAL SCHOOL DAYS-PROP301	\$ -	\$ -
EDA	2021	1115	ED16100	BASIC STATE AID ENTITLEMENT	-	86,280,500
TOTAL ADDITIONAL SCHOOL DAYS - PROP 301 FUND					\$ -	\$ 86,280,500
EDA	2019	1116	ED16850	ACCNTABILITY-SCH SAFETY PROP301	\$ -	\$ -
EDA	2020	1116	ED16850	ACCNTABILITY-SCH SAFETY PROP301	-	-
EDA	2021	1116	ED16850	ACCNTABILITY-SCH SAFETY PROP301	-	-
EDA	2021	1116	ED13480	SCHOOL SAFETY PROGRAM	-	7,800,000
TOTAL SCHOOL SAFETY - PROP 301 FUND					\$ -	\$ 7,800,000
EDA	2019	1117	ED16854	CHARACTER EDUCATION - PROP 301	\$ -	\$ -
EDA	2020	1117	ED16854	CHARACTER EDUCATION - PROP 301	-	-
EDA	2021	1117	ED16854	CHARACTER EDUCATION - PROP 301	-	-
EDA	2021	1117	ED11100	OPERATING LUMP SUM APPROPRIATION - ADMIN	-	200,000
TOTAL CHARACTER EDUCATION - PROP 301 FUND					\$ -	\$ 200,000
EDA	2021	2399	ED11100	OPERATING LUMP SUM APPROPRIATION - ADMIN	\$ -	\$ 133,800
EDA	2021	2399	ED14425	TEACHER CERTIFICATION	-	2,208,900
TOTAL TEACHER CERTIFICATION FUND					\$ -	\$ 2,342,700
EDA	2019	2470	ED16852	FAILING SCHOOL TUTORING-PROP 301	\$ 1,174,634	\$ -
EDA	2020	2470	ED16852	FAILING SCHOOL TUTORING-PROP 301	1,446,919	-
EDA	2021	2470	ED16852	FAILING SCHOOL TUTORING-PROP 301	-	-
EDA	2021	2470	ED11100	OPERATING LUMP SUM APPROPRIATION - ADMIN	-	1,500,000
TOTAL FAILING SCHOOLS TUTORING FUND					\$ 2,621,553	\$ 1,500,000
EDA	2021	2471	ED16860	CLASSROOM SITE FUND	\$ -	\$ 602,511,600
TOTAL CLASSROOM SITE FUND					\$ -	\$ 602,511,600
EDA	2021	2492	ED16861	INSTRUCTIONAL IMPROVEMENT FUND	\$ -	\$ 48,765,400
TOTAL INSTRUCTIONAL IMPROVEMENT FUND					\$ -	\$ 48,765,400
EDA	2020	2566	ED2002	REPLACE SCHOOL FINANCE DATA SYS AZ DEPT EDUCATION	\$ 2,391,962	\$ -
TOTAL AUTOMATION PROJECTS FUND					\$ 2,391,962	\$ -
EDA	2021	2570	ED12426	EMPOWERMENT SCHOLARSHIP ACCOUNT ACCOUNTING STAFF	\$ -	\$ -
EDA	2021	2570	ED12422	EMPOWERMENT SCHOLARSHIP ACCOUNT CALL CENTER	-	-
EDA	2021	2570	ED12424	EMPOWERMENT SCHOLARSHIP ACCOUNT CASE MANAGERS	-	-
TOTAL DEPARTMENT OF EDUCATION EMPOWERMENT SCHOLARSHIP ACCOUNT FUND					\$ -	\$ -
EDA	2021	2580	ED12350	ADULT EDUCATION	\$ -	\$ 132,300
EDA	2021	2580	ED11100	OPERATING LUMP SUM APPROPRIATION - ADMIN	-	2,567,700
TOTAL PROFESSIONAL DEVELOPMENT REVOLVING FUND					\$ -	\$ 2,700,000
EDA	2021	2595	ED12540	TRIBAL COLLEGE DUAL ENROLLMENT PROGRAM FUND	\$ -	\$ 250,000
TOTAL TRIBAL COLLEGE DUAL ENROLLMENT PROGRAM FUND					\$ -	\$ 250,000
EDA	2020	2612	ED14770	AMERICAN CIVICS EDUCATION PILOT PROGRAM	\$ 499,970	\$ -
TOTAL AMERICAN CIVICS EDUCATION FUND					\$ 499,970	\$ -
EDA	2021	3138	ED16100	BASIC STATE AID ENTITLEMENT	\$ -	\$ 300,612,600
TOTAL PERMANENT STATE SCHOOL FUND					\$ -	\$ 300,612,600

NORTHERN ARIZONA UNIVERSITY

See accompanying notes to financial statements.

CAPITAL OUTLAY APPROPRIATIONS	SUPPLEMENTAL APPROPRIATIONS, MID-YEAR		NET APPROPRIATIONS	EXPENDITURES	LAPSED APPROPRIATION AUTHORITY	JUNE 30, 2021 CONTINUING APPROPRIATION AUTHORITY
	REVERSIONS AND ADJUSTMENTS					
\$ -	\$ 9,203,275	\$ 16,203,275	\$ 7,700,413	\$ -	\$ 8,502,862	
\$ -	\$ 86,280,500	\$ 86,280,500	\$ 86,280,500	\$ -	\$ -	
-	-	86,280,500	-	86,280,500	-	
\$ -	\$ 86,280,500	\$ 172,561,000	\$ 86,280,500	\$ 86,280,500	\$ -	
\$ -	\$ 2,203,666	\$ 2,203,666	\$ -	\$ -	\$ 2,203,666	
-	7,800,000	7,800,000	-	-	7,800,000	
-	7,800,000	7,800,000	-	-	7,800,000	
-	-	7,800,000	-	7,800,000	-	
\$ -	\$ 17,803,666	\$ 25,603,666	\$ -	\$ 7,800,000	\$ 17,803,666	
\$ -	\$ 50,044	\$ 50,044	\$ 50,044	\$ -	\$ -	
-	200,000	200,000	157,216	-	42,784	
-	200,000	200,000	-	-	200,000	
-	-	200,000	-	200,000	-	
\$ -	\$ 450,044	\$ 650,044	\$ 207,260	\$ 200,000	\$ 242,784	
\$ -	\$ 3,900	\$ 137,700	\$ 82,048	\$ 55,652	\$ -	
-	74,100	2,283,000	1,766,378	516,622	-	
\$ -	\$ 78,000	\$ 2,420,700	\$ 1,848,426	\$ 572,274	\$ -	
\$ -	\$ -	\$ 1,174,634	\$ 453,267	\$ -	\$ 721,367	
-	-	1,446,919	3,133	-	1,443,786	
-	1,500,000	1,500,000	97,249	-	1,402,751	
-	-	1,500,000	-	1,500,000	-	
\$ -	\$ 1,500,000	\$ 5,621,553	\$ 553,649	\$ 1,500,000	\$ 3,567,904	
\$ -	\$ -	\$ 602,511,600	\$ -	\$ 602,511,600	\$ -	
\$ -	\$ -	\$ 602,511,600	\$ -	\$ 602,511,600	\$ -	
\$ -	\$ -	\$ 48,765,400	\$ -	\$ 48,765,400	\$ -	
\$ -	\$ -	\$ 48,765,400	\$ -	\$ 48,765,400	\$ -	
\$ -	\$ -	\$ 2,391,962	\$ 2,245,752	\$ 146,210	\$ -	
\$ -	\$ -	\$ 2,391,962	\$ 2,245,752	\$ 146,210	\$ -	
\$ -	\$ 136,000	\$ 136,000	\$ 117,648	\$ -	\$ 18,352	
-	276,000	276,000	262,439	-	13,561	
-	388,000	388,000	257,485	-	130,515	
\$ -	\$ 800,000	\$ 800,000	\$ 637,572	\$ -	\$ 162,428	
\$ -	\$ -	\$ 132,300	\$ -	\$ 132,300	\$ -	
-	-	2,567,700	-	2,567,700	-	
\$ -	\$ -	\$ 2,700,000	\$ -	\$ 2,700,000	\$ -	
\$ -	\$ -	\$ 250,000	\$ 157,465	\$ 92,535	\$ -	
\$ -	\$ -	\$ 250,000	\$ 157,465	\$ 92,535	\$ -	
\$ -	\$ -	\$ 499,970	\$ 17,558	\$ -	\$ 482,412	
\$ -	\$ -	\$ 499,970	\$ 17,558	\$ -	\$ 482,412	
\$ -	\$ -	\$ 300,612,600	\$ 300,554,984	\$ 57,616	\$ -	
\$ -	\$ -	\$ 300,612,600	\$ 300,554,984	\$ 57,616	\$ -	

See accompanying notes to financial statements.

**STATE OF ARIZONA
OTHER FUNDS
STATEMENT OF EXPENDITURES - APPROPRIATION TO ACTUAL
BUDGETARY (LEGAL) BASIS
FOR THE YEAR ENDED JUNE 30, 2021**

AGY	BFY	FUND	APCAT	APPROPRIATION NAME	JULY 1, 2020	
					CONTINUING APPROPRIATION AUTHORITY	GENERAL APPROPRIATIONS
NAA	2021	1421	NA10000	OPERATING LUMP SUM APPROPRIATION	\$ -	\$ 156,154,500
TOTAL NAU COLLECTIONS - APPROPRIATIONS FUND					\$ -	\$ 156,154,500
COMMISSION FOR POSTSECONDARY EDUCATION						
PEA	2021	2405	PE31000	AZ MINORITY ED POLICY ANALYSIS CENTER	\$ -	\$ 5,700
PEA	2021	2405	PE93000	LEVERAGING EDUCATIONAL ASSISTANCE PRSHP	-	1,098,700
PEA	2021	2405	PE10000	OPERATING LUMP SUM APPROPRIATION	-	186,400
PEA	2021	2405	PE43000	TWELVE PLUS PARTNERSHIP	-	1,568
TOTAL POSTSECONDARY EDUCATION FUND					\$ -	\$ 1,292,368
ARIZONA SCHOOLS FOR THE DEAF AND THE BLIND						
SDA	2021	2444	SD20000	PHOENIX DAY SCHOOL FOR THE DEAF	\$ -	\$ 5,164,253
SDA	2021	2444	SD40000	PRESCHOOL-OUTREACH PROGRAMS	-	2,934,278
SDA	2021	2444	SD10000	TUCSON CAMPUS	-	4,862,969
TOTAL SCHOOLS FOR THE DEAF AND THE BLIND FUND					\$ -	\$ 12,961,500
UNIVERSITY OF ARIZONA						
UAA	2021	1402	UA50000	AGRICULTURE	\$ -	\$ 12,319,231
UAA	2021	1402	UA55000	ARIZONA COOPERATIVE EXTENSION	-	1,022,969
UAA	2021	1402	UA80000	OPERATING LUMP SUM APPROPRIATION - HSC	-	45,436,000
UAA	2021	1402	UA40000	OPERATING LUMP SUM APPROPRIATION - MAIN	-	336,574,000
UAA	2021	1402	UA89000	PHOENIX MEDICAL CAMPUS	-	10,261,400
UAA	2021	1402	UA70000	SIERRA VISTA CAMPUS	-	3,513,900
TOTAL U OF A MAIN CAMPUS COLLECTIONS - APPROPRIATIONS FUND					\$ -	\$ 409,127,500
TOTAL EDUCATION					\$ 5,513,484	\$ 2,297,695,268
PROTECTION AND SAFETY						
DEPARTMENT OF CORRECTIONS						
DCA	2021	2088	DC92088	CASH TRANSFER TO BUILDING RENEWAL FUND	\$ -	\$ -
DCA	2021	2088	DC71016	LEWIS/YUMA LOCKS, HVAC, FIRE PROJECT	-	-
DCA	2021	2088	DC70000	OPERATING LUMP SUM APPROPRIATION	-	3,000,800
DCA	2021	2088	DC71002	PRIVATE PRISON PER DIEM	-	27,311,500
TOTAL CORRECTIONS FUND					\$ -	\$ 30,312,300
DCA	2021	2107	DC70000	OPERATING LUMP SUM APPROPRIATION	\$ -	\$ 729,300
TOTAL ST EDUCATION FOR CORRECTIONAL ED FUND					\$ -	\$ 729,300
DCA	2020	2204	DC71200	ADMIN ADJUSTMENT COMMUNITY CORRECTIONS	\$ -	\$ -
DCA	2021	2204	DC71200	COMMUNITY CORRECTIONS	-	305,500
DCA	2021	2204	DC70000	OPERATING LUMP SUM APPROPRIATION	-	250,000
TOTAL ALCOHOL ABUSE TREATMENT FUND					\$ -	\$ 555,500
DCA	2020	2379	DC71200	ADMIN ADJUSTMENT COMMUNITY CORRECTIONS	\$ -	\$ -
DCA	2021	2379	DC71200	COMMUNITY CORRECTIONS	-	2,400,100
TOTAL TRANSITION PROGRAM FUND					\$ -	\$ 2,400,100
DCA	2020	2504	DC70000	ADMIN ADJUSTMENT OPERATING LUMP SUM APPROPRIATION	\$ -	\$ -
DCA	2021	2504	DC71012	INMATE HEALTH CARE CONTRACTED SERVICES	-	10,000,000
DCA	2021	2504	DC70000	OPERATING LUMP SUM APPROPRIATION	-	2,500,000
TOTAL PRISON CONSTRUCTION AND OPERATIONS FUND					\$ -	\$ 12,500,000
DCA	2020	2505	DC70000	ADMIN ADJUSTMENT OPERATING LUMP SUM APPROPRIATION	\$ -	\$ -
DCA	2021	2505	DC71016	LEWIS/YUMA LOCKS, HVAC, FIRE PROJECT	-	-
DCA	2021	2505	DC70000	OPERATING LUMP SUM APPROPRIATION	-	1,341,300

See accompanying notes to financial statements.

CAPITAL OUTLAY APPROPRIATIONS	SUPPLEMENTAL APPROPRIATIONS, MID-YEAR		NET APPROPRIATIONS	EXPENDITURES	LAPSED APPROPRIATION AUTHORITY	JUNE 30, 2021 CONTINUING APPROPRIATION AUTHORITY
	REVERSIONS AND ADJUSTMENTS					
\$ -	\$ 144,200	\$ 156,298,700	\$ -	\$ 156,298,700	\$ -	
\$ -	\$ 144,200	\$ 156,298,700	\$ -	\$ 156,298,700	\$ -	
\$ -	\$ 800	\$ 6,500	\$ 6,500	\$ -	\$ -	
-	-	1,098,700	1,098,700	-	-	
-	6,200	192,600	75,179	117,421	-	
-	-	1,568	500	1,068	-	
\$ -	\$ 7,000	\$ 1,299,368	\$ 1,180,879	\$ 118,489	\$ -	
\$ -	\$ 356,607	\$ 5,520,860	\$ 5,518,334	\$ 2,526	\$ -	
-	443,768	3,378,046	2,955,456	422,590	-	
-	(373,575)	4,489,394	4,487,949	1,445	-	
\$ -	\$ 426,800	\$ 13,388,300	\$ 12,961,739	\$ 426,561	\$ -	
\$ -	\$ 65,500	\$ 12,384,731	\$ -	\$ 12,384,731	\$ -	
-	-	1,022,969	-	1,022,969	-	
-	-	45,436,000	-	45,436,000	-	
-	1,287,600	337,861,600	-	337,861,600	-	
-	-	10,261,400	-	10,261,400	-	
-	18,600	3,532,500	-	3,532,500	-	
\$ -	\$ 1,371,700	\$ 410,499,200	\$ -	\$ 410,499,200	\$ -	
\$ -	\$ 120,664,585	\$ 2,423,873,337	\$ 414,346,196	\$ 1,978,765,085	\$ 30,762,056	
\$ -	\$ 2,500,000	\$ 2,500,000	\$ 2,500,000	\$ -	\$ -	
4,000,000	-	4,000,000	1,041,159	-	2,958,841	
-	-	3,000,800	3,000,745	55	-	
-	-	27,311,500	27,238,042	73,458	-	
\$ 4,000,000	\$ 2,500,000	\$ 36,812,300	\$ 33,779,946	\$ 73,513	\$ 2,958,841	
\$ -	\$ 40,300	\$ 769,600	\$ -	\$ 769,600	\$ -	
\$ -	\$ 40,300	\$ 769,600	\$ -	\$ 769,600	\$ -	
\$ -	\$ 6,584	\$ 6,584	\$ 6,584	\$ -	\$ -	
-	-	305,500	17,830	287,670	-	
-	-	250,000	-	250,000	-	
\$ -	\$ 6,584	\$ 562,084	\$ 24,414	\$ 537,670	\$ -	
\$ -	\$ 49,139	\$ 49,139	\$ 49,139	\$ -	\$ -	
-	-	2,400,100	477,142	1,922,958	-	
\$ -	\$ 49,139	\$ 2,449,239	\$ 526,281	\$ 1,922,958	\$ -	
\$ -	\$ 113	\$ 113	\$ 113	\$ -	\$ -	
-	-	10,000,000	4,000,000	6,000,000	-	
-	-	2,500,000	-	2,500,000	-	
\$ -	\$ 113	\$ 12,500,113	\$ 4,000,113	\$ 8,500,000	\$ -	
\$ -	\$ 28,945	\$ 28,945	\$ 28,945	\$ -	\$ -	
2,000,000	-	2,000,000	829,398	-	1,170,602	
-	-	1,341,300	616,076	725,224	-	

See accompanying notes to financial statements.

**STATE OF ARIZONA
OTHER FUNDS
STATEMENT OF EXPENDITURES - APPROPRIATION TO ACTUAL
BUDGETARY (LEGAL) BASIS
FOR THE YEAR ENDED JUNE 30, 2021**

AGY	BFY	FUND	APCAT	APPROPRIATION NAME	JULY 1, 2020	
					CONTINUING APPROPRIATION AUTHORITY	GENERAL APPROPRIATIONS
TOTAL INMATE STORE PROCEEDS FUND					\$ -	\$ 1,341,300
DCA	2019	2551	DC71013	ADMIN ADJUSTMENT CAPITAL OUTLAY APPN	\$ -	\$ -
DCA	2020	2551	DC71013	CAPITAL OUTLAY APPN	3,676,634	-
DCA	2021	2551	DC71013	CAPITAL OUTLAY APPN	-	-
TOTAL DEPARTMENT OF CORRECTIONS BUILDING RENEWAL FUND					\$ 3,676,634	\$ -
DCA	2020	3140	DC70000	ADMIN ADJUSTMENT OPERATING LUMP SUM APPROPRIATION	\$ -	\$ -
DCA	2021	3140	DC71016	LEWIS/YUMA LOCKS, HVAC, FIRE PROJECT	-	-
DCA	2021	3140	DC70000	OPERATING LUMP SUM APPROPRIATION	-	717,800
DCA	2021	3140	DC71002	PRIVATE PRISON PER DIEM	-	2,062,500
TOTAL PENITENTIARY LAND FUND					\$ -	\$ 2,780,300
DCA	2021	3141	DC71012	INMATE HEALTH CARE CONTRACTED SERVICES	\$ -	\$ 1,500,000
DCA	2021	3141	DC71016	LEWIS/YUMA LOCKS, HVAC, FIRE PROJECT	-	-
DCA	2021	3141	DC70000	OPERATING LUMP SUM APPROPRIATION	-	1,161,800
TOTAL STATE CHAR PEN AND REF LAND EARNINGS FUND					\$ -	\$ 2,661,800
DCA	2021	3187	DC71016	LEWIS/YUMA LOCKS, HVAC, FIRE PROJECT	\$ -	\$ -
TOTAL DEPARTMENT OF CORRECTIONS SPECIAL SERVICES FUND					\$ -	\$ -
DCA	2021	4002	DC71016	LEWIS/YUMA LOCKS, HVAC, FIRE PROJECT	\$ -	\$ -
TOTAL ARIZONA CORRECTIONAL INDUSTRIES REVOLVING FUND					\$ -	\$ -
DEPARTMENT OF JUVENILE CORRECTIONS						
DJA	2020	2281	DJ10000	ADMIN ADJUSTMENT OPERATING LUMP SUM APPROPRIATION	\$ -	\$ -
DJA	2021	2281	DJ10000	OPERATING LUMP SUM APPROPRIATION	-	531,500
TOTAL JUVENILE CORRECTIONS CJEF DISTRIBUTION FUND					\$ -	\$ 531,500
DJA	2021	2323	DJ10000	OPERATING LUMP SUM APPROPRIATION	\$ -	\$ 1,861,700
TOTAL STATE EDUCATION FOR COMMITTED YOUTH FUND					\$ -	\$ 1,861,700
DJA	2021	3007	DJ10000	OPERATING LUMP SUM APPROPRIATION	\$ -	\$ 8,450,900
TOTAL LOCAL COST SHARING FUND					\$ -	\$ 8,450,900
DJA	2020	3029	DJ10000	ADMIN ADJUSTMENT OPERATING LUMP SUM APPROPRIATION	\$ -	\$ -
DJA	2021	3029	DJ10000	OPERATING LUMP SUM APPROPRIATION	-	4,012,400
DJA	2021	3029	RELIEF	RELIEF	-	-
TOTAL ENDOWMENTS AND LAND EARNINGS FUND					\$ -	\$ 4,012,400
ARIZONA CRIMINAL JUSTICE COMMISSION						
JCA	2021	2134	JC45000	OPERATING LUMP SUM APPROPRIATION	\$ -	\$ 655,500
TOTAL CRIMINAL JUSTICE ENHANCEMENT FUND					\$ -	\$ 655,500
JCA	2021	2198	JC80000	VICTIM COMPENSATION - ASSISTANCE	\$ -	\$ 4,223,000
TOTAL VICTIM COMPENSATION AND ASSISTANCE FUND					\$ -	\$ 4,223,000
JCA	2021	2280	JC45000	OPERATING LUMP SUM APPROPRIATION	\$ -	\$ 613,200
TOTAL RESOURCE CENTER FUND					\$ -	\$ 613,200
JCA	2019	2433	JC41000	CRIMINAL HISTORY REPOSITORY UPGRADE	\$ 538,461	\$ -
JCA	2020	2433	JC41000	CRIMINAL HISTORY REPOSITORY UPGRADE	560,395	-
JCA	2021	2433	JC41000	CRIMINAL HISTORY REPOSITORY UPGRADE	-	-
JCA	2021	2443	JC46000	STATE AID TO COUNTY ATTORNEYS	-	973,700
TOTAL FINGERPRINT CLEARANCE CARD FUND					\$ 1,098,856	\$ 973,700

See accompanying notes to financial statements.

CAPITAL OUTLAY APPROPRIATIONS	SUPPLEMENTAL APPROPRIATIONS, MID-YEAR		NET APPROPRIATIONS	EXPENDITURES	LAPSED APPROPRIATION AUTHORITY	JUNE 30, 2021 CONTINUING APPROPRIATION AUTHORITY
	REVERSIONS AND ADJUSTMENTS					
\$ 2,000,000	\$ 28,945	\$ 3,370,245	\$ 1,474,419	\$ 725,224	\$ 1,170,602	
\$ -	\$ 21,036	\$ 21,036	\$ 21,036	\$ -	\$ -	
-	-	3,676,634	3,128,800	547,834	-	
5,464,300	-	5,464,300	2,682,622	-	2,781,678	
\$ 5,464,300	\$ 21,036	\$ 9,161,971	\$ 5,832,459	\$ 547,834	\$ 2,781,678	
\$ -	\$ 247,061	\$ 247,061	\$ 247,061	\$ -	\$ -	
2,000,000	-	2,000,000	47,033	-	1,952,967	
-	23,700	741,500	663,950	77,550	-	
-	-	2,062,500	1,989,258	73,242	-	
\$ 2,000,000	\$ 270,761	\$ 5,051,061	\$ 2,947,300	\$ 150,793	\$ 1,952,967	
\$ -	\$ -	\$ 1,500,000	\$ 1,500,000	\$ -	\$ -	
2,000,000	-	2,000,000	-	-	2,000,000	
-	-	1,161,800	1,161,437	363	-	
\$ 2,000,000	\$ -	\$ 4,661,800	\$ 2,661,437	\$ 363	\$ 2,000,000	
\$ 2,000,000	\$ -	\$ 2,000,000	\$ -	\$ -	\$ 2,000,000	
\$ 2,000,000	\$ -	\$ 2,000,000	\$ -	\$ -	\$ 2,000,000	
\$ 7,000,000	\$ -	\$ 7,000,000	\$ -	\$ -	\$ 7,000,000	
\$ 7,000,000	\$ -	\$ 7,000,000	\$ -	\$ -	\$ 7,000,000	
\$ -	\$ 14,828	\$ 14,828	\$ 14,828	\$ -	\$ -	
-	14,700	546,200	523,469	22,731	-	
\$ -	\$ 29,528	\$ 561,028	\$ 538,297	\$ 22,731	\$ -	
\$ -	\$ 124,300	\$ 1,986,000	\$ 1,425,629	\$ 560,371	\$ -	
\$ -	\$ 124,300	\$ 1,986,000	\$ 1,425,629	\$ 560,371	\$ -	
\$ -	\$ -	\$ 8,450,900	\$ 8,450,900	\$ -	\$ -	
\$ -	\$ -	\$ 8,450,900	\$ 8,450,900	\$ -	\$ -	
\$ -	\$ 342,417	\$ 342,417	\$ 342,417	\$ -	\$ -	
-	4,600	4,017,000	3,680,750	336,250	-	
-	317	317	317	-	-	
\$ -	\$ 347,334	\$ 4,359,734	\$ 4,023,484	\$ 336,250	\$ -	
\$ -	\$ 13,000	\$ 668,500	\$ 488,234	\$ 180,267	\$ -	
\$ -	\$ 13,000	\$ 668,500	\$ 488,234	\$ 180,267	\$ -	
\$ -	\$ 6,900	\$ 4,229,900	\$ 2,621,199	\$ 1,608,701	\$ -	
\$ -	\$ 6,900	\$ 4,229,900	\$ 2,621,199	\$ 1,608,701	\$ -	
\$ -	\$ 11,000	\$ 624,200	\$ 624,133	\$ 67	\$ -	
\$ -	\$ 11,000	\$ 624,200	\$ 624,133	\$ 67	\$ -	
\$ -	\$ -	\$ 538,461	\$ 98,901	\$ -	\$ 439,560	
-	-	560,395	-	-	560,395	
-	600,000	600,000	454,418	-	145,582	
-	-	973,700	685,958	287,742	-	
\$ -	\$ 600,000	\$ 2,672,556	\$ 1,239,277	\$ 287,742	\$ 1,145,537	

See accompanying notes to financial statements.

**STATE OF ARIZONA
OTHER FUNDS
STATEMENT OF EXPENDITURES - APPROPRIATION TO ACTUAL
BUDGETARY (LEGAL) BASIS
FOR THE YEAR ENDED JUNE 30, 2021**

AGY	BFY	FUND	APCAT	APPROPRIATION NAME	JULY 1, 2020 CONTINUING APPROPRIATION AUTHORITY	GENERAL APPROPRIATIONS
DEPARTMENT OF EMERGENCY AND MILITARY AFFAIRS						
MAA	2021	2138	MA10009	NUCLEAR EMERGENCY MANAGEMENT FUND-BUCKEYE	\$ -	\$ -
MAA	2021	2138	MA10007	NUCLEAR EMERGENCY MANAGEMENT FUND-DIV OP BUDGET	-	-
MAA	2021	2138	MA10008	NUCLEAR EMERGENCY MANAGEMENT FUND-MARICOPA	-	-
TOTAL NUCLEAR EMERGENCY MANAGEMENT FUND					<u>\$ -</u>	<u>\$ -</u>
DEPARTMENT OF PUBLIC SAFETY						
PSA	2021	2030	PS10000	OPERATING LUMP SUM APPROPRIATION	\$ -	\$ 318,200
TOTAL STATE HIGHWAY FUND					<u>\$ -</u>	<u>\$ 318,200</u>
PSA	2020	2032	PS65600	ADMIN ADJUSTMENT PHARMACEUTICAL DIVERSION AND DRUG THEFT TASK FORCE	\$ -	\$ -
PSA	2021	2032	PS63000	GIITEM	-	-
PSA	2015	2032	PS63910	MICROWAVE COMMUNICATION SYSTEM UPGRADE	1,186,341	-
PSA	2021	2032	PS63600	MOTOR VEHICLE FUEL	-	936,100
PSA	2021	2032	PS10000	OPERATING LUMP SUM APPROPRIATION	-	192,519,000
PSA	2021	2032	PS65600	PHARMACEUTICAL DIVERSION AND DRUG THEFT TASK FORCE	-	631,200
PSA	2021	2032	AA99999	SWEEPS	-	-
TOTAL ARIZONA HIGHWAY PATROL FUND					<u>\$ 1,186,341</u>	<u>\$ 194,086,300</u>
PSA	2020	2108	PS10000	ADMIN ADJUSTMENT OPERATING LUMP SUM APPROPRIATION	\$ -	\$ -
PSA	2021	2108	PS10000	OPERATING LUMP SUM APPROPRIATION	-	1,650,900
TOTAL SAFETY ENFORCEMENT AND TRANSPORTATION INFRASTRUCTURE FUND					<u>\$ -</u>	<u>\$ 1,650,900</u>
PSA	2021	2285	PS10000	OPERATING LUMP SUM APPROPRIATION	\$ -	\$ 1,250,900
TOTAL MOTOR VEHICLE LIABILITY INS ENFORCEMENT FUND					<u>\$ -</u>	<u>\$ 1,250,900</u>
PSA	2020	2370	PS10000	ADMIN ADJUSTMENT OPERATING LUMP SUM APPROPRIATION	\$ -	\$ -
PSA	2021	2370	PS10000	OPERATING LUMP SUM APPROPRIATION	-	22,554,200
TOTAL DEPT OF PUBLIC SAFETY FORENSICS FUND					<u>\$ -</u>	<u>\$ 22,554,200</u>
PSA	2021	2391	PS10000	OPERATING LUMP SUM APPROPRIATION	\$ -	\$ 3,700
PSA	2021	2391	PS67300	PUBLIC SAFETY EQUIPMENT SURCHARGE	-	2,890,000
TOTAL PUBLIC SAFETY EQUIPMENT FUND					<u>\$ -</u>	<u>\$ 2,893,700</u>
PSA	2020	2396	PS67420	ADMIN ADJUSTMENT GIITEM SUBACCOUNT	\$ -	\$ -
PSA	2019	2396	PS67410	GIITEM FUND APPROPRIATION	105,172	-
PSA	2020	2396	PS67410	GIITEM FUND APPROPRIATION	502,982	-
PSA	2021	2396	PS67410	GIITEM FUND APPROPRIATION	-	1,403,400
PSA	2017	2396	PS67410	GIITEM IMPACT APPROPRIATION	23,927	-
PSA	2018	2396	PS67410	GIITEM IMPACT APPROPRIATION	237	-
PSA	2021	2396	PS67420	GIITEM SUBACCOUNT	-	2,396,100
TOTAL GANG IMMIGRATION INTEL TEAM ENFORCE MISSION FUND					<u>\$ 632,318</u>	<u>\$ 3,799,500</u>
PSA	2020	2433	PS10000	ADMIN ADJUSTMENT OPERATING LUMP SUM APPROPRIATION	\$ -	\$ -
PSA	2021	2433	PS10000	OPERATING LUMP SUM APPROPRIATION	-	1,556,400
TOTAL FINGERPRINT CLEARANCE CARD FUND					<u>\$ -</u>	<u>\$ 1,556,400</u>
PSA	2020	2435	PS65760	LOOP 2020 RADIO TOWER	\$ 265,677	\$ -
TOTAL BOARD OF FINGERPRINTING FUND					<u>\$ 265,677</u>	<u>\$ -</u>
PSA	2021	2445	PS64500	ACTIC	\$ -	\$ 700,000
PSA	2020	2445	PS64500	ADMIN ADJUSTMENT ACTIC	-	-
TOTAL STATE AID TO INDIGENT DEFENSE FUND					<u>\$ -</u>	<u>\$ 700,000</u>
PSA	2021	2479	PS10000	OPERATING LUMP SUM APPROPRIATION	\$ -	\$ 205,000
TOTAL MOTORCYCLE SAFETY FUND					<u>\$ -</u>	<u>\$ 205,000</u>

See accompanying notes to financial statements.

CAPITAL OUTLAY APPROPRIATIONS	SUPPLEMENTAL APPROPRIATIONS, MID-YEAR		NET APPROPRIATIONS	EXPENDITURES	LAPSED APPROPRIATION AUTHORITY	JUNE 30, 2021 CONTINUING APPROPRIATION AUTHORITY
	REVERSIONS AND ADJUSTMENTS					
\$ -	\$ 70,000	\$ 70,000	\$ 70,000	\$ 70,000	\$ -	\$ -
-	749,000	749,000	748,309	691	-	-
-	687,116	687,116	687,116	-	-	-
<u>\$ -</u>	<u>\$ 1,506,116</u>	<u>\$ 1,506,116</u>	<u>\$ 1,505,425</u>	<u>\$ 691</u>	<u>\$ -</u>	<u>\$ -</u>
\$ -	\$ -	\$ 318,200	\$ 318,200	\$ -	\$ -	\$ -
<u>\$ -</u>	<u>\$ -</u>	<u>\$ 318,200</u>	<u>\$ 318,200</u>	<u>\$ -</u>	<u>\$ -</u>	<u>\$ -</u>
\$ -	\$ 470	\$ 470	\$ 470	\$ -	\$ -	\$ -
-	10,100	10,100	10,100	-	-	-
-	-	1,186,341	-	-	1,186,341	-
-	-	936,100	936,100	-	-	-
-	6,704,700	199,223,700	199,223,700	-	-	-
-	21,600	652,800	605,462	47,338	-	-
-	39,698,000	39,698,000	39,698,000	-	-	-
<u>\$ -</u>	<u>\$ 46,434,870</u>	<u>\$ 241,707,512</u>	<u>\$ 240,473,832</u>	<u>\$ 47,338</u>	<u>\$ 1,186,341</u>	<u>\$ -</u>
\$ -	\$ 298,434	\$ 298,434	\$ 298,434	\$ -	\$ -	\$ -
-	64,200	1,715,100	1,286,325	428,775	-	-
<u>\$ -</u>	<u>\$ 362,634</u>	<u>\$ 2,013,534</u>	<u>\$ 1,584,759</u>	<u>\$ 428,775</u>	<u>\$ -</u>	<u>\$ -</u>
\$ -	\$ 51,800	\$ 1,302,700	\$ 1,302,700	\$ -	\$ -	\$ -
<u>\$ -</u>	<u>\$ 51,800</u>	<u>\$ 1,302,700</u>	<u>\$ 1,302,700</u>	<u>\$ -</u>	<u>\$ -</u>	<u>\$ -</u>
\$ -	\$ 778,440	\$ 778,440	\$ 778,440	\$ -	\$ -	\$ -
-	681,400	23,235,600	17,284,000	5,951,600	-	-
<u>\$ -</u>	<u>\$ 1,459,840</u>	<u>\$ 24,014,040</u>	<u>\$ 18,062,440</u>	<u>\$ 5,951,600</u>	<u>\$ -</u>	<u>\$ -</u>
\$ -	\$ -	\$ 3,700	\$ 3,700	\$ -	\$ -	\$ -
-	-	2,890,000	1,753,074	1,136,926	-	-
<u>\$ -</u>	<u>\$ -</u>	<u>\$ 2,893,700</u>	<u>\$ 1,756,774</u>	<u>\$ 1,136,926</u>	<u>\$ -</u>	<u>\$ -</u>
\$ -	\$ 115,838	\$ 115,838	\$ 115,838	\$ -	\$ -	\$ -
-	-	105,172	594	-	104,578	-
-	-	502,982	(418)	-	503,400	-
-	-	1,403,400	1,028,029	-	375,371	-
-	-	23,927	23,927	-	-	-
-	-	237	237	-	-	-
-	15,500	2,411,600	1,963,931	447,669	-	-
<u>\$ -</u>	<u>\$ 131,338</u>	<u>\$ 4,563,156</u>	<u>\$ 3,132,139</u>	<u>\$ 447,669</u>	<u>\$ 983,349</u>	<u>\$ -</u>
\$ -	\$ 216,394	\$ 216,394	\$ 216,394	\$ -	\$ -	\$ -
-	39,700	1,596,100	1,431,473	164,627	-	-
<u>\$ -</u>	<u>\$ 256,094</u>	<u>\$ 1,812,494</u>	<u>\$ 1,647,867</u>	<u>\$ 164,627</u>	<u>\$ -</u>	<u>\$ -</u>
\$ -	\$ -	\$ 265,677	\$ 250,670	\$ 15,008	\$ -	\$ -
<u>\$ -</u>	<u>\$ -</u>	<u>\$ 265,677</u>	<u>\$ 250,670</u>	<u>\$ 15,008</u>	<u>\$ -</u>	<u>\$ -</u>
\$ -	\$ -	\$ 700,000	\$ 680,269	\$ 19,731	\$ -	\$ -
-	57,653	57,653	57,653	-	-	-
<u>\$ -</u>	<u>\$ 57,653</u>	<u>\$ 757,653</u>	<u>\$ 737,922</u>	<u>\$ 19,731</u>	<u>\$ -</u>	<u>\$ -</u>
\$ -	\$ -	\$ 205,000	\$ 205,000	\$ -	\$ -	\$ -
<u>\$ -</u>	<u>\$ -</u>	<u>\$ 205,000</u>	<u>\$ 205,000</u>	<u>\$ -</u>	<u>\$ -</u>	<u>\$ -</u>

See accompanying notes to financial statements.

**STATE OF ARIZONA
OTHER FUNDS
STATEMENT OF EXPENDITURES - APPROPRIATION TO ACTUAL
BUDGETARY (LEGAL) BASIS
FOR THE YEAR ENDED JUNE 30, 2021**

AGY	BFY	FUND	APCAT	APPROPRIATION NAME	JULY 1, 2020	
					CONTINUING APPROPRIATION AUTHORITY	GENERAL APPROPRIATIONS
PSA	2021	2510	PS10000	OPERATING LUMP SUM APPROPRIATION	\$ -	\$ 3,990,500
TOTAL PARITY COMPENSATION FUND					\$ -	\$ 3,990,500
PSA	2020	2518	PS10000	ADMIN ADJUSTMENT OPERATING LUMP SUM APPROPRIATION	\$ -	\$ -
PSA	2021	2518	PS10000	OPERATING LUMP SUM APPROPRIATION	-	2,757,900
TOTAL CONCEALED WEAPONS PERMIT FUND					\$ -	\$ 2,757,900
PSA	2020	2566	PS1810	IMPLEMENT UPDATES TO THE CRIMINAL JUSTICE IT SYS DPS	\$ 2,301,000	\$ -
PSA	2020	2566	PS2004	UPDATE CONCEALED WEAPONS TRACKING SYS AZ DEPT PUBLIC SAFETY	410,000	-
TOTAL AUTOMATION PROJECTS FUND					\$ 2,711,000	\$ -
PSA	2020	3075	PS65800	PEACE OFFICER TRAINING EQUIPMENT	\$ 1,047,800	\$ -
PSA	2021	3075	PS65730	PEACE OFFICER TRAINING EQUIPMENT - VIRTUAL MAINTENANCE	-	-
PSA	2020	3075	PS65720	PEACE OFFICER TRAINING EQUIPMENT - VIRTUAL PURCHASE	1,706,635	-
TOTAL PEACE OFFICER TRAINING EQUIPMENT FUND					\$ 2,754,435	\$ -
PSA	2021	3702	PS63600	MOTOR VEHICLE FUEL	\$ -	\$ 134,300
PSA	2021	3702	PS10000	OPERATING LUMP SUM APPROPRIATION	-	2,802,500
TOTAL CRIMINAL JUSTICE ENHANCEMENT FUND					\$ -	\$ 2,936,800
PSA	2021	4216	PS10000	OPERATING LUMP SUM APPROPRIATION	\$ -	\$ 1,349,300
TOTAL RISK MANAGEMENT FUND					\$ -	\$ 1,349,300
TOTAL PROTECTION AND SAFETY					\$ 12,325,262	\$ 314,652,100

TRANSPORTATION

DEPARTMENT OF TRANSPORTATION

DTA	2020	2005	DT58000	ADMIN ADJUSTMENT OPERATING LUMP SUM APPROPRIATION	\$ -	\$ -
DTA	2015	2005	DT59280	AIRPORT PLANNING AND DEVELOPMENT	2,214,023	-
DTA	2016	2005	DT59280	AIRPORT PLANNING AND DEVELOPMENT	1,066,430	-
DTA	2017	2005	DT59280	AIRPORT PLANNING AND DEVELOPMENT	2,709,702	-
DTA	2018	2005	DT59280	AIRPORT PLANNING AND DEVELOPMENT	18,853,037	-
DTA	2019	2005	DT59280	AIRPORT PLANNING AND DEVELOPMENT	14,936,443	-
DTA	2020	2005	DT59280	AIRPORT PLANNING AND DEVELOPMENT	27,148,711	-
DTA	2021	2005	DT59280	AIRPORT PLANNING AND DEVELOPMENT	-	-
DTA	2020	2005	DT55980	BUILDING RENEWAL	272,320	-
DTA	2021	2005	DT55980	BUILDING RENEWAL	-	-
DTA	2021	2005	DT58000	OPERATING LUMP SUM APPROPRIATION	-	2,010,900
TOTAL STATE AVIATION FUND					\$ 67,200,666	\$ 2,010,900
DTA	2020	2030	DT59607	ADMIN ADJUSTMENT DRIVER SAFETY & LIVESTOCK CONTROL	\$ -	\$ -
DTA	2018	2030	DT59609	ADMIN ADJUSTMENT FLAGSTAFF BUILDING EQUIPMENT	-	-
DTA	2020	2030	DT58000	ADMIN ADJUSTMENT OPERATING LUMP SUM APPROPRIATION	-	-
DTA	2020	2030	DT55925	ADMIN ADJUSTMENT PREVENTIVE SURFACE TREATMENTS	-	-
DTA	2020	2030	DT57040	ADMIN ADJUSTMENT VEHICLE REPLACEMENT	-	-
DTA	2021	2030	DT58960	ATTORNEY GENERAL LEGAL SERVICES	-	3,623,700
DTA	2021	2030	DT58955	AUTHORIZED THIRD PARTY	-	1,633,300
DTA	2020	2030	DT55980	BUILDING RENEWAL	8,442,103	-
DTA	2021	2030	DT55980	BUILDING RENEWAL	-	-
DTA	2021	2030	DT59607	DRIVER SAFETY & LIVESTOCK CONTROL	-	800,000
DTA	2021	2030	DT57050	HIGHWAY DAMAGE RECOVERY ACCOUNT	-	8,000,000
DTA	2016	2030	DT58170	HIGHWAY MAINTENANCE	27	-
DTA	2019	2030	DT58170	HIGHWAY MAINTENANCE	1,071,996	-
DTA	2020	2030	DT58170	HIGHWAY MAINTENANCE	16,794,602	-
DTA	2021	2030	DT58170	HIGHWAY MAINTENANCE	-	142,196,100

See accompanying notes to financial statements.

CAPITAL OUTLAY APPROPRIATIONS	SUPPLEMENTAL APPROPRIATIONS, MID-YEAR REVERSIONS AND ADJUSTMENTS		NET APPROPRIATIONS		LAPSED APPROPRIATION AUTHORITY		JUNE 30, 2021 CONTINUING APPROPRIATION AUTHORITY	
				EXPENDITURES				
\$ -	\$ 185,000	\$ 4,175,500	\$ 4,175,500	\$ -	\$ -	\$ -	\$ -	
\$ -	\$ 185,000	\$ 4,175,500	\$ 4,175,500	\$ -	\$ -	\$ -	\$ -	
\$ -	\$ 16,455	\$ 16,455	\$ 16,455	\$ -	\$ -	\$ -	\$ -	
-	73,300	2,831,200	2,642,275	188,925	-	-	-	
\$ -	\$ 89,755	\$ 2,847,655	\$ 2,658,730	\$ 188,925	\$ -	\$ -	\$ -	
\$ -	\$ -	\$ 2,301,000	\$ -	\$ 2,301,000	\$ -	\$ -	\$ -	
-	-	410,000	410,000	-	-	-	-	
\$ -	\$ -	\$ 2,711,000	\$ 410,000	\$ 2,301,000	\$ -	\$ -	\$ -	
\$ -	\$ -	\$ 1,047,800	\$ -	\$ -	\$ 1,047,800	\$ -	\$ -	
-	203,000	203,000	-	-	203,000	-	-	
-	-	1,706,635	837,106	-	869,529	-	-	
\$ -	\$ 203,000	\$ 2,957,435	\$ 837,106	\$ -	\$ 2,120,329	\$ -	\$ -	
\$ -	\$ -	\$ 134,300	\$ 134,300	\$ -	\$ -	\$ -	\$ -	
-	62,900	2,865,400	2,149,050	716,350	-	-	-	
\$ -	\$ 62,900	\$ 2,999,700	\$ 2,283,350	\$ 716,350	\$ -	\$ -	\$ -	
\$ -	\$ 59,300	\$ 1,408,600	\$ 1,408,600	\$ -	\$ -	\$ -	\$ -	
\$ -	\$ 59,300	\$ 1,408,600	\$ 1,408,600	\$ -	\$ -	\$ -	\$ -	
\$ 24,464,300	\$ 54,909,243	\$ 406,350,905	\$ 353,408,537	\$ 27,642,723	\$ 25,299,645	\$ -	\$ -	
\$ -	\$ 12,243	\$ 12,243	\$ 12,243	\$ -	\$ -	\$ -	\$ -	
-	-	2,214,023	-	2,214,023	-	-	-	
-	-	1,066,430	-	1,066,430	-	-	-	
-	-	2,709,702	-	2,709,702	-	-	-	
-	-	18,853,037	38,303	18,814,735	-	-	-	
-	-	14,936,443	-	14,936,443	-	-	-	
-	-	27,148,711	7,060,254	-	20,088,457	-	-	
30,900,000	-	30,900,000	7,349,156	-	23,550,844	-	-	
-	-	272,320	272,310	10	-	-	-	
281,700	-	281,700	2,500	-	279,200	-	-	
-	53,900	2,064,800	1,793,916	270,884	-	-	-	
\$ 31,181,700	\$ 66,143	\$ 100,459,410	\$ 16,528,682	\$ 40,012,227	\$ 43,918,501	\$ -	\$ -	
\$ -	\$ 156,870	\$ 156,870	\$ 156,870	\$ -	\$ -	\$ -	\$ -	
-	48,252	48,252	48,252	-	-	-	-	
-	3,320,187	3,320,187	3,320,187	-	-	-	-	
-	8,136,185	8,136,185	8,136,185	-	-	-	-	
-	144	144	144	-	-	-	-	
-	-	3,623,700	3,623,700	-	-	-	-	
-	56,300	1,689,600	1,464,831	224,769	-	-	-	
-	-	8,442,103	7,643,421	798,681	-	-	-	
13,000,000	-	13,000,000	3,024,492	-	9,975,508	-	-	
-	-	800,000	740,133	59,867	-	-	-	
-	-	8,000,000	5,392,335	2,607,665	-	-	-	
-	-	27	-	27	-	-	-	
-	-	1,071,996	3,324	609,089	459,583	-	-	
-	-	16,794,602	15,181,282	641,254	972,066	-	-	
-	2,455,200	144,651,300	124,759,280	-	19,892,020	-	-	

See accompanying notes to financial statements.

**STATE OF ARIZONA
OTHER FUNDS
STATEMENT OF EXPENDITURES - APPROPRIATION TO ACTUAL
BUDGETARY (LEGAL) BASIS
FOR THE YEAR ENDED JUNE 30, 2021**

AGY	BFY	FUND	APCAT	APPROPRIATION NAME	JULY 1, 2020	
					CONTINUING APPROPRIATION AUTHORITY	GENERAL APPROPRIATIONS
DTA	2017	2030	DT59603	INTERSTATE 10 PROJECTS	4,047,953	-
DTA	2020	2030	DT55950	INTERSTATE 17 EXPANSION	40,000,000	-
DTA	2021	2030	DT55950	INTERSTATE 17 EXPANSION	-	-
DTA	2021	2030	DT58000	OPERATING LUMP SUM APPROPRIATION	-	198,226,800
DTA	2021	2030	DT55925	PREVENTIVE SURFACE TREATMENTS	-	36,142,000
DTA	2021	2030	RELIEF	RELIEF	-	-
DTA	2020	2030	DT55930	SELIGMAN AND WILLIAMS MAINTENANCE BLDG	2,299,480	-
DTA	2018	2030	DT58260	STATEWIDE HIGHWAY CONSTRUCTION	184,887,798	-
DTA	2019	2030	DT58260	STATEWIDE HIGHWAY CONSTRUCTION	220,034,015	-
DTA	2020	2030	DT58260	STATEWIDE HIGHWAY CONSTRUCTION	252,140,340	-
DTA	2021	2030	DT58260	STATEWIDE HIGHWAY CONSTRUCTION	-	-
DTA	2021	2030	DT57040	VEHICLE REPLACEMENT	-	15,300,000
DTA	2020	2030	DT55940	WICKENBURG MAINTENANCE BLDG	4,308,682	-
TOTAL STATE HIGHWAY FUND					\$ 734,026,996	\$ 405,921,900
DTA	2020	2071	DT59340	ADMIN ADJUSTMENT VEHICLES AND HEAVY EQUIPMENT	\$ -	\$ -
DTA	2021	2071	DT59340	VEHICLES AND HEAVY EQUIPMENT	-	18,654,800
TOTAL TRANSPORTATION DEPARTMENT EQUIPMENT FUND					\$ -	\$ 18,654,800
DTA	2020	2108	DT58000	ADMIN ADJUSTMENT OPERATING LUMP SUM APPROPRIATION	\$ -	\$ -
DTA	2021	2108	DT58170	HIGHWAY MAINTENANCE	-	560,000
DTA	2021	2108	DT58000	OPERATING LUMP SUM APPROPRIATION	-	320,500
TOTAL SAFETY ENFORCE AND TRANS INFRASTRUCTURE FUND					\$ -	\$ 880,500
DTA	2021	2208	DT58000	OPERATING LUMP SUM APPROPRIATION	\$ -	\$ 320,300
TOTAL IGNITION INTERLOCK DEVICE FUND					\$ -	\$ 320,300
DTA	2020	2226	DT58000	ADMIN ADJUSTMENT OPERATING LUMP SUM APPROPRIATION	\$ -	\$ -
DTA	2021	2226	DT58000	OPERATING LUMP SUM APPROPRIATION	-	324,200
TOTAL AIR QUALITY FUND					\$ -	\$ 324,200
DTA	2020	2272	DT58000	ADMIN ADJUSTMENT OPERATING LUMP SUM APPROPRIATION	\$ -	\$ -
DTA	2021	2272	DT58955	AUTHORIZED THIRD PARTY	-	87,800
DTA	2021	2272	DT58000	OPERATING LUMP SUM APPROPRIATION	-	1,980,200
TOTAL VEHICLE INSPECTION AND CERTIFICATE OF TITLE ENFORCEMENT FUND					\$ -	\$ 2,068,000
DTA	2020	2285	DT58000	ADMIN ADJUSTMENT OPERATING LUMP SUM APPROPRIATION	\$ -	\$ -
DTA	2021	2285	DT58955	AUTHORIZED THIRD PARTY	-	99,600
DTA	2021	2285	DT58000	OPERATING LUMP SUM APPROPRIATION	-	1,624,100
TOTAL MOTOR VEHICLE LIABILITY INSURANCE ENFORCEMENT FUND					\$ -	\$ 1,723,700
DTA	2021	3113	DT58955	AUTHORIZED THIRD PARTY	\$ -	\$ 199,500
DTA	2021	3113	DT58000	OPERATING LUMP SUM APPROPRIATION	-	458,500
TOTAL ARIZONA HIGHWAY USER REVENUE FUND					\$ -	\$ 658,000
TOTAL TRANSPORTATION					\$ 801,227,663	\$ 432,562,300
NATURAL RESOURCES						
ARIZONA GAME AND FISH DEPARTMENT						
GFA	2020	2027	GF71001	ADMIN ADJUSTMENT OPERATING LUMP SUM APPROPRIATION	\$ -	\$ -
GFA	2020	2027	GF07584	BUILDING RENEWAL	81,683	-
GFA	2021	2027	GF07584	BUILDING RENEWAL	-	-
GFA	2021	2027	GF71001	OPERATING LUMP SUM APPROPRIATION	-	34,700,600
GFA	2021	2027	GF01051	PITTMAN-ROBERTSON-DINGELL-JOHNSON ACT	-	3,058,000
TOTAL GAME AND FISH FUND					\$ 81,683	\$ 37,758,600

See accompanying notes to financial statements.

CAPITAL OUTLAY APPROPRIATIONS	SUPPLEMENTAL APPROPRIATIONS, MID-YEAR		NET APPROPRIATIONS	EXPENDITURES	LAPSED APPROPRIATION AUTHORITY	JUNE 30, 2021 CONTINUING APPROPRIATION AUTHORITY
	REVERSIONS AND ADJUSTMENTS					
-	-		4,047,953	702,967	-	3,344,986
-	-		40,000,000	-	-	40,000,000
45,000,000	-		45,000,000	-	-	45,000,000
-	6,360,500		204,587,300	196,415,548	8,171,752	-
-	-		36,142,000	34,400,379	1,741,621	-
-	121,141		121,141	121,141	-	-
-	-		2,299,480	90,985	-	2,208,495
-	-		184,887,798	-	184,887,798	-
-	-		220,034,015	-	220,034,015	-
-	-		252,140,340	(65,768)	-	252,206,108
378,733,000	-		378,733,000	139,931,372	-	238,801,628
-	-		15,300,000	13,770,000	1,530,000	-
-	-		4,308,682	158,533	-	4,150,149
<u>\$ 436,733,000</u>	<u>\$ 20,654,779</u>		<u>\$ 1,597,336,675</u>	<u>\$ 559,019,594</u>	<u>\$ 421,306,538</u>	<u>\$ 617,010,543</u>
\$ -	\$ 533,786	\$ 533,786	\$ 533,786	\$ 533,786	\$ -	\$ -
-	513,000	19,167,800	18,634,767	533,033	-	-
<u>\$ -</u>	<u>\$ 1,046,786</u>	<u>\$ 19,701,586</u>	<u>\$ 19,168,554</u>	<u>\$ 533,033</u>	<u>\$ -</u>	<u>\$ -</u>
\$ -	\$ 1,947	\$ 1,947	\$ 1,947	\$ -	\$ -	\$ -
-	-	560,000	280,000	-	-	280,000
-	15,500	336,000	317,148	18,852	-	-
<u>\$ -</u>	<u>\$ 17,447</u>	<u>\$ 897,947</u>	<u>\$ 599,095</u>	<u>\$ 18,852</u>	<u>\$ -</u>	<u>\$ 280,000</u>
\$ -	\$ 12,500	\$ 332,800	\$ 296,935	\$ 35,865	\$ -	\$ -
<u>\$ -</u>	<u>\$ 12,500</u>	<u>\$ 332,800</u>	<u>\$ 296,935</u>	<u>\$ 35,865</u>	<u>\$ -</u>	<u>\$ -</u>
\$ -	\$ 5,710	\$ 5,710	\$ 5,710	\$ -	\$ -	\$ -
-	1,800	326,000	239,864	86,136	-	-
<u>\$ -</u>	<u>\$ 7,510</u>	<u>\$ 331,710</u>	<u>\$ 245,574</u>	<u>\$ 86,136</u>	<u>\$ -</u>	<u>\$ -</u>
\$ -	\$ 676	\$ 676	\$ 676	\$ -	\$ -	\$ -
-	2,600	90,400	75,510	14,890	-	-
-	72,600	2,052,800	1,294,288	758,512	-	-
<u>\$ -</u>	<u>\$ 75,876</u>	<u>\$ 2,143,876</u>	<u>\$ 1,370,474</u>	<u>\$ 773,402</u>	<u>\$ -</u>	<u>\$ -</u>
\$ -	\$ 331,097	\$ 331,097	\$ 331,097	\$ -	\$ -	\$ -
-	2,600	102,200	84,104	18,096	-	-
-	55,500	1,679,600	1,608,640	70,960	-	-
<u>\$ -</u>	<u>\$ 389,197</u>	<u>\$ 2,112,897</u>	<u>\$ 2,023,841</u>	<u>\$ 89,056</u>	<u>\$ -</u>	<u>\$ -</u>
\$ -	\$ 6,700	\$ 206,200	\$ 191,985	\$ 14,215	\$ -	\$ -
-	15,200	473,700	458,561	15,139	-	-
<u>\$ -</u>	<u>\$ 21,900</u>	<u>\$ 679,900</u>	<u>\$ 650,546</u>	<u>\$ 29,354</u>	<u>\$ -</u>	<u>\$ -</u>
<u>\$ 467,914,700</u>	<u>\$ 22,292,139</u>	<u>\$ 1,723,996,801</u>	<u>\$ 599,903,296</u>	<u>\$ 462,884,461</u>	<u>\$ 661,209,044</u>	
\$ -	\$ 44,779	\$ 44,779	\$ 44,779	\$ -	\$ -	\$ -
-	-	81,683	20,000	61,683	-	-
1,157,900	-	1,157,900	869,793	-	-	288,107
-	1,945,100	36,645,700	32,603,013	4,042,687	-	-
-	-	3,058,000	3,058,000	-	-	-
<u>\$ 1,157,900</u>	<u>\$ 1,989,879</u>	<u>\$ 40,988,062</u>	<u>\$ 36,595,585</u>	<u>\$ 4,104,370</u>	<u>\$ 288,107</u>	

See accompanying notes to financial statements.

**STATE OF ARIZONA
OTHER FUNDS
STATEMENT OF EXPENDITURES - APPROPRIATION TO ACTUAL
BUDGETARY (LEGAL) BASIS
FOR THE YEAR ENDED JUNE 30, 2021**

AGY	BFY	FUND	APCAT	APPROPRIATION NAME	JULY 1, 2020	
					CONTINUING APPROPRIATION AUTHORITY	GENERAL APPROPRIATIONS
GFA	2020	2079	GF71001	ADMIN ADJUSTMENT OPERATING LUMP SUM APPROPRIATION	\$ -	\$ -
GFA	2021	2079	GF71001	OPERATING LUMP SUM APPROPRIATION	-	4,855,400
TOTAL WATERCRAFT LICENSING FUND					\$ -	\$ 4,855,400
GFA	2020	2127	GF71001	ADMIN ADJUSTMENT OPERATING LUMP SUM APPROPRIATION	\$ -	\$ -
GFA	2021	2127	GF71001	OPERATING LUMP SUM APPROPRIATION	-	347,700
TOTAL GAME NON GAME FISH AND ENDANGERED SPECIES FUND					\$ -	\$ 347,700
GFA	2020	2203	GF03056	DAM MAINTENANCE	\$ 100,000	\$ -
GFA	2020	2203	GF03057	HATCHERY MAINTENANCE CIP FUND	1,794	-
GFA	2021	2203	GF71001	OPERATING LUMP SUM APPROPRIATION	-	1,001,200
GFA	2020	2203	GF03055	PROPERTY MAINTENANCE	634	-
TOTAL CAPITAL IMPROVEMENT FUND					\$ 102,428	\$ 1,001,200
GFA	2021	2279	GF71001	OPERATING LUMP SUM APPROPRIATION	\$ -	\$ 16,200
GFA	2021	2279	AA99999	SWEEPS	-	-
TOTAL WILDLIFE ENDOWMENT FUND					\$ -	\$ 16,200
DEPARTMENT OF LAND						
LDA	2021	2274	LD22081	NATURAL RESOURCE CONSERVATION DISTRICTS	\$ -	\$ 230,600
LDA	2021	2274	LD22061	NRCD ED CENTERS	-	30,000
TOTAL ENVIRONMENTAL SPECIAL PLATE FUND					\$ -	\$ 260,600
LDA	2020	2526	LD22301	ADMIN ADJUSTMENT DUE DILIGENCE FUND	\$ -	\$ -
LDA	2021	2526	LD22301	DUE DILIGENCE FUND	-	500,000
TOTAL DUE DILIGENCE FUND					\$ -	\$ 500,000
LDA	2020	3146	LD10001	ADMIN ADJUSTMENT OPERATING LUMP SUM APPROPRIATION	\$ -	\$ -
LDA	2021	3146	LD23001	FIRE SUPPRESSION	-	800,000
LDA	2021	3146	LD10001	OPERATING LUMP SUM APPROPRIATION	-	6,481,700
TOTAL TRUST LAND MANAGEMENT FUND					\$ -	\$ 7,281,700
ARIZONA NAVIGABLE STREAM ADJUDICATION COMMISSION						
NSA	2021	2110	NS10000	OPERATING LUMP SUM APPROPRIATION	\$ -	\$ 200,000
TOTAL ARIZONA WATER BANKING FUND					\$ -	\$ 200,000
ARIZONA STATE PARKS BOARD						
PRA	2020	2202	PR91250	ADMIN ADJUSTMENT ARIZONA TRAIL	\$ -	\$ -
PRA	2020	2202	PR22100	ADMIN ADJUSTMENT KARTCHNER CAVERNS STATE PARK	-	-
PRA	2020	2202	PR91000	ADMIN ADJUSTMENT OPERATING LUMP SUM APPROPRIATION	-	-
PRA	2019	2202	PR28000	ADMIN ADJUSTMENT SPRF BSF STATE PARKS CAPITAL IMPROVEMENT	-	-
PRA	2019	2202	PR28110	ADMIN ADJUSTMENT SPRF BUCKSKIN MOUNTAIN STATE PARK CAPITAL IMPROVEMEN	-	-
PRA	2021	2202	PR91001	FY21 SPRF RIMA SUPPLEMENTAL APPROPRIATION	-	-
PRA	2021	2202	PR22100	KARTCHNER CAVERNS STATE PARK	-	2,296,700
PRA	2021	2202	PR91000	OPERATING LUMP SUM APPROPRIATION	-	13,519,000
PRA	2015	2202	PR28000	SPRF BSF STATE PARKS CAPITAL IMPROVEMENT	396,877	-
TOTAL STATE PARKS REVENUE FUND					\$ 396,877	\$ 15,815,700
DEPARTMENT OF WATER RESOURCES						
WCA	2021	2110	WC20000	OPERATING LUMP SUM APPROPRIATION	\$ -	\$ 1,212,200
TOTAL ARIZONA WATER BANKING FUND					\$ -	\$ 1,212,200
WCA	2018	2398	WC20910	LOWER COLORADO RIVER LITIGATION EXPENSES	\$ 479,328	\$ -
WCA	2019	2398	WC20910	LOWER COLORADO RIVER LITIGATION EXPENSES	287,067	-
WCA	2020	2398	WC20910	LOWER COLORADO RIVER LITIGATION EXPENSES	381,299	-

See accompanying notes to financial statements.

CAPITAL OUTLAY APPROPRIATIONS	SUPPLEMENTAL APPROPRIATIONS, MID-YEAR REVERSIONS AND ADJUSTMENTS	NET APPROPRIATIONS	EXPENDITURES	LAPSED APPROPRIATION AUTHORITY	JUNE 30, 2021 CONTINUING APPROPRIATION AUTHORITY
\$ -	\$ 351,171	\$ 351,171	\$ 351,171	\$ -	\$ -
-	136,000	4,991,400	4,159,014	832,386	-
<u>\$ -</u>	<u>\$ 487,171</u>	<u>\$ 5,342,571</u>	<u>\$ 4,510,184</u>	<u>\$ 832,386</u>	<u>\$ -</u>
\$ -	\$ 9,068	\$ 9,068	\$ 9,068	\$ -	\$ -
-	10,200	357,900	201,989	155,911	-
<u>\$ -</u>	<u>\$ 19,268</u>	<u>\$ 366,968</u>	<u>\$ 211,058</u>	<u>\$ 155,911</u>	<u>\$ -</u>
\$ -	\$ -	\$ 100,000	\$ -	\$ 100,000	\$ -
-	-	1,794	172	1,622	-
-	-	1,001,200	1,001,200	-	-
-	-	634	-	634	-
<u>\$ -</u>	<u>\$ -</u>	<u>\$ 1,103,628</u>	<u>\$ 1,001,372</u>	<u>\$ 102,256</u>	<u>\$ -</u>
\$ -	\$ -	\$ 16,200	\$ -	\$ 16,200	\$ -
-	39,571	39,571	39,571	-	-
<u>\$ -</u>	<u>\$ 39,571</u>	<u>\$ 55,771</u>	<u>\$ 39,571</u>	<u>\$ 16,200</u>	<u>\$ -</u>
\$ -	\$ -	\$ 230,600	\$ 162,190	\$ 68,410	\$ -
-	-	30,000	30,000	-	-
<u>\$ -</u>	<u>\$ -</u>	<u>\$ 260,600</u>	<u>\$ 192,190</u>	<u>\$ 68,410</u>	<u>\$ -</u>
\$ -	\$ 3,085	\$ 3,085	\$ 3,085	\$ -	\$ -
-	-	500,000	467,054	32,946	-
<u>\$ -</u>	<u>\$ 3,085</u>	<u>\$ 503,085</u>	<u>\$ 470,139</u>	<u>\$ 32,946</u>	<u>\$ -</u>
\$ -	\$ 76,927	\$ 76,927	\$ 76,927	\$ -	\$ -
-	-	800,000	800,000	-	-
-	38,400	6,520,100	5,433,053	1,087,047	-
<u>\$ -</u>	<u>\$ 115,327</u>	<u>\$ 7,397,027</u>	<u>\$ 6,309,980</u>	<u>\$ 1,087,047</u>	<u>\$ -</u>
\$ -	\$ -	\$ 200,000	\$ -	\$ 200,000	\$ -
<u>\$ -</u>	<u>\$ -</u>	<u>\$ 200,000</u>	<u>\$ -</u>	<u>\$ 200,000</u>	<u>\$ -</u>
\$ -	\$ 40,976	\$ 40,976	\$ 40,976	\$ -	\$ -
-	31,578	31,578	31,578	-	-
-	151,689	151,689	151,689	-	-
-	258,535	258,535	258,535	-	-
-	6,101	6,101	6,101	-	-
-	147,100	147,100	-	147,100	-
-	144,300	2,441,000	2,345,983	95,017	-
-	585,917	14,104,917	14,043,506	61,411	-
-	-	396,877	396,877	-	-
<u>\$ -</u>	<u>\$ 1,366,196</u>	<u>\$ 17,578,773</u>	<u>\$ 17,275,245</u>	<u>\$ 303,528</u>	<u>\$ -</u>
\$ -	\$ 200	\$ 1,212,400	\$ 1,208,357	\$ 4,043	\$ -
<u>\$ -</u>	<u>\$ 200</u>	<u>\$ 1,212,400</u>	<u>\$ 1,208,357</u>	<u>\$ 4,043</u>	<u>\$ -</u>
\$ -	\$ -	\$ 479,328	\$ -	\$ -	\$ 479,328
-	-	287,067	-	-	287,067
-	-	381,299	-	-	381,299

See accompanying notes to financial statements.

STATE OF ARIZONA
OTHER FUNDS
STATEMENT OF EXPENDITURES - APPROPRIATION TO ACTUAL
BUDGETARY (LEGAL) BASIS
FOR THE YEAR ENDED JUNE 30, 2021

AGY	BFY	FUND	APCAT	APPROPRIATION NAME	JULY 1, 2020 CONTINUING APPROPRIATION AUTHORITY	GENERAL APPROPRIATIONS
WCA	2021	2398	WC20910	LOWER COLORADO RIVER LITIGATION EXPENSES	-	500,000
WCA	2021	2398	WC20000	OPERATING LUMP SUM APPROPRIATION	-	463,700
TOTAL WATER RESOURCES FUND					\$ 1,147,693	\$ 963,700
WCA	2021	2509	WC20410	ASSURED - ADEQUATE WATER SUPPLY ADMIN	-	268,600
TOTAL ASSURED AND ADEQUATE WATER SUPPLY ADMIN FUND					\$ -	\$ 268,600
TOTAL NATURAL RESOURCES					\$ 1,728,681	\$ 70,481,600
TOTAL OTHER FUNDS					\$ 917,548,176	\$ 19,275,019,668

See accompanying notes to financial statements.

CAPITAL OUTLAY APPROPRIATIONS	SUPPLEMENTAL APPROPRIATIONS, MID-YEAR REVERSIONS AND ADJUSTMENTS	NET APPROPRIATIONS	EXPENDITURES	LAPSED APPROPRIATION AUTHORITY	JUNE 30, 2021 CONTINUING APPROPRIATION AUTHORITY
-	-	500,000	215,493	-	284,508
-	14,000	477,700	456,609	21,091	-
\$ -	\$ 14,000	\$ 2,125,393	\$ 672,101	\$ 21,091	\$ 1,432,201
\$ -	\$ 8,100	\$ 276,700	\$ 213,129	\$ 63,571	\$ -
\$ -	\$ 8,100	\$ 276,700	\$ 213,129	\$ 63,571	\$ -
\$ 1,157,900	\$ 4,042,797	\$ 77,410,978	\$ 68,698,912	\$ 6,991,759	\$ 1,720,308
\$ 493,683,600	\$ 3,929,072,818	\$ 24,615,324,262	\$ 19,405,974,152	\$ 4,357,059,816	\$ 852,290,294

See accompanying notes to financial statements.

**THIS PAGE INTENTIONALLY
LEFT BLANK**

STATE OF ARIZONA
STATEMENT OF REVENUES, EXPENDITURES AND CHANGES IN FUND BALANCE
BUDGETARY (LEGAL) BASIS
FOR THE YEAR ENDED JUNE 30, 2021

AGY	FUND	APPROPRIATION NAME	FUND BALANCE JULY 1, 2020	REVENUES AND TRANSFERS IN	EXPENDITURES AND TRANSFERS OUT	FUND BALANCE JUNE 30, 2021
GENERAL GOVERNMENT						
DEPARTMENT OF ADMINISTRATION						
CREDIT CARD INCENTIVES AND REBATE CLEARING FUND						
AAA	AA2601	NON-APPROPRIATED - GENERAL		\$ 224,678.79	\$ 23,568.07	
AAA	AA2602	NON-APPROPRIATED - GENERAL		203,635.19	313,663.91	
	TOTAL FUND		\$ 1,187,436.34	\$ 428,313.98	\$ 337,231.98	\$ 1,278,518.34
STATE CHARITABLE PENAL REFORMATORY INSTITUTIONS LAND FUND						
AAA	AA3141	APPROPRIATED ACTIVITY		\$ 500,000.00	\$ 500,000.00	
	TOTAL FUND		\$ -	\$ 500,000.00	\$ 500,000.00	\$ -
CERTIFICATE OF PARTICIPATION FUND						
AAA	AA5005	2015 DEBT SERVICE		\$ 8,643,100.00	\$ 28,456,908.33	
AAA	AA5005	2016 DEBT SERVICE		17,468,300.00	17,464,574.76	
AAA	AA5005	2019A REFUNDING 2010A STATE BLDGS FINANCING		53,701,800.00	53,696,238.66	
AAA	AA5005	FORENSIC UNIT		2,972,300.00	12,018.94	
AAA	AA5005	NON-APPROPRIATED - GENERAL		4,157,900.00	5,717,363.62	
AAA	AA5005	PRISON PROJECT		15,344,500.00	62,047.08	
AAA	AA5005	PRISON WATER PROJ		628,000.00	2,539.36	
	TOTAL FUND		\$ 9,401,801.85	\$ 102,915,900.00	\$ 105,411,690.75	\$ 6,906,011.10
STATE LOTTERY REVENUE BOND DEBT SERVICE FUND						
AAA	AA5040	NON-APPROPRIATED - GENERAL		\$ 28,734,358.07	\$ 32,512,110.85	
	TOTAL FUND		\$ 3,777,752.78	\$ 28,734,358.07	\$ 32,512,110.85	\$ -
STATEWIDE PAYROLL FUND						
AAA	AA9230	GARNISHMENT ADMINISTRATION		\$ 86,455.50	\$ 110,734.91	
AAA	AA9240	RETIREMENT ALTERNATIVE RATE CONTRIBUTION		21,007.52	-	
	TOTAL FUND		\$ 138,315.88	\$ 107,463.02	\$ 110,734.91	\$ 135,043.99
EXCESS BENEFIT ARRANGEMENT FUND						
AAA	AA9350	EXCESS BENEFIT ARRANGEMENT		\$ 9,643.38	\$ 9,643.38	
	TOTAL FUND		\$ -	\$ 9,643.38	\$ 9,643.38	\$ -
PERSONNEL DIVISION FUND						
ADA	AD1107	APPROPRIATED ACTIVITY		\$ -	\$ 15,532,363.98	
ADA	AD1107	OTHER EXPENDITURE ACTIVITY		-	70,966.67	
ADA	AD1107	REVENUES AND RECEIVABLE		15,645,293.96	-	
	TOTAL FUND		\$ 3,882,183.23	\$ 15,645,293.96	\$ 15,603,330.65	\$ 3,924,146.54
CAPITAL OUTLAY STABILIZATION FUND						
ADA	AD1600	APPROPRIATED ACTIVITY		\$ 105.09	\$ 32,637,783.52	
ADA	AD1600	EXPENDITURE OFFSET		-	222,821.43	
ADA	AD1600	OTHER EXPENDITURE ACTIVITY		-	(222,821.43)	
ADA	AD1600	REVENUES AND RECEIVABLE		32,030,643.39	-	
	TOTAL FUND		\$ 22,285,526.70	\$ 32,030,748.48	\$ 32,637,783.52	\$ 21,678,491.66
FEDERAL GRANT FUND						
ADA	AD2000	GRANTS		\$ 1,989,595.49	\$ 1,988,045.98	
ADA	AD2001	ADOA FEDERAL GRANTS		28,163.80	28,279.54	
	TOTAL FUND		\$ 1,759.30	\$ 2,017,759.29	\$ 2,016,325.52	\$ 3,193.07
STATEWIDE DONATIONS FUND						
ADA	AD2025	DONATIONS		\$ 518.00	\$ 3,346.88	
	TOTAL FUND		\$ 5,680.94	\$ 518.00	\$ 3,346.88	\$ 2,852.06
INFORMATION TECHNOLOGY FUND						
ADA	AD2152	APPROPRIATED ACTIVITY		\$ -	\$ 8,994,253.04	
ADA	AD2152	EXPENDITURE OFFSET		-	(11,648.89)	
ADA	AD2152	OTHER EXPENDITURE ACTIVITY		-	20,185.21	
ADA	AD2152	REVENUES AND RECEIVABLE		9,386,113.70	-	
	TOTAL FUND		\$ 5,371,264.32	\$ 9,386,113.70	\$ 9,002,789.36	\$ 5,754,588.66
EMERGENCY TELECOM SERVICES REVOLVING FUND						
ADA	AD2176	911 EMERGENCY TELECOMMUNICATION		\$ 18,978,259.23	\$ 21,027,494.40	

See accompanying notes to financial statements.

STATE OF ARIZONA
STATEMENT OF REVENUES, EXPENDITURES AND CHANGES IN FUND BALANCE
BUDGETARY (LEGAL) BASIS
FOR THE YEAR ENDED JUNE 30, 2021

AGY	FUND	APPROPRIATION NAME	FUND BALANCE JULY 1, 2020	REVENUES AND TRANSFERS IN	EXPENDITURES AND TRANSFERS OUT	FUND BALANCE JUNE 30, 2021
ADA	AD2177	911 EMERGENCY TELECOMMUNICATION		5,558.14	254,548.52	
	TOTAL FUND		\$ 18,339,005.37	\$ 18,983,817.37	\$ 21,282,042.92	\$ 16,040,779.82
AIR QUALITY FUND						
ADA	AD2226	APPROPRIATED ACTIVITY		\$ -	\$ 170,630.10	
ADA	AD2226	REVENUES AND RECEIVABLE		927,300.00	-	
	TOTAL FUND		\$ 1,395,202.02	\$ 927,300.00	\$ 170,630.10	\$ 2,151,871.92
STATE EMPLOYEE TRAVEL REDUCTION FUND						
ADA	AD2261	TRAVEL REDUCTION MAG		\$ 522,432.19	\$ 250,810.93	
	TOTAL FUND		\$ 612,008.51	\$ 522,432.19	\$ 250,810.93	\$ 883,629.77
STATE MONUMENT AND MEMORIAL REPAIR FUND						
	TOTAL FUND		\$ 237,520.97	\$ -	\$ -	\$ 237,520.97
STATE TRAFFIC AND PARKING CONTROL FUND						
	TOTAL FUND		\$ 4,131.95	\$ -	\$ -	\$ 4,131.95
INTERGOVERNMENTAL AND INTERAGENCY SERVICE AGREEMENT FUND						
ADA	AD2500	ARIZONA STATE HOSPITAL ISA		\$ 1,777,728.27	\$ 1,723,675.15	
ADA	AD2500	CHIEF PROCUREMENT OFFICER		1,092,677.51	1,096,716.31	
ADA	AD2500	EMPLOYEE BUS PAYMENTS		9,088.06	13,554.25	
ADA	AD2500	GSD ISAS		4,905,329.31	10,127,959.66	
ADA	AD2500	ISA		3,305,788.65	2,753,578.22	
ADA	AD2599	TRANSPARENCY WEBSITE		26,000.00	27,036.31	
	TOTAL FUND		\$ 6,986,208.60	\$ 11,116,611.80	\$ 15,742,519.90	\$ 2,360,300.50
ADOA SPECIAL EVENTS FUND						
ADA	AD2503	SPECIAL EVENTS CONFERENCE ROOM SET UP		\$ 13,400.00	\$ (2,826.54)	
	TOTAL FUND		\$ 177.03	\$ 13,400.00	\$ (2,826.54)	\$ 16,403.57
STATE WEB PORTAL FUND						
ADA	AD2531	APPROPRIATED ACTIVITY		\$ -	\$ 6,312,987.87	
ADA	AD2531	OTHER EXPENDITURE ACTIVITY		-	12.79	
ADA	AD2531	REVENUES AND RECEIVABLE		14,909,885.95	-	
	TOTAL FUND		\$ 8,491,826.22	\$ 14,909,885.95	\$ 6,313,000.66	\$ 17,088,711.51
AUTOMATION PROJECTS FUND						
ADA	AD2566	APPROPRIATED ACTIVITY		\$ 4,992,800.00	\$ 13,816,790.23	
	TOTAL FUND		\$ 13,308,982.30	\$ 4,992,800.00	\$ 13,816,790.23	\$ 4,484,992.07
CREDIT CARD CLEARING FUND						
ADA	AD2600	CREDIT CARD CLEARING		\$ 611.03	\$ -	
	TOTAL FUND		\$ 184.64	\$ 611.03	\$ -	\$ 795.67
TITLE VI-CORONAVIRUS RELIEF FUND						
ADA	AD2975	CORONAVIRUS RELIEF		\$ 4,673,627.66	\$ 4,673,627.66	
	TOTAL FUND		\$ -	\$ 4,673,627.66	\$ 4,673,627.66	\$ -
SPECIAL EMPLOYEE HEALTH INS TRUST FUND						
ADA	AD3015	APPROPRIATED ACTIVITY		\$ (51.42)	\$ 4,999,352.54	
ADA	AD3015	EXPENDITURE OFFSET		-	(26,890.49)	
ADA	AD3015	NON APPROPRIATED BENEFITS PROGRAM		868,005,805.78	887,897,424.82	
ADA	AD3015	OTHER EXPENDITURE ACTIVITY		-	14,490.07	
	TOTAL FUND		\$ 83,142,776.69	\$ 868,005,754.36	\$ 892,884,376.94	\$ 58,264,154.11
EMPLOYEE BENEFIT PLAN FUND						
ADA	AD3035	NON APPROPRIATED BENEFITS PROGRAM		\$ 35,233,506.56	\$ 36,436,564.95	
	TOTAL FUND		\$ 1,454,457.86	\$ 35,233,506.56	\$ 36,436,564.95	\$ 251,399.47
LEGISLATIVE, EXECUTIVE AND JUDICIAL PUBLIC BUILDINGS LAND FUND						
ADA	AD3127	APPROPRIATED ACTIVITY		\$ -	\$ 2,307,297.05	
ADA	AD3127	EXPENDITURE OFFSET		-	1,410,551.78	
ADA	AD3127	OTHER EXPENDITURE ACTIVITY		-	(1,410,551.78)	
ADA	AD3127	REVENUE COLLECTIONS		1,008,294.95	-	
	TOTAL FUND		\$ 5,031,401.78	\$ 1,008,294.95	\$ 2,307,297.05	\$ 3,732,399.68
RETIREE ACCUMULATED SICK LEAVE FUND						
ADA	AD3200	RETIREE ACCUMULATED SICK LEAVE		\$ 16,889,397.41	\$ 15,113,703.01	

See accompanying notes to financial statements.

STATE OF ARIZONA
STATEMENT OF REVENUES, EXPENDITURES AND CHANGES IN FUND BALANCE
BUDGETARY (LEGAL) BASIS
FOR THE YEAR ENDED JUNE 30, 2021

AGY	FUND	APPROPRIATION NAME	FUND BALANCE JULY 1, 2020	REVENUES AND TRANSFERS IN	EXPENDITURES AND TRANSFERS OUT	FUND BALANCE JUNE 30, 2021
TOTAL FUND			<u>\$ 5,412,346.07</u>	<u>\$ 16,889,397.41</u>	<u>\$ 15,113,703.01</u>	<u>\$ 7,188,040.47</u>
CAPITOL MALL CONSOLIDATION FUND						
ADA	AD3211	APPROPRIATED ACTIVITY		\$ -	\$ 7,871,249.23	
TOTAL FUND			<u>\$ 8,320,509.83</u>	<u>\$ -</u>	<u>\$ 7,871,249.23</u>	<u>\$ 449,260.60</u>
CRISIS CONTINGENCY AND SAFETY NET FUND						
ADA	AD3240	CRISIS CONTINGENCY AND SAFETY NET FUND		\$ (111,845.14)	\$ 1,307,046.40	
TOTAL FUND			<u>\$ 1,418,891.54</u>	<u>\$ (111,845.14)</u>	<u>\$ 1,307,046.40</u>	<u>\$ -</u>
VW DIESEL EMISSIONS ENVIRONMENTAL MITIGATION TRUST FUND						
ADA	AD3917	VW DIESEL EMISSIONS ENVIRONMENTAL MITIGATION		\$ -	\$ 2,899,430.58	
TOTAL FUND			<u>\$ 3,019,176.67</u>	<u>\$ -</u>	<u>\$ 2,899,430.58</u>	<u>\$ 119,746.09</u>
MOTOR VEHICLE POOL REVOLVING FUND						
ADA	AD4204	APPROPRIATED ACTIVITY		\$ 495,467.08	\$ 5,908,129.59	
ADA	AD4204	EXPENDITURE OFFSET		-	(4,498,453.64)	
ADA	AD4204	OTHER EXPENDITURE ACTIVITY		-	4,614,870.26	
ADA	AD4204	REVENUES AND RECEIVABLE		6,294,588.82	-	
TOTAL FUND			<u>\$ 14,147,975.85</u>	<u>\$ 6,790,055.90</u>	<u>\$ 6,024,546.21</u>	<u>\$ 14,913,485.54</u>
SPECIAL SERVICES REVOLVING FUND						
ADA	AD4208	APPROPRIATED ACTIVITY		\$ -	\$ 508,038.32	
ADA	AD4208	OTHER EXPENDITURE ACTIVITY		-	13,686.19	
ADA	AD4208	SPECIAL SERVICES		1,246,843.12	750,499.68	
TOTAL FUND			<u>\$ 270,292.37</u>	<u>\$ 1,246,843.12</u>	<u>\$ 1,272,224.19</u>	<u>\$ 244,911.30</u>
CO-OP ST PURCHASING FUND						
ADA	AD4213	EPS CO-OP		\$ 5,354,355.53	\$ 4,536,120.23	
TOTAL FUND			<u>\$ 4,082,318.70</u>	<u>\$ 5,354,355.53</u>	<u>\$ 4,536,120.23</u>	<u>\$ 4,900,554.00</u>
STATE SURPLUS MATERIALS REVOLVING FUND						
ADA	AD4214	APPROPRIATED ACTIVITY		\$ -	\$ 3,791,443.71	
ADA	AD4214	OTHER EXPENDITURE ACTIVITY		-	34,024.29	
ADA	AD4214	REVENUES AND RECEIVABLE		4,480,777.84	-	
TOTAL FUND			<u>\$ 1,696,269.16</u>	<u>\$ 4,480,777.84</u>	<u>\$ 3,825,468.00</u>	<u>\$ 2,351,579.00</u>
FEDERAL SURPLUS MATERIALS REVOLVING FUND						
ADA	AD4215	REVENUES AND RECEIVABLE		\$ 31.62	\$ -	
TOTAL FUND			<u>\$ 13,992.81</u>	<u>\$ 31.62</u>	<u>\$ -</u>	<u>\$ 14,024.43</u>
RISK MANAGEMENT FUND						
ADA	AD4216	APPROPRIATED ACTIVITY		\$ 28,315,687.85	\$ 80,767,227.57	
ADA	AD4216	OTHER EXPENDITURE ACTIVITY		-	6,485.91	
ADA	AD4216	REVENUES AND RECEIVABLE		69,780,043.50	-	
TOTAL FUND			<u>\$ 85,558,482.14</u>	<u>\$ 98,095,731.35</u>	<u>\$ 80,773,713.48</u>	<u>\$ 102,880,500.01</u>
CONSTRUCTION INSURANCE FUND						
ADA	AD4219	CONSTRUCTION INSURANCE CLAIMS AND PREMIUMS		\$ 3,535,399.48	\$ 6,962,275.64	
ADA	AD4219	CONSTRUCTION INSURANCE PROGRAM		-	576,590.31	
TOTAL FUND			<u>\$ 23,699,182.72</u>	<u>\$ 3,535,399.48</u>	<u>\$ 7,538,865.95</u>	<u>\$ 19,695,716.25</u>
ARIZONA FINANCIAL INFORMATION SYSTEM COLLECTIONS FUND						
ADA	AD4220	APPROPRIATED ACTIVITY		\$ 70.00	\$ 8,494,342.68	
ADA	AD4220	REVENUES AND RECEIVABLE		9,547,665.66	-	
TOTAL FUND			<u>\$ 1,161,510.87</u>	<u>\$ 9,547,735.66</u>	<u>\$ 8,494,342.68</u>	<u>\$ 2,214,903.85</u>
AUTOMATION OPERATIONS FUND						
ADA	AD4230	APPROPRIATED ACTIVITY		\$ 29,448,167.80	\$ 28,516,335.32	
ADA	AD4230	OTHER EXPENDITURE ACTIVITY		-	587,393.28	
ADA	AD4230	REVENUES AND RECEIVABLE		5,353.86	-	
TOTAL FUND			<u>\$ 10,970,496.57</u>	<u>\$ 29,453,521.66</u>	<u>\$ 29,103,728.60</u>	<u>\$ 11,320,289.63</u>
TELECOMMUNICATIONS FUND						
ADA	AD4231	APPROPRIATED ACTIVITY		\$ 1,302.36	\$ 1,743,506.17	
ADA	AD4231	OTHER EXPENDITURE ACTIVITY		-	14,484.32	
ADA	AD4231	REVENUES AND RECEIVABLE		1,752,603.50	-	

See accompanying notes to financial statements.

STATE OF ARIZONA
STATEMENT OF REVENUES, EXPENDITURES AND CHANGES IN FUND BALANCE
BUDGETARY (LEGAL) BASIS
FOR THE YEAR ENDED JUNE 30, 2021

AGY	FUND	APPROPRIATION NAME	FUND BALANCE JULY 1, 2020	REVENUES AND TRANSFERS IN	EXPENDITURES AND TRANSFERS OUT	FUND BALANCE JUNE 30, 2021
TOTAL FUND			<u>\$ 1,378,442.46</u>	<u>\$ 1,753,905.86</u>	<u>\$ 1,757,990.49</u>	<u>\$ 1,374,357.83</u>
OFFICE OF EQUAL OPPORTUNITY						
PERSONNEL DIVISION FUND						
AGA	AF1107	APPROPRIATED ACTIVITY		\$ 197,700.00	\$ 194,961.12	
TOTAL FUND			<u>\$ 70,220.30</u>	<u>\$ 197,700.00</u>	<u>\$ 194,961.12</u>	<u>\$ 72,959.18</u>
ATTORNEY GENERAL						
FEDERAL GRANT FUND						
AGA	AG2000	NON APPROPRIATED REVENUES AND EXPENDITURES		\$ 6,576,914.02	\$ 6,629,403.48	
TOTAL FUND			<u>\$ 1,303,049.11</u>	<u>\$ 6,576,914.02</u>	<u>\$ 6,629,403.48</u>	<u>\$ 1,250,559.65</u>
ANTI-RACKETEERING REVOLVING FUND						
AGA	AG2130	NON APPROPRIATED REVENUES AND EXPENDITURES		\$ 3,135,737.20	\$ 2,216,983.61	
AGA	AG2131	NON APPROPRIATED REVENUES AND EXPENDITURES		7,358,561.88	1,921,744.38	
AGA	AG2132	NON APPROPRIATED REVENUES AND EXPENDITURES		263,084.82	1,507,087.57	
TOTAL FUND			<u>\$ 22,987,985.37</u>	<u>\$ 10,757,383.90</u>	<u>\$ 5,645,815.56</u>	<u>\$ 28,099,553.71</u>
PROSECUTING ATTORNEYS ADVISORY COUNCIL TRAINING FUND						
AGA	AG2361	NON APPROPRIATED REVENUES AND EXPENDITURES		\$ 933,842.49	\$ 907,780.82	
TOTAL FUND			<u>\$ 89,391.97</u>	<u>\$ 933,842.49</u>	<u>\$ 907,780.82</u>	<u>\$ 115,453.64</u>
ATTORNEY GENERAL CJEF DISTRIBUTIONS FUND						
AGA	AG2362	NON APPROPRIATED REVENUES AND EXPENDITURES		\$ 2,885,437.90	\$ 2,662,388.08	
TOTAL FUND			<u>\$ 719,696.13</u>	<u>\$ 2,885,437.90</u>	<u>\$ 2,662,388.08</u>	<u>\$ 942,745.95</u>
INTERGOVERNMENTAL AND INTERAGENCY SERVICE AGREEMENT FUND						
AGA	AG2500	NON APPROPRIATED REVENUES AND EXPENDITURES		\$ 28,057,103.24	\$ 28,650,433.16	
TOTAL FUND			<u>\$ 2,266,055.30</u>	<u>\$ 28,057,103.24</u>	<u>\$ 28,650,433.16</u>	<u>\$ 1,672,725.38</u>
CHILD AND FAMILY ADVOCACY CENTER FUND						
AGA	AG2540	NON APPROPRIATED REVENUES AND EXPENDITURES		\$ 100,000.00	\$ 599,999.98	
TOTAL FUND			<u>\$ 600,000.00</u>	<u>\$ 100,000.00</u>	<u>\$ 599,999.98</u>	<u>\$ 100,000.02</u>
CONSUMER RESTITUTION AND REMEDIATION REVOLVING FUND						
AGA	AG2573	NON APPROPRIATED REVENUES AND EXPENDITURES		\$ 3,625,470.03	\$ 5,630,526.57	
AGA	AG2574	APPROPRIATED ACTIVITY		-	76,705.42	
AGA	AG2574	NON APPROPRIATED REVENUES AND EXPENDITURES		11,584,291.00	2,194,667.24	
TOTAL FUND			<u>\$ 12,151,123.82</u>	<u>\$ 15,209,761.03</u>	<u>\$ 7,901,899.23</u>	<u>\$ 19,458,985.62</u>
ATTORNEY GENERAL AGENCY SERVICES FUND						
AGA	AG2657	APPROPRIATED ACTIVITY		\$ -	\$ 15,879,314.19	
AGA	AG2657	REVENUE COLLECTIONS		16,057,664.26	-	
TOTAL FUND			<u>\$ 1,936,076.04</u>	<u>\$ 16,057,664.26</u>	<u>\$ 15,879,314.19</u>	<u>\$ 2,114,426.11</u>
ATTORNEY GENERAL'S TRUST FUND						
AGA	AG3102	NON APPROPRIATED REVENUES AND EXPENDITURES		\$ 6,083.23	\$ 367,792.25	
TOTAL FUND			<u>\$ 402,689.04</u>	<u>\$ 6,083.23</u>	<u>\$ 367,792.25</u>	<u>\$ 40,980.02</u>
COURT ORDERED TRUST FUND						
AGA	AG3181	APPROPRIATED ACTIVITY		\$ 389,095.07	\$ 853,798.67	
AGA	AG3181	NON APPROPRIATED REVENUES AND EXPENDITURES		6,451.86	-	
AGA	AG3182	NON APPROPRIATED REVENUES AND EXPENDITURES		63,176.66	175,617.90	
TOTAL FUND			<u>\$ 7,558,139.06</u>	<u>\$ 458,723.59</u>	<u>\$ 1,029,416.57</u>	<u>\$ 6,987,446.08</u>
ATTORNEY GENERAL COLLECTION ENFORCEMENT FUND						
AGA	AG3211	APPROPRIATED ACTIVITY		\$ (4,034,997.07)	\$ 7,208,613.84	
AGA	AG3211	REVENUE COLLECTIONS		11,717,583.92	-	
AGA	AG3212	REVENUE COLLECTIONS		(87,899.37)	-	
AGA	AG3213	REVENUE COLLECTIONS		1,345.86	-	
TOTAL FUND			<u>\$ 6,026,162.58</u>	<u>\$ 7,596,033.34</u>	<u>\$ 7,208,613.84</u>	<u>\$ 6,413,582.08</u>
INTERNET CRIMES AGAINST CHILDREN ENFORCEMENT FUND						
AGA	AG3217	APPROPRIATED ACTIVITY		\$ 900,000.00	\$ 1,140,486.17	
TOTAL FUND			<u>\$ 2,384,678.10</u>	<u>\$ 900,000.00</u>	<u>\$ 1,140,486.17</u>	<u>\$ 2,144,191.93</u>

See accompanying notes to financial statements.

STATE OF ARIZONA
STATEMENT OF REVENUES, EXPENDITURES AND CHANGES IN FUND BALANCE
BUDGETARY (LEGAL) BASIS
FOR THE YEAR ENDED JUNE 30, 2021

AGY	FUND	APPROPRIATION NAME	FUND BALANCE JULY 1, 2020	REVENUES AND TRANSFERS IN	EXPENDITURES AND TRANSFERS OUT	FUND BALANCE JUNE 30, 2021
RISK MANAGEMENT FUND						
AGA	AG4216	APPROPRIATED ACTIVITY		\$ -	\$ 9,969,865.28	
AGA	AG4216	OTHER EXPENDITURE ACTIVITY		-	8,626.46	
AGA	AG4216	REVENUE COLLECTIONS		9,894,337.12	-	
	TOTAL FUND		<u>\$ 629,967.29</u>	<u>\$ 9,894,337.12</u>	<u>\$ 9,978,491.74</u>	<u>\$ 545,812.67</u>
AG LEGAL SERVICES COST ALLOCATION FUND						
AGA	AG4240	APPROPRIATED ACTIVITY		\$ -	\$ 1,671,519.80	
AGA	AG4240	REVENUE COLLECTIONS		1,798,500.00	-	
	TOTAL FUND		<u>\$ 587,611.21</u>	<u>\$ 1,798,500.00</u>	<u>\$ 1,671,519.80</u>	<u>\$ 714,591.41</u>
	MOTOR CARRIER SAFETY REVOLVING FUND		<u>\$ 46,303.40</u>	<u>\$ -</u>	<u>\$ -</u>	<u>\$ 46,303.40</u>
CONSUMER PROTECTION FRAUD REVOLVING FUND						
AGA	AG6211	APPROPRIATED ACTIVITY		\$ 757,340.80	\$ 11,701,375.56	
AGA	AG6211	REVENUE COLLECTIONS		12,893,528.24	-	
AGA	AG6212	APPROPRIATED ACTIVITY		-	459,568.08	
	TOTAL FUND		<u>\$ 40,010,081.27</u>	<u>\$ 13,650,869.04</u>	<u>\$ 12,160,943.64</u>	<u>\$ 41,500,006.67</u>
ANTITRUST ENFORCEMENT REVOLVING FUND						
AGA	AG6311	APPROPRIATED ACTIVITY		\$ (496.80)	\$ 147,500.83	
AGA	AG6311	REVENUE COLLECTIONS		116,145.81	-	
	TOTAL FUND		<u>\$ 1,990,768.32</u>	<u>\$ 115,649.01</u>	<u>\$ 147,500.83</u>	<u>\$ 1,958,916.50</u>
CRIMINAL CASE PROCESSING FUND						
AGA	AG7361	NON APPROPRIATED REVENUES AND EXPENDITURES		\$ 55,434.39	\$ 107,668.00	
	TOTAL FUND		<u>\$ 231,797.01</u>	<u>\$ 55,434.39</u>	<u>\$ 107,668.00</u>	<u>\$ 179,563.40</u>
VICTIMS RIGHTS FUND						
AGA	AG7511	APPROPRIATED ACTIVITY		\$ 1,921,144.29	\$ 2,476,772.72	
	TOTAL FUND		<u>\$ 1,780,210.66</u>	<u>\$ 1,921,144.29</u>	<u>\$ 2,476,772.72</u>	<u>\$ 1,224,582.23</u>
INDIRECT COST RECOVERY FUND						
AGA	AG9001	NON APPROPRIATED REVENUES AND EXPENDITURES		\$ 10,039,122.48	\$ 8,589,686.71	
	TOTAL FUND		<u>\$ 5,510,799.04</u>	<u>\$ 10,039,122.48</u>	<u>\$ 8,589,686.71</u>	<u>\$ 6,960,234.81</u>
PRIVATE FUNDS, CONTRIBUTIONS AND SUSPENSE FUNDS						
AGA	AG9006	NON APPROPRIATED REVENUES AND EXPENDITURES		\$ 12,740,987.74	\$ -	
	TOTAL FUND		<u>\$ 5,660,980.13</u>	<u>\$ 12,740,987.74</u>	<u>\$ -</u>	<u>\$ 18,401,967.87</u>
AUDITOR GENERAL						
	ARIZONA WATER BANKING FUND		<u>\$ 30,039.49</u>	<u>\$ -</u>	<u>\$ -</u>	<u>\$ 30,039.49</u>
AUDIT SERVICES REVOLVING FUND						
AUA	AU2242	AUDIT SERVICES REVOLVING FUND		\$ 1,563,586.00	\$ 1,084,573.00	
	TOTAL FUND		<u>\$ 1,625,178.54</u>	<u>\$ 1,563,586.00</u>	<u>\$ 1,084,573.00</u>	<u>\$ 2,104,191.54</u>
EXPOSITION AND STATE FAIR BOARD						
TITLE VI-CORONAVIRUS RELIEF FUND						
CLA	CL2975	CORONAVIRUS RELIEF		\$ 500,000.00	\$ 500,000.00	
	TOTAL FUND		<u>\$ -</u>	<u>\$ 500,000.00</u>	<u>\$ 500,000.00</u>	<u>\$ -</u>
ARIZONA EXPOSITION AND STATE FAIR FUND						
CLA	CL4001	APPROPRIATED ACTIVITY		\$ 2,100,889.51	\$ 3,411,912.89	
CLA	CL4001	OTHER EXPENDITURE ACTIVITY		-	569,230.30	
	TOTAL FUND		<u>\$ 9,955,603.52</u>	<u>\$ 2,100,889.51</u>	<u>\$ 3,981,143.19</u>	<u>\$ 8,075,349.84</u>
COURT OF APPEALS						
JUDICIAL COLLECTION ENHANCEMENT FUND						
COA	CO2246	SUR CHARGE		\$ 48,954.40	\$ -	
	TOTAL FUND		<u>\$ 261,976.47</u>	<u>\$ 48,954.40</u>	<u>\$ -</u>	<u>\$ 310,930.87</u>
COURT OF APPEALS COLLECTION ENHANCEMENT FUND						

See accompanying notes to financial statements.

STATE OF ARIZONA
STATEMENT OF REVENUES, EXPENDITURES AND CHANGES IN FUND BALANCE
BUDGETARY (LEGAL) BASIS
FOR THE YEAR ENDED JUNE 30, 2021

AGY	FUND	APPROPRIATION NAME	FUND BALANCE JULY 1, 2020	REVENUES AND TRANSFERS IN	EXPENDITURES AND TRANSFERS OUT	FUND BALANCE JUNE 30, 2021
COA	CO2539	FEE COLLEC - PROCESSING IMPROV - LOCAL		\$ 21,068.26	\$ -	
	TOTAL FUND		\$ 392,425.56	\$ 21,068.26	\$ -	\$ 413,493.82
COURT OF APPEALS DIV II						
JUDICIAL COLLECTION ENHANCEMENT FUND						
CTA	CT2246	SUR CHARGE		\$ 3,177.60	\$ 71,663.16	
	TOTAL FUND		\$ 92,975.35	\$ 3,177.60	\$ 71,663.16	\$ 24,489.79
INTERGOVERNMENTAL AND INTERAGENCY SERVICE AGREEMENT FUND						
CTA	CT2500	CPAF PROGRAMS		\$ -	\$ 51,583.00	
	TOTAL FUND		\$ 51,583.00	\$ -	\$ 51,583.00	\$ -
CITIZENS CLEAN ELECTION COMMISSION						
CITIZENS CLEAN ELECTION FUND						
ECA	EC2425	ADMINISTRATIVE AND ENFORCEMENT		\$ -	\$ 840,803.09	
ECA	EC2425	CIVIL AND CRIMINAL FINE SURCHARGES		6,377,701.32	-	
ECA	EC2425	OTHER REVENUE		4,779.36	-	
ECA	EC2425	PUBLIC CAMPAIGN FUNDING		146,335.26	2,189,527.00	
ECA	EC2425	QUALIFYING CONTRIBUTIONS		54,500.00	-	
ECA	EC2425	VOTER EDUCATION		-	5,122,531.15	
	TOTAL FUND		\$ 29,955,944.91	\$ 6,583,315.94	\$ 8,152,861.24	\$ 28,386,399.61
OFFICE OF ECONOMIC OPPORTUNITY						
FEDERAL GRANT FUND						
EOA	EO2000	GRANTS		\$ 2,655,099.40	\$ 2,589,503.57	
	TOTAL FUND		\$ (109,695.33)	\$ 2,655,099.40	\$ 2,589,503.57	\$ (44,099.50)
INTERGOVERNMENTAL AND INTERAGENCY SERVICE AGREEMENT FUND						
EOA	EO2500	ISA		\$ 63,990.43	\$ 48,239.26	
	TOTAL FUND		\$ 135,963.62	\$ 63,990.43	\$ 48,239.26	\$ 151,714.79
ECONOMIC DEVELOPMENT FUND						
EOA	EO3777	ECONOMIC DEVELOPMENT EXPENDITURE		\$ 6,732,430.16	\$ 2,184,581.56	
	TOTAL FUND		\$ 9,017,106.89	\$ 6,732,430.16	\$ 2,184,581.56	\$ 13,564,955.49
OFFICE OF ECONOMIC OPPORTUNITY OPERATIONS FUND						
EOA	EO3888	OFFICE OF ECONOMIC OPPORTUNITY OPERATIONS		\$ 101,528.97	\$ 3,110,522.80	
EOA	EO3888	OFFICE OF ECONOMIC OPPORTUNITY OPERATIONS		2,118,506.76	-	
	TOTAL FUND		\$ 2,322,937.54	\$ 2,220,035.73	\$ 3,110,522.80	\$ 1,432,450.47
ARIZONA FINANCE AUTHORITY						
SMALL WATER SYSTEMS FUND						
FAA	FA2225	DW STATE FUNDS		\$ 1,709.47	\$ (97,050.26)	
	TOTAL FUND		\$ 281,791.47	\$ 1,709.47	\$ (97,050.26)	\$ 380,551.20
GREATER AZ DEVELOPMENT AUTHORITY REVOLVING FUND						
FAA	FA2311	GADA FUNDS		\$ 70,208.72	\$ 24,800.00	
	TOTAL FUND		\$ 12,789,956.62	\$ 70,208.72	\$ 24,800.00	\$ 12,835,365.34
WATER SUPPLY DEVELOPMENT REVOLVING FUND						
FAA	FA2336	WSDF		\$ 40,000,000.00	\$ -	
	TOTAL FUND		\$ -	\$ 40,000,000.00	\$ -	\$ 40,000,000.00
FEDERAL GRANT FUND						
FAA	FA2230	DW FEDERAL FUNDS		\$ 151,316.62	\$ 151,316.62	
FAA	FA4310	CW FEDERAL FUNDS		6,657,374.61	6,671,005.96	
FAA	FA4335	DW FEDERAL FUNDS		23,827,671.43	23,827,671.43	
	TOTAL FUND		\$ -	\$ 30,636,362.66	\$ 30,649,994.01	\$ (13,631.35)
CLEAN WATER REVOLVING FUND						
FAA	FA4309	CW STATE FUNDS		\$ (23,612.51)	\$ 4,569,450.19	
FAA	FA4309	OTHER EXPENDITURE ACTIVITY		-	2,595.42	
FAA	FA4312	CW STATE FUNDS		69,212,741.31	79,202,430.56	

See accompanying notes to financial statements.

STATE OF ARIZONA
STATEMENT OF REVENUES, EXPENDITURES AND CHANGES IN FUND BALANCE
BUDGETARY (LEGAL) BASIS
FOR THE YEAR ENDED JUNE 30, 2021

AGY	FUND	APPROPRIATION NAME	FUND BALANCE JULY 1, 2020	REVENUES AND TRANSFERS IN	EXPENDITURES AND TRANSFERS OUT	FUND BALANCE JUNE 30, 2021
FAA	FA4313	CW STATE FUNDS		23,737,258.65	8,349,927.24	
FAA	FA4315	CW STATE FUNDS		17,536.24	-	
FAA	FA4317	CW STATE FUNDS		(14,772,205.15)	127,778.08	
FAA	FA4319	CW STATE FUNDS		29,807,702.21	99,993,272.37	
	TOTAL FUND		\$ 190,681,547.89	\$ 107,979,420.75	\$ 192,245,453.86	\$ 106,415,514.78
DRINKING WATER REVOLVING FUND						
FAA	FA4320	DW STATE FUNDS		\$ 25,586.31	\$ -	
FAA	FA4321	DW STATE FUNDS		630,964.86	-	
FAA	FA4322	DW STATE FUNDS		4,984,478.92	676,159.49	
FAA	FA4324	DW STATE FUNDS		12,579,746.74	(29,499,904.45)	
FAA	FA4332	DW STATE FUNDS		31,103,782.43	19,655,989.73	
FAA	FA4333	DW STATE FUNDS		3,684,189.04	5,094,239.19	
FAA	FA4336	DW STATE FUNDS		348,585.62	2,700,153.40	
	TOTAL FUND		\$ 63,070,615.53	\$ 53,357,333.92	\$ (1,373,362.64)	\$ 117,801,312.09
ARIZONA FINANCE AUTHORITY OPERATIONS FUND						
FAA	FA5352	AFA OPERATIONS FUND		\$ 1,771,963.47	\$ 1,523.62	
	TOTAL FUND		\$ 281,190.52	\$ 1,771,963.47	\$ 1,523.62	\$ 2,051,630.37
COMPANION ANIMAL SPAY/NEUTER COMMITTEE						
SPAYING AND NEUTERING OF ANIMALS FUND						
FXA	FX2598	SPAYING AND NEUTERING OF ANIMALS		\$ 462,504.62	\$ 452,858.85	
	TOTAL FUND		\$ 337,028.86	\$ 462,504.62	\$ 452,858.85	\$ 346,674.63
GOVERNOR'S OFFICE OF HIGHWAY SAFETY						
FEDERAL GRANT FUND						
GHA	GH2000	ADMINISTRATION AND REPORTING		\$ 9,719,213.46	\$ 9,746,559.81	
	TOTAL FUND		\$ 114,278.19	\$ 9,719,213.46	\$ 9,746,559.81	\$ 86,931.84
	STATEWIDE DONATIONS FUND		\$ 7,347.00	\$ -	\$ -	\$ 7,347.00
DRIVING UNDER INFLUENCE ABATEMENT FUND						
GHA	GH2422	DUI ABATEMENT		\$ 1,251,272.97	\$ 472,466.56	
	TOTAL FUND		\$ 925,424.21	\$ 1,251,272.97	\$ 472,466.56	\$ 1,704,230.62
MOTORCYCLE SAFETY FUND						
GHA	GH2479	VOLUNTARY MOTORCYCLE EDUCATION AWARENESS		\$ (5,849.30)	\$ -	
	TOTAL FUND		\$ 93,357.14	\$ (5,849.30)	\$ -	\$ 87,507.84
STATE HIGHWAY WORK ZONE SAFETY FUND						
GHA	GH2480	HIGHWAY SAFETY AWARENESS PROGRAMS		\$ 3,230.12	\$ 11,103.24	
	TOTAL FUND		\$ 33,797.39	\$ 3,230.12	\$ 11,103.24	\$ 25,924.27
INTERGOVERNMENTAL AND INTERAGENCY SERVICE AGREEMENT FUND						
GHA	GH2500	ADMINISTRATION AND REPORTING		\$ 322,921.37	\$ 349,294.54	
GHA	GH2500	HIGHWAY SAFETY AWARENESS PROGRAMS		205,000.00	216,050.00	
	TOTAL FUND		\$ 967,351.39	\$ 527,921.37	\$ 565,344.54	\$ 929,928.22
MEDICAL MARIJUANA FUND						
GHA	GH2544	HIGHWAY SAFETY AWARENESS PROGRAMS		\$ 10,000,000.00	\$ 514,805.38	
	TOTAL FUND		\$ -	\$ 10,000,000.00	\$ 514,805.38	\$ 9,485,194.62
GOVERNOR'S OFFICE						
FEDERAL GRANT FUND						
GVA	GV2000	GOVERNORS OFFICE FEDERAL GRANTS		\$ 29,075,890.85	\$ 29,094,231.60	
	TOTAL FUND		\$ 18,343.83	\$ 29,075,890.85	\$ 29,094,231.60	\$ 3.08
COUNTY FAIRS LIVESTOCK AGRICULTURE PROMOTION FUND						
GVA	GV2037	LIVESTOCK AND AGRICULTURE PROMOTION		\$ 2,509,500.00	\$ 2,261,995.00	
	TOTAL FUND		\$ 482,154.86	\$ 2,509,500.00	\$ 2,261,995.00	\$ 729,659.86
FOSTER YOUTH EDUCATION SUCCESS FUND						
GVA	GV2250	FOSTER YOUTH EDUCATION SUCCESS FUND		\$ 1,500,000.00	\$ 1,140,288.10	

See accompanying notes to financial statements.

STATE OF ARIZONA
STATEMENT OF REVENUES, EXPENDITURES AND CHANGES IN FUND BALANCE
BUDGETARY (LEGAL) BASIS
FOR THE YEAR ENDED JUNE 30, 2021

AGY	FUND	APPROPRIATION NAME	FUND BALANCE JULY 1, 2020	REVENUES AND TRANSFERS IN	EXPENDITURES AND TRANSFERS OUT	FUND BALANCE JUNE 30, 2021
TOTAL FUND			<u>\$ -</u>	<u>\$ 1,500,000.00</u>	<u>\$ 1,140,288.10</u>	<u>\$ 359,711.90</u>
DRUG TREATMENT AND EDUCATION FUND						
GVA	GV2277	PARENTS COMMISSION ON DRUG EDUCATION		\$ 5,014,370.18	\$ 4,858,472.48	
TOTAL FUND			<u>\$ 936,681.50</u>	<u>\$ 5,014,370.18</u>	<u>\$ 4,858,472.48</u>	<u>\$ 1,092,579.20</u>
PREVENTION OF CHILD ABUSE FUND						
GVA	GV2439	SPECIAL LICENSE PLATES DONATIONS		\$ 143,387.92	\$ 265,931.58	
TOTAL FUND			<u>\$ 493,519.86</u>	<u>\$ 143,387.92</u>	<u>\$ 265,931.58</u>	<u>\$ 370,976.20</u>
INTERGOVERNMENTAL AND INTERAGENCY SERVICE AGREEMENT FUND						
GVA	GV2500	GOVERNORS ISA FUND		\$ 980,442.79	\$ 925,916.91	
TOTAL FUND			<u>\$ 2,345,203.87</u>	<u>\$ 980,442.79</u>	<u>\$ 925,916.91</u>	<u>\$ 2,399,729.75</u>
TITLE VI-CORONAVIRUS RELIEF FUND						
GVA	GV2975	TITLE VI-CORONAVIRUS RELIEF FUND APPROPRIATION		\$ -	\$ 1,063,967,216.89	
TOTAL FUND			<u>\$ 1,174,596,891.58</u>	<u>\$ -</u>	<u>\$ 1,063,967,216.89</u>	<u>\$ 110,629,674.69</u>
GOVERNOR'S EMERGENCY EDUCATION RELIEF FUND						
GVA	GV2980	GOVERNOR'S EMERGENCY EDUCATION RELIEF FUND		\$ 29,931,946.32	\$ 29,931,946.32	
TOTAL FUND			<u>\$ -</u>	<u>\$ 29,931,946.32</u>	<u>\$ 29,931,946.32</u>	<u>\$ -</u>
CORONAVIRUS STATE AND LOCAL FISCAL RECOVERY FUND						
GVA	GV2985	CORONAVIRUS STATE & LOCAL FISCAL RECOVERY FUND		\$ 2,204,779,629.30	\$ 46,889,809.21	
TOTAL FUND			<u>\$ -</u>	<u>\$ 2,204,779,629.30</u>	<u>\$ 46,889,809.21</u>	<u>\$ 2,157,889,820.09</u>
STATE PROMOTIONAL FUND						
GVA	GV3207	PROMOTIONAL - PUBLIC SERVICE ACTIVITIES		\$ -	\$ 21,268.87	
GVA	GV3216	PROMOTIONAL - PUBLIC SERVICE ACTIVITIES		46,000.00	3,882.65	
GVA	GV3222	PROMOTIONAL - PUBLIC SERVICE ACTIVITIES		-	7,000.00	
GVA	GV3226	PROMOTIONAL - PUBLIC SERVICE ACTIVITIES		-	17,355.42	
GVA	GV3228	PROMOTIONAL - PUBLIC SERVICE ACTIVITIES		-	4,389.74	
GVA	GV3237	PROMOTIONAL - PUBLIC SERVICE ACTIVITIES		4,795,000.00	4,795,000.00	
GVA	GV3238	PROMOTIONAL - PUBLIC SERVICE ACTIVITIES		43,321.89	600.00	
TOTAL FUND			<u>\$ 297,047.89</u>	<u>\$ 4,884,321.89</u>	<u>\$ 4,849,496.68</u>	<u>\$ 331,873.10</u>
HUMAN TRAFFICKING VICTIM ASSISTANCE FUND						
GVA	GV3210	HUMAN TRAFFICKING VICTIM ASSISTANCE		\$ (9,459.14)	\$ -	
TOTAL FUND			<u>\$ 9,891.04</u>	<u>\$ (9,459.14)</u>	<u>\$ -</u>	<u>\$ 431.90</u>
CRISIS CONTINGENCY AND SAFETY NET FUND						
GVA	GV3240	CRISIS CONTINGENCY AND SAFETY NET FUND		\$ -	\$ 32,511,027.08	
TOTAL FUND			<u>\$ 35,300,000.00</u>	<u>\$ -</u>	<u>\$ 32,511,027.08</u>	<u>\$ 2,788,972.92</u>
INDIRECT COST RECOVERY FUND						
GVA	GV9000	INDIRECT COSTS		\$ 1,123,249.94	\$ 1,060,466.32	
TOTAL FUND			<u>\$ 8,054,850.95</u>	<u>\$ 1,123,249.94</u>	<u>\$ 1,060,466.32</u>	<u>\$ 8,117,634.57</u>
DEPARTMENT OF HOUSING						
FEDERAL GRANT FUND						
HDA	HD2000	CDBG PROGRAM		\$ 10,497,758.39	\$ 10,393,319.39	
HDA	HD2000	HOME PROGRAM		8,302,447.69	6,130,515.94	
HDA	HD2000	HOPWA - COVID		21,265.53	23,938.25	
HDA	HD2000	HOUSING TRUST FUND - FHEFSSA		3,871,530.56	3,853,547.97	
HDA	HD2000	MANUFACTURED HOUSING HUD SSA		178,978.00	107,230.11	
HDA	HD2000	NSP - HERA FUNDING		255,108.00	-	
HDA	HD2000	PUBLIC HOUSING AUTHORITY		66,410,508.81	66,304,320.98	
HDA	HD2000	SPECIAL NEEDS FEDERAL GRANTS		5,009,867.39	4,923,282.62	
HDA	HD2000	WEATHERIZATION PROGRAM		1,726,170.94	1,885,231.27	
TOTAL FUND			<u>\$ 7,851,401.99</u>	<u>\$ 96,273,635.31</u>	<u>\$ 93,621,386.53</u>	<u>\$ 10,503,650.77</u>
STATEWIDE FINGERPRINT CLEARING ACCOUNT						
HDA	HD2159	DPS-FBI FINGERPRINT		\$ 6,138.00	\$ 5,742.00	
TOTAL FUND			<u>\$ 1,414.50</u>	<u>\$ 6,138.00</u>	<u>\$ 5,742.00</u>	<u>\$ 1,810.50</u>
ARIZONA DEPARTMENT OF HOUSING PROGRAM FUND						

See accompanying notes to financial statements.

STATE OF ARIZONA
STATEMENT OF REVENUES, EXPENDITURES AND CHANGES IN FUND BALANCE
BUDGETARY (LEGAL) BASIS
FOR THE YEAR ENDED JUNE 30, 2021

AGY	FUND	APPROPRIATION NAME	FUND BALANCE JULY 1, 2020	REVENUES AND TRANSFERS IN	EXPENDITURES AND TRANSFERS OUT	FUND BALANCE JUNE 30, 2021
HDA	HD2200	HPF PROGRAMS AND OPERATIONS		\$ 10,184,107.59	\$ 10,510,694.55	
HDA	HD2201	HPF EMPLOYEE RECOGNITION PROGRAM		2,800.00	2,412.81	
	TOTAL FUND		\$ 20,953,001.21	\$ 10,186,907.59	\$ 10,513,107.36	\$ 20,626,801.44
HOUSING TRUST FUND						
HDA	HD2235	APPROPRIATED ACTIVITY		\$ -	\$ 332,500.00	
HDA	HD2235	HTF CONTRACTS		12,112,874.94	18,213,749.55	
	TOTAL FUND		\$ 51,132,143.26	\$ 12,112,874.94	\$ 18,546,249.55	\$ 44,698,768.65
MOBILE HOME RELOCATION FUND						
HDA	HD2237	MANUFACTURED HOUSING RELOCATION FUND		\$ 40,627.91	\$ 77,881.04	
	TOTAL FUND		\$ 7,700,418.41	\$ 40,627.91	\$ 77,881.04	\$ 7,663,165.28
INTERGOVERNMENTAL AND INTERAGENCY SERVICE AGREEMENT FUND						
HDA	HD2500	LIHEAP		\$ 4,584,152.97	\$ 3,980,306.02	
	TOTAL FUND		\$ 6,000.00	\$ 4,584,152.97	\$ 3,980,306.02	\$ 609,846.95
CDBG-CV CARES ACT FUND						
HDA	HD2976	CDBG-CV CARES ACT		\$ 33,018.28	\$ 33,018.28	
	TOTAL FUND		\$ -	\$ 33,018.28	\$ 33,018.28	\$ -
HOMEOWNER ASSISTANCE FUND						
HDA	HD2986	HOMEOWNER ASSISTANCE		\$ 19,698,433.90	\$ -	
	TOTAL FUND		\$ -	\$ 19,698,433.90	\$ -	\$ 19,698,433.90
FEDERAL ECONOMIC RECOVERY FUND						
HDA	HD2999	TCAP - ARRA FUNDING		\$ 122,356.95	\$ -	
	TOTAL FUND		\$ 978,901.42	\$ 122,356.95	\$ -	\$ 1,101,258.37
MANUFACTURED HOUSING CONSUMER RECOVERY FUND						
HDA	HD3090	MFG HOUSING CONSUMER RECOVERY FUND		\$ 64,933.54	\$ -	
	TOTAL FUND		\$ 596,209.93	\$ 64,933.54	\$ -	\$ 661,143.47
HOUSING CHOICE VOUCHER EMERGENCY HOUSING VOUCHERS FUND						
HDA	HD3202	HOUSING CHOICE VOUCHER EMERGENCY HOUSING		\$ 98,900.00	\$ -	
	TOTAL FUND		\$ -	\$ 98,900.00	\$ -	\$ 98,900.00
CRISIS CONTINGENCY AND SAFETY NET FUND						
HDA	HD3240	CRISIS - COVID 19		\$ 2,752,650.81	\$ 5,264,617.08	
HDA	HD3240	HOPWA - COVID		9,040.15	9,040.15	
	TOTAL FUND		\$ 2,594,648.52	\$ 2,761,690.96	\$ 5,273,657.23	\$ 82,682.25
MANUFACTURED HOUSING CASH BOND FUND						
HDA	HD3722	MANUFACTURED HOUSING CASH BOND FUND		\$ 111,500.00	\$ -	
	TOTAL FUND		\$ 36,316.41	\$ 111,500.00	\$ -	\$ 147,816.41
OFFICE OF ADMINISTRATIVE HEARINGS						
INTERGOVERNMENTAL AND INTERAGENCY SERVICE AGREEMENT FUND						
HGA	HG2500	OAH CONTRACTUAL SERVICES		\$ 746,472.36	\$ 772,878.03	
	TOTAL FUND		\$ 81,448.31	\$ 746,472.36	\$ 772,878.03	\$ 55,042.64
DEPARTMENT OF HOMELAND SECURITY						
FEDERAL GRANT FUND						
HLA	HL2000	FEDERAL GRANTS		\$ 23,574,211.79	\$ 23,574,446.25	
	TOTAL FUND		\$ -	\$ 23,574,211.79	\$ 23,574,446.25	\$ (234.46)
HOUSE OF REPRESENTATIVES						
	STATE PROMOTIONAL FUND		\$ 64.32	\$ -	\$ -	\$ 64.32
LEGISLATIVE COUNCIL						
	TELECOMMUNICATION FOR THE DEAF FUND		\$ 250,000.00	\$ -	\$ -	\$ 250,000.00
ARIZONA STATE LOTTERY COMMISSION						

See accompanying notes to financial statements.

STATE OF ARIZONA
STATEMENT OF REVENUES, EXPENDITURES AND CHANGES IN FUND BALANCE
BUDGETARY (LEGAL) BASIS
FOR THE YEAR ENDED JUNE 30, 2021

AGY	FUND	APPROPRIATION NAME	FUND BALANCE JULY 1, 2020	REVENUES AND TRANSFERS IN	EXPENDITURES AND TRANSFERS OUT	FUND BALANCE JUNE 30, 2021
STATE LOTTERY FUND						
LOA	LO2122	APPROPRIATED ACTIVITY		\$ -	\$ 168,337,438.42	
LOA	LO2122	EXPENDITURE OFFSET		-	(14,645,486.49)	
LOA	LO2122	OTHER EXPENDITURE ACTIVITY		-	4,695,044.81	
LOA	LO2122	REVENUE COLLECTIONS		453,622,428.25		
LOA	LO2122	STATE LOTTERY FUND ALLOCATION		(260,513,029.62)	-	
LOA	LO2133	STATE LOTTERY FUND ALLOCATION		260,513,029.62	220,513,029.62	
	TOTAL FUND		<u>\$ 54,451,889.13</u>	<u>\$ 453,622,428.25</u>	<u>\$ 378,900,026.36</u>	<u>\$ 129,174,291.02</u>
INTERGOVERNMENTAL AND INTERAGENCY SERVICE AGREEMENT FUND						
LOA	LO2500	OTHER EXPENDITURE ACTIVITY		\$ -	\$ 9,244.08	
	TOTAL FUND		<u>\$ 32,120.12</u>	<u>\$ -</u>	<u>\$ 9,244.08</u>	<u>\$ 22,876.04</u>
LOTTERY PRIZE INVESTMENT MONIES FUND						
LOA	LO3179	PRIZE FUND		\$ 184,505,271.83	\$ 166,371,177.70	
	TOTAL FUND		<u>\$ 21,781,630.71</u>	<u>\$ 184,505,271.83</u>	<u>\$ 166,371,177.70</u>	<u>\$ 39,915,724.84</u>
PERSONNEL BOARD						
PERSONNEL DIVISION FUND						
PBA	PB1107	APPROPRIATED ACTIVITY		\$ -	\$ 518,954.84	
PBA	PB1107	REVENUE COLLECTIONS		572,572.85	-	
	TOTAL FUND		<u>\$ 389,916.24</u>	<u>\$ 572,572.85</u>	<u>\$ 518,954.84</u>	<u>\$ 443,534.25</u>
PARENTS COMMISSION DRUG EDUCATION & PREVENTION						
DRUG TREATMENT AND EDUCATION FUND						
PCA	PC2277	PARENTS COMMISSION ON DRUG EDUCATION		\$ 5,833,306.33	\$ 5,269,166.47	
	TOTAL FUND		<u>\$ 3,571,296.48</u>	<u>\$ 5,833,306.33</u>	<u>\$ 5,269,166.47</u>	<u>\$ 4,135,436.34</u>
PUBLIC SAFETY PERSONNEL RETIREMENT SYSTEM						
PUBLIC SAFETY PERSONNEL RETIREMENT SYSTEM FUND						
RSA	RS1406	ADMINISTRATIVE EXPENSES		\$ 9,181,320.15	\$ 9,266,129.95	
	TOTAL FUND		<u>\$ 130,543.39</u>	<u>\$ 9,181,320.15</u>	<u>\$ 9,266,129.95</u>	<u>\$ 45,733.59</u>
ELECTED OFFICIALS' RETIREMENT PLAN FUND						
RSA	RS3044	GF TRANSFER TO AGENCY FUND		\$ 5,000,000.00	\$ 5,000,000.00	
	TOTAL FUND		<u>\$ -</u>	<u>\$ 5,000,000.00</u>	<u>\$ 5,000,000.00</u>	<u>\$ -</u>
ARIZONA STATE RETIREMENT SYSTEM (ASRS)						
ASRS ADMINISTRATION ACCOUNT FUND						
RTA	RT1401	APPROPRIATED ACTIVITY		\$ 23,100,902.30	\$ 23,638,626.18	
RTA	RT1401	OTHER EXPENDITURE ACTIVITY		-	44,187.06	
	TOTAL FUND		<u>\$ 695,492.64</u>	<u>\$ 23,100,902.30</u>	<u>\$ 23,682,813.24</u>	<u>\$ 113,581.70</u>
ASRS ADMIN INVESTMENT EXPENSES ACCOUNT						
RTA	RT1407	ADMINISTRATIVE EXPENSES		\$ 1,675.88	\$ 5,197,630.71	
RTA	RT1407	HEALTH INSURANCE SUBSIDY		62,678,169.95	43,581,877.55	
RTA	RT1407	INVESTMENT MANAGEMENT FEES		-	13,875,646.74	
RTA	RT1407	OTHER EXPENDITURE ACTIVITY		-	35,575.60	
	TOTAL FUND		<u>\$ 288,761.54</u>	<u>\$ 62,679,845.83</u>	<u>\$ 62,690,730.60</u>	<u>\$ 277,876.77</u>
LTD TRUST FUND						
RTA	RT1408	APPROPRIATED ACTIVITY		\$ 1,344,005.96	\$ 1,394,255.74	
RTA	RT1408	LTD APPEALS CHARGES		17,935.37	287.15	
	TOTAL FUND		<u>\$ 54,962.49</u>	<u>\$ 1,361,941.33</u>	<u>\$ 1,394,542.89</u>	<u>\$ 22,360.93</u>
DEPARTMENT OF REVENUE						
TOBACCO TAX AND HEALTH CARE FUND						
RVA	RV1309	APPROPRIATED ACTIVITY		\$ -	\$ 637,894.13	
RVA	RV1309	OTHER AGENCYS DEPOSITS		772,880.13	-	
RVA	RV1309	REVENUE COLLECTIONS		3,183.07	-	
	TOTAL FUND		<u>\$ (9.72)</u>	<u>\$ 776,063.20</u>	<u>\$ 637,894.13</u>	<u>\$ 138,159.35</u>

See accompanying notes to financial statements.

STATE OF ARIZONA
STATEMENT OF REVENUES, EXPENDITURES AND CHANGES IN FUND BALANCE
BUDGETARY (LEGAL) BASIS
FOR THE YEAR ENDED JUNE 30, 2021

AGY	FUND	APPROPRIATION NAME	FUND BALANCE JULY 1, 2020	REVENUES AND TRANSFERS IN	EXPENDITURES AND TRANSFERS OUT	FUND BALANCE JUNE 30, 2021
		TOBACCO PRODUCTS TAX FUND	\$ 0.99	\$ -	\$ -	\$ 0.99
		DOR EXCISE FUND				
RVA	RV1510	TPT HOLDING		\$ 8,213.41	\$ -	
		TOTAL FUND	\$ -	\$ 8,213.41	\$ -	\$ 8,213.41
		DOR UNCLAIMED PROPERTY FUND				
RVA	RV1520	UNCLAIMED PROPERTY		\$ -	\$ -	
RVA	RV1530	UNCLAIMED PROPERTY		11,658.96	-	
RVA	RV1530	UNCLAIMED PROPERTY		(11,658.96)	-	
		TOTAL FUND	\$ (1,729,501,342.79)	\$ -	\$ -	\$ (1,729,501,342.79)
		VETERANS' INCOME TAX SETTLEMENT FUND				
RVA	RV1601	APPROPRIATED ACTIVITY		\$ 2,806.85	\$ 57.59	
RVA	RV1601	VETERANS' INCOME TAX SETTLEMENT		6,920.16	24,345.00	
		TOTAL FUND	\$ 1,607,326.11	\$ 9,727.01	\$ 24,402.59	\$ 1,592,650.53
		REVENUE INCOME TAX FUND	\$ 500,000.00	\$ -	\$ -	\$ 500,000.00
		REVENUE PUBLICATION REVOLVING FUND				
RVA	RV2166	EDUCATION AND OUTREACH		\$ 31,825.00	\$ 32,160.00	
		TOTAL FUND	\$ 20,852.14	\$ 31,825.00	\$ 32,160.00	\$ 20,517.14
		DEPT OF REVENUE LIABILITY SETOFF FUND				
RVA	RV2179	APPROPRIATED ACTIVITY		\$ -	\$ 717,656.55	
RVA	RV2179	REVENUE COLLECTIONS		1,061,478.00	-	
		TOTAL FUND	\$ 754,576.39	\$ 1,061,478.00	\$ 717,656.55	\$ 1,098,397.84
		WASTE TIRE FUND	\$ 0.01	\$ -	\$ -	\$ 0.01
		EMPLOYEE RECOGNITION FUND				
RVA	RV2449	SUPPORT SERVICES		\$ 888.63	\$ 3,742.57	
		TOTAL FUND	\$ 3,994.32	\$ 888.63	\$ 3,742.57	\$ 1,140.38
		DEPARTMENT OF REVENUE ADMINISTRATIVE FUND				
RVA	RV2463	APPROPRIATED ACTIVITY		\$ 21,833,381.73	\$ 47,111,750.85	
RVA	RV2463	REVENUE COLLECTIONS		24,500,000.00	-	
		TOTAL FUND	\$ 8,366,906.54	\$ 46,333,381.73	\$ 47,111,750.85	\$ 7,588,537.42
		INTERGOVERNMENTAL AND INTERAGENCY SERVICE AGREEMENT FUND				
RVA	RV2500	REVENUE COLLECTIONS - NON APPROPRIATED		\$ 2,536,748.75	\$ 1,955,514.11	
		TOTAL FUND	\$ 319,487.85	\$ 2,536,748.75	\$ 1,955,514.11	\$ 900,722.49
		TITLE VI-CORONAVIRUS RELIEF FUND	\$ 125.51	\$ -	\$ -	\$ 125.51
SUPREME COURT (INCLUDING SUPERIOR COURT)						
		SUPREME COURT CJEF DISBURSEMENTS FUND				
SPA	SP2075	APPROPRIATED ACTIVITY		\$ -	\$ 4,582,532.05	
SPA	SP2075	SUPERIOR COURT REVENUE COLLECTIONS		3,543,187.74	-	
SPA	SP2075	SUPREME COURT REVENUE COLLECTIONS		1,856,857.79	-	
		TOTAL FUND	\$ 5,976,263.42	\$ 5,400,045.53	\$ 4,582,532.05	\$ 6,793,776.90
		GRANTS FUND				
SPA	SP2084	JUDICIAL FEDERAL GRANTS		\$ 8,344,307.13	\$ 8,526,917.52	
SPA	SP2084	JUDICIAL STATE - PRIVATE GRANTS-SUPERIOR		367,772.33	285,910.03	
SPA	SP2084	JUDICIAL STATE - PRIVATE GRANTS-SUPREME		17,092,378.30	18,159,988.31	
SPA	SP2084	MUNICIPAL COURT SURCHARGE		605,872.54	557,477.29	
		TOTAL FUND	\$ 19,080,516.18	\$ 26,410,330.30	\$ 27,530,293.15	\$ 17,960,553.33
		COMMUNITY PUNISHMENT PROGRAM FINES FUND				
SPA	SP2119	COMMUNITY PUNISHMENT PROGRAM		\$ 77,800.60	\$ 52,610.15	
		TOTAL FUND	\$ 259,496.85	\$ 77,800.60	\$ 52,610.15	\$ 284,687.30
		JUVENILE PROBATION SERVICES FUND				
SPA	SP2193	TREATMENT AND DIVERSION		\$ 28,923,210.49	\$ 25,265,867.99	

See accompanying notes to financial statements.

STATE OF ARIZONA
STATEMENT OF REVENUES, EXPENDITURES AND CHANGES IN FUND BALANCE
BUDGETARY (LEGAL) BASIS
FOR THE YEAR ENDED JUNE 30, 2021

AGY	FUND	APPROPRIATION NAME	FUND BALANCE JULY 1, 2020	REVENUES AND TRANSFERS IN	EXPENDITURES AND TRANSFERS OUT	FUND BALANCE JUNE 30, 2021
TOTAL FUND			<u>\$ 5,333,203.81</u>	<u>\$ 28,923,210.49</u>	<u>\$ 25,265,867.99</u>	<u>\$ 8,990,546.31</u>
JUDICIAL COLLECTION ENHANCEMENT FUND						
SPA	SP2246	APPROPRIATED ACTIVITY		\$ 10,250,019.56	\$ 12,369,136.03	
SPA	SP2246	SUPREME COURT REVENUE COLLECTIONS		3,604,847.88	-	
TOTAL FUND			<u>\$ 4,147,265.93</u>	<u>\$ 13,854,867.44</u>	<u>\$ 12,369,136.03</u>	<u>\$ 5,632,997.34</u>
DEFENSIVE DRIVING SCHOOL FUND						
SPA	SP2247	APPROPRIATED ACTIVITY		\$ 2,484,901.16	\$ 3,188,622.40	
TOTAL FUND			<u>\$ 1,448,558.81</u>	<u>\$ 2,484,901.16</u>	<u>\$ 3,188,622.40</u>	<u>\$ 744,837.57</u>
COURT APPOINTED SPECIAL ADVOCATE FUND						
SPA	SP2275	APPROPRIATED ACTIVITY		\$ -	\$ 3,548,198.55	
SPA	SP2275	SUPREME COURT REVENUE COLLECTIONS		4,941,940.87	-	
TOTAL FUND			<u>\$ 9,452,644.42</u>	<u>\$ 4,941,940.87</u>	<u>\$ 3,548,198.55</u>	<u>\$ 10,846,386.74</u>
CONFIDENTIAL INTERMEDIARY/FIDUCIARY FUND						
SPA	SP2276	APPROPRIATED ACTIVITY		\$ 65,739.91	\$ 354,510.35	
SPA	SP2276	SUPREME COURT OTHER FUNDS		63,626.92	-	
SPA	SP2276	SUPREME COURT REVENUE COLLECTIONS		211,643.00	-	
TOTAL FUND			<u>\$ 827,351.64</u>	<u>\$ 341,009.83</u>	<u>\$ 354,510.35</u>	<u>\$ 813,851.12</u>
DRUG TREATMENT AND EDUCATION FUND						
SPA	SP2277	APPROPRIATED ACTIVITY		\$ -	\$ 499,792.22	
SPA	SP2277	DRUG EDUCATION PROGRAMS		11,481,372.39	8,602,083.39	
TOTAL FUND			<u>\$ 1,487,818.25</u>	<u>\$ 11,481,372.39</u>	<u>\$ 9,101,875.61</u>	<u>\$ 3,867,315.03</u>
ARIZONA LENGTHY TRIAL FUND						
SPA	SP2382	REIMBURSEMENT OF JUROR COSTS		\$ 777,132.90	\$ 654,006.02	
TOTAL FUND			<u>\$ 332,698.54</u>	<u>\$ 777,132.90</u>	<u>\$ 654,006.02</u>	<u>\$ 455,825.42</u>
CRIMINAL CASE PROCESSING-ENFORCEMENT IMPROVEMENT FUND			<u>\$ 14,219.29</u>	<u>\$ -</u>	<u>\$ -</u>	<u>\$ 14,219.29</u>
CERTIFIED REPORTERS FUND						
SPA	SP2440	COURT REPORTER CERTIFICATION - LICENSING		\$ 14,494.86	\$ 136,642.23	
TOTAL FUND			<u>\$ 191,946.40</u>	<u>\$ 14,494.86</u>	<u>\$ 136,642.23</u>	<u>\$ 69,799.03</u>
STATE AID TO THE COURTS FUND						
SPA	SP2446	APPROPRIATED ACTIVITY		\$ 1,872,123.56	\$ 1,863,441.99	
TOTAL FUND			<u>\$ 454,873.17</u>	<u>\$ 1,872,123.56</u>	<u>\$ 1,863,441.99</u>	<u>\$ 463,554.74</u>
DRUG AND GANG ENFORCEMENT FUND						
SPA	SP2516	DRUG ENFORCEMENT ACCOUNT		\$ 995,796.37	\$ 998,874.51	
TOTAL FUND			<u>\$ 5,378.25</u>	<u>\$ 995,796.37</u>	<u>\$ 998,874.51</u>	<u>\$ 2,300.11</u>
TITLE VI-CORONAVIRUS RELIEF FUND						
SPA	SP2975	JUDICIAL FEDERAL GRANTS		\$ 2,500,000.00	\$ 2,500,000.00	
TOTAL FUND			<u>\$ -</u>	<u>\$ 2,500,000.00</u>	<u>\$ 2,500,000.00</u>	<u>\$ -</u>
PUBLIC DEFENDER TRAINING FUND						
SPA	SP3013	PDTF ADMINISTRATION		\$ 396,673.47	\$ 396,627.90	
TOTAL FUND			<u>\$ 2,853.37</u>	<u>\$ 396,673.47</u>	<u>\$ 396,627.90</u>	<u>\$ 2,898.94</u>
PEACE OFFICER TRAINING EQUIPMENT FUND						
SPA	SP3075	APPROPRIATED ACTIVITY		\$ 707,260.75	\$ -	
TOTAL FUND			<u>\$ 1,073,301.25</u>	<u>\$ 707,260.75</u>	<u>\$ -</u>	<u>\$ 1,780,562.00</u>
ALTERNATIVE DISPUTE RESOLUTION FUND						
SPA	SP3245	ALTERNATIVE DISPUTE RESOLUTION PROGRAMS		\$ 309,715.72	\$ 187,547.48	
TOTAL FUND			<u>\$ 469,641.23</u>	<u>\$ 309,715.72</u>	<u>\$ 187,547.48</u>	<u>\$ 591,809.47</u>
SECRETARY OF STATE						
FEDERAL GRANT FUND						
STA	ST2000	2020 HELP AMERICA VOTE ACT GRANT		\$ (7,859,197.59)	\$ -	
STA	ST2000	ARIZONA HUMANITIES-NATIONAL ENDOWMENT FOR		-	17.19	
STA	ST2000	ERIC MAILING PROGRAM		-	33,133.28	

See accompanying notes to financial statements.

STATE OF ARIZONA
STATEMENT OF REVENUES, EXPENDITURES AND CHANGES IN FUND BALANCE
BUDGETARY (LEGAL) BASIS
FOR THE YEAR ENDED JUNE 30, 2021

AGY	FUND	APPROPRIATION NAME	FUND BALANCE JULY 1, 2020	REVENUES AND TRANSFERS IN	EXPENDITURES AND TRANSFERS OUT	FUND BALANCE JUNE 30, 2021
STA	ST2000	LIBRARY SERVICES - TECHNOLOGY ACT		4,590,673.94	4,550,157.06	
	TOTAL FUND		\$ 8,170,301.82	\$ (3,268,523.65)	\$ 4,583,307.53	\$ 318,470.64
STATE LIBRARY FUND						
STA	ST2115	STATE LIBRARY COLLECTIONS		\$ 5,962.03	\$ 110,207.67	
STA	ST2116	PROGRAMS AND EVENTS		1,357.54	22,601.39	
STA	ST2117	BRAILLE TALKING BOOK LIBRARY		10,240.00	199,918.12	
	TOTAL FUND		\$ 1,139,813.91	\$ 17,559.57	\$ 332,727.18	\$ 824,646.30
DATA PROCESSING ACQUISITION FUND						
STA	ST2265	DATA PROCESSING UPGRADES		\$ 142,230.66	\$ 74,961.67	
	TOTAL FUND		\$ 82,756.07	\$ 142,230.66	\$ 74,961.67	\$ 150,025.06
ELECTION SYSTEMS IMPROVEMENT FUND						
STA	ST2357	APPROPRIATED ACTIVITY		\$ 524.68	\$ 4,659,743.27	
STA	ST2357	ELECTION SYSTEMS IMPROVEMENT FUND NON-		51,874.98	-	
STA	ST2357	HAVA CARES ACT GRANT		0.34	-	
	TOTAL FUND		\$ 10,906,901.12	\$ 52,400.00	\$ 4,659,743.27	\$ 6,299,557.85
COUNTY CONTRIBUTIONS TO THE VOTER REGISTRATION SYSTEM FUND						
STA	ST2367	COUNTY CONTRIBUTIONS TO THE VOTER REGISTRATION		\$ -	\$ (172,059.58)	
	TOTAL FUND		\$ 58,987.20	\$ -	\$ (172,059.58)	\$ 231,046.78
NOTARY BOND FUND						
STA	ST2387	NOTARY BOND		\$ 225,984.67	\$ 123,672.37	
	TOTAL FUND		\$ 32,826.37	\$ 225,984.67	\$ 123,672.37	\$ 135,138.67
STANDING POLITICAL COMMITTEE ADMIN FUND						
STA	ST2426	CAMPAIGN FINANCE LAW ADMINISTRATION		\$ 30.18	\$ -	
	TOTAL FUND		\$ 79,019.05	\$ 30.18	\$ -	\$ 79,049.23
RECORDS SERVICES FUND						
STA	ST2431	APPROPRIATED ACTIVITY		\$ 32.27	\$ 798,878.63	
STA	ST2431	RECORDS MANAGEMENT FUND-REVENUE COLLECT		1,336,693.84	-	
	TOTAL FUND		\$ 588,817.25	\$ 1,336,726.11	\$ 798,878.63	\$ 1,126,664.73
INTERGOVERNMENTAL AND INTERAGENCY SERVICE AGREEMENT FUND						
STA	ST2500	CENTER FOR ELECTION INNOVATION AND RESEARCH		\$ 4,795,000.00	\$ 4,795,000.00	
STA	ST2500	LAPR COSC IGA FOR DIGITAL RECORDS REPOSITORY		-	30,689.31	
	TOTAL FUND		\$ 75,000.00	\$ 4,795,000.00	\$ 4,825,689.31	\$ 44,310.69
ELECTION TRAINING FUND						
STA	ST2521	ELECTION CERTIFICATION TRAINING		\$ 3,750.00	\$ -	
	TOTAL FUND		\$ 4,947.81	\$ 3,750.00	\$ -	\$ 8,697.81
ADDRESS CONFIDENTIALITY PROGRAM FUND						
STA	ST2557	ADDRESS CONFIDENTIALITY PROGRAM		\$ 528,132.90	\$ 573,312.91	
	TOTAL FUND		\$ 291,522.00	\$ 528,132.90	\$ 573,312.91	\$ 246,341.99
TITLE VI-CORONAVIRUS RELIEF FUND						
STA	ST2975	TITLE VI CORONAVIRUS RELIEF FUND APPROPRIATION		\$ 700,442.00	\$ 700,442.00	
	TOTAL FUND		\$ -	\$ 700,442.00	\$ 700,442.00	\$ -
MUSEUM GIFT SHOP REVOLVING FUND						
STA	ST4008	ARIZONA CAPITOL MUSEUM		\$ 10,871.68	\$ 13,409.59	
	TOTAL FUND		\$ 38,493.09	\$ 10,871.68	\$ 13,409.59	\$ 35,955.18
OFFICE OF TOURISM						
TOURISM FUND						
TOA	TO2236	PROP 202 STATEWIDE TOURISM PROMOTION		\$ 9,962,278.75	\$ 8,908,136.81	
TOA	TO2236	PROP302 MARICOPA COUNTY TOURISM PROMOTIO		5,539,557.72	5,821,789.92	
TOA	TO2236	STATE TOURISM PROMOTION		8,692,988.49	6,403,090.46	
	TOTAL FUND		\$ 3,893,955.45	\$ 24,194,824.96	\$ 21,133,017.19	\$ 6,955,763.22
INTERGOVERNMENTAL AND INTERAGENCY SERVICE AGREEMENT FUND						
TOA	TO2500	INTERAGENCY SERVICE AGREEMENTS		\$ (721,758.68)	\$ 6,666.88	

See accompanying notes to financial statements.

STATE OF ARIZONA
STATEMENT OF REVENUES, EXPENDITURES AND CHANGES IN FUND BALANCE
BUDGETARY (LEGAL) BASIS
FOR THE YEAR ENDED JUNE 30, 2021

AGY	FUND	APPROPRIATION NAME	FUND BALANCE JULY 1, 2020	REVENUES AND TRANSFERS IN	EXPENDITURES AND TRANSFERS OUT	FUND BALANCE JUNE 30, 2021
TOTAL FUND			<u>\$ 728,425.56</u>	<u>\$ (721,758.68)</u>	<u>\$ 6,666.88</u>	<u>\$ -</u>
TITLE VI-CORONAVIRUS RELIEF FUND						
TOA	TO2975	CORONAVIRUS RELIEF		\$ 4,000,000.00	\$ 3,993,494.85	
TOTAL FUND			<u>\$ -</u>	<u>\$ 4,000,000.00</u>	<u>\$ 3,993,494.85</u>	<u>\$ 6,505.15</u>
STATE TREASURER						
SMART AND SAFE ARIZONA FUND						
TRA	TR1120	SMART AND SAFE AZ ACT		\$ 12,905,761.82	\$ -	
TOTAL FUND			<u>\$ -</u>	<u>\$ 12,905,761.82</u>	<u>\$ -</u>	<u>\$ 12,905,761.82</u>
JUSTICE REINVESTMENT FUND						
TRA	TR1121	SMART AND SAFE AZ ACT		\$ 17.44	\$ -	
TOTAL FUND			<u>\$ -</u>	<u>\$ 17.44</u>	<u>\$ -</u>	<u>\$ 17.44</u>
PUBLIC ROADS AND PUBLIC EDUCATION FUND						
TRA	TR2059	FUND ADMINISTRATION		\$ (593,854.09)	\$ -	
TOTAL FUND			<u>\$ 883,872.77</u>	<u>\$ (593,854.09)</u>	<u>\$ -</u>	<u>\$ 290,018.68</u>
LAW ENFORCEMENT AND BOATING SAFETY FUND						
TRA	TR2111	APPROPRIATED ACTIVITY		\$ 204,564.92	\$ -	
TOTAL FUND			<u>\$ -</u>	<u>\$ 204,564.92</u>	<u>\$ -</u>	<u>\$ 204,564.92</u>
AZ CONVENTION CENTER DEVELOPMENT FUND						
TRA	TR2375	AZ CONVENTION CENTER DEVELOPMENT		\$ 23,997,900.00	\$ 23,997,900.00	
TOTAL FUND			<u>\$ -</u>	<u>\$ 23,997,900.00</u>	<u>\$ 23,997,900.00</u>	<u>\$ -</u>
TREASURER EMPOWERMENT SCHOLARSHIP ACCOUNT FUND						
TRA	TR2571	APPROPRIATED ACTIVITY		\$ 327,847.84	\$ -	
TOTAL FUND			<u>\$ 2,751,059.83</u>	<u>\$ 327,847.84</u>	<u>\$ -</u>	<u>\$ 3,078,907.67</u>
PUBLIC DEPOSIT ADMINISTRATION FUND						
TRA	TR2574	PUB ADM FUND FEES		\$ 124,133.80	\$ 30,941.88	
TOTAL FUND			<u>\$ 405,523.84</u>	<u>\$ 124,133.80</u>	<u>\$ 30,941.88</u>	<u>\$ 498,715.76</u>
ARIZONA PUBLIC SCHOOL CREDIT ENHANCEMENT FUND						
TRA	TR2675	ARIZONA PUBLIC SCHOOL CREDIT ENHANCEMENT FUND		\$ 1,074,724.19	\$ -	
TRA	TR2676	ARIZONA PUBLIC SCHOOL CREDIT ENHANCEMENT FUND		20,360.52	-	
TOTAL FUND			<u>\$ 25,595,810.03</u>	<u>\$ 1,095,084.71</u>	<u>\$ -</u>	<u>\$ 26,690,894.74</u>
AZ FALLEN FIREFIGHTER MEMORIAL FUND						
TRA	TR3033	FUND ADMINISTRATION		\$ 1.26	\$ -	
TOTAL FUND			<u>\$ 266.60</u>	<u>\$ 1.26</u>	<u>\$ -</u>	<u>\$ 267.86</u>
BUDGET STABILIZATION FUND						
TRA	TR3034	FUND ADMINISTRATION		\$ 31,047,988.61	\$ 37,172,441.25	
TOTAL FUND			<u>\$ 978,370,981.24</u>	<u>\$ 31,047,988.61</u>	<u>\$ 37,172,441.25</u>	<u>\$ 972,246,528.60</u>
PEACE OFFICER TRAINING EQUIPMENT FUND						
TRA	TR3075	PEACE OFFICER TRAINING EQPT FD		\$ 1,352,623.10	\$ 1,449,266.59	
TOTAL FUND			<u>\$ 96,643.49</u>	<u>\$ 1,352,623.10</u>	<u>\$ 1,449,266.59</u>	<u>\$ -</u>
AZ529, ARIZONA'S EDUCATION SAVINGS PLAN TRUST FUND						
TRA	TR3122	FAMILY COLLEGE SAVINGS PROGRAM		\$ 1,077,886.27	\$ 290,911.31	
TOTAL FUND			<u>\$ -</u>	<u>\$ 1,077,886.27</u>	<u>\$ 290,911.31</u>	<u>\$ 786,974.96</u>
CONDEMNATION FUND						
TRA	TR3157	FUND ADMINISTRATION		\$ 2,203,548.00	\$ 3,847,998.53	
TOTAL FUND			<u>\$ 11,346,823.43</u>	<u>\$ 2,203,548.00</u>	<u>\$ 3,847,998.53</u>	<u>\$ 9,702,372.90</u>
LOCAL GOVERNMENT INVESTMENT POOL FUND						
TRA	TR3166	FUND ADMINISTRATION		\$ 23,466,429.37	\$ -	
TRA	TR3166	INTEREST EARNING		3,414,595.18	-	
TRA	TR3167	INTEREST EARNING		744,107.97	-	
TRA	TR3173	FUND ADMINISTRATION		-	131,019.44	
TRA	TR3176	FUND ADMINISTRATION		4,563,872.62	-	

See accompanying notes to financial statements.

STATE OF ARIZONA
STATEMENT OF REVENUES, EXPENDITURES AND CHANGES IN FUND BALANCE
BUDGETARY (LEGAL) BASIS
FOR THE YEAR ENDED JUNE 30, 2021

AGY	FUND	APPROPRIATION NAME	FUND BALANCE JULY 1, 2020	REVENUES AND TRANSFERS IN	EXPENDITURES AND TRANSFERS OUT	FUND BALANCE JUNE 30, 2021
TRA	TR3176	INTEREST EARNING		868,656.35	-	
TRA	TR3177	FUND ADMINISTRATION		820,596.62	-	
TRA	TR3177	INTEREST EARNING		88,040.93	-	
	TOTAL FUND		\$ 3,693,123,034.90	\$ 33,966,299.04	\$ 131,019.44	\$ 3,726,958,314.50
	LGIP-COP INVESTMENT HELD FOR TRUSTEE FUND		\$ (32,178,330.35)	\$ -	\$ -	\$ (32,178,330.35)
	ARIZONA PEACE OFFICERS MEMORIAL FUND					
TRA	TR3191	FUND ADMINISTRATION		\$ 6.93	\$ 1,000,000.00	
	TOTAL FUND		\$ 1,001,814.96	\$ 6.93	\$ 1,000,000.00	\$ 1,821.89
	POLITICAL PARTIES TRUST FUND					
TRA	TR3310	POLITICAL PARTIES		\$ 31,503.96	\$ 12,334.40	
	TOTAL FUND		\$ -	\$ 31,503.96	\$ 12,334.40	\$ 19,169.56
	PERMANENT LAND ENDOWMENT TRUST FUND					
TRA	TR3318	FUND ADMINISTRATION		\$ (56,956,085.00)	\$ -	
	TOTAL FUND		\$ 2,501,948,870.81	\$ (56,956,085.00)	\$ -	\$ 2,444,992,785.81
	ARIZONA ENDOWMENT TRUST FUND					
TRA	TR3319	FUND ADMINISTRATION		\$ (1,300,000.00)	\$ -	
	TOTAL FUND		\$ 1,300,000.00	\$ (1,300,000.00)	\$ -	\$ -
	ENDOWMENT RENTAL INCOME PREPAYMENT FUND					
TRA	TR3323	FUND ADMINISTRATION		\$ 117,024.17	\$ 2,207,192.13	
	TOTAL FUND		\$ 45,607,762.07	\$ 117,024.17	\$ 2,207,192.13	\$ 43,517,594.11
	CRIMINAL JUSTICE ENHANCEMENT FUND					
TRA	TR3702	FUND ADMINISTRATION		\$ 460,275.07	\$ -	
	TOTAL FUND		\$ 45,490.14	\$ 460,275.07	\$ -	\$ 505,765.21
	TREASURER ADMINISTRATIVE FUND					
TRA	TR3738	FUND ADMINISTRATION		\$ 23,655.02	\$ 23,482.12	
TRA	TR3739	FUND ADMINISTRATION		65,537.85	65,775.59	
TRA	TR3740	FUND ADMINISTRATION		10,658.89	13,858.85	
TRA	TR3741	BANKING FEES		21,953,236.89	7,782,113.26	
TRA	TR4501	FILL THE GAP ASSESSMENT COLLECTIONS		4,654.30	-	
TRA	TR4502	FILL THE GAP ASSESSMENT COLLECTIONS		155,272.42	-	
	TOTAL FUND		\$ (141,783,969.71)	\$ 22,213,015.37	\$ 7,885,229.82	\$ (127,456,184.16)
	CENTRAL AZ WATER CONSERVATION DISTRICT FUND					
TRA	TR3742	INTEREST EARNING		\$ 6,885,247.23	\$ -	
	TOTAL FUND		\$ 404,209,805.97	\$ 6,885,247.23	\$ -	\$ 411,095,053.20
	STATE TREASURER OPERATING FUND					
TRA	TR3795	APPROPRIATED ACTIVITY		\$ 3,457,445.51	\$ 3,108,980.91	
	TOTAL FUND		\$ 810,756.48	\$ 3,457,445.51	\$ 3,108,980.91	\$ 1,159,221.08
	LOCAL TRANS ASSISTANCE FUND					
TRA	TR3848	FUND ADMINISTRATION		\$ 254.66	\$ -	
	TOTAL FUND		\$ (13,764,178.49)	\$ 254.66	\$ -	\$ (13,763,923.83)
	CASH DEPOSIT - LIEU OF BOND FUND					
TRA	TR6071	FUND ADMINISTRATION		\$ 84,601,096.56	\$ (53,333.16)	
TRA	TR6201	FUND ADMINISTRATION		117.50	-	
	TOTAL FUND		\$ 10,756,034.22	\$ 84,601,214.06	\$ (53,333.16)	\$ 95,410,581.44
	PRIVATE POSTSECONDARY EDUCATION CASH BOND FUND					
TRA	TR6210	FUND ADMINISTRATION		\$ 1,434.34	\$ 16,581.15	
	TOTAL FUND		\$ 312,900.93	\$ 1,434.34	\$ 16,581.15	\$ 297,754.12
	PLAN SIX FACILITY - CAWCD FUND					
TRA	TR6372	FUND ADMINISTRATION		\$ 380.52	\$ 300.72	
	TOTAL FUND		\$ 726.14	\$ 380.52	\$ 300.72	\$ 805.94
	TELEPHONE SOLICITATION CASH BOND FUND					
TRA	TR6420	FUND ADMINISTRATION		\$ 62.13	\$ -	

See accompanying notes to financial statements.

STATE OF ARIZONA
STATEMENT OF REVENUES, EXPENDITURES AND CHANGES IN FUND BALANCE
BUDGETARY (LEGAL) BASIS
FOR THE YEAR ENDED JUNE 30, 2021

AGY	FUND	APPROPRIATION NAME	FUND BALANCE JULY 1, 2020	REVENUES AND TRANSFERS IN	EXPENDITURES AND TRANSFERS OUT	FUND BALANCE JUNE 30, 2021
TRA	TR6491	FUND ADMINISTRATION		2.63	-	
	TOTAL FUND		\$ 13,863.06	\$ 64.76	\$ -	\$ 13,927.82
DES UNEMPLOYMENT BENEFIT FUND						
TRA	TR9005	PRIOR YEAR ADJUSTMENT		-	1,539,964.93	
TRA	TR9005	TREASURY FUND CLEARING		1,652,486.95	-	
	TOTAL FUND		\$ 2,568,439.48	\$ 1,652,486.95	\$ 1,539,964.93	\$ 2,680,961.50
	TREASURER INTEREST CLEARING FUND		\$ 18,610,245.01	\$ -	\$ -	\$ 18,610,245.01
HEALTH AND WELFARE						
ARIZONA COMMISSION OF AFRICAN-AMERICAN AFFAIRS						
AZ COMMISSION OF AFRICAN-AMERICAN AFFAIRS FUND						
AMA	AM2397	AFRICAN AMERICAN AFFAIRS		3,000.00	450.00	
	TOTAL FUND		\$ 4,818.87	\$ 3,000.00	\$ 450.00	\$ 7,368.87
DEPARTMENT OF CHILD SAFETY						
FEDERAL GRANT FUND						
CHA	CH2000	APPROPRIATED ACTIVITY		-	551,690,481.19	
CHA	CH2000	DCS GUARDIAN		-	7,403,643.32	
CHA	CH2000	DCS NON-APPROPRIATED		-	110,667,236.94	
CHA	CH2000	DCS REVENUE RECOGNITION		663,533,384.95	-	
	TOTAL FUND		\$ 29,294,743.70	\$ 663,533,384.95	\$ 669,761,361.45	\$ 23,066,767.20
STATEWIDE DONATIONS FUND						
CHA	CH2025	DCS NON-APPROPRIATED		16,662.56	5,835.97	
	TOTAL FUND		\$ 20,363.87	\$ 16,662.56	\$ 5,835.97	\$ 31,190.46
CHILD ABUSE PREVENTION FUND						
CHA	CH2162	DCS REVENUE RECOGNITION		875,119.93	-	
	TOTAL FUND		\$ 441,916.60	\$ 875,119.93	\$ -	\$ 1,317,036.53
CHILD FAMILY SERVICES TRAINING PROGRAM FUND						
CHA	CH2173	APPROPRIATED ACTIVITY		-	59,064.35	
CHA	CH2173	DCS REVENUE RECOGNITION		18,054.75	-	
	TOTAL FUND		\$ 58,695.35	\$ 18,054.75	\$ 59,064.35	\$ 17,685.75
CHILD PASSENGER RESTRAINT FUND						
CHA	CH2192	DCS IN-HOME PREVENTATIVE SUPPORT SERVICES-2192		(37,115.75)	84,005.19	
CHA	CH2192	DCS REVENUE RECOGNITION		119,758.86	-	
	TOTAL FUND		\$ 37,115.75	\$ 82,643.11	\$ 84,005.19	\$ 35,753.67
EMPLOYEE RECOGNITION FUND						
CHA	CH2449	DCS NON-APPROPRIATED		6,221.50	5,414.08	
	TOTAL FUND		\$ 1,166.29	\$ 6,221.50	\$ 5,414.08	\$ 1,973.71
INTERGOVERNMENTAL AND INTERAGENCY SERVICE AGREEMENT FUND						
CHA	CH2500	DCS OPERATING NON-APPROPRIATED		-	30,965.37	
CHA	CH2500	DCS OUT-OF-HOME NON-APPROPRIATED		-	203,846.01	
CHA	CH2500	DCS OVERTIME NON-APPROPRIATE		-	297.31	
CHA	CH2500	DCS PREVENTIVE SERVICES NON-APPROPRIATED		-	5,176,299.04	
CHA	CH2500	DCS REVENUE RECOGNITION		6,850,541.09	-	
	TOTAL FUND		\$ 4,088,634.78	\$ 6,850,541.09	\$ 5,411,407.73	\$ 5,527,768.14
AUTOMATION PROJECTS FUND						
CHA	CH2566	APPROPRIATED ACTIVITY		-	7,403,642.60	
CHA	CH2566	DCS REVENUE RECOGNITION		5,925,000.00	-	
	TOTAL FUND		\$ 2,743,628.79	\$ 5,925,000.00	\$ 7,403,642.60	\$ 1,264,986.19
ECONOMIC SECURITY CLIENT TRUST FUND						
CHA	CH3152	DCS NON-APPROPRIATED		-	1,544,928.15	
CHA	CH3152	DCS REVENUE RECOGNITION		6,249,698.78	-	
	TOTAL FUND		\$ 6,346,297.28	\$ 6,249,698.78	\$ 1,544,928.15	\$ 11,051,067.91

See accompanying notes to financial statements.

STATE OF ARIZONA
STATEMENT OF REVENUES, EXPENDITURES AND CHANGES IN FUND BALANCE
BUDGETARY (LEGAL) BASIS
FOR THE YEAR ENDED JUNE 30, 2021

AGY	FUND	APPROPRIATION NAME	FUND BALANCE JULY 1, 2020	REVENUES AND TRANSFERS IN	EXPENDITURES AND TRANSFERS OUT	FUND BALANCE JUNE 30, 2021
RISK MANAGEMENT FUND						
CHA	CH4216	APPROPRIATED ACTIVITY		\$ 2,602,000.00	\$ 969,264.82	
	TOTAL FUND		\$ 174,741.56	\$ 2,602,000.00	\$ 969,264.82	\$ 1,807,476.74
DEPARTMENT OF ECONOMIC SECURITY						
INDIRECT COST RECOVERY FUND						
DEA	DE1030	APPROPRIATED ACTIVITY		\$ 303,855.82	\$ 303,855.82	
	TOTAL FUND		\$ -	\$ 303,855.82	\$ 303,855.82	\$ -
FEDERAL GRANT FUND						
DEA	DE2000	ADMINISTRATION		\$ 9,120,483.95	\$ 102,295,761.28	
DEA	DE2000	APPROPRIATED ACTIVITY		-	400,089,852.50	
DEA	DE2000	DCSS IGAS		-	477,070.83	
DEA	DE2000	DES REVENUE RECOGNITION		1,101,287,923.25	-	
DEA	DE2000	DIVISION OF AGING AND COMMUNITY SERVICES		-	148,426,800.56	
DEA	DE2000	DIVISION OF BENEFITS AND MED ELIGIBILITY		-	217,296,383.05	
DEA	DE2000	DIVISION OF DEVELOPMENTAL DISABILITIES		-	301,161.29	
DEA	DE2000	DIVISION OF EMPLOYMENT AND REHAB SERVICE		-	205,298,578.94	
DEA	DE2000	DIVISION OF LONG TERM CARE		-	30,871,278.23	
	TOTAL FUND		\$ 46,730,153.12	\$ 1,110,408,407.20	\$ 1,105,056,886.68	\$ 52,081,673.64
DEVELOPMENTALLY DISABLED CLIENT TRUST FUND						
DEA	DE2019	DIVISION OF DEVELOPMENTAL DISABILITIES		\$ 202.28	\$ 10,482.62	
	TOTAL FUND		\$ 44,636.78	\$ 202.28	\$ 10,482.62	\$ 34,356.44
SPECIAL ADMINISTRATION FUND						
DEA	DE2066	APPROPRIATED ACTIVITY		\$ -	\$ 3,422,826.57	
DEA	DE2066	DES REVENUE RECOGNITION		5,648,065.18	-	
	TOTAL FUND		\$ 3,132,042.48	\$ 5,648,065.18	\$ 3,422,826.57	\$ 5,357,281.09
CHILD SUPPORT ENFORCEMENT ADMINISTRATION FUND						
DEA	DE2091	APPROPRIATED ACTIVITY		\$ -	\$ 52,056,887.59	
DEA	DE2091	DES REVENUE RECOGNITION		48,233,726.12	-	
	TOTAL FUND		\$ 9,667,061.80	\$ 48,233,726.12	\$ 52,056,887.59	\$ 5,843,900.33
ECONOMIC SECURITY CAPITAL INVESTMENTS FUND						
DEA	DE2093	DES REVENUE RECOGNITION		\$ 51,825.00	\$ -	
	TOTAL FUND		\$ 481,551.13	\$ 51,825.00	\$ -	\$ 533,376.13
DOMESTIC VIOLENCE SERVICES FUND						
DEA	DE2160	APPROPRIATED ACTIVITY		\$ 2,686,094.75	\$ 3,009,717.94	
	TOTAL FUND		\$ 2,390,212.97	\$ 2,686,094.75	\$ 3,009,717.94	\$ 2,066,589.78
PUBLIC ASSISTANCE COLLECTIONS FUND						
DEA	DE2217	APPROPRIATED ACTIVITY		\$ 48,350.07	\$ 76,264.00	
	TOTAL FUND		\$ 472,879.89	\$ 48,350.07	\$ 76,264.00	\$ 444,965.96
DEPT LONG-TERM CARE SYSTEM FUND						
DEA	DE2224	APPROPRIATED ACTIVITY		\$ 300.00	\$ 2,308,452,171.36	
DEA	DE2224	DES REVENUE RECOGNITION		2,296,947,599.58	-	
DEA	DE2224	DIVISION OF LONG TERM CARE		-	(19,684,622.72)	
DEA	DE2224	PRIOR YEAR ADJUSTMENT		-	300.00	
	TOTAL FUND		\$ 207,391,439.79	\$ 2,296,947,899.58	\$ 2,288,767,848.64	\$ 215,571,490.73
SPINAL AND HEAD INJURIES TRUST FUND						
DEA	DE2335	APPROPRIATED ACTIVITY		\$ -	\$ 1,745,816.92	
DEA	DE2335	DES REVENUE RECOGNITION		1,764,270.56	-	
	TOTAL FUND		\$ 670,737.91	\$ 1,764,270.56	\$ 1,745,816.92	\$ 689,191.55
FAMILY CAREGIVER GRANT PROGRAM FUND						
DEA	DE2347	DIVISION OF AGING AND COMMUNITY SERVICES		\$ -	\$ 108,457.69	
	TOTAL FUND		\$ 989,800.03	\$ -	\$ 108,457.69	\$ 881,342.34
NEIGHBORS HELPING NEIGHBORS FUND						
DEA	DE2348	DES REVENUE RECOGNITION		\$ 44,747.16	\$ -	
DEA	DE2348	DIVISION OF AGING AND COMMUNITY SERVICES		-	27,662.00	

See accompanying notes to financial statements.

STATE OF ARIZONA
STATEMENT OF REVENUES, EXPENDITURES AND CHANGES IN FUND BALANCE
BUDGETARY (LEGAL) BASIS
FOR THE YEAR ENDED JUNE 30, 2021

AGY	FUND	APPROPRIATION NAME	FUND BALANCE JULY 1, 2020	REVENUES AND TRANSFERS IN	EXPENDITURES AND TRANSFERS OUT	FUND BALANCE JUNE 30, 2021
TOTAL FUND			<u>\$ 49,109.26</u>	<u>\$ 44,747.16</u>	<u>\$ 27,662.00</u>	<u>\$ 66,194.42</u>
EMPLOYEE RECOGNITION FUND			<u>\$ 2,230.10</u>	<u>\$ -</u>	<u>\$ -</u>	<u>\$ 2,230.10</u>
INTERGOVERNMENTAL AND INTERAGENCY SERVICE AGREEMENT FUND			<u>\$ 56,724.24</u>	<u>\$ -</u>	<u>\$ -</u>	<u>\$ 56,724.24</u>
TITLE VI-CORONAVIRUS RELIEF FUND						
DEA	DE2975	ADMINISTRATION		\$ 383,465,249.72	\$ 151,804.35	
DEA	DE2975	DIVISION OF AGING AND COMMUNITY SERVICES		\$ -	\$ 4,681,441.80	
TOTAL FUND			<u>\$ 151,804.35</u>	<u>\$ 383,465,249.72</u>	<u>\$ 4,833,246.15</u>	<u>\$ 378,783,807.92</u>
DEVELOPMENTAL DISABILITIES FUND						
DEA	DE3145	DES REVENUE RECOGNITION		\$ (43,321.89)	\$ -	
DEA	DE3146	DES REVENUE RECOGNITION		7,306.02	-	
DEA	DE3146	DIVISION OF DEVELOPMENTAL DISABILITIES		-	13,388.74	
TOTAL FUND			<u>\$ 180,374.91</u>	<u>\$ (36,015.87)</u>	<u>\$ 13,388.74</u>	<u>\$ 130,970.30</u>
ECONOMIC SECURITY CLIENT TRUST FUND			<u>\$ 3,958.70</u>	<u>\$ -</u>	<u>\$ -</u>	<u>\$ 3,958.70</u>
REVENUE FROM STATE OR LOCAL AGENCY FUND						
DEA	DE3193	ADMINISTRATION		\$ 1,953,627.79	\$ 1,838,539.93	
TOTAL FUND			<u>\$ 2,811,048.47</u>	<u>\$ 1,953,627.79</u>	<u>\$ 1,838,539.93</u>	<u>\$ 2,926,136.33</u>
SPECIAL OLYMPICS TAX REFUND FUND						
DEA	DE3207	DDD SPECIAL OLYMPICS		\$ 92,821.45	\$ -	
DEA	DE3207	DIVISION OF LONG TERM CARE		-	153,714.35	
TOTAL FUND			<u>\$ 60,892.90</u>	<u>\$ 92,821.45</u>	<u>\$ 153,714.35</u>	<u>\$ -</u>
CRISIS CONTINGENCY AND SAFETY NET FUND						
DEA	DE3240	DAAS HOUSING AND FOOD BANK CRISIS		\$ 1,625,000.00	\$ 2,478,074.87	
TOTAL FUND			<u>\$ 1,331,817.87</u>	<u>\$ 1,625,000.00</u>	<u>\$ 2,478,074.87</u>	<u>\$ 478,743.00</u>
COMMISSION FOR DEAF AND HARD OF HEARING						
STATEWIDE DONATIONS FUND			<u>\$ 6,599.76</u>	<u>\$ -</u>	<u>\$ -</u>	<u>\$ 6,599.76</u>
TELECOMMUNICATION FOR THE DEAF FUND						
DFA	DF2047	APPROPRIATED ACTIVITY		\$ 1.28	\$ 3,907,806.78	
DFA	DF2047	REVENUE COLLECTIONS		3,702,169.44	-	
TOTAL FUND			<u>\$ 10,275,321.92</u>	<u>\$ 3,702,170.72</u>	<u>\$ 3,907,806.78</u>	<u>\$ 10,069,685.86</u>
DEPARTMENT OF ENVIRONMENTAL QUALITY						
AIR QUALITY FUND						
EVA	EV2000	APPROPRIATED ACTIVITY		\$ (2,422,900.00)	\$ 5,433,964.78	
EVA	EV2000	REVENUE COLLECTIONS APPROP FUNDS		10,825,265.95	-	
TOTAL FUND			<u>\$ 1,408,690.49</u>	<u>\$ 8,402,365.95</u>	<u>\$ 5,433,964.78</u>	<u>\$ 4,377,091.66</u>
PERMIT ADMINISTRATION FUND						
EVA	EV2200	APPROPRIATED ACTIVITY		\$ 3,069,611.18	\$ 4,543,810.79	
EVA	EV2200	REVENUE COLLECTIONS APPROP FUNDS		1,976,983.12	-	
TOTAL FUND			<u>\$ 2,234,195.77</u>	<u>\$ 5,046,594.30</u>	<u>\$ 4,543,810.79</u>	<u>\$ 2,736,979.28</u>
EMISSIONS INSPECTION FUND						
EVA	EV2220	APPROPRIATED ACTIVITY		\$ -	\$ 26,221,213.77	
EVA	EV2220	REVENUE COLLECTIONS APPROP FUNDS		28,907,448.79	-	
TOTAL FUND			<u>\$ 4,610,493.06</u>	<u>\$ 28,907,448.79</u>	<u>\$ 26,221,213.77</u>	<u>\$ 7,296,728.08</u>
VOLUNTARY VEHICLE REPAIR RETROFIT PROGRAM FUND						
EVA	EV2365	AIR QUALITY PROGRAMS		\$ -	\$ 898,652.93	
EVA	EV2365	REVENUE COLLECTIONS I NON-APPROP FUNDS		1,329,273.95	-	
TOTAL FUND			<u>\$ 2,158,015.28</u>	<u>\$ 1,329,273.95</u>	<u>\$ 898,652.93</u>	<u>\$ 2,588,636.30</u>
EMPLOYEE RECOGNITION FUND						
EVA	EV2449	ADMINISTRATIVE PROGRAMS		\$ -	\$ 2,612.21	
EVA	EV2449	REVENUE COLLECTIONS II NON-APPROP FUNDS		1,309.98	-	
TOTAL FUND			<u>\$ 2,710.98</u>	<u>\$ 1,309.98</u>	<u>\$ 2,612.21</u>	<u>\$ 1,408.75</u>

See accompanying notes to financial statements.

STATE OF ARIZONA
STATEMENT OF REVENUES, EXPENDITURES AND CHANGES IN FUND BALANCE
BUDGETARY (LEGAL) BASIS
FOR THE YEAR ENDED JUNE 30, 2021

AGY	FUND	APPROPRIATION NAME	FUND BALANCE JULY 1, 2020	REVENUES AND TRANSFERS IN	EXPENDITURES AND TRANSFERS OUT	FUND BALANCE JUNE 30, 2021
SPECIFIC SITE JUDGMENT FUND						
EVA	EV3013	REVENUE COLLECTIONS II NON-APPROP FUNDS		\$ 0.09	\$ -	
EVA	EV3014	REVENUE COLLECTIONS II NON-APPROP FUNDS		0.22	-	
	TOTAL FUND		<u>\$ 513,901.29</u>	<u>\$ 0.31</u>	<u>\$ -</u>	<u>\$ 513,901.60</u>
EMERGENCY RESPONSE FUND						
EVA	EV3031	APPROPRIATED ACTIVITY		\$ -	\$ 130,075.75	
EVA	EV3031	REVENUE COLLECTIONS APPROP FUNDS		90,436.17	-	
EVA	EV3032	REVENUE COLLECTIONS I NON-APPROP FUNDS		67,802.70	-	
	TOTAL FUND		<u>\$ 893,837.04</u>	<u>\$ 158,238.87</u>	<u>\$ 130,075.75</u>	<u>\$ 922,000.16</u>
SOLID WASTE FEE FUND						
EVA	EV3110	APPROPRIATED ACTIVITY		\$ -	\$ 1,214,353.84	
EVA	EV3110	REVENUE COLLECTIONS APPROP FUNDS		1,409,633.29	-	
	TOTAL FUND		<u>\$ 1,876,801.99</u>	<u>\$ 1,409,633.29</u>	<u>\$ 1,214,353.84</u>	<u>\$ 2,072,081.44</u>
RECYCLING FUND						
EVA	EV3242	APPROPRIATED ACTIVITY		\$ -	\$ 2,799,133.90	
EVA	EV3242	REVENUE COLLECTIONS APPROP FUNDS		2,837,615.98	-	
	TOTAL FUND		<u>\$ 896,468.72</u>	<u>\$ 2,837,615.98</u>	<u>\$ 2,799,133.90</u>	<u>\$ 934,950.80</u>
HAZARDOUS WASTE MANAGEMENT FUND						
EVA	EV3330	APPROPRIATED ACTIVITY		\$ -	\$ 1,662,779.52	
EVA	EV3330	REVENUE COLLECTIONS APPROP FUNDS		1,502,795.80	-	
	TOTAL FUND		<u>\$ 904,361.79</u>	<u>\$ 1,502,795.80</u>	<u>\$ 1,662,779.52</u>	<u>\$ 744,378.07</u>
UNDERGROUND STORAGE TANK REVOLVING FUND						
EVA	EV3450	REVENUE COLLECTIONS I NON-APPROP FUNDS		\$ 33,632,134.60	\$ -	
EVA	EV3450	WASTE PROGRAMS		3,000.00	60,813,971.25	
	TOTAL FUND		<u>\$ 59,383,371.68</u>	<u>\$ 33,635,134.60</u>	<u>\$ 60,813,971.25</u>	<u>\$ 32,204,535.03</u>
WATER QUALITY ASSURANCE REVOLVING FUND						
EVA	EV3640	REVENUE COLLECTIONS I NON-APPROP FUNDS		\$ 117.55	\$ -	
EVA	EV3640	WQARF PRIORITY SITES		-	(1,100.00)	
EVA	EV3660	REVENUE COLLECTIONS I NON-APPROP FUNDS		10,054.56	-	
EVA	EV3680	REVENUE COLLECTIONS I NON-APPROP FUNDS		395,199.57	-	
EVA	EV3680	WQARF REMEDIATION		-	217,177.38	
EVA	EV4000	REVENUE COLLECTIONS I NON-APPROP FUNDS		17,648,151.48	-	
EVA	EV4000	WQARF PRIORITY SITES		-	10,448,567.99	
EVA	EV4000	WQARF REMEDIATION		-	6,709,481.13	
	TOTAL FUND		<u>\$ 3,858,389.70</u>	<u>\$ 18,053,523.16</u>	<u>\$ 17,374,126.50</u>	<u>\$ 4,537,786.36</u>
WATER QUALITY FEE FUND						
EVA	EV4100	APPROPRIATED ACTIVITY		\$ 1,500,000.00	\$ 8,540,315.29	
EVA	EV4100	REVENUE COLLECTIONS APPROP FUNDS		6,794,497.47	-	
	TOTAL FUND		<u>\$ 3,212,346.22</u>	<u>\$ 8,294,497.47</u>	<u>\$ 8,540,315.29</u>	<u>\$ 2,966,528.40</u>
SAFE DRINKING WATER PROGRAM FUND						
EVA	EV4150	APPROPRIATED ACTIVITY		\$ 3,500.00	\$ 1,818,107.25	
EVA	EV4150	REVENUE COLLECTIONS APPROP FUNDS		1,800,000.00	-	
	TOTAL FUND		<u>\$ 917,764.34</u>	<u>\$ 1,803,500.00</u>	<u>\$ 1,818,107.25</u>	<u>\$ 903,157.09</u>
MONITORING ASSISTANCE FUND						
EVA	EV4220	REVENUE COLLECTIONS I NON-APPROP FUNDS		\$ 238,913.59	\$ -	
EVA	EV4220	WATER QUALITY PROGRAMS		-	731,986.53	
	TOTAL FUND		<u>\$ 1,002,251.27</u>	<u>\$ 238,913.59</u>	<u>\$ 731,986.53</u>	<u>\$ 509,178.33</u>
VOLUNTARY REMEDIATION FUND						
EVA	EV4230	REVENUE COLLECTIONS II NON-APPROP FUNDS		\$ 660,990.37	\$ -	
EVA	EV4230	WASTE PROGRAMS		-	302,801.42	
	TOTAL FUND		<u>\$ 160,741.19</u>	<u>\$ 660,990.37</u>	<u>\$ 302,801.42</u>	<u>\$ 518,930.14</u>
INSTITUTIONAL AND ENGINEERING CONTROL FUND						
EVA	EV4240	REVENUE COLLECTIONS II NON-APPROP FUNDS		\$ 10,415.82	\$ -	
EVA	EV4240	WASTE PROGRAMS		-	30,807.44	
	TOTAL FUND		<u>\$ 108,206.42</u>	<u>\$ 10,415.82</u>	<u>\$ 30,807.44</u>	<u>\$ 87,814.80</u>

See accompanying notes to financial statements.

STATE OF ARIZONA
STATEMENT OF REVENUES, EXPENDITURES AND CHANGES IN FUND BALANCE
BUDGETARY (LEGAL) BASIS
FOR THE YEAR ENDED JUNE 30, 2021

AGY	FUND	APPROPRIATION NAME	FUND BALANCE JULY 1, 2020	REVENUES AND TRANSFERS IN	EXPENDITURES AND TRANSFERS OUT	FUND BALANCE JUNE 30, 2021
FEDERAL GRANT FUND						
EVA	EV8001	ADMINISTRATIVE PROGRAM GRANTS		\$ -	\$ 198,310.72	
EVA	EV8001	REVENUE COLLECTIONS I NON-APPROP FUNDS		197,239.96	-	
EVA	EV8002	AIR QUALITY PROGRAM GRANTS		-	463,398.38	
EVA	EV8002	REVENUE COLLECTIONS I NON-APPROP FUNDS		463,808.17	-	
EVA	EV8003	REVENUE COLLECTIONS I NON-APPROP FUNDS		2,531,609.27	-	
EVA	EV8003	WASTE PROGRAM GRANTS		-	2,470,614.47	
EVA	EV8004	REVENUE COLLECTIONS I NON-APPROP FUNDS		3,119,513.04	-	
EVA	EV8004	WATER QUALITY PROGRAM GRANTS		-	3,169,866.79	
EVA	EV8241	REVENUE COLLECTIONS I NON-APPROP FUNDS		491,153.49	-	
EVA	EV8241	WASTE PROGRAM GRANTS		-	502,154.29	
EVA	EV8302	REVENUE COLLECTIONS I NON-APPROP FUNDS		940,848.24	-	
EVA	EV8302	WASTE PROGRAM GRANTS		-	943,292.71	
EVA	EV8811	REVENUE COLLECTIONS I NON-APPROP FUNDS		8,846,935.86	-	
EVA	EV8811	WATER QUALITY PROGRAM GRANTS		-	8,972,982.45	
	TOTAL FUND		\$ (387,020.86)	\$ 16,591,108.03	\$ 16,720,619.81	\$ (516,532.64)
INDIRECT COST RECOVERY FUND						
EVA	EV9000	APPROPRIATED ACTIVITY		\$ 18,929.28	\$ 14,117,594.52	
EVA	EV9000	FEDERAL INDIRECT COST RECOVERY		-	(14,672,446.93)	
EVA	EV9000	REVENUE COLLECTIONS II NON-APPROP FUNDS		78,860.60	-	
	TOTAL FUND		\$ 3,642,706.44	\$ 97,789.88	\$ (554,852.41)	\$ 4,295,348.73
INTERGOVERNMENTAL AND INTERAGENCY SERVICE AGREEMENT FUND						
EVA	EV9500	INTERGOVERNMENTAL AGREEMENTS		\$ (199,061.88)	\$ 5,475,385.39	
EVA	EV9500	REVENUE COLLECTIONS II NON-APPROP FUNDS		4,904,370.83	-	
	TOTAL FUND		\$ 420,921.46	\$ 4,705,308.95	\$ 5,475,385.39	\$ (349,154.98)
ARIZONA HEALTH CARE COST CONTAINMENT SYSTEM						
TOBACCO PRODUCTS TAX FUND						
HCA	HC1303	APPROPRIATED ACTIVITY		\$ -	\$ 34,797,900.00	
HCA	HC1303	TOBACCO PRODUCTS TAX FUND		37,173,571.84	-	
HCA	HC1304	APPROPRIATED ACTIVITY		-	16,216,300.00	
HCA	HC1304	TOBACCO PRODUCTS TAX EHS		17,701,334.63	-	
	TOTAL FUND		\$ 5,743,171.93	\$ 54,874,906.47	\$ 51,014,200.00	\$ 9,603,878.40
TOBACCO TAX AND HEALTH CARE FUND						
HCA	HC1306	APPROPRIATED ACTIVITY		\$ -	\$ 65,627,200.00	
HCA	HC1306	TOBACCO TAX - HEALTH CARE FUND		67,727,387.72	700,000.00	
	TOTAL FUND		\$ 1,581,422.22	\$ 67,727,387.72	\$ 66,327,200.00	\$ 2,981,609.94
FEDERAL GRANT FUND						
HCA	HC2000	ARIZONA STATE OPIOID STATE GRANT II		\$ 9,369,052.38	\$ 9,349,052.38	
HCA	HC2000	AZ EMERGENCY COVID-19 SUPPLEMENTAL		36,974.98	26,974.98	
HCA	HC2000	AZ EMERGENCY RESPONSE FOR SUICIDE PREVENTION		395,414.72	395,414.72	
HCA	HC2000	BHS NONMEDICAID FEDERAL GRANTS		88,433,582.29	88,023,579.84	
HCA	HC2000	CRISIS COUNSELING PROGRAM REGULAR SERVICES PROGRAM		1,285,931.78	1,275,931.78	
HCA	HC2000	GRANT FOR TREATMENT FOR PREGNANT AND POSTPARTUM WOMEN		75,556.39	65,556.39	
HCA	HC2000	MENTAL HEALTH BLOCK GRANT COVID19		777.75	777.75	
HCA	HC2000	SUBSTANCE ABUSE GRANT- COVID19		1,360.29	1,360.29	
	TOTAL FUND		\$ 96,400.10	\$ 99,598,650.58	\$ 99,138,648.13	\$ 556,402.55
AHCCCS FUND						
HCA	HC2120	ACUTE COUNTY REVENUE		\$ 45,517,435.32	\$ -	
HCA	HC2120	ACUTE FEDERAL REVENUE AND EXPENSE		80,686,993.16	81,106,993.16	
HCA	HC2120	ADHS ASIIS IMMUNIZATION REGISTRY		64,938.96	64,938.96	
HCA	HC2120	AHCCCS FUND - APSI		131,450,104.17	132,703,407.13	
HCA	HC2120	APPROPRIATED ACTIVITY		9,611,185,465.37	10,382,969,367.61	
HCA	HC2120	DES CASE MANAGEMENT FOR ADULT PROTECTIVE SERVICES		281,094.08	281,094.08	
HCA	HC2120	DISPROPORTIONATE SHARE		79,276,465.73	84,858,600.28	
HCA	HC2120	FREEDOM TO WORK REV-EXP		6,326.58	-	
HCA	HC2120	HCIA ACANEAEXP DIRECT PAYMENTS		342,865,934.67	24,070,012.98	
HCA	HC2120	HCIA ADMIN		-	1,195,450.73	
HCA	HC2120	HCIA CMDP DIRECT PAYMENTS		3,182,516.72	2,430,046.33	
HCA	HC2120	HCIA PROP204 DIRECT PAYMENTS		62,226,666.63	0.03	

See accompanying notes to financial statements.

STATE OF ARIZONA
STATEMENT OF REVENUES, EXPENDITURES AND CHANGES IN FUND BALANCE
BUDGETARY (LEGAL) BASIS
FOR THE YEAR ENDED JUNE 30, 2021

AGY	FUND	APPROPRIATION NAME	FUND BALANCE JULY 1, 2020	REVENUES AND TRANSFERS IN	EXPENDITURES AND TRANSFERS OUT	FUND BALANCE JUNE 30, 2021
HCA	HC2120	HCIA TRADITIONAL DIRECT PAYMENTS		345,623,046.87	223.67	
HCA	HC2120	HEALTH INFO TECH EHR INCENTIVE PAYMENTS		4,133,724.76	4,133,724.76	
HCA	HC2120	SBS ADMINISTRATION FEE		383,333.12	1,348,219.36	
	TOTAL FUND		\$ 104,023,820.00	\$ 10,706,884,046.14	\$ 10,715,162,079.08	\$ 95,745,787.06
DELIVERY SYSTEM REFORM INCENTIVE PAYMENT FUND						
HCA	HC2130	APPROPRIATED ACTIVITY		\$ 50,357,688.56	\$ 45,697,873.03	
	TOTAL FUND		\$ 47,842,179.80	\$ 50,357,688.56	\$ 45,697,873.03	\$ 52,501,995.33
AZ LONG-TERM CARE SYSTEM FUND						
HCA	HC2223	APPROPRIATED ACTIVITY		\$ 1,221,856,456.90	\$ 1,411,651,542.58	
HCA	HC2223	HCIA ALTCSDD DIRECT PAYMENTS		15,746,533.64	(24,108,869.03)	
HCA	HC2223	HCIA ALTCSEPD DIRECT PAYMENTS		24,108,869.02	24,108,869.02	
HCA	HC2223	LONG TERM CARE FUND - APSI		24,554,419.59	24,554,419.59	
HCA	HC2223	LTC COUNTY REVENUE		258,976,376.00	-	
HCA	HC2223	LTC FED REVENUE - DES - DD		1,758,545,269.87	1,758,545,269.87	
	TOTAL FUND		\$ 70,761,106.57	\$ 3,303,787,925.02	\$ 3,194,751,232.03	\$ 179,797,799.56
SUBSTANCE ABUSE SERVICES FUND						
HCA	HC2227	APPROPRIATED ACTIVITY		\$ 1,138,043.84	\$ 1,350,200.00	
HCA	HC2319	APPROPRIATED ACTIVITY		753,352.97	900,000.00	
	TOTAL FUND		\$ 2,230,646.45	\$ 1,891,396.81	\$ 2,250,200.00	\$ 1,871,843.26
SUBSTANCE USE DISORDER SERVICES FUND						
HCA	HC2325	SUBSTANCE USE DISORDER SERVICES		\$ 4,214.46	\$ 1,165,919.19	
	TOTAL FUND		\$ 1,396,635.95	\$ 4,214.46	\$ 1,165,919.19	\$ 234,931.22
CHILDRENS HEALTH INSURANCE PROGRAM FUND						
HCA	HC2410	AHCCS FUND - APSI		\$ 4,067,275.09	\$ 4,067,275.09	
HCA	HC2410	APPROPRIATED ACTIVITY		104,906,372.42	104,971,904.88	
HCA	HC2410	HCIA KIDSCARE DIRECT PAYMENTS		3,817,151.43	3,817,151.43	
HCA	HC2410	HIFA PARENTS REV-EXP		60.00	-	
HCA	HC2410	KIDSCARE FUND - APSI		4,004,794.81	4,004,794.81	
HCA	HC2410	KIDSCARE PREMIUM REV-EXP		99,157.85	-	
	TOTAL FUND		\$ 1,637,590.77	\$ 116,894,811.60	\$ 116,861,126.21	\$ 1,671,276.16
INTERGOVERNMENTAL SERVICE FUND						
HCA	HC2439	HAPA		\$ 368,100.00	\$ (1,025,796.44)	
HCA	HC2442	HAPA		9,742.92	-	
HCA	HC2442	HAPA-ASA3		14,029,917.26	12,225,827.96	
	TOTAL FUND		\$ 946,357.56	\$ 14,407,760.18	\$ 11,200,031.52	\$ 4,154,086.22
EMPLOYEE RECOGNITION FUND						
HCA	HC2449	EMPLOYEE RECOGNITION COMMITTEE		\$ 22.68	\$ -	
	TOTAL FUND		\$ 3,553.66	\$ 22.68	\$ -	\$ 3,576.34
ARIZONA TOBACCO LITIGATION SETTLEMENT FUND						
HCA	HC2468	APPROPRIATED ACTIVITY		\$ -	\$ 102,000,000.00	
HCA	HC2468	ATLS REVENUES		105,683,559.80	3,683,559.80	
	TOTAL FUND		\$ -	\$ 105,683,559.80	\$ 105,683,559.80	\$ -
BUDGET NEUTRALITY COMPLIANCE FUND						
HCA	HC2478	APPROPRIATED ACTIVITY		\$ 1.07	\$ 4,037,400.00	
HCA	HC2478	COUNTY CONTRIBUTION EXPANSION BNCF		4,037,400.00	-	
	TOTAL FUND		\$ 9,773.86	\$ 4,037,401.07	\$ 4,037,400.00	\$ 9,774.93
TRAUMA AND EMERGENCY SERVICES FUND						
HCA	HC2494	TRIBAL GAMING TRAUMA - EMERGENCY SERVICE		\$ 24,197,018.05	\$ 17,517,285.99	
	TOTAL FUND		\$ 1,830,997.96	\$ 24,197,018.05	\$ 17,517,285.99	\$ 8,510,730.02
INTERGOVERNMENTAL AND INTERAGENCY SERVICE AGREEMENT FUND						
HCA	HC2500	ACCESS TO PROFESSIONAL SERVICES INITIATIVE (APSI)		\$ 25,990,862.39	\$ -	
HCA	HC2500	ADCS IGAS		4,607,800.90	4,607,800.90	
HCA	HC2500	ADES IGAS		513,889,859.44	558,273,050.24	
HCA	HC2500	ADHS EDUCATOR PEER SUPPORT SERVICES		238,000.00	25,000.00	
HCA	HC2500	ADHS IGAS		-	(999.53)	
HCA	HC2500	ADHS PHYSICIANS PEER SUPPORT		50,000.00	50,000.00	

See accompanying notes to financial statements.

STATE OF ARIZONA
STATEMENT OF REVENUES, EXPENDITURES AND CHANGES IN FUND BALANCE
BUDGETARY (LEGAL) BASIS
FOR THE YEAR ENDED JUNE 30, 2021

AGY	FUND	APPROPRIATION NAME	FUND BALANCE JULY 1, 2020	REVENUES AND TRANSFERS IN	EXPENDITURES AND TRANSFERS OUT	FUND BALANCE JUNE 30, 2021
HCA	HC2500	ADOH BHRF BHS PROGRAM		3,500,000.00	2,322.00	
HCA	HC2500	AEDA IGAS		61,000.00	-	
HCA	HC2500	AGO RECOVERIES AND PROGRAM INTEGRITY		17,164.50	8,582.25	
HCA	HC2500	AHCCCS FUND - APSI		-	37,185,163.65	
HCA	HC2500	APPROPRIATED ACTIVITY		76,419,819.21	76,387,732.10	
HCA	HC2500	BHS NON MEDICAID IGAS		281,047.17	346,979.72	
HCA	HC2500	DEMA CRISIS COUNSELING - IMMEDIATE SERVICE PROGRAM		527,480.65	527,480.65	
HCA	HC2500	DES CASE MANAGEMENT FOR ADULT PROTECTIVE SERVICES		301,094.08	281,094.08	
HCA	HC2500	EQUITABLE SHARING		-	448,065.38	
HCA	HC2500	INMATE AND TPA IGAS		7,919,612.90	7,571,829.15	
HCA	HC2500	KIDSCARE FUND - APSI		-	599,063.81	
HCA	HC2500	LONG TERM CARE FUND - APSI		-	7,663,211.84	
HCA	HC2500	MISCELLANEOUS FUNDS ON DEPOSIT		32,493.60	-	
HCA	HC2500	OTHER IGAS		-	(2.00)	
HCA	HC2500	PROVIDER APPLICATION FEE REVENUE		(587.21)	-	
HCA	HC2500	SUICIDE PREVENTION LIFELINE 9-8-8		135,000.00	62,695.48	
		TOTAL FUND	\$ 76,581,641.62	\$ 633,970,647.63	\$ 694,039,069.72	\$ 16,513,219.53
PRESCRIPTION DRUG REBATE FUND						
HCA	HC2546	APPROPRIATED ACTIVITY		\$ -	\$ 774,408,855.47	
HCA	HC2546	PDR RETURN FEDERAL SHARE		-	320,651,148.54	
HCA	HC2546	PRESCRIPTION DRUG REBATE		68,377.61	(967,556,218.64)	
		TOTAL FUND	\$ 294,562,782.88	\$ 68,377.61	\$ 127,503,785.37	\$ 167,127,375.12
SERIOUSLY MENTALLY ILL HOUSING TRUST FUND						
HCA	HC2555	SMI HOUSING TRUST FUND		\$ 2,044,910.42	\$ 222,798.76	
		TOTAL FUND	\$ 7,828,699.81	\$ 2,044,910.42	\$ 222,798.76	\$ 9,650,811.47
NURSING FACILITY ASSESSMENT FUND						
HCA	HC2567	APPROPRIATED ACTIVITY		\$ 90,796,215.67	\$ 119,118,773.75	
HCA	HC2567	NURSING FACILITY ASSESSMENT ADMIN		339,290.15	570,137.38	
HCA	HC2567	NURSING FACILITY ASSESSMENT PROGRAM		30,589,725.61	-	
		TOTAL FUND	\$ 1,520,228.34	\$ 121,725,231.43	\$ 119,688,911.13	\$ 3,556,548.64
HOSPITAL ASSESSMENT FUND						
HCA	HC2576	APPROPRIATED ACTIVITY		\$ 506,806,867.41	\$ 455,767,575.77	
		TOTAL FUND	\$ 70,775,158.43	\$ 506,806,867.41	\$ 455,767,575.77	\$ 121,814,450.07
HEALTH CARE INVESTMENT FUND						
HCA	HC2588	APPROPRIATED ACTIVITY		\$ -	\$ 196,789,954.80	
HCA	HC2588	HCIA ACANEAEXP DIRECT PAYMENTS		-	5,856,473.69	
HCA	HC2588	HCIA ADMIN		-	1,195,450.73	
HCA	HC2588	HCIA ALTCSSD DIRECT PAYMENTS		-	23,943.33	
HCA	HC2588	HCIA ALTCEPD DIRECT PAYMENTS		-	7,525,915.16	
HCA	HC2588	HCIA CMDP DIRECT PAYMENTS		-	(24,070,013.01)	
HCA	HC2588	HCIA KIDSCARE DIRECT PAYMENTS		-	(5,093,959.31)	
HCA	HC2588	HCIA PROP204 DIRECT PAYMENTS		-	(2,430,046.36)	
HCA	HC2588	HCIA TRADITIONAL DIRECT PAYMENTS		-	-	
HCA	HC2588	HEALTH CARE INVESTMENT FUND		239,732,148.40	-	
		TOTAL FUND	\$ -	\$ 239,732,148.40	\$ 179,797,719.03	\$ 59,934,429.37
CHILDREN'S BEHAVIORAL HEALTH SERVICES FUND						
HCA	HC2735	CHILDREN'S BEHAVIORAL HEALTH SERVICES FUND APPROPRIATION		\$ 8,000,000.00	\$ -	
		TOTAL FUND	\$ -	\$ 8,000,000.00	\$ -	\$ 8,000,000.00
CRISIS CONTINGENCY AND SAFETY NET FUND						
HCA	HC3240	COVID19 HOSPITAL CRISIS RELIEF		\$ (46,440.00)	\$ 803,560.00	
		TOTAL FUND	\$ 850,000.00	\$ (46,440.00)	\$ 803,560.00	\$ -
THIRD PARTY LIABILITY FUND						
HCA	HC3791	THIRD PARTY LIABILITY		\$ 2,388,906.45	\$ 1,463,991.02	
		TOTAL FUND	\$ 4,481,760.78	\$ 2,388,906.45	\$ 1,463,991.02	\$ 5,406,676.21
IGA FOR COUNTY BHS FUND						
HCA	HC4503	BHS NON MEDICAID IGAS		\$ 73,435,968.00	\$ 73,960,674.25	
		TOTAL FUND	\$ 530,000.00	\$ 73,435,968.00	\$ 73,960,674.25	\$ 5,293.75

See accompanying notes to financial statements.

STATE OF ARIZONA
STATEMENT OF REVENUES, EXPENDITURES AND CHANGES IN FUND BALANCE
BUDGETARY (LEGAL) BASIS
FOR THE YEAR ENDED JUNE 30, 2021

AGY	FUND	APPROPRIATION NAME	FUND BALANCE JULY 1, 2020	REVENUES AND TRANSFERS IN	EXPENDITURES AND TRANSFERS OUT	FUND BALANCE JUNE 30, 2021
DEPARTMENT OF HEALTH SERVICES						
SMART AND SAFE ARIZONA FUND						
HSA	HS1120	SMART & SAFE AZ AND JUSTICE REINVESTMENT		\$ 2,170,697.94	\$ 1,516,960.32	
	TOTAL FUND		<u>\$ -</u>	<u>\$ 2,170,697.94</u>	<u>\$ 1,516,960.32</u>	<u>\$ 653,737.62</u>
JUSTICE REINVESTMENT FUND						
HSA	HS1121	JUSTICE REIN PROP 207 PUBLIC HEALTH TRANSFERS		\$ 1,114,971.26	\$ -	
HSA	HS1121	PROP 207 NPO TRSFERS		1,300,799.80	-	
	TOTAL FUND		<u>\$ -</u>	<u>\$ 2,415,771.06</u>	<u>\$ -</u>	<u>\$ 2,415,771.06</u>
TOBACCO TAX AND HEALTH CARE FUND						
HSA	HS1308	INVESTMENT EARNINGS		\$ 16,522,540.52	\$ 11,047,617.44	
HSA	HS1344	APPROPRIATED ACTIVITY		400,000.00	775,611.36	
HSA	HS1344	DEPOSITS FOR ADHS		300,000.00	-	
	TOTAL FUND		<u>\$ 5,932,189.15</u>	<u>\$ 17,222,540.52</u>	<u>\$ 11,823,228.80</u>	<u>\$ 11,331,500.87</u>
HEALTH SERVICES LICENSING FUND						
HSA	HS1995	APPROPRIATED ACTIVITY		\$ 4,621,102.98	\$ 12,698,651.52	
HSA	HS1995	DEPOSITS FOR ADHS		10,191,888.40	-	
	TOTAL FUND		<u>\$ 3,147,951.13</u>	<u>\$ 14,812,991.38</u>	<u>\$ 12,698,651.52</u>	<u>\$ 5,262,290.99</u>
FEDERAL GRANT FUND						
HSA	HS2000	FEDERAL GRANTS		\$ 325,754,576.22	\$ 338,845,178.88	
HSA	HS2008	APPROPRIATED ACTIVITY		718,513.17	878,085.82	
HSA	HS2008	DEPOSITS FOR ADHS		46,680.98	-	
HSA	HS2100	WOMEN, INFANTS - CHILDREN WIC		38,800,505.65	40,086,935.49	
	TOTAL FUND		<u>\$ 30,489,205.95</u>	<u>\$ 365,320,276.02</u>	<u>\$ 379,810,200.19</u>	<u>\$ 15,999,281.78</u>
STATEWIDE DONATIONS FUND						
HSA	HS2025	EMPLOYEE RECOGNITION COMMITTEE		\$ 2,241.50	\$ 2,329.26	
	TOTAL FUND		<u>\$ 9,392.96</u>	<u>\$ 2,241.50</u>	<u>\$ 2,329.26</u>	<u>\$ 9,305.20</u>
DISEASE CONTROL RESEARCH FUND						
HSA	HS2090	APPROPRIATED ACTIVITY		\$ -	\$ 1,002,026.39	
HSA	HS2090	DESIGNATED RESEARCH PROGRAMS AND PROJECT		2,835,669.85	2,376,302.59	
	TOTAL FUND		<u>\$ 4,144,189.00</u>	<u>\$ 2,835,669.85</u>	<u>\$ 3,378,328.98</u>	<u>\$ 3,601,529.87</u>
HEALTH RESEARCH FUND						
HSA	HS2096	APPROPRIATED ACTIVITY		\$ -	\$ 2,500,625.00	
HSA	HS2096	HEALTH RESEARCH		7,565,880.47	5,625,373.29	
	TOTAL FUND		<u>\$ 2,271,652.89</u>	<u>\$ 7,565,880.47</u>	<u>\$ 8,125,998.29</u>	<u>\$ 1,711,535.07</u>
NUCLEAR EMERGENCY MANAGEMENT FUND						
HSA	HS2138	APPROPRIATED ACTIVITY		\$ 789,663.00	\$ 582,735.92	
	TOTAL FUND		<u>\$ 332,855.57</u>	<u>\$ 789,663.00</u>	<u>\$ 582,735.92</u>	<u>\$ 539,782.65</u>
EMERGENCY MEDICAL SERVICES OPERATING FUND						
HSA	HS2171	APPROPRIATED ACTIVITY		\$ -	\$ 4,188,777.44	
HSA	HS2171	DEPOSITS FOR ADHS		3,919,038.39	-	
	TOTAL FUND		<u>\$ 900,789.29</u>	<u>\$ 3,919,038.39</u>	<u>\$ 4,188,777.44</u>	<u>\$ 631,050.24</u>
NEWBORN SCREENING PROGRAM FUND						
HSA	HS2184	APPROPRIATED ACTIVITY		\$ 1,046.69	\$ 6,604,295.22	
HSA	HS2184	NEWBORN SCREENING PROGRAM		9,517,885.25	-	
	TOTAL FUND		<u>\$ 1,724,077.88</u>	<u>\$ 9,518,931.94</u>	<u>\$ 6,604,295.22</u>	<u>\$ 4,638,714.60</u>
DRUG DISPOSAL EDUCATION AND AWARENESS FUND						
	TOTAL FUND		<u>\$ 10,000.00</u>	<u>\$ -</u>	<u>\$ -</u>	<u>\$ 10,000.00</u>
ALZHEIMER'S DISEASE RESEARCH FUND						
HSA	HS2255	ALZHEIMER'S DISEASE RESEARCH FUND		\$ 5,355.67	\$ -	
	TOTAL FUND		<u>\$ -</u>	<u>\$ 5,355.67</u>	<u>\$ -</u>	<u>\$ 5,355.67</u>
NURSING CARE INST RESIDENT PROTECTION REVOLVING FUND						
HSA	HS2329	APPROPRIATED ACTIVITY		\$ -	\$ 79,078.46	
HSA	HS2329	NURSING CARE REVOLVING FUND		59,948.45	-	
	TOTAL FUND		<u>\$ 2,426,027.96</u>	<u>\$ 59,948.45</u>	<u>\$ 79,078.46</u>	<u>\$ 2,406,897.95</u>

See accompanying notes to financial statements.

STATE OF ARIZONA
STATEMENT OF REVENUES, EXPENDITURES AND CHANGES IN FUND BALANCE
BUDGETARY (LEGAL) BASIS
FOR THE YEAR ENDED JUNE 30, 2021

AGY	FUND	APPROPRIATION NAME	FUND BALANCE JULY 1, 2020	REVENUES AND TRANSFERS IN	EXPENDITURES AND TRANSFERS OUT	FUND BALANCE JUNE 30, 2021
LASER SAFETY FUND						
HSA	HS2388	NON-IONIZING		\$ 67,802.17	\$ 64,798.23	
TOTAL FUND			\$ 82,124.91	\$ 67,802.17	\$ 64,798.23	\$ 85,128.85
SMOKE-FREE ARIZONA FUND						
HSA	HS2541	PROP 201 SMOKE FREE ARIZONA ACT		\$ 2,373,278.72	\$ 2,422,222.73	
TOTAL FUND			\$ 967,951.90	\$ 2,373,278.72	\$ 2,422,222.73	\$ 919,007.89
MEDICAL MARIJUANA FUND						
HSA	HS2544	JUSTICE REIN PROP 207 PUBLIC HEALTH TRANSFERS		\$ 10,000,000.00	\$ 13,360.62	
HSA	HS2544	MEDICAL MARIJUANA PROP 207 TRANSFERS		28,000,000.00	28,000,000.00	
HSA	HS2544	PROP 203 AZ MEDICAL MARIJUANA ACT		(28,422,124.83)	22,242,647.48	
HSA	HS2544	PROP 207 GRANT DISTRIBUTION		4,000,000.00	-	
HSA	HS2544	PROP 207 NONPROFIT ORGS		1,000,000.00	-	
HSA	HS2544	PROP 207 SOCIAL EQUITY OWNERSHIP PROGRAM		2,000,000.00	-	
TOTAL FUND			\$ 91,741,285.13	\$ 16,577,875.17	\$ 50,256,008.10	\$ 58,063,152.20
PRESCRIPTION DRUG REBATE FUND			\$ 1,000,000.00	\$ -	\$ -	\$ 1,000,000.00
CHILDHOOD CANCER AND RARE CHILDHOOD DISEASE RESEARCH FUND						
HSA	HS2560	ADOT DONATE CHILDHOOD CANCER & RARE CHILDHOOD		\$ 33,961.00	\$ -	
TOTAL FUND			\$ -	\$ 33,961.00	\$ -	\$ 33,961.00
CONSUMER RESTITUTION AND REMEDIATION REVOLVING FUND			\$ 24,828.51	\$ -	\$ -	\$ 24,828.51
CREDIT CARD CLEARING FUND						
HSA	HS2600	PAYMENT CARD CLEARING		\$ (9,319.40)	\$ -	
TOTAL FUND			\$ -	\$ (9,319.40)	\$ -	\$ (9,319.40)
PUBLIC HEALTH EMERGENCIES FUND						
HSA	HS2775	APPROPRIATED ACTIVITY		\$ (13,416.25)	\$ 16,860,916.84	
HSA	HS2775	PUBLIC HEALTH EMERGENCIES		(103.18)	2,716,517.42	
TOTAL FUND			\$ 19,273,907.37	\$ (13,519.43)	\$ 19,577,434.26	\$ (317,046.32)
TITLE VI-CORONAVIRUS RELIEF FUND						
HSA	HS2975	PUBLIC HEALTH EMERGENCIES		\$ 273,366,994.92	\$ 250,204,600.49	
TOTAL FUND			\$ 16,053,235.99	\$ 273,366,994.92	\$ 250,204,600.49	\$ 39,215,630.42
DHS DONATIONS FUND						
HSA	HS3010	ASH PATITENT BENEFIT FUND		\$ 102,254.38	\$ 78,074.43	
HSA	HS3010	AZDHS DONATIONS ACCOUNTS		6,428,278.41	4,806,431.74	
HSA	HS3010	CRS SPECIAL DONATIONS		111.87	-	
HSA	HS3010	NAPHSIS EVVE		16,950.60	-	
HSA	HS3010	SEXUALLY VIOLENT PERSON RESIDENT WELFARE		19,428.92	(25,482.11)	
HSA	HS3010	STATE HOSPITAL DONATIONS		261.98	-	
HSA	HS3010	THOMSON REUTERS HCUP		(15,026.70)	(920.41)	
TOTAL FUND			\$ 1,141,761.82	\$ 6,552,259.46	\$ 4,858,103.65	\$ 2,835,917.63
BREAST AND CERVICAL CANCER SPECIAL PLATE FUND						
HSA	HS3011	ADOT DONATE BREAST CERVICAL CANCER PLATE		\$ 134,815.76	\$ 2,760.60	
TOTAL FUND			\$ 750,646.94	\$ 134,815.76	\$ 2,760.60	\$ 882,702.10
ENVIRONMENTAL LAB LICENSE REVOLVING FUND						
HSA	HS3017	APPROPRIATED ACTIVITY		\$ 153,940.00	\$ 518,268.53	
HSA	HS3017	DEPOSITS FOR ADHS		635,992.47	-	
TOTAL FUND			\$ 528,420.52	\$ 789,932.47	\$ 518,268.53	\$ 800,084.46
CHILD FATALITY REVIEW FUND						
HSA	HS3036	APPROPRIATED ACTIVITY		\$ -	\$ 56,097.41	
HSA	HS3036	DEPOSITS FOR ADHS		233,779.00	-	
TOTAL FUND			\$ 93,647.82	\$ 233,779.00	\$ 56,097.41	\$ 271,329.41
ORAL HEALTH FUND						
HSA	HS3038	DENTAL HEALTH SERVICES		\$ 13,871.93	\$ 140,573.03	
TOTAL FUND			\$ 834,249.59	\$ 13,871.93	\$ 140,573.03	\$ 707,548.49

See accompanying notes to financial statements.

STATE OF ARIZONA
STATEMENT OF REVENUES, EXPENDITURES AND CHANGES IN FUND BALANCE
BUDGETARY (LEGAL) BASIS
FOR THE YEAR ENDED JUNE 30, 2021

AGY	FUND	APPROPRIATION NAME	FUND BALANCE JULY 1, 2020	REVENUES AND TRANSFERS IN	EXPENDITURES AND TRANSFERS OUT	FUND BALANCE JUNE 30, 2021
VITAL RECORDS ELECTRONIC SYSTEMS FUND						
HSA	HS3039	APPROPRIATED ACTIVITY		\$ 42.01	\$ 3,064,564.16	
HSA	HS3039	VITAL RECORDS ELECTRONIC SYSTEMS		2,982,859.45	-	
	TOTAL FUND		<u>\$ 1,515,457.53</u>	<u>\$ 2,982,901.46</u>	<u>\$ 3,064,564.16</u>	<u>\$ 1,433,794.83</u>
ARIZONA STATE HOSPITAL FUND						
HSA	HS3120	APPROPRIATED ACTIVITY		\$ -	\$ 2,782,014.35	
HSA	HS3120	COMPETENCY RESTORATION TREATMENT		1,548,364.00	-	
HSA	HS3120	TITLE XIX SPECIAL REVENUE FUND		2,704,645.10	-	
	TOTAL FUND		<u>\$ 3,327,220.80</u>	<u>\$ 4,253,009.10</u>	<u>\$ 2,782,014.35</u>	<u>\$ 4,798,215.55</u>
ARIZONA STATE HOSPITAL LAND FUND						
HSA	HS3128	APPROPRIATED ACTIVITY		\$ -	\$ 676,760.28	
HSA	HS3128	ASH ENDOWMENT EARNINGS		1,035,043.83	-	
	TOTAL FUND		<u>\$ 1,713,911.66</u>	<u>\$ 1,035,043.83</u>	<u>\$ 676,760.28</u>	<u>\$ 2,072,195.21</u>
ARIZONA STATE HOSPITAL CHARITABLE TRUST FUND						
HSA	HS3170	ARIZONA STATE HOSPITAL CHARITABLE TRUST FUND		\$ 90,000.00	\$ 74,703.40	
	TOTAL FUND		<u>\$ 34,610.80</u>	<u>\$ 90,000.00</u>	<u>\$ 74,703.40</u>	<u>\$ 49,907.40</u>
CRISIS CONTINGENCY AND SAFETY NET FUND						
HSA	HS3240	PUBLIC HEALTH EMERGENCIES		\$ 100,000.00	\$ -	
	TOTAL FUND		<u>\$ -</u>	<u>\$ 100,000.00</u>	<u>\$ -</u>	<u>\$ 100,000.00</u>
MEDICAL STUDENT LOAN FUND						
HSA	HS3306	MEDICAL STUDENT LOAN		\$ 85,682.20	\$ 79,387.99	
	TOTAL FUND		<u>\$ 109,534.11</u>	<u>\$ 85,682.20</u>	<u>\$ 79,387.99</u>	<u>\$ 115,828.32</u>
DHS INTERNAL SERVICES FUND						
HSA	HS4202	EXPENDITURE OFFSET		\$ -	\$ (342,650.55)	
HSA	HS4202	OTHER EXPENDITURE ACTIVITY		-	342,650.55	
HSA	HS4202	SPECIAL PURCHASING		-	25,869.38	
	TOTAL FUND		<u>\$ 13,667.48</u>	<u>\$ -</u>	<u>\$ 25,869.38</u>	<u>\$ (12,201.90)</u>
HEALTH SERVICES LOTTERY MONIES FUND						
HSA	HS4250	APPROPRIATED ACTIVITY		\$ -	\$ 71,460.00	
HSA	HS4250	ISA AND IGA AGREEMENTS		6,842,144.92	6,756,258.28	
	TOTAL FUND		<u>\$ 3,816,515.71</u>	<u>\$ 6,842,144.92</u>	<u>\$ 6,827,718.28</u>	<u>\$ 3,830,942.35</u>
IGA AND ISA FUND						
HSA	HS4500	ISA AND IGA AGREEMENTS		\$ 12,216,503.24	\$ 7,141,181.12	
	TOTAL FUND		<u>\$ 4,472,035.84</u>	<u>\$ 12,216,503.24</u>	<u>\$ 7,141,181.12</u>	<u>\$ 9,547,357.96</u>
DHS - INDIRECT COST FUND						
HSA	HS9001	APPROPRIATED ACTIVITY		\$ -	\$ 10,620,128.54	
HSA	HS9001	DEPOSITS FOR ADHS		11,358,391.22	-	
	TOTAL FUND		<u>\$ 4,564,025.46</u>	<u>\$ 11,358,391.22</u>	<u>\$ 10,620,128.54</u>	<u>\$ 5,302,288.14</u>
GOVERNOR'S OFFICE ON TRIBAL RELATIONS						
STATEWIDE DONATIONS FUND						
IAA	IA2025	OTHER DONATIONS		\$ 17,200.00	\$ 20,212.62	
	TOTAL FUND		<u>\$ 7,609.18</u>	<u>\$ 17,200.00</u>	<u>\$ 20,212.62</u>	<u>\$ 4,596.56</u>
	ARIZONA INDIAN TOWN HALL FUND		<u>\$ 2,369.97</u>	<u>\$ -</u>	<u>\$ -</u>	<u>\$ 2,369.97</u>
ARIZONA PIONEERS' HOME						
	EMPLOYEE RECOGNITION FUND		<u>\$ 3.71</u>	<u>\$ -</u>	<u>\$ -</u>	<u>\$ 3.71</u>
TITLE VI-CORONAVIRUS RELIEF FUND						
PIA	PI2975	CORONAVIRUS RELIEF		\$ 630,000.00	\$ 630,000.00	
	TOTAL FUND		<u>\$ -</u>	<u>\$ 630,000.00</u>	<u>\$ 630,000.00</u>	<u>\$ -</u>
PIONEERS HOME STATE CHARITABLE EARNINGS FUND						
PIA	PI3129	APPROPRIATED ACTIVITY		\$ 15,344.64	\$ 4,684,125.51	
PIA	PI3129	NON GENERAL FUND REVENUE		8,088,140.29	-	

See accompanying notes to financial statements.

STATE OF ARIZONA
STATEMENT OF REVENUES, EXPENDITURES AND CHANGES IN FUND BALANCE
BUDGETARY (LEGAL) BASIS
FOR THE YEAR ENDED JUNE 30, 2021

AGY	FUND	APPROPRIATION NAME	FUND BALANCE JULY 1, 2020	REVENUES AND TRANSFERS IN	EXPENDITURES AND TRANSFERS OUT	FUND BALANCE JUNE 30, 2021
TOTAL FUND			<u>\$ 10,442,711.23</u>	<u>\$ 8,103,484.93</u>	<u>\$ 4,684,125.51</u>	<u>\$ 13,862,070.65</u>
MINERS' HOSPITAL FOR MINERS WITH DISABILITIES LAND FUND						
PIA	PI3130	APPROPRIATED ACTIVITY		\$ -	\$ 2,141,119.33	
PIA	PI3130	MINERS HOSP DISABLED MINERS LAND TIER3		-	-	
PIA	PI3130	NON GENERAL FUND REVENUE		4,898,510.29	-	
TOTAL FUND			<u>\$ 6,837,388.04</u>	<u>\$ 4,898,510.29</u>	<u>\$ 2,141,119.33</u>	<u>\$ 9,594,779.00</u>
ARIZONA PIONEERS HOME FUND						
PIA	PI3143	SPECIAL DONATIONS		\$ 3,072.90	\$ 79,474.37	
PIA	PI3144	SPECIAL DONATIONS		153,469.72	223,790.29	
TOTAL FUND			<u>\$ 282,026.67</u>	<u>\$ 156,542.62</u>	<u>\$ 303,264.66</u>	<u>\$ 135,304.63</u>
DEPARTMENT OF VETERANS' SERVICE						
VETERANS' INCOME TAX SETTLEMENT FUND						
VSA	VS1601	APPROPRIATED ACTIVITY		\$ (2,806.85)	\$ -	
TOTAL FUND			<u>\$ 87,550.69</u>	<u>\$ (2,806.85)</u>	<u>\$ -</u>	<u>\$ 84,743.84</u>
FEDERAL GRANT FUND						
VSA	VS2000	FEDERAL GRANTS		\$ 24,809,375.35	\$ 21,559,027.60	
TOTAL FUND			<u>\$ (1,338,239.33)</u>	<u>\$ 24,809,375.35</u>	<u>\$ 21,559,027.60</u>	<u>\$ 1,912,108.42</u>
STATE VETERANS CONSERVATORSHIP FUND						
TOTAL FUND			<u>\$ 19.59</u>	<u>\$ -</u>	<u>\$ -</u>	<u>\$ 19.59</u>
MILITARY FAMILY RELIEF FUND						
VSA	VS2339	MILITARY FAMILY RELIEF DONATIONS		\$ 1,124,882.55	\$ 434,198.58	
TOTAL FUND			<u>\$ 6,689,838.32</u>	<u>\$ 1,124,882.55</u>	<u>\$ 434,198.58</u>	<u>\$ 7,380,522.29</u>
STATE HOMES FOR VETERANS TRUST FUND						
VSA	VS2355	APPROPRIATED ACTIVITY		\$ 15,752.75	\$ 39,418,907.61	
VSA	VS2355	OTHER EXPENDITURE ACTIVITY		-	344,364.85	
VSA	VS2355	STATE VETERANS HOME-REVENUE		28,744,880.10	-	
VSA	VS2356	STATE VETERANS HOME-REVENUE		701.01	-	
TOTAL FUND			<u>\$ 30,338,153.22</u>	<u>\$ 28,761,333.86</u>	<u>\$ 39,763,272.46</u>	<u>\$ 19,336,214.62</u>
VETERANS DONATION FUND						
VSA	VS2441	VDF ADMINISTRATION		\$ 3,160,279.37	\$ 2,552,872.75	
TOTAL FUND			<u>\$ 5,078,028.17</u>	<u>\$ 3,160,279.37</u>	<u>\$ 2,552,872.75</u>	<u>\$ 5,685,434.79</u>
EMPLOYEE RECOGNITION FUND						
VSA	VS2449	EMPLOYEE RECOGNITION PROGRAM		\$ 856.00	\$ 651.40	
TOTAL FUND			<u>\$ 4,625.03</u>	<u>\$ 856.00</u>	<u>\$ 651.40</u>	<u>\$ 4,829.63</u>
ARIZONA STATE VETERANS CEMETARY TRUST FUND						
VSA	VS2499	SO AZ VETERANS CEMETERY OPERATIONS		\$ 789,123.24	\$ 571,115.33	
TOTAL FUND			<u>\$ 1,879,484.60</u>	<u>\$ 789,123.24</u>	<u>\$ 571,115.33</u>	<u>\$ 2,097,492.51</u>
TITLE VI-CORONAVIRUS RELIEF FUND						
VSA	VS2975	TITLE VI- CORONAVIRUS RELIEF FUND APPROPRIATION		\$ 5,819,916.32	\$ 471,135.44	
TOTAL FUND			<u>\$ -</u>	<u>\$ 5,819,916.32</u>	<u>\$ 471,135.44</u>	<u>\$ 5,348,780.88</u>
VETERANS FIDUCIARY FUND			<u>\$ 3,003,177.38</u>	<u>\$ -</u>	<u>\$ -</u>	<u>\$ 3,003,177.38</u>
HYPERBARIC OXYGEN THERAPY FOR MILITARY VETERANS FUND			<u>\$ 25,000.00</u>	<u>\$ -</u>	<u>\$ -</u>	<u>\$ 25,000.00</u>
INSPECTION AND REGULATION						
BOARD OF ACCOUNTANCY						
BOARD OF ACCOUNTANCY FUND						
ABA	AB2001	APPROPRIATED ACTIVITY		\$ -	\$ 1,660,783.50	
ABA	AB2001	REVENUE COLLECTIONS		1,637,465.18	-	
TOTAL FUND			<u>\$ 3,065,044.53</u>	<u>\$ 1,637,465.18</u>	<u>\$ 1,660,783.50</u>	<u>\$ 3,041,726.21</u>
CREDIT CARD CLEARING FUND						
ABA	AB2600	REVENUE COLLECTIONS		\$ 19.95	\$ -	

See accompanying notes to financial statements.

STATE OF ARIZONA
STATEMENT OF REVENUES, EXPENDITURES AND CHANGES IN FUND BALANCE
BUDGETARY (LEGAL) BASIS
FOR THE YEAR ENDED JUNE 30, 2021

AGY	FUND	APPROPRIATION NAME	FUND BALANCE JULY 1, 2020	REVENUES AND TRANSFERS IN	EXPENDITURES AND TRANSFERS OUT	FUND BALANCE JUNE 30, 2021
	TOTAL FUND		<u>\$ 4,950.96</u>	<u>\$ 19.95</u>	<u>\$ -</u>	<u>\$ 4,970.91</u>
DEPARTMENT OF AGRICULTURE						
AGRICULTURAL CONSULTING AND TRAINING TRUST FUND						
AHA	AH1239	AGRICULTURAL CONSULTATION AND TRAINING		\$ -	\$ 9,703.46	
	TOTAL FUND		<u>\$ 28,962.14</u>	<u>\$ -</u>	<u>\$ 9,703.46</u>	<u>\$ 19,258.68</u>
FEDERAL GRANT FUND						
AHA	AH2000	AGRICULTURAL CONSULTATION AND TRAINING		\$ 1,315,916.45	\$ 1,386,014.21	
AHA	AH2000	ANIMAL DISEASE, OWNERSHIP - WELFARE PROT		288,603.50	340,624.28	
AHA	AH2000	ANIMAL PRODUCTS FOOD SAFETY		527,600.00	447,357.73	
AHA	AH2000	FRESH PRODUCE STANDARDIZATION		834,981.40	777,562.79	
AHA	AH2000	NATIVE PLANT		99,198.61	95,571.91	
AHA	AH2000	PEST EXCLUSION		888,270.34	1,016,873.27	
AHA	AH2000	PEST MANAGEMENT		61,876.91	48,712.31	
AHA	AH2000	PESTICIDE COMPLIANCE AND WORKER SAFETY		387,935.58	339,742.90	
	TOTAL FUND		<u>\$ 37,016.13</u>	<u>\$ 4,404,382.79</u>	<u>\$ 4,452,459.40</u>	<u>\$ (11,060.48)</u>
COMMERCIAL FEED TRUST FUND						
AHA	AH2012	ANIMAL DISEASE, OWNERSHIP - WELFARE PROT		\$ -	\$ 75,556.65	
AHA	AH2012	NON FOOD PRODUCT QUALITY ASSURANCE		376,815.23	194,542.78	
AHA	AH2012	STATE AGRICULTURAL LABORATORY		-	40,053.60	
	TOTAL FUND		<u>\$ 757,101.24</u>	<u>\$ 376,815.23</u>	<u>\$ 310,153.03</u>	<u>\$ 823,763.44</u>
STATE EGG INSPECTION TRUST FUND						
AHA	AH2022	ANIMAL PRODUCTS FOOD SAFETY		\$ 1,808,317.45	\$ 1,589,395.08	
	TOTAL FUND		<u>\$ 553,528.52</u>	<u>\$ 1,808,317.45</u>	<u>\$ 1,589,395.08</u>	<u>\$ 772,450.89</u>
PEST MANAGEMENT TRUST FUND						
AHA	AH2050	PEST MANAGEMENT		\$ 1,615,519.18	\$ 1,644,208.10	
	TOTAL FUND		<u>\$ 2,385,002.55</u>	<u>\$ 1,615,519.18</u>	<u>\$ 1,644,208.10</u>	<u>\$ 2,356,313.63</u>
PESTICIDE TRUST FUND						
AHA	AH2051	NON FOOD PRODUCT QUALITY ASSURANCE		\$ 354,993.83	\$ 253,565.42	
AHA	AH2051	STATE AGRICULTURAL LABORATORY		-	62,745.31	
	TOTAL FUND		<u>\$ 1,130,384.70</u>	<u>\$ 354,993.83</u>	<u>\$ 316,310.73</u>	<u>\$ 1,169,067.80</u>
DANGEROUS PLANTS PESTS AND DISEASES TRUST FUND						
AHA	AH2054	PEST EXCLUSION		\$ 98,912.54	\$ 69,917.05	
	TOTAL FUND		<u>\$ 46,036.73</u>	<u>\$ 98,912.54</u>	<u>\$ 69,917.05</u>	<u>\$ 75,032.22</u>
SEED LAW TRUST FUND						
AHA	AH2064	NON FOOD PRODUCT QUALITY ASSURANCE		\$ 123,000.32	\$ 62,717.40	
	TOTAL FUND		<u>\$ 242,299.97</u>	<u>\$ 123,000.32</u>	<u>\$ 62,717.40</u>	<u>\$ 302,582.89</u>
LIVESTOCK CUSTODY TRUST FUND						
AHA	AH2065	ANIMAL DISEASE, OWNERSHIP - WELFARE PROT		\$ 40,397.13	\$ 21,652.52	
	TOTAL FUND		<u>\$ 119,616.43</u>	<u>\$ 40,397.13</u>	<u>\$ 21,652.52</u>	<u>\$ 138,361.04</u>
FERTILIZER MATERIALS TRUST FUND						
AHA	AH2081	NON FOOD PRODUCT QUALITY ASSURANCE		\$ 471,034.96	\$ 201,849.45	
AHA	AH2081	STATE AGRICULTURAL LABORATORY		-	130,861.83	
	TOTAL FUND		<u>\$ 830,119.27</u>	<u>\$ 471,034.96</u>	<u>\$ 332,711.28</u>	<u>\$ 968,442.95</u>
BEEF COUNCIL FUND						
AHA	AH2083	ANIMAL DISEASE, OWNERSHIP - WELFARE PROT		\$ 397,074.35	\$ 406,563.90	
	TOTAL FUND		<u>\$ 46,302.53</u>	<u>\$ 397,074.35</u>	<u>\$ 406,563.90</u>	<u>\$ 36,812.98</u>
ARIZONA FEDERAL-STATE INSPECTION FUND						
AHA	AH2113	FRESH PRODUCE STANDARDIZATION		\$ 11,049,753.71	\$ 6,868,998.05	
	TOTAL FUND		<u>\$ 4,240,772.39</u>	<u>\$ 11,049,753.71</u>	<u>\$ 6,868,998.05</u>	<u>\$ 8,421,528.05</u>
NUCLEAR EMERGENCY MANAGEMENT FUND						
AHA	AH2138	APPROPRIATED ACTIVITY		\$ 280,512.00	\$ 253,644.66	
	TOTAL FUND		<u>\$ 54,706.66</u>	<u>\$ 280,512.00</u>	<u>\$ 253,644.66</u>	<u>\$ 81,574.00</u>

See accompanying notes to financial statements.

STATE OF ARIZONA
STATEMENT OF REVENUES, EXPENDITURES AND CHANGES IN FUND BALANCE
BUDGETARY (LEGAL) BASIS
FOR THE YEAR ENDED JUNE 30, 2021

AGY	FUND	APPROPRIATION NAME	FUND BALANCE JULY 1, 2020	REVENUES AND TRANSFERS IN	EXPENDITURES AND TRANSFERS OUT	FUND BALANCE JUNE 30, 2021
ARIZONA GRAIN RESEARCH TRUST FUND						
AHA	AH2201	ARIZONA GRAIN COUNCIL		\$ 66,827.53	\$ 68,250.84	
	TOTAL FUND		\$ 87,008.41	\$ 66,827.53	\$ 68,250.84	\$ 85,585.10
AIR QUALITY FUND						
AHA	AH2226	APPROPRIATED ACTIVITY		\$ 1,499,100.00	\$ 1,553,391.20	
	TOTAL FUND		\$ 57,301.85	\$ 1,499,100.00	\$ 1,553,391.20	\$ 3,010.65
ICEBERG LETTUCE TRUST FUND						
AHA	AH2259	AZ ICEBERG LETTUCE RESEARCH COUNCIL		\$ 83,319.89	\$ 106,024.75	
	TOTAL FUND		\$ 60,971.84	\$ 83,319.89	\$ 106,024.75	\$ 38,266.98
CITRUS FRUIT AND VEGETABLE TRUST FUND						
AHA	AH2260	FRESH PRODUCE STANDARDIZATION		\$ 202,212.74	\$ 235,414.37	
	TOTAL FUND		\$ 209,506.09	\$ 202,212.74	\$ 235,414.37	\$ 176,304.46
AQUACULTURE TRUST FUND						
AHA	AH2297	ANIMAL DISEASE, OWNERSHIP - WELFARE PROT		\$ 5,306.49	\$ 40.00	
	TOTAL FUND		\$ 43,732.66	\$ 5,306.49	\$ 40.00	\$ 48,999.15
AZ PROTECTED NATIVE PLANT FUND						
AHA	AH2298	NATIVE PLANT		\$ 74,869.33	\$ 77,721.14	
	TOTAL FUND		\$ 16,480.09	\$ 74,869.33	\$ 77,721.14	\$ 13,628.28
ARIZONA CITRUS TRUST FUND						
AHA	AH2299	AZ CITRUS RESEARCH COUNCIL		\$ 30,758.20	\$ 45,016.53	
	TOTAL FUND		\$ 14,739.80	\$ 30,758.20	\$ 45,016.53	\$ 481.47
AGRICULTURAL PRODUCTS MARKETING FUND						
AHA	AH2368	FRESH PRODUCE STANDARDIZATION		\$ 452,025.31	\$ 403,974.80	
	TOTAL FUND		\$ 176,023.72	\$ 452,025.31	\$ 403,974.80	\$ 224,074.23
INDUSTRIAL HEMP TRUST FUND						
AHA	AH2372	PEST EXCLUSION		\$ 225,933.29	\$ 460,388.99	
	TOTAL FUND		\$ 1,039,789.06	\$ 225,933.29	\$ 460,388.99	\$ 805,333.36
LIVESTOCK AND CROP CONSERVATION FUND						
AHA	AH2378	AGRICULTURAL CONSULTATION AND TRAINING		\$ 1,156.23	\$ 26,975.02	
	TOTAL FUND		\$ 268,745.66	\$ 1,156.23	\$ 26,975.02	\$ 242,926.87
AGRICULTURE ADMINISTRATIVE SUPPORT FUND						
AHA	AH2436	COMMODITY DEVELOPMENT AND PROMOTION		\$ 40,300.00	\$ 39,392.41	
	TOTAL FUND		\$ 68,650.59	\$ 40,300.00	\$ 39,392.41	\$ 69,558.18
COMMODITY PROMOTION FUND						
AHA	AH2458	COMMODITY DEVELOPMENT AND PROMOTION		\$ 5,334.04	\$ 4,136.82	
	TOTAL FUND		\$ 21,396.53	\$ 5,334.04	\$ 4,136.82	\$ 22,593.75
EQUINE INSPECTION FUND						
AHA	AH2489	ANIMAL DISEASE, OWNERSHIP - WELFARE PROT		\$ 180.00	\$ 22.00	
	TOTAL FUND		\$ 624.20	\$ 180.00	\$ 22.00	\$ 782.20
AUTOMATION PROJECTS FUND						
AHA	AH2566	APPROPRIATED ACTIVITY		\$ (1,000.00)	\$ -	
	TOTAL FUND		\$ 1,000.00	\$ (1,000.00)	\$ -	\$ -
CREDIT CARD CLEARING FUND						
AHA	AH2600	CREDIT CARD REVENUE		\$ 0.93	\$ -	
	TOTAL FUND		\$ 2.73	\$ 0.93	\$ -	\$ 3.66
TITLE VI-CORONAVIRUS RELIEF FUND						
			\$ 0.28	\$ -	\$ -	\$ 0.28
AGRICULTURE DESIGNATED MONIES FUND						
AHA	AH3011	ADMINISTRATIVE SERVICES		\$ 408,866.63	\$ 114,225.22	
AHA	AH3011	AGRICULTURAL CONSULTATION AND TRAINING		270,264.87	294,777.69	
AHA	AH3011	ANIMAL DISEASE, OWNERSHIP - WELFARE PROT		80,898.65	3,204.38	
AHA	AH3011	NON FOOD PRODUCT QUALITY ASSURANCE		17,420.00	16,986.52	

See accompanying notes to financial statements.

STATE OF ARIZONA
STATEMENT OF REVENUES, EXPENDITURES AND CHANGES IN FUND BALANCE
BUDGETARY (LEGAL) BASIS
FOR THE YEAR ENDED JUNE 30, 2021

AGY	FUND	APPROPRIATION NAME	FUND BALANCE JULY 1, 2020	REVENUES AND TRANSFERS IN	EXPENDITURES AND TRANSFERS OUT	FUND BALANCE JUNE 30, 2021
AHA	AH3011	PEST EXCLUSION		(114,015.56)	275,610.84	
AHA	AH3011	STATE AGRICULTURAL LABORATORY		52,543.58	70,830.72	
	TOTAL FUND		\$ 1,051,746.07	\$ 715,978.17	\$ 775,635.37	\$ 992,088.87
INDIRECT COST RECOVERY FUND						
AHA	AH9000	ADMINISTRATIVE SERVICES		\$ (4,559.99)	\$ 189,165.12	
AHA	AH9000	ANIMAL PRODUCTS FOOD SAFETY		73,384.58	-	
AHA	AH9000	PESTICIDE COMPLIANCE AND WORKER SAFETY		70,427.08	-	
	TOTAL FUND		\$ 406,323.57	\$ 139,251.67	\$ 189,165.12	\$ 356,410.12
ACUPUNCTURE BOARD OF EXAMINERS						
STATEWIDE FINGERPRINT CLEARING ACCOUNT						
ANA	AN2159	NON-APPROPRIATED		\$ (330.00)	\$ -	
	TOTAL FUND		\$ 528.00	\$ (330.00)	\$ -	\$ 198.00
ACUPUNCTURE BOARD OF EXAMINERS FUND						
ANA	AN2412	APPROPRIATED ACTIVITY		\$ -	\$ 168,986.80	
ANA	AN2412	REVENUE COLLECTIONS		108,892.30	-	
	TOTAL FUND		\$ 160,902.48	\$ 108,892.30	\$ 168,986.80	\$ 100,807.98
BOARD OF ATHLETIC TRAINING						
ATHLETIC TRAINING FUND						
BAA	BA2583	APPROPRIATED ACTIVITY		\$ -	\$ 121,158.82	
BAA	BA2583	REVENUE COLLECTIONS		130,074.11	-	
	TOTAL FUND		\$ 246,355.82	\$ 130,074.11	\$ 121,158.82	\$ 255,271.11
BOARD OF BARBERS						
BOARD OF BARBERS FUND						
BBA	BB2007	APPROPRIATED ACTIVITY		\$ -	\$ 397,689.22	
BBA	BB2007	REVENUE COLLECTIONS		391,412.31	-	
	TOTAL FUND		\$ 708,884.55	\$ 391,412.31	\$ 397,689.22	\$ 702,607.64
BOARD OF BEHAVIORAL HEALTH EXAMINERS						
BOARD OF BEHAVIORAL HEALTH EXAMINERS FUND						
BHA	BH2256	APPROPRIATED ACTIVITY		\$ -	\$ 1,726,953.21	
BHA	BH2256	REVENUE COLLECTIONS		2,242,231.93	-	
	TOTAL FUND		\$ 3,628,970.55	\$ 2,242,231.93	\$ 1,726,953.21	\$ 4,144,249.27
ARIZONA STATE BOARD OF NURSING						
FEDERAL GRANT FUND						
BNA	BN2000	CNA PROGRAMS		\$ 412,350.00	\$ 409,928.09	
	TOTAL FUND		\$ -	\$ 412,350.00	\$ 409,928.09	\$ 2,421.91
	STATEWIDE DONATIONS FUND		\$ 24,528.48	\$ -	\$ -	\$ 24,528.48
BOARD OF NURSING FUND						
BNA	BN2044	APPROPRIATED ACTIVITY		\$ 493.69	\$ 4,903,344.30	
BNA	BN2044	REVENUE COLLECTIONS		6,610,700.81	-	
	TOTAL FUND		\$ 6,685,470.60	\$ 6,611,194.50	\$ 4,903,344.30	\$ 8,393,320.80
STATEWIDE FINGERPRINT CLEARING ACCOUNT FUND						
BNA	BN2159	REVENUE COLLECTIONS		\$ 6,311.25	\$ -	
	TOTAL FUND		\$ -	\$ 6,311.25	\$ -	\$ 6,311.25
	CREDIT CARD CLEARING FUND		\$ 670,860.09	\$ -	\$ -	\$ 670,860.09
ARIZONA COMMERCE AUTHORITY						
ARIZONA JOB TRAINING FUND						
CAA	CA1237	JOB TRAINING FUND		\$ 94,766.89	\$ 8,322,864.23	
	TOTAL FUND		\$ 23,656,330.53	\$ 94,766.89	\$ 8,322,864.23	\$ 15,428,233.19

See accompanying notes to financial statements.

STATE OF ARIZONA
STATEMENT OF REVENUES, EXPENDITURES AND CHANGES IN FUND BALANCE
BUDGETARY (LEGAL) BASIS
FOR THE YEAR ENDED JUNE 30, 2021

AGY	FUND	APPROPRIATION NAME	FUND BALANCE JULY 1, 2020	REVENUES AND TRANSFERS IN	EXPENDITURES AND TRANSFERS OUT	FUND BALANCE JUNE 30, 2021
ARIZONA COMMERCE AUTHORITY FUND						
CAA	CA2547	ARIZONA COMMERCE AUTHORITY		\$ 10,002,931.49	\$ 10,250,000.00	
	TOTAL FUND		\$ 745,471.06	\$ 10,002,931.49	\$ 10,250,000.00	\$ 498,402.55
ARIZONA COMPETES FUND						
CAA	CA2548	ARIZONA COMMERCE AUTHORITY		\$ 9,260,509.43	\$ 6,125,000.00	
	TOTAL FUND		\$ 54,994,197.42	\$ 9,260,509.43	\$ 6,125,000.00	\$ 58,129,706.85
TITLE VI-CORONAVIRUS RELIEF FUND						
CAA	CA2975	ARIZONA COMMERCE AUTHORITY		\$ 2,000,000.00	\$ 2,000,000.00	
	TOTAL FUND		\$ -	\$ 2,000,000.00	\$ 2,000,000.00	\$ -
BOARD OF COSMETOLOGY						
BOARD OF COSMETOLOGY FUND						
CBA	CB2017	APPROPRIATED ACTIVITY		\$ 1,625.91	\$ 1,795,332.15	
CBA	CB2017	INVESTIGATION - HEARING COST RECOVERY		56,172.00	822.80	
CBA	CB2017	NON-APPROPRIATED		1,364,399.48	-	
	TOTAL FUND		\$ 12,955,423.41	\$ 1,422,197.39	\$ 1,796,154.95	\$ 12,581,465.85
CORPORATION COMMISSION						
FEDERAL GRANT FUND						
CCA	CC2000	FEDERAL GRANTS		\$ 1,327.03	\$ 82,164.06	
CCA	CC2000	PIPELINE SAFETY DIV - FEDERAL PROGRAMS		1,576,653.00	1,642,813.80	
	TOTAL FUND		\$ 6,348,185.21	\$ 1,577,980.03	\$ 1,724,977.86	\$ 6,201,187.38
UTILITY SITING FUND						
CCA	CC2076	REVENUE COLLECTIONS		\$ 19,851.24	\$ -	
CCA	CC2076	UTILITIES DIVISION - LINE SITING FUNDS		-	19,863.89	
	TOTAL FUND		\$ 866.57	\$ 19,851.24	\$ 19,863.89	\$ 853.92
UTILITY REGULATION REVOLVING FUND						
CCA	CC2172	APPROPRIATED ACTIVITY		\$ 134.04	\$ 13,966,480.84	
CCA	CC2172	REVENUE COLLECTIONS		13,013,884.51	-	
	TOTAL FUND		\$ 16,105,591.05	\$ 13,014,018.55	\$ 13,966,480.84	\$ 15,153,128.76
RESIDENTIAL UTILITY CONSUMER OFFICE REVOLVING FUND						
CCA	CC2175	REVENUE COLLECTIONS		\$ 61,713.35	\$ -	
	TOTAL FUND		\$ 957,207.83	\$ 61,713.35	\$ -	\$ 1,018,921.18
SECURITIES REGULATORY ENFORCEMENT FUND						
CCA	CC2264	APPROPRIATED ACTIVITY		\$ -	\$ 20,176,214.74	
CCA	CC2264	REVENUE COLLECTIONS		27,200,642.24	-	
	TOTAL FUND		\$ 13,865,254.67	\$ 27,200,642.24	\$ 20,176,214.74	\$ 20,889,682.17
UTILITY SURETY FUND						
CCA	CC2321	REVENUE COLLECTIONS		\$ 20.00	\$ -	
	TOTAL FUND		\$ -	\$ 20.00	\$ -	\$ 20.00
PUBLIC ACCESS FUND						
CCA	CC2333	APPROPRIATED ACTIVITY		\$ (169.00)	\$ 6,936,025.48	
CCA	CC2333	REVENUE COLLECTIONS		10,529,894.34	-	
CCA	CC2334	REVENUE COLLECTIONS		(384,113.62)	-	
	TOTAL FUND		\$ 1,548,888.61	\$ 10,145,611.72	\$ 6,936,025.48	\$ 4,758,474.85
INVESTMENT MANAGEMENT REGULATORY ENFORCEMENT FUND						
CCA	CC2404	APPROPRIATED ACTIVITY		\$ -	\$ 3,164,287.15	
CCA	CC2404	REVENUE COLLECTIONS		3,286,675.94	-	
	TOTAL FUND		\$ 1,777,420.46	\$ 3,286,675.94	\$ 3,164,287.15	\$ 1,899,809.25
INTERGOVERNMENTAL AND INTERAGENCY SERVICE AGREEMENT FUND						
CCA	CC2500	OTHER AGENCY REIMBURSEMENTS		\$ -	\$ 485.39	
CCA	CC2500	REVENUE COLLECTIONS		539.90	-	
	TOTAL FUND		\$ 6,399.44	\$ 539.90	\$ 485.39	\$ 6,453.95
	AUTOMATION PROJECTS FUND		\$ 25.30	\$ -	\$ -	\$ 25.30

See accompanying notes to financial statements.

STATE OF ARIZONA
STATEMENT OF REVENUES, EXPENDITURES AND CHANGES IN FUND BALANCE
BUDGETARY (LEGAL) BASIS
FOR THE YEAR ENDED JUNE 30, 2021

AGY	FUND	APPROPRIATION NAME	FUND BALANCE JULY 1, 2020	REVENUES AND TRANSFERS IN	EXPENDITURES AND TRANSFERS OUT	FUND BALANCE JUNE 30, 2021
CREDIT CARD CLEARING FUND						
CCA	CC2600	REVENUE COLLECTIONS		\$ 217,451.01	\$ -	
TOTAL FUND			\$ (267,802.20)	\$ 217,451.01	\$ -	\$ (50,351.19)
TITLE VI-CORONAVIRUS RELIEF FUND						
CCA	CC2975	CORONAVIRUS RELIEF FUND APPROPRIATION		\$ -	\$ 147,145.00	
TOTAL FUND			\$ 147,145.00	\$ -	\$ 147,145.00	\$ -
ARIZONA ARTS TRUST FUND						
CCA	CC3043	APPROPRIATED ACTIVITY		\$ 52,600.00	\$ 36,768.95	
CCA	CC3043	REVENUE COLLECTIONS		1,374,709.50	-	
CCA	CC3043	T3 NON APPR FUND TRANS		-	1,349,040.00	
TOTAL FUND			\$ 104,014.00	\$ 1,427,309.50	\$ 1,385,808.95	\$ 145,514.55
COURT ORDERED TRUST FUND						
CCA	CC3180	REVENUE COLLECTIONS		\$ 1,763,667.58	\$ -	
CCA	CC3180	SECURITIES DIVISION - RESTITUTIONS		2,109.43	-	
TOTAL FUND			\$ 1,544,792.83	\$ 1,765,777.01	\$ -	\$ 3,310,569.84
OFFICE OF ECONOMIC OPPORTUNITY OPERATIONS FUND						
CCA	CC3888	REVENUE COLLECTIONS		\$ 2,165,832.72	\$ -	
CCA	CC3888	T3 NON APPR FUND TRANS		-	2,118,506.76	
TOTAL FUND			\$ 134,954.16	\$ 2,165,832.72	\$ 2,118,506.76	\$ 182,280.12
BOARD OF CHIROPRACTIC EXAMINERS						
BOARD OF CHIROPRACTIC EXAMINERS FUND						
CEA	CE2010	APPROPRIATED ACTIVITY		\$ -	\$ 422,039.18	
CEA	CE2010	REVENUE COLLECTIONS		512,410.98	-	
TOTAL FUND			\$ 447,681.09	\$ 512,410.98	\$ 422,039.18	\$ 538,052.89
CONSTABLE ETHICS STANDARDS AND TRAINING BOARD						
CONSTABLE ETHICS STANDARDS AND TRAINING FUND						
CNA	CN2346	CONSTABLE ETHICS STANDARDS - TRNG BOARD		\$ 183,218.51	\$ 293,673.76	
CNA	CN2347	CONSTABLE ETHICS STANDARDS - TRNG BOARD		133,660.43	43,759.52	
TOTAL FUND			\$ 670,678.88	\$ 316,878.94	\$ 337,433.28	\$ 650,124.54
COTTON RESEARCH AND PROTECTION COUNCIL						
FEDERAL GRANT FUND						
CRA	CR2000	COTTON COUNCIL		\$ 499,264.50	\$ 499,264.50	
TOTAL FUND			\$ -	\$ 499,264.50	\$ 499,264.50	\$ -
COTTON RESEARCH FUND						
CRA	CR2013	COTTON COUNCIL		\$ 4,033,887.89	\$ 3,520,587.70	
TOTAL FUND			\$ 8,723,999.19	\$ 4,033,887.89	\$ 3,520,587.70	\$ 9,237,299.38
BOARD OF DISPENSING OPTICIANS						
BOARD OF DISPENSING OPTICIANS FUND						
DOA	DO2046	APPROPRIATED ACTIVITY		\$ -	\$ 145,666.09	
DOA	DO2046	NON-APPROPRIATED		165,410.53	-	
TOTAL FUND			\$ 344,729.01	\$ 165,410.53	\$ 145,666.09	\$ 364,473.45
BOARD OF DENTAL EXAMINERS						
DENTAL BOARD FUND						
DXA	DX2020	APPROPRIATED ACTIVITY		\$ -	\$ 1,218,177.16	
DXA	DX2020	REVENUE COLLECTIONS		557,188.20	-	
TOTAL FUND			\$ 4,420,723.67	\$ 557,188.20	\$ 1,218,177.16	\$ 3,759,734.71
BOARD OF FUNERAL DIRECTORS AND EMBALMERS						
BOARD OF FUNERAL DIRECTORS AND EMBALMERS FUND						
FDA	FD2026	APPROPRIATED ACTIVITY		\$ -	\$ 365,262.81	

See accompanying notes to financial statements.

STATE OF ARIZONA
STATEMENT OF REVENUES, EXPENDITURES AND CHANGES IN FUND BALANCE
BUDGETARY (LEGAL) BASIS
FOR THE YEAR ENDED JUNE 30, 2021

AGY	FUND	APPROPRIATION NAME	FUND BALANCE JULY 1, 2020	REVENUES AND TRANSFERS IN	EXPENDITURES AND TRANSFERS OUT	FUND BALANCE JUNE 30, 2021
FDA	FD2026	REVENUE COLLECTIONS		435,899.01	-	
	TOTAL FUND		\$ 615,581.72	\$ 435,899.01	\$ 365,262.81	\$ 686,217.92
STATEWIDE FINGERPRINT CLEARING ACCOUNT						
FDA	FD2159	REVENUE COLLECTIONS		110.00	-	
	TOTAL FUND		\$ 642.00	\$ 110.00	\$ -	\$ 752.00
DEPARTMENT OF GAMING						
RETIRED RACEHOUSE ADOPTION FUND						
GMA	GM2015	NON-APPROPRIATED REVENUE & EXPENDITURES		6,071.96	6,894.96	
	TOTAL FUND		\$ 983.00	\$ 6,071.96	\$ 6,894.96	\$ 160.00
STATE LOTTERY FUND						
GMA	GM2122	APPROPRIATED ACTIVITY		-	300,000.00	
GMA	GM2122	APPROPRIATED REVENUES		300,000.00	-	
	TOTAL FUND		\$ 382.10	\$ 300,000.00	\$ 300,000.00	\$ 382.10
STATEWIDE FINGERPRINT CLEARING ACCOUNT						
GMA	GM2159	NON-APPROPRIATED REVENUE & EXPENDITURES		39,769.00	33,726.00	
	TOTAL FUND		\$ 1,255.62	\$ 39,769.00	\$ 33,726.00	\$ 7,298.62
AZ BREEDERS AWARD FUND						
GMA	GM2206	NON-APPROPRIATED REVENUE & EXPENDITURES		1,163,436.99	792,631.99	
	TOTAL FUND		\$ 28,794.48	\$ 1,163,436.99	\$ 792,631.99	\$ 399,599.48
PERMANENT TRIBAL-STATE COMPACT FUND						
GMA	GM2340	APPROPRIATED ACTIVITY		3,000.00	2,168,933.70	
GMA	GM2340	APPROPRIATED REVENUES		1,527,321.03	-	
	TOTAL FUND		\$ 1,945,954.60	\$ 1,530,321.03	\$ 2,168,933.70	\$ 1,307,341.93
ARIZONA BENEFITS FUND						
GMA	GM2350	APPROPRIATED ACTIVITY		-	8,613,281.22	
GMA	GM2350	APPROPRIATED REVENUES		97,116,463.41	-	
GMA	GM2350	NON-APPROPRIATED REVENUE & EXPENDITURES		-	86,417,921.63	
	TOTAL FUND		\$ 4,287,481.10	\$ 97,116,463.41	\$ 95,031,202.85	\$ 6,372,741.66
RACING INVESTIGATION FUND						
GMA	GM2369	NON-APPROPRIATED REVENUE & EXPENDITURES		30,000.00	49,561.25	
GMA	GM2369	RACING INVESTIGATION		(650.00)	-	
	TOTAL FUND		\$ 30,035.57	\$ 29,350.00	\$ 49,561.25	\$ 9,824.32
INTERGOVERNMENTAL AND INTERAGENCY SERVICE AGREEMENT FUND						
GMA	GM2500	NON-APPROPRIATED REVENUE & EXPENDITURES		-	15,149.65	
	TOTAL FUND		\$ 69,109.40	\$ -	\$ 15,149.65	\$ 53,959.75
RACING REGULATIONS FUND						
GMA	GM2556	APPROPRIATED ACTIVITY		200.00	1,784,791.89	
GMA	GM2556	APPROPRIATED REVENUES		2,078,422.39	-	
	TOTAL FUND		\$ 2,121,206.15	\$ 2,078,622.39	\$ 1,784,791.89	\$ 2,415,036.65
RURAL COUNTY FAIR RACING FUND						
GMA	GM2558	NON-APPROPRIATED REVENUE & EXPENDITURES		-	50,000.00	
	TOTAL FUND		\$ 50,000.00	\$ -	\$ 50,000.00	\$ -
	RACING COMMISSION BOND DEPOSIT FUND		\$ 55,572.47	\$ -	\$ -	\$ 55,572.47
BOARD OF HOMEOPATHIC EXAMINERS						
BOARD OF HOMEOPATHIC MED EXAMINERS FUND						
HEA	HE2041	APPROPRIATED ACTIVITY		-	38,925.03	
HEA	HE2041	NON-APPROPRIATED		46,637.02	-	
	TOTAL FUND		\$ 54,188.09	\$ 46,637.02	\$ 38,925.03	\$ 61,900.08
INDUSTRIAL COMMISSION						
FEDERAL GRANT FUND						

See accompanying notes to financial statements.

STATE OF ARIZONA
STATEMENT OF REVENUES, EXPENDITURES AND CHANGES IN FUND BALANCE
BUDGETARY (LEGAL) BASIS
FOR THE YEAR ENDED JUNE 30, 2021

AGY	FUND	APPROPRIATION NAME	FUND BALANCE JULY 1, 2020	REVENUES AND TRANSFERS IN	EXPENDITURES AND TRANSFERS OUT	FUND BALANCE JUNE 30, 2021
ICA	IC2000	BUREAU OF LABOR STATISTICS		\$ 106,599.34	\$ 103,015.21	
ICA	IC2000	OCCUPATIONAL SAFETY AND HEALTH ACT 23G		2,433,773.63	2,448,806.25	
ICA	IC2000	OSHA - CONSULTATION AGREEMENTS 21D		1,016,487.12	1,018,393.51	
	TOTAL FUND		\$ 647,376.17	\$ 3,556,860.09	\$ 3,570,214.97	\$ 634,021.29
INDUSTRIAL COMMISSION REVOLVING FUND						
ICA	IC2002	ADMINISTRATIVE - REVOLVING		\$ (1,500.00)	\$ (30,221.25)	
ICA	IC2002	EDUCATION AND TRAINING		12,523.00	36,928.94	
ICA	IC2002	WAGE CLAIMS		10,050.32	-	
	TOTAL FUND		\$ 249,911.09	\$ 21,073.32	\$ 6,707.69	\$ 264,276.72
ADMINISTRATIVE FUND						
ICA	IC2177	APPROPRIATED ACTIVITY		\$ (615.76)	\$ 19,798,290.79	
ICA	IC2177	REVENUE COLLECTIONS		18,021,232.27	-	
ICA	IC2180	OTHER EXPENDITURE ACTIVITY		-	84,146.53	
ICA	IC2180	SPECIAL FUND NON-APPROPRIATED		96,758,772.61	19,864,873.70	
	TOTAL FUND		\$ 112,685,832.17	\$ 114,779,389.12	\$ 39,747,311.02	\$ 187,717,910.27
EMPLOYEE RECOGNITION FUND						
ICA	IC2449	ADMINISTRATIVE - REVOLVING		\$ 133.00	\$ 102.07	
	TOTAL FUND		\$ 1,560.97	\$ 133.00	\$ 102.07	\$ 1,591.90
DEPARTMENT OF INSURANCE AND FINANCIAL INSTITUTIONS						
STATEWIDE SETTLEMENT FUND						
ATA	AT1991	SIMS METAL MANAGEMENT SETTLEMENT		\$ (1,432.16)	\$ -	
	TOTAL FUND		\$ 1,432.16	\$ (1,432.16)	\$ -	\$ -
STATEWIDE SETTLEMENT FUND						
IDA	ID1991	OTHER NON APPROPRIATED ACTIVITY		\$ 1,432.16	\$ -	
	TOTAL FUND		\$ -	\$ 1,432.16	\$ -	\$ 1,432.16
MORTGAGE RECOVERY FUND						
BDA	BD1997	MORTGAGE RECOVERY FUND		\$ 200.00	\$ -	
BDA	BD1997	OTHER NON APPROPRIATED ACTIVITY		(2,562,717.30)	-	
	TOTAL FUND		\$ 2,562,517.30	\$ (2,562,517.30)	\$ -	\$ -
MORTGAGE RECOVERY FUND						
IDA	ID1997	NON-APPROPRIATED FUNDING		\$ 418,107.79	\$ 1,387.38	
IDA	ID1997	OTHER NON APPROPRIATED ACTIVITY		2,562,717.30	-	
	TOTAL FUND		\$ -	\$ 2,980,825.09	\$ 1,387.38	\$ 2,979,437.71
FINANCIAL SERVICES FUND						
BDA	BD1998	OTHER NON APPROPRIATED ACTIVITY		\$ (11,003,519.76)	\$ -	
BDA	BD1998	REVENUE COLLECTIONS		150.00	-	
	TOTAL FUND		\$ 11,003,369.76	\$ (11,003,369.76)	\$ -	\$ -
FINANCIAL SERVICES FUND						
IDA	ID1998	APPROPRIATED ACTIVITY		\$ -	\$ 4,081,793.36	
IDA	ID1998	OTHER NON APPROPRIATED ACTIVITY		11,003,519.76	-	
IDA	ID1998	REVENUE COLLECTION		9,632,275.00	-	
	TOTAL FUND		\$ -	\$ 20,635,794.76	\$ 4,081,793.36	\$ 16,554,001.40
FEDERAL GRANT FUND						
IDA	ID2000	GRANTS/IGA, FEDERAL		\$ 46,748.16	\$ 46,748.16	
	TOTAL FUND		\$ (146,518.75)	\$ 46,748.16	\$ 46,748.16	\$ (146,518.75)
APPRAISAL SUBCOMMITTEE FUND						
BDA	BD2004	OTHER NON APPROPRIATED ACTIVITY		\$ (13,135.00)	\$ -	
BDA	BD2004	REVENUE COLLECTIONS		80.00	-	
	TOTAL FUND		\$ 13,055.00	\$ (13,055.00)	\$ -	\$ -
APPRAISAL SUBCOMMITTEE FUND						
IDA	ID2004	OTHER NON APPROPRIATED ACTIVITY		\$ 13,135.00	\$ -	
IDA	ID2004	PASS-THROUGH FUNDS		29,480.00	-	
	TOTAL FUND		\$ -	\$ 42,615.00	\$ -	\$ 42,615.00

See accompanying notes to financial statements.

STATE OF ARIZONA
STATEMENT OF REVENUES, EXPENDITURES AND CHANGES IN FUND BALANCE
BUDGETARY (LEGAL) BASIS
FOR THE YEAR ENDED JUNE 30, 2021

AGY	FUND	APPROPRIATION NAME	FUND BALANCE JULY 1, 2020	REVENUES AND TRANSFERS IN	EXPENDITURES AND TRANSFERS OUT	FUND BALANCE JUNE 30, 2021
INSURANCE EXAMINERS REVOLVING FUND						
IDA	ID2034	NON-APPROPRIATED FUNDING		\$ 3,361,303.36	\$ 2,800,159.83	
	TOTAL FUND		\$ 1,242,955.32	\$ 3,361,303.36	\$ 2,800,159.83	\$ 1,804,098.85
AUTOMOBILE THEFT AUTHORITY FUND						
ATA	AT2060	APPROPRIATED ACTIVITY		\$ (6,028,393.46)	\$ 355.76	
ATA	AT2060	OTHER NON APPROPRIATED ACTIVITY		(5,011.32)	-	
	TOTAL FUND		\$ 6,033,760.54	\$ (6,033,404.78)	\$ 355.76	\$ -
AUTOMOBILE THEFT AUTHORITY FUND						
IDA	ID2060	APPROPRIATED ACTIVITY		\$ -	\$ 5,252,017.13	
IDA	ID2060	OTHER NON APPROPRIATED ACTIVITY		6,033,404.78	-	
IDA	ID2060	REVENUE COLLECTION		6,936,816.24	-	
	TOTAL FUND		\$ -	\$ 12,970,221.02	\$ 5,252,017.13	\$ 7,718,203.89
ARIZONA PROPERTY AND CASUALTY INSURANCE GUARANTY FUND						
IDA	ID2114	NON-PUBLIC FUNDS HELD IN TRUST		\$ 306,953.25	\$ 323,793.25	
	TOTAL FUND		\$ 72,617.56	\$ 306,953.25	\$ 323,793.25	\$ 55,777.56
BANKING DEPARTMENT REVOLVING FUND						
BDA	BD2126	OTHER NON APPROPRIATED ACTIVITY		\$ (202,050.61)	\$ -	
	TOTAL FUND		\$ 202,050.61	\$ (202,050.61)	\$ -	\$ -
BANKING DEPARTMENT REVOLVING FUND						
IDA	ID2126	APPROPRIATED ACTIVITY		\$ -	\$ 50,300.00	
IDA	ID2126	NON-APPROPRIATED FUNDING		171,876.25	162,687.14	
IDA	ID2126	OTHER NON APPROPRIATED ACTIVITY		202,050.61	-	
	TOTAL FUND		\$ -	\$ 373,926.86	\$ 212,987.14	\$ 160,939.72
LIFE AND DISABILITY INSURANCE GUARANTY FUND						
IDA	ID2154	NON-PUBLIC FUNDS HELD IN TRUST		\$ 248,946.98	\$ 264,057.89	
	TOTAL FUND		\$ 60,882.57	\$ 248,946.98	\$ 264,057.89	\$ 45,771.66
INSURANCE DEPARTMENT FINGERPRINTING FUND						
IDA	ID2163	PASS-THROUGH FUNDS		\$ 31,642.00	\$ -	
	TOTAL FUND		\$ 74,604.00	\$ 31,642.00	\$ -	\$ 106,246.00
ASSESSMENT FUND FOR VOLUNTARY PLANS FUND						
IDA	ID2316	NON-APPROPRIATED FUNDING		\$ -	\$ 4,943.31	
	TOTAL FUND		\$ 112,016.85	\$ -	\$ 4,943.31	\$ 107,073.54
CAPTIVE INSURANCE REGULATORY SUPERVISION FUND						
IDA	ID2377	NON-APPROPRIATED FUNDING		\$ 775,000.00	\$ 673,138.93	
	TOTAL FUND		\$ 518,047.08	\$ 775,000.00	\$ 673,138.93	\$ 619,908.15
HEALTH CARE APPEALS FUND						
IDA	ID2467	HEALTH CARE APPEALS EVALUATION		\$ -	\$ (772.50)	
IDA	ID2467	NON-APPROPRIATED FUNDING		260,400.00	205,283.68	
	TOTAL FUND		\$ 175,787.53	\$ 260,400.00	\$ 204,511.18	\$ 231,676.35
FINANCIAL SURVEILLANCE FUND						
IDA	ID2473	NON-APPROPRIATED FUNDING		\$ 421,875.00	\$ 349,974.42	
	TOTAL FUND		\$ 216,451.73	\$ 421,875.00	\$ 349,974.42	\$ 288,352.31
INTERGOVERNMENTAL AND INTERAGENCY SERVICE AGREEMENT FUND						
			\$ 716.90	\$ -	\$ -	\$ 716.90
CREDIT CARD CLEARING FUND						
IDA	ID2600	REVENUE COLLECTION		\$ (5,425.00)	\$ -	
	TOTAL FUND		\$ -	\$ (5,425.00)	\$ -	\$ (5,425.00)
DEPARTMENT RECEIVERSHIP REVOLVING FUND						
BDA	BD3023	OTHER NON APPROPRIATED ACTIVITY		\$ (892,136.39)	\$ -	
	TOTAL FUND		\$ 892,136.39	\$ (892,136.39)	\$ -	\$ -
DEPARTMENT RECEIVERSHIP REVOLVING FUND						
IDA	ID3023	NON-APPROPRIATED FUNDING		\$ (5,507.13)	\$ 2,521.26	
IDA	ID3023	OTHER NON APPROPRIATED ACTIVITY		892,136.39	-	

See accompanying notes to financial statements.

STATE OF ARIZONA
STATEMENT OF REVENUES, EXPENDITURES AND CHANGES IN FUND BALANCE
BUDGETARY (LEGAL) BASIS
FOR THE YEAR ENDED JUNE 30, 2021

AGY	FUND	APPROPRIATION NAME	FUND BALANCE JULY 1, 2020	REVENUES AND TRANSFERS IN	EXPENDITURES AND TRANSFERS OUT	FUND BALANCE JUNE 30, 2021
TOTAL FUND			<u>\$ -</u>	<u>\$ 886,629.26</u>	<u>\$ 2,521.26</u>	<u>\$ 884,108.00</u>
RECEIVERSHIP LIQUIDATION FUND						
IDA	ID3104	NON-APPROPRIATED FUNDING		\$ 679.88	\$ 127,193.02	
TOTAL FUND			<u>\$ (243,239.62)</u>	<u>\$ 679.88</u>	<u>\$ 127,193.02</u>	<u>\$ (369,752.76)</u>
INSURANCE TAX PREMIUM CLEARING FUND						
IDA	ID3727	REVENUE COLLECTION		\$ 3,990,579.58	\$ -	
TOTAL FUND			<u>\$ 17,499.16</u>	<u>\$ 3,990,579.58</u>	<u>\$ -</u>	<u>\$ 4,008,078.74</u>
DEPARTMENT OF LIQUOR LICENSES AND CONTROL						
LIQUOR LICENSES FUND						
LLA	LL1996	APPROPRIATED ACTIVITY		\$ -	\$ 3,503,379.57	
LLA	LL1996	REVENUE COLLECTIONS		3,498,200.00	-	
LLA	LL1997	GROWLER PERMIT		41,350.00	7,814.91	
LLA	LL1998	SAMPLING PRIVILEGE		31,000.00	3,520.00	
TOTAL FUND			<u>\$ 243,630.46</u>	<u>\$ 3,570,550.00</u>	<u>\$ 3,514,714.48</u>	<u>\$ 299,465.98</u>
FEDERAL GRANT FUND						
LLA	LL2000	UNDERAGE OJJDP		\$ 233,355.32	\$ 233,355.32	
TOTAL FUND			<u>\$ 2,414.91</u>	<u>\$ 233,355.32</u>	<u>\$ 233,355.32</u>	<u>\$ 2,414.91</u>
STATEWIDE DONATIONS FUND			<u>\$ 403.94</u>	<u>\$ -</u>	<u>\$ -</u>	<u>\$ 403.94</u>
STATEWIDE FINGERPRINT CLEARING ACCOUNT						
LLA	LL2159	FBI FINGERPRINTING		\$ (8,800.00)	\$ -	
TOTAL FUND			<u>\$ 13,960.00</u>	<u>\$ (8,800.00)</u>	<u>\$ -</u>	<u>\$ 5,160.00</u>
INTERGOVERNMENTAL AND INTERAGENCY SERVICE AGREEMENT FUND						
LLA	LL2500	ISA		\$ (10,021.27)	\$ 7,443.51	
TOTAL FUND			<u>\$ 67,290.27</u>	<u>\$ (10,021.27)</u>	<u>\$ 7,443.51</u>	<u>\$ 49,825.49</u>
LICENSE FEES-AUDIT-ENFORCEMENT SURCHARGES FUND						
LLA	LL3008	STATE SPECIAL COLLECTIONS		\$ 337,001.62	\$ -	
LLA	LL3010	AUDIT SURCHARGE		195,630.00	124,285.66	
LLA	LL3011	ENFORCEMENT SURCHRG - ENFORCEMENT		460,600.00	520,253.67	
LLA	LL3012	ENFORCEMENT SURCHRG -MULTIPLE COMPLAINTS		395,365.00	437,324.07	
LLA	LL3017	DIRECT SHIPMENT LICENSE ISSUANCE		47,975.00	57,304.87	
LLA	LL3018	DIRECT SHIPMENT LICENSE RENEWAL		177,025.00	-	
TOTAL FUND			<u>\$ 2,274,753.35</u>	<u>\$ 1,613,596.62</u>	<u>\$ 1,139,168.27</u>	<u>\$ 2,749,181.70</u>
ANTI-RACKETEERING REVOLVING FUND			<u>\$ 105.45</u>	<u>\$ -</u>	<u>\$ -</u>	<u>\$ 105.45</u>
ARIZONA MEDICAL BOARD						
ARIZONA MEDICAL BOARD FUND						
MEA	ME2038	APPROPRIATED ACTIVITY		\$ -	\$ 6,894,550.99	
MEA	ME2038	REVENUE COLLECTIONS		7,868,215.16	-	
TOTAL FUND			<u>\$ 8,283,660.38</u>	<u>\$ 7,868,215.16</u>	<u>\$ 6,894,550.99</u>	<u>\$ 9,257,324.55</u>
STATE MINE INSPECTOR						
FEDERAL GRANT FUND						
MIA	MI2000	MINE SAFETY AND HEALTH ACT		\$ 332,450.66	\$ 344,101.91	
MIA	MI2400	MINE SAFETY AND HEALTH ACT		35,954.71	37,370.44	
TOTAL FUND			<u>\$ 297,373.99</u>	<u>\$ 368,405.37</u>	<u>\$ 381,472.35</u>	<u>\$ 284,307.01</u>
ABANDONED MINE SAFETY FUND			<u>\$ 134,785.40</u>	<u>\$ -</u>	<u>\$ -</u>	<u>\$ 134,785.40</u>
AGGREGATE MINING RECLAMATION FUND						
MIA	MI2511	APPROPRIATED ACTIVITY		\$ (70,190.00)	\$ 40,181.64	
MIA	MI2511	LAND RECLAMATION		109,755.00	-	
TOTAL FUND			<u>\$ 140,631.53</u>	<u>\$ 39,565.00</u>	<u>\$ 40,181.64</u>	<u>\$ 140,014.89</u>
BOARD OF MESSAGE THERAPY						

See accompanying notes to financial statements.

STATE OF ARIZONA
STATEMENT OF REVENUES, EXPENDITURES AND CHANGES IN FUND BALANCE
BUDGETARY (LEGAL) BASIS
FOR THE YEAR ENDED JUNE 30, 2021

AGY	FUND	APPROPRIATION NAME	FUND BALANCE JULY 1, 2020	REVENUES AND TRANSFERS IN	EXPENDITURES AND TRANSFERS OUT	FUND BALANCE JUNE 30, 2021
STATEWIDE FINGERPRINT CLEARING ACCOUNT						
MTA	MT2159	NON-APPROPRIATED		\$ 902.00	\$ -	
	TOTAL FUND		<u>\$ 20.00</u>	<u>\$ 902.00</u>	<u>\$ -</u>	<u>\$ 922.00</u>
BOARD OF MASSAGE THERAPY FUND						
MTA	MT2553	APPROPRIATED ACTIVITY		\$ -	\$ 476,299.83	
MTA	MT2553	NON-APPROPRIATED		402,368.58	-	
	TOTAL FUND		<u>\$ 1,438,159.45</u>	<u>\$ 402,368.58</u>	<u>\$ 476,299.83</u>	<u>\$ 1,364,228.20</u>
NATUROPATHIC PHYSICIANS MEDICAL BOARD						
NATUROPATH PHYSICIANS MEDICAL BOARD FUND						
NBA	NB2042	APPROPRIATED ACTIVITY		\$ 12,138.00	\$ 161,474.30	
NBA	NB2042	NON-APPROPRIATED		345,013.00	-	
	TOTAL FUND		<u>\$ 1,451,479.54</u>	<u>\$ 357,151.00</u>	<u>\$ 161,474.30</u>	<u>\$ 1,647,156.24</u>
BOARD OF EXAMINERS OF NURSING CARE INSTITUTION ADMINISTRATION AND ASSISTED LIVING FACILITY MANAGERS						
NURSING CARE INST ADMIN LICENSING AND ALFMC FUND						
NCA	NC2043	APPROPRIATED ACTIVITY		\$ -	\$ 478,268.91	
NCA	NC2043	NON-APPROPRIATED		553,215.66	-	
	TOTAL FUND		<u>\$ 443,534.65</u>	<u>\$ 553,215.66</u>	<u>\$ 478,268.91</u>	<u>\$ 518,481.40</u>
BOARD OF OPTOMETRY						
BOARD OF OPTOMETRY FUND						
OBA	OB2023	APPROPRIATED ACTIVITY		\$ -	\$ 218,703.40	
OBA	OB2023	REVENUE COLLECTIONS		272,034.02	-	
	TOTAL FUND		<u>\$ 404,767.54</u>	<u>\$ 272,034.02</u>	<u>\$ 218,703.40</u>	<u>\$ 458,098.16</u>
STATEWIDE FINGERPRINT CLEARING ACCOUNT						
OBA	OB2159	REVENUE COLLECTIONS		\$ 44.00	\$ -	
	TOTAL FUND		<u>\$ 154.00</u>	<u>\$ 44.00</u>	<u>\$ -</u>	<u>\$ 198.00</u>
BOARD OF OSTEOPATHIC EXAMINERS						
BOARD OF OSTEOPATHIC EXAMINERS FUND						
OSA	OS2048	APPROPRIATED ACTIVITY		\$ 3,283.69	\$ 1,045,965.42	
OSA	OS2048	REVENUE COLLECTIONS		1,055,724.88	-	
	TOTAL FUND		<u>\$ 2,772,231.33</u>	<u>\$ 1,059,008.57</u>	<u>\$ 1,045,965.42</u>	<u>\$ 2,785,274.48</u>
BOARD OF OCCUPATIONAL EXAMINERS						
OCCUPATIONAL THERAPY FUND						
OTA	OT2263	APPROPRIATED ACTIVITY		\$ -	\$ 197,803.59	
OTA	OT2263	OCCUPATIONAL THERAPY REVENUE		240,504.67	-	
	TOTAL FUND		<u>\$ 855,176.31</u>	<u>\$ 240,504.67</u>	<u>\$ 197,803.59</u>	<u>\$ 897,877.39</u>
BOARD OF PHARMACY						
	FEDERAL GRANT FUND		<u>\$ 4,800.00</u>	<u>\$ -</u>	<u>\$ -</u>	<u>\$ 4,800.00</u>
ARIZONA STATE BOARD OF PHARMACY FUND						
PMA	PM2052	APPROPRIATED ACTIVITY		\$ -	\$ 3,192,047.72	
PMA	PM2052	REVENUE COLLECTION PHARMACY BOARD FUND		3,900,922.32	-	
	TOTAL FUND		<u>\$ 8,614,405.09</u>	<u>\$ 3,900,922.32</u>	<u>\$ 3,192,047.72</u>	<u>\$ 9,323,279.69</u>
CONTROLLED SUBSTANCES PRESCRIPTION MONITORING FUND						
PMA	PM2359	PRESCRIPTION MONITORING PROGRAM		\$ 2,430,257.75	\$ 1,919,766.54	
	TOTAL FUND		<u>\$ 983,358.31</u>	<u>\$ 2,430,257.75</u>	<u>\$ 1,919,766.54</u>	<u>\$ 1,493,849.52</u>
BOARD OF PODIATRY EXAMINERS						
PODIATRY FUND						
POA	PO2055	APPROPRIATED ACTIVITY		\$ -	\$ 149,457.54	
POA	PO2055	NON-APPROPRIATED		163,796.31	-	
	TOTAL FUND		<u>\$ 170,223.81</u>	<u>\$ 163,796.31</u>	<u>\$ 149,457.54</u>	<u>\$ 184,562.58</u>

See accompanying notes to financial statements.

STATE OF ARIZONA
STATEMENT OF REVENUES, EXPENDITURES AND CHANGES IN FUND BALANCE
BUDGETARY (LEGAL) BASIS
FOR THE YEAR ENDED JUNE 30, 2021

AGY	FUND	APPROPRIATION NAME	FUND BALANCE JULY 1, 2020	REVENUES AND TRANSFERS IN	EXPENDITURES AND TRANSFERS OUT	FUND BALANCE JUNE 30, 2021
BOARD OF PHYSICAL THERAPY						
BOARD OF PHYSICAL THERAPY FUND						
PTA	PT2053	APPROPRIATED ACTIVITY		\$ -	\$ 504,016.40	
PTA	PT2053	REVENUE COLLECTIONS		1,069,823.58	-	
	TOTAL FUND		<u>\$ 1,092,724.95</u>	<u>\$ 1,069,823.58</u>	<u>\$ 504,016.40</u>	<u>\$ 1,658,532.13</u>
BOARD FOR PRIVATE POSTSECONDARY EDUCATION						
BOARD FOR PRIVATE POSTSECONDARY EDUCATION FUND						
PVA	PV2056	APPROPRIATED ACTIVITY		\$ -	\$ 373,844.67	
PVA	PV2056	REVENUE COLLECTIONS		366,674.75	-	
	TOTAL FUND		<u>\$ 233,354.13</u>	<u>\$ 366,674.75</u>	<u>\$ 373,844.67</u>	<u>\$ 226,184.21</u>
STUDENT TUITION RECOVERY FUND						
PVA	PV3027	STUDENT TUITION RECOVERY		\$ 301,959.56	\$ 209,284.08	
	TOTAL FUND		<u>\$ 88,041.01</u>	<u>\$ 301,959.56</u>	<u>\$ 209,284.08</u>	<u>\$ 180,716.49</u>
BOARD OF RESPIRATORY CARE EXAMINERS						
BOARD OF RESPIRATORY CARE EXAMINERS FUND						
RBA	RB2269	APPROPRIATED ACTIVITY		\$ -	\$ 349,142.33	
RBA	RB2269	REVENUE COLLECTIONS		361,407.31	-	
	TOTAL FUND		<u>\$ 199,071.66</u>	<u>\$ 361,407.31</u>	<u>\$ 349,142.33</u>	<u>\$ 211,336.64</u>
REAL ESTATE DEPARTMENT						
CONDO AND PLANNED COMMUNITY HEARING OFFICE FUND						
REA	RE2537	CONDO AND PLANNED HEARING FUND PROGRAM		\$ 38,500.00	\$ 41,000.00	
	TOTAL FUND		<u>\$ 8,500.00</u>	<u>\$ 38,500.00</u>	<u>\$ 41,000.00</u>	<u>\$ 6,000.00</u>
REAL ESTATE RECOVERY FUND						
REA	RE3119	RECOVERY FUND PROGRAM		\$ 79,253.13	\$ -	
	TOTAL FUND		<u>\$ 957,797.51</u>	<u>\$ 79,253.13</u>	<u>\$ -</u>	<u>\$ 1,037,050.64</u>
REAL ESTATE DEPT EDUCATION REVOLVING FUND						
REA	RE4011	EDUCATIONAL PROGRAMS		\$ (4,216.45)	\$ 1,413.97	
	TOTAL FUND		<u>\$ 34,488.50</u>	<u>\$ (4,216.45)</u>	<u>\$ 1,413.97</u>	<u>\$ 28,858.08</u>
REGISTRAR OF CONTRACTORS						
REGISTRAR OF CONTRACTORS FUND						
RGA	RG2406	APPROPRIATED ACTIVITY		\$ -	\$ 10,686,379.96	
RGA	RG2406	REVENUE COLLECTIONS		9,221,357.47	-	
	TOTAL FUND		<u>\$ 5,309,928.00</u>	<u>\$ 9,221,357.47</u>	<u>\$ 10,686,379.96</u>	<u>\$ 3,844,905.51</u>
RESIDENTIAL CONTRACTORS RECOVERY FUND						
RGA	RG3155	RECOVERY FUND PROGRAM		\$ 5,964,567.04	\$ 3,098,354.40	
	TOTAL FUND		<u>\$ 17,392,189.98</u>	<u>\$ 5,964,567.04</u>	<u>\$ 3,098,354.40</u>	<u>\$ 20,258,402.62</u>
REGISTRAR OF CONTRACTORS CASH BOND FUND						
RGA	RG3721	CASH BONDS AND DEPOSITS		\$ 345.12	\$ -	
	TOTAL FUND		<u>\$ 1,229.77</u>	<u>\$ 345.12</u>	<u>\$ -</u>	<u>\$ 1,574.89</u>
STATE BOARD OF PSYCHOLOGIST EXAMINERS						
BOARD OF PSYCHOLOGIST EXAMINERS FUND						
SYA	SY2058	APPROPRIATED ACTIVITY		\$ -	\$ 414,885.82	
SYA	SY2058	REVENUE COLLECTIONS		493,903.32	-	
SYA	SY2059	APPROPRIATED ACTIVITY		-	95,511.93	
SYA	SY2059	REVENUE COLLECTIONS		178,332.28	-	
	TOTAL FUND		<u>\$ 1,502,881.87</u>	<u>\$ 672,235.60</u>	<u>\$ 510,397.75</u>	<u>\$ 1,664,719.72</u>
STATE BOARD OF TECHNICAL REGISTRATION						
TECHNICAL REGISTRATION FUND						

See accompanying notes to financial statements.

STATE OF ARIZONA
STATEMENT OF REVENUES, EXPENDITURES AND CHANGES IN FUND BALANCE
BUDGETARY (LEGAL) BASIS
FOR THE YEAR ENDED JUNE 30, 2021

AGY	FUND	APPROPRIATION NAME	FUND BALANCE JULY 1, 2020	REVENUES AND TRANSFERS IN	EXPENDITURES AND TRANSFERS OUT	FUND BALANCE JUNE 30, 2021
TEA	TE2070	APPROPRIATED ACTIVITY		\$ 1,908.50	\$ 1,859,527.09	
TEA	TE2070	REVENUE COLLECTIONS		2,828,875.56	-	
TEA	TE2071	INVESTIGATIONS		18,151.38	51,510.71	
	TOTAL FUND		\$ 4,530,524.59	\$ 2,848,935.44	\$ 1,911,037.80	\$ 5,468,422.23
RESIDENTIAL UTILITY CONSUMER OFFICE						
RESIDENTIAL UTILITY CONSUMER OFFICE REVOLVING FUND						
UOA	UO2175	APPROPRIATED ACTIVITY		\$ -	\$ 1,250,938.41	
UOA	UO2175	REVENUE COLLECTIONS		1,349,570.96	-	
	TOTAL FUND		\$ 999,621.79	\$ 1,349,570.96	\$ 1,250,938.41	\$ 1,098,254.34
ARIZONA STATE VETERINARY MEDICAL EXAMINING BOARD						
VETERINARY MEDICAL EXAMINING BOARD FUND						
VTA	VT2078	APPROPRIATED ACTIVITY		\$ (150.00)	\$ 522,817.02	
VTA	VT2078	REVENUE COLLECTIONS		183,375.86	-	
	TOTAL FUND		\$ 2,482,599.68	\$ 183,225.86	\$ 522,817.02	\$ 2,143,008.52
EDUCATION						
ARIZONA STATE UNIVERSITY						
ASU COLLEGIATE PLATES FUND						
ASA	AS2239	ACADEMIC SCHOLARSHIPS		\$ 563,894.35	\$ 563,894.35	
	TOTAL FUND		\$ -	\$ 563,894.35	\$ 563,894.35	\$ -
TITLE VI-CORONAVIRUS RELIEF FUND						
ASA	AS2975	CORONAVIRUS RELIEF FUND APPROPRIATION		\$ 46,000,000.00	\$ 46,000,000.00	
	TOTAL FUND		\$ -	\$ 46,000,000.00	\$ 46,000,000.00	\$ -
ASU CAPITAL INFRASTRUCTURE FUND						
ASA	AS3001	CAPITAL INFRASTRUCTURE FUNDING		\$ 12,381,200.00	\$ 12,381,200.00	
	TOTAL FUND		\$ -	\$ 12,381,200.00	\$ 12,381,200.00	\$ -
ARIZONA BOARD OF REGENTS						
STATE LOTTERY FUND						
BRA	BR2122	STATE LOTTERY FUND ALLOCATION ARS 5-572		\$ 5,224,684.50	\$ 5,224,684.50	
	TOTAL FUND		\$ -	\$ 5,224,684.50	\$ 5,224,684.50	\$ -
TECHNOLOGY AND RESEARCH INITIATIVE FUND						
BRA	BR2472	TECHNOLOGY AND RESEARCH INITIATIVE		\$ 110,669,396.59	\$ 110,669,396.59	
	TOTAL FUND		\$ -	\$ 110,669,396.59	\$ 110,669,396.59	\$ -
GOVERNOR'S EMERGENCY EDUCATION RELIEF FUND						
BRA	BR2980	GOVERNOR'S EMERGENCY EDUCATION RELIEF FUND		\$ 6,000,000.00	\$ 6,000,000.00	
	TOTAL FUND		\$ -	\$ 6,000,000.00	\$ 6,000,000.00	\$ -
UNIV CAPITAL IMPROVEMENT LEASE-TO-OWN BOND FUND						
BRA	BR3042	UNIV CAP IMP LEASE-TO-OWN AND BOND FUND		\$ 85,647,410.59	\$ 85,647,410.59	
	TOTAL FUND		\$ -	\$ 85,647,410.59	\$ 85,647,410.59	\$ -
AGRICULTURAL AND MECHANICAL COLLEGE LAND FUND - EARNINGS						
BRA	BR3131	UNIVERSITY LAND EARNINGS		\$ 1,302,688.90	\$ 1,302,689.00	
	TOTAL FUND		\$ 0.93	\$ 1,302,688.90	\$ 1,302,689.00	\$ 0.83
MILITARY INSTITUTE LAND EARNINGS FUND						
BRA	BR3132	UNIVERSITY LAND EARNINGS		\$ 93,975.78	\$ 93,976.00	
	TOTAL FUND		\$ 0.69	\$ 93,975.78	\$ 93,976.00	\$ 0.47
UNIVERSITIES LAND EARNINGS FUND						
BRA	BR3134	UNIVERSITY LAND EARNINGS		\$ 9,592,649.78	\$ 9,592,651.00	
	TOTAL FUND		\$ 1.66	\$ 9,592,649.78	\$ 9,592,651.00	\$ 0.44
NORMAL SCHOOL LAND EARNINGS FUND						
BRA	BR3136	UNIVERSITY LAND EARNINGS		\$ 540,431.94	\$ 540,432.00	

See accompanying notes to financial statements.

STATE OF ARIZONA
STATEMENT OF REVENUES, EXPENDITURES AND CHANGES IN FUND BALANCE
BUDGETARY (LEGAL) BASIS
FOR THE YEAR ENDED JUNE 30, 2021

AGY	FUND	APPROPRIATION NAME	FUND BALANCE JULY 1, 2020	REVENUES AND TRANSFERS IN	EXPENDITURES AND TRANSFERS OUT	FUND BALANCE JUNE 30, 2021
TOTAL FUND			<u>\$ 0.63</u>	<u>\$ 540,431.94</u>	<u>\$ 540,432.00</u>	<u>\$ 0.57</u>
ARIZONA TEACHERS ACADEMY FUND						
BRA	BR4300	ARIZONA TEACHER ACADEMY		\$ 48,023.15	\$ -	
BRA	BR4300	ARS 36-2817 ARIZONA TEACHERS ACADEMY SECTION 15-1655		15,000,000.00	-	
TOTAL FUND			<u>\$ -</u>	<u>\$ 15,048,023.15</u>	<u>\$ -</u>	<u>\$ 15,048,023.15</u>
EARLY CHILDHOOD DEVELOP AND HEALTH BOARD						
FEDERAL GRANT FUND						
CDA	CD2000	ECDH FUND - NON-APPROPRIATED		\$ 1,634,940.30	\$ 1,592,237.64	
TOTAL FUND			<u>\$ (47,286.00)</u>	<u>\$ 1,634,940.30</u>	<u>\$ 1,592,237.64</u>	<u>\$ (4,583.34)</u>
EARLY CHILD DEVELOPMENT AND HEALTH FUND						
CDA	CD2542	ECDH FUND - NON-APPROPRIATED		\$ 111,318,965.96	\$ 127,612,035.74	
CDA	CD2543	ECDH FUND - NON-APPROPRIATED		12,169,344.03	13,953,552.63	
CDA	CD2544	ECDH FUND - NON-APPROPRIATED		167,392.49	15,622.62	
CDA	CD2545	ECDH FUND - NON-APPROPRIATED		276,000.00	204,688.98	
TOTAL FUND			<u>\$ 346,635,605.16</u>	<u>\$ 123,931,702.48</u>	<u>\$ 141,785,899.97</u>	<u>\$ 328,781,407.67</u>
BOARD FOR CHARTER SCHOOLS						
STATEWIDE DONATIONS FUND			<u>\$ 5,491.14</u>	<u>\$ -</u>	<u>\$ -</u>	<u>\$ 5,491.14</u>
CHARTER ARIZONA ONLINE PROCESSING FUND						
CSA	CS2319	CHARTER AZ ONLINE INSTRUCTION PROCESSING		90,000.00	51,200.00	
TOTAL FUND			<u>\$ 7,900.00</u>	<u>\$ 90,000.00</u>	<u>\$ 51,200.00</u>	<u>\$ 46,700.00</u>
NEW CHARTER APPLICATION PROCESSING FUND						
CSA	CS2568	NEW CHARTER APPLICATION PROCESSING FEES		\$ 167,500.00	\$ 51,000.00	
TOTAL FUND			<u>\$ -</u>	<u>\$ 167,500.00</u>	<u>\$ 51,000.00</u>	<u>\$ 116,500.00</u>
BOARD OF EDUCATION						
STATEWIDE DONATIONS FUND			<u>\$ 554.45</u>	<u>\$ -</u>	<u>\$ -</u>	<u>\$ 554.45</u>
DEPARTMENT OF EDUCATION						
ACADEMIC CONTESTS FUND			<u>\$ 21,013.10</u>	<u>\$ -</u>	<u>\$ -</u>	<u>\$ 21,013.10</u>
CHARTER SCHOOLS STIMULUS FUND			<u>\$ 3,567.45</u>	<u>\$ -</u>	<u>\$ -</u>	<u>\$ 3,567.45</u>
SPECIAL EDUCATION FUND						
EDA	ED1009	GF SPECIAL EDUCATION VOUCHER PROGRAMS		\$ 42,760,673.77	\$ 31,333,332.98	
EDA	ED1009	OTHER NON APPROPRIATED ACTIVITY		(6,731,473.77)	-	
TOTAL FUND			<u>\$ 6,731,565.32</u>	<u>\$ 36,029,200.00</u>	<u>\$ 31,333,332.98</u>	<u>\$ 11,427,432.34</u>
SCHOOL ACCOUNTABILITY - PROP 301 FUND						
EDA	ED1114	APPROPRIATED ACTIVITY		\$ 15,651,531.46	\$ 7,700,412.76	
TOTAL FUND			<u>\$ -</u>	<u>\$ 15,651,531.46</u>	<u>\$ 7,700,412.76</u>	<u>\$ 7,951,118.70</u>
ADDITIONAL SCHOOL DAYS - PROP 301 FUND						
EDA	ED1115	APPROPRIATED ACTIVITY		\$ 86,280,500.00	\$ 86,280,500.00	
TOTAL FUND			<u>\$ -</u>	<u>\$ 86,280,500.00</u>	<u>\$ 86,280,500.00</u>	<u>\$ -</u>
SCHOOL SAFETY - PROP 301 FUND						
EDA	ED1116	APPROPRIATED ACTIVITY		\$ 17,806,077.48	\$ -	
TOTAL FUND			<u>\$ -</u>	<u>\$ 17,806,077.48</u>	<u>\$ -</u>	<u>\$ 17,806,077.48</u>
CHARACTER EDUCATION - PROP 301 FUND						
EDA	ED1117	APPROPRIATED ACTIVITY		\$ 451,194.02	\$ 207,260.30	
TOTAL FUND			<u>\$ -</u>	<u>\$ 451,194.02</u>	<u>\$ 207,260.30</u>	<u>\$ 243,933.72</u>
FEDERAL GRANT FUND						
EDA	ED2000	CHILD NUTRITION SERVICES		\$ 483,174,886.64	\$ 481,944,149.21	
EDA	ED2000	EDUCATION FOR THE DISADVANTAGED		630,362,103.49	627,133,490.55	
EDA	ED2000	NO CHILD LEFT BEHIND PROGRAMS		87,751,095.97	87,869,878.79	

See accompanying notes to financial statements.

STATE OF ARIZONA
STATEMENT OF REVENUES, EXPENDITURES AND CHANGES IN FUND BALANCE
BUDGETARY (LEGAL) BASIS
FOR THE YEAR ENDED JUNE 30, 2021

AGY	FUND	APPROPRIATION NAME	FUND BALANCE JULY 1, 2020	REVENUES AND TRANSFERS IN	EXPENDITURES AND TRANSFERS OUT	FUND BALANCE JUNE 30, 2021
EDA	ED2000	OTHER FEDERAL PROGRAMS		9,067,451.57	8,132,366.58	
EDA	ED2000	OTHER NON APPROPRIATED ACTIVITY		(4,606,850.66)	-	
EDA	ED2000	SPECIAL EDUCATION PROGRAMS		223,296,374.10	223,297,172.15	
EDA	ED2000	VOCATIONAL AND ADULT EDUCATION PROGRAMS		42,457,798.72	42,556,399.78	
	TOTAL FUND		\$ 4,958,687.98	\$ 1,471,502,859.83	\$ 1,470,933,457.06	\$ 5,528,090.75
STATEWIDE DONATIONS FUND						
EDA	ED2025	OTHER NON APPROPRIATED ACTIVITY		\$ (22,971.25)	\$ -	
EDA	ED2025	PRIVATE DONATIONS AND ISA MONIES		43,794.47	37,583.98	
EDA	ED2026	OTHER NON APPROPRIATED ACTIVITY		-	-	
EDA	ED2026	PRIVATE DONATIONS AND ISA MONIES		938.41	-	
	TOTAL FUND		\$ 360,554.37	\$ 21,761.63	\$ 37,583.98	\$ 344,732.02
ARIZONA YOUTH FARM LOAN FUND						
EDA	ED2136	OTHER NON APPROPRIATED ACTIVITY		\$ -	\$ -	
EDA	ED2136	PRIVATE DONATIONS AND ISA MONIES		782.75	-	
	TOTAL FUND		\$ 171,228.12	\$ 782.75	\$ -	\$ 172,010.87
BROADBAND EXPANSION FUND						
EDA	ED2145	BROADBAND EXPANSION PROJECTS		\$ 2,553,074.27	\$ 650,541.69	
EDA	ED2145	OTHER NON APPROPRIATED ACTIVITY		(2,553,074.27)	-	
	TOTAL FUND		\$ 2,553,074.27	\$ -	\$ 650,541.69	\$ 1,902,532.58
RESULTS-BASED FUNDING FUND						
EDA	ED2151	OTHER NON APPROPRIATED ACTIVITY		\$ (74,155.13)	\$ -	
EDA	ED2151	RESULTS BASED FUNDING - NON LAPSING		68,674,155.13	68,674,155.13	
	TOTAL FUND		\$ 74,155.13	\$ 68,600,000.00	\$ 68,674,155.13	\$ -
GOLDEN RULE SPECIAL PLATE FUND						
EDA	ED2366	GOLDEN RULE LICENSE PLATE		\$ 232,790.15	\$ 232,790.15	
	TOTAL FUND		\$ -	\$ 232,790.15	\$ 232,790.15	\$ -
TEACHER CERTIFICATION FUND						
EDA	ED2399	APPROPRIATED ACTIVITY		\$ 1,845,048.00	\$ 1,848,425.86	
	TOTAL FUND		\$ 922,929.75	\$ 1,845,048.00	\$ 1,848,425.86	\$ 919,551.89
ASSISTANCE FOR EDUCATION FUND						
EDA	ED2420	CONTRIBUTIONS TO PUBLIC SCHOOLS		\$ 27,835.10	\$ 27,835.10	
	TOTAL FUND		\$ -	\$ 27,835.10	\$ 27,835.10	\$ -
FAILING SCHOOLS TUTORING FUND						
EDA	ED2470	APPROPRIATED ACTIVITY		\$ 4,121,552.91	\$ 553,649.15	
EDA	ED2470	OTHER NON APPROPRIATED ACTIVITY		(2,621,552.91)	-	
	TOTAL FUND		\$ 2,627,314.02	\$ 1,500,000.00	\$ 553,649.15	\$ 3,573,664.87
CLASSROOM SITE FUND						
EDA	ED2471	CSF PROPOSITION 301 MONIES		\$ 890,047,499.66	\$ 632,038,249.94	
EDA	ED2471	OTHER NON APPROPRIATED ACTIVITY		(127,992,482.40)	-	
	TOTAL FUND		\$ 127,992,482.40	\$ 762,055,017.26	\$ 632,038,249.94	\$ 258,009,249.72
ENGLISH LEARNER CLASS PERSONNEL BONUS FUND						
			\$ 28,286.58	\$ -	\$ -	\$ 28,286.58
INSTRUCTIONAL IMPROVEMENT FUND						
EDA	ED2492	IIF PROPOSITION 202 MONIES		\$ 48,415,797.27	\$ 76,298,467.17	
	TOTAL FUND		\$ 27,885,525.56	\$ 48,415,797.27	\$ 76,298,467.17	\$ 2,855.66
INTERGOVERNMENTAL AND INTERAGENCY SERVICE AGREEMENT FUND						
EDA	ED2500	CHILD NUTRITION SERVICES		\$ 152,131.05	\$ 152,131.05	
EDA	ED2500	OTHER NON APPROPRIATED ACTIVITY		(551,300.87)	-	
EDA	ED2500	PRIVATE DONATIONS AND ISA MONIES		2,888,354.82	2,319,994.60	
	TOTAL FUND		\$ 606,047.90	\$ 2,489,185.00	\$ 2,472,125.65	\$ 623,107.25
CHARACTER EDUCATION SPECIAL PLATE FUND						
EDA	ED2522	CHARACTER EDUCATION PLATE		\$ 46,071.70	\$ 46,071.70	
EDA	ED2522	OTHER NON APPROPRIATED ACTIVITY		(23,426.00)	-	
	TOTAL FUND		\$ 23,426.00	\$ 22,645.70	\$ 46,071.70	\$ -

See accompanying notes to financial statements.

STATE OF ARIZONA
STATEMENT OF REVENUES, EXPENDITURES AND CHANGES IN FUND BALANCE
BUDGETARY (LEGAL) BASIS
FOR THE YEAR ENDED JUNE 30, 2021

AGY	FUND	APPROPRIATION NAME	FUND BALANCE JULY 1, 2020	REVENUES AND TRANSFERS IN	EXPENDITURES AND TRANSFERS OUT	FUND BALANCE JUNE 30, 2021
STATEWIDE COMPENSATORY INSTRUCTION FUND			<u>\$ 12.76</u>	<u>\$ -</u>	<u>\$ -</u>	<u>\$ 12.76</u>
ARIZONA ENGLISH LANGUAGE LEARNER FUND						
EDA	ED2535	OTHER NON APPROPRIATED ACTIVITY		\$ (4,609,616.38)	\$ -	
EDA	ED2535	SEI-ENGLISH LANGUAGE INSTRUCTION FY09		9,570,421.47	7,254,129.06	
TOTAL FUND			<u>\$ 4,609,616.38</u>	<u>\$ 4,960,805.09</u>	<u>\$ 7,254,129.06</u>	<u>\$ 2,316,292.41</u>
AUTOMATION PROJECTS FUND						
EDA	ED2566	APPROPRIATED ACTIVITY		\$ 2,275,961.57	\$ 2,245,752.06	
EDA	ED2566	OTHER NON APPROPRIATED ACTIVITY		(527,961.57)	-	
TOTAL FUND			<u>\$ 527,961.57</u>	<u>\$ 1,748,000.00</u>	<u>\$ 2,245,752.06</u>	<u>\$ 30,209.51</u>
EDUCATION EMPOWERMENT SCHOLARSHIP ACCOUNT FUND						
EDA	ED2570	APPROPRIATED ACTIVITY		\$ 2,111,401.02	\$ 637,571.65	
TOTAL FUND			<u>\$ 7,284,610.91</u>	<u>\$ 2,111,401.02</u>	<u>\$ 637,571.65</u>	<u>\$ 8,758,440.28</u>
PROFESSIONAL DEVELOPMENT REVOLVING FUND						
EDA	ED2580	APPROPRIATED ACTIVITY		\$ 46,818.08	\$ -	
EDA	ED2580	OTHER NON APPROPRIATED ACTIVITY		(40,438.08)	-	
TOTAL FUND			<u>\$ 41,394.10</u>	<u>\$ 6,380.00</u>	<u>\$ -</u>	<u>\$ 47,774.10</u>
TRIBAL COLLEGE DUAL ENROLLMENT PROGRAM FUND						
EDA	ED2595	APPROPRIATED ACTIVITY		\$ 252,357.08	\$ 157,465.00	
TOTAL FUND			<u>\$ 374,168.03</u>	<u>\$ 252,357.08</u>	<u>\$ 157,465.00</u>	<u>\$ 469,060.11</u>
AMERICAN CIVICS EDUCATION FUND						
EDA	ED2612	APPROPRIATED ACTIVITY		\$ 499,970.00	\$ 17,558.00	
EDA	ED2612	OTHER NON APPROPRIATED ACTIVITY		(499,970.00)	-	
TOTAL FUND			<u>\$ 499,970.00</u>	<u>\$ -</u>	<u>\$ 17,558.00</u>	<u>\$ 482,412.00</u>
COMPUTER SCIENCE PROFESSIONAL DEVELOPMENT PROGRAM FUND						
EDA	ED2635	COMPUTER SCIENCE PROFESSIONAL DEVELOPMENT		\$ 1,011,930.93	\$ 37,530.35	
TOTAL FUND			<u>\$ 2,023,859.93</u>	<u>\$ 1,011,930.93</u>	<u>\$ 37,530.35</u>	<u>\$ 2,998,260.51</u>
COLLEGE CREDIT BY EXAMINATION DEVELOPMENT FUND						
EDA	ED2641	COLLEGE CREDIT BY EXAMINATION DEVELOPMENT FUND		29,725.91	-	
EDA	ED2641	OTHER NON APPROPRIATED ACTIVITY		(19,740.26)	-	
TOTAL FUND			<u>\$ 19,740.26</u>	<u>\$ 9,985.65</u>	<u>\$ -</u>	<u>\$ 29,725.91</u>
STATEWIDE SPECIAL PLATES FUND						
EDA	ED2651	AGRICULTURAL YOUTH SPECIAL PLATES		\$ 161,711.51	\$ 161,711.51	
TOTAL FUND			<u>\$ -</u>	<u>\$ 161,711.51</u>	<u>\$ 161,711.51</u>	<u>\$ -</u>
ARIZONA INDUSTRY CREDENTIALS INCENTIVE FUND						
EDA	ED2685	ARIZONA INDUSTRY CREDENTIALS INCENTIVE PROGRAM		\$ 5,000,000.00	\$ 1,035,370.42	
TOTAL FUND			<u>\$ -</u>	<u>\$ 5,000,000.00</u>	<u>\$ 1,035,370.42</u>	<u>\$ 3,964,629.58</u>
GOVERNOR'S EMERGENCY EDUCATION RELIEF FUND						
EDA	ED2980	PRIVATE DONATIONS AND ISA MONIES		\$ 18,850,000.00	\$ 949,649.46	
TOTAL FUND			<u>\$ -</u>	<u>\$ 18,850,000.00</u>	<u>\$ 949,649.46</u>	<u>\$ 17,900,350.54</u>
FEDERAL ECONOMIC RECOVERY FUND			<u>\$ 0.03</u>	<u>\$ -</u>	<u>\$ -</u>	<u>\$ 0.03</u>
PERMANENT STATE SCHOOL FUND						
EDA	ED3138	APPROPRIATED ACTIVITY		\$ 300,554,983.80	\$ 300,554,983.80	
TOTAL FUND			<u>\$ 7,963,508.54</u>	<u>\$ 300,554,983.80</u>	<u>\$ 300,554,983.80</u>	<u>\$ 7,963,508.54</u>
DOE INTERNAL SERVICES FUND						
EDA	ED4209	AGENCY CHARGEBACKS		\$ 2,770,243.77	\$ 1,905,155.79	
EDA	ED4209	OTHER NON APPROPRIATED ACTIVITY		(2,165,611.04)	-	
EDA	ED4209	PRIVATE DONATIONS AND ISA MONIES		545,024.54	335,358.91	
EDA	ED4209	WORKSHOPS AND CONFERENCES		1,469,454.70	521,474.42	
TOTAL FUND			<u>\$ 2,187,326.03</u>	<u>\$ 2,619,111.97</u>	<u>\$ 2,761,989.12</u>	<u>\$ 2,044,448.88</u>
EDUCATION COMMODITY FUND						
EDA	ED4210	OTHER NON APPROPRIATED ACTIVITY		\$ (659,346.84)	\$ -	
EDA	ED4210	PRIVATE DONATIONS AND ISA MONIES		1,165,878.55	376,096.90	

See accompanying notes to financial statements.

STATE OF ARIZONA
STATEMENT OF REVENUES, EXPENDITURES AND CHANGES IN FUND BALANCE
BUDGETARY (LEGAL) BASIS
FOR THE YEAR ENDED JUNE 30, 2021

AGY	FUND	APPROPRIATION NAME	FUND BALANCE JULY 1, 2020	REVENUES AND TRANSFERS IN	EXPENDITURES AND TRANSFERS OUT	FUND BALANCE JUNE 30, 2021
TOTAL FUND			<u>\$ 660,432.94</u>	<u>\$ 506,531.71</u>	<u>\$ 376,096.90</u>	<u>\$ 790,867.75</u>
DOE PRODUCTION REVOLVING FUND						
EDA	ED4211	AGENCY CHARGEBACKS		\$ 1,598,821.81	\$ 651,305.34	
EDA	ED4211	OTHER NON APPROPRIATED ACTIVITY		(1,196,711.29)	-	
TOTAL FUND			<u>\$ 1,201,684.08</u>	<u>\$ 402,110.52</u>	<u>\$ 651,305.34</u>	<u>\$ 952,489.26</u>
INDIRECT COST RECOVERY FUND						
EDA	ED9000	AGENCY CHARGEBACKS		\$ 10,084,173.77	\$ 8,588,399.36	
TOTAL FUND			<u>\$ 2,134,463.02</u>	<u>\$ 10,084,173.77</u>	<u>\$ 8,588,399.36</u>	<u>\$ 3,630,237.43</u>
ARIZONA HISTORICAL SOCIETY						
FEDERAL GRANT FUND						
HIA	HI2000	FEDERAL GRANTS		\$ 26,420.00	\$ 16,830.00	
TOTAL FUND			<u>\$ -</u>	<u>\$ 26,420.00</u>	<u>\$ 16,830.00</u>	<u>\$ 9,590.00</u>
STATEWIDE DONATIONS FUND						
HIA	HI2025	DONATIONS		\$ 4,206,669.59	\$ 2,366,993.27	
HIA	HI2026	NON EXPENDABLE TRUST		183.47	-	
TOTAL FUND			<u>\$ 1,441,832.64</u>	<u>\$ 4,206,853.06</u>	<u>\$ 2,366,993.27</u>	<u>\$ 3,281,692.43</u>
HISTORICAL SOCIETY PRESERVATION RESTORE FUND						
HIA	HI2125	PRESERVATION - RESTORATION PROGRAM		\$ 34,688.47	\$ 7,424.10	
TOTAL FUND			<u>\$ 22,597.17</u>	<u>\$ 34,688.47</u>	<u>\$ 7,424.10</u>	<u>\$ 49,861.54</u>
CREDIT CARD CLEARING FUND						
HIA	HI2600	CREDIT CARD CLEARING		\$ (664.40)	\$ -	
TOTAL FUND			<u>\$ -</u>	<u>\$ (664.40)</u>	<u>\$ -</u>	<u>\$ (664.40)</u>
PERMANENT ARIZONA HISTORICAL SOCIETY REVOLVING FUND						
HIA	HI2900	ENTERPRISE REVENUE		\$ 305,336.47	\$ 16,826.76	
HIA	HI2901	ENTERPRISE REVENUE		5,550.82	10,877.82	
HIA	HI2902	ENTERPRISE REVENUE		145,295.19	187,109.16	
HIA	HI2903	ENTERPRISE REVENUE		12,242.74	14,282.51	
HIA	HI2904	ENTERPRISE REVENUE		77,876.50	82,381.84	
HIA	HI2905	ENTERPRISE REVENUE		(342.37)	29,407.91	
TOTAL FUND			<u>\$ 196,855.80</u>	<u>\$ 545,959.35</u>	<u>\$ 340,886.00</u>	<u>\$ 401,929.15</u>
CRISIS CONTINGENCY AND SAFETY NET FUND						
HIA	HI3240	CRISIS CONTINGENCY AND SAFETY NET		\$ 500,000.00	\$ 500,000.00	
TOTAL FUND			<u>\$ -</u>	<u>\$ 500,000.00</u>	<u>\$ 500,000.00</u>	<u>\$ -</u>
ARIZONA COMMISSION ON THE ARTS						
FEDERAL GRANT FUND						
HUA	HU2001	BASIC STATE GRANTS		\$ 1,351,700.00	\$ 1,351,496.28	
TOTAL FUND			<u>\$ -</u>	<u>\$ 1,351,700.00</u>	<u>\$ 1,351,496.28</u>	<u>\$ 203.72</u>
THE ARTS FUND						
HUA	HU2116	LOCAL GRANTS		\$ 251,950.01	\$ 221,989.13	
TOTAL FUND			<u>\$ 225,430.31</u>	<u>\$ 251,950.01</u>	<u>\$ 221,989.13</u>	<u>\$ 255,391.19</u>
STATE POET LAUREATE FUND			<u>\$ 2,500.00</u>	<u>\$ -</u>	<u>\$ -</u>	<u>\$ 2,500.00</u>
ARIZONA ARTS TRUST FUND						
HUA	HU3043	ADVANCEMENT OF ARTS GRANTS		\$ 1,349,040.00	\$ 901,105.94	
TOTAL FUND			<u>\$ 32,771.87</u>	<u>\$ 1,349,040.00</u>	<u>\$ 901,105.94</u>	<u>\$ 480,705.93</u>
CRISIS CONTINGENCY AND SAFETY NET FUND						
HUA	HU3240	CRISIS CONTINGENCY AND SAFETY NET FUND APPROPRIATION		\$ 2,000,000.00	\$ 2,000,000.00	
TOTAL FUND			<u>\$ -</u>	<u>\$ 2,000,000.00</u>	<u>\$ 2,000,000.00</u>	<u>\$ -</u>
NORTHERN ARIZONA UNIVERSITY						
NAU COLLEGIATE PLATES FUND						
NAA	NA2240	ACADEMIC SCHOLARSHIPS		\$ 51,650.92	\$ 51,650.92	

See accompanying notes to financial statements.

STATE OF ARIZONA
STATEMENT OF REVENUES, EXPENDITURES AND CHANGES IN FUND BALANCE
BUDGETARY (LEGAL) BASIS
FOR THE YEAR ENDED JUNE 30, 2021

AGY	FUND	APPROPRIATION NAME	FUND BALANCE JULY 1, 2020	REVENUES AND TRANSFERS IN	EXPENDITURES AND TRANSFERS OUT	FUND BALANCE JUNE 30, 2021
TOTAL FUND			<u>\$ -</u>	<u>\$ 51,650.92</u>	<u>\$ 51,650.92</u>	<u>\$ -</u>
NAU COLLEGIATE PLATES FUND						
NAA	NA2975	CORONAVIRUS RELIEF FUND APPROPRIATION		\$ 23,000,000.00	\$ 23,000,000.00	
TOTAL FUND			<u>\$ -</u>	<u>\$ 23,000,000.00</u>	<u>\$ 23,000,000.00</u>	<u>\$ -</u>
NAU CAPITAL INFRASTRUCTURE FUND						
NAA	NA3002	CAPITAL INFRASTRUCTURE FUNDING		\$ 4,692,900.00	\$ 4,692,900.00	
TOTAL FUND			<u>\$ 0.01</u>	<u>\$ 4,692,900.00</u>	<u>\$ 4,692,900.00</u>	<u>\$ 0.01</u>
COMMISSION OF POST SECONDARY EDUCATION						
FEDERAL GRANT FUND						
PEA	PE2000	FEDERAL GRANTS		\$ 184,190.78	\$ 134,524.24	
TOTAL FUND			<u>\$ 47,134.97</u>	<u>\$ 184,190.78</u>	<u>\$ 134,524.24</u>	<u>\$ 96,801.51</u>
PRIVATE POSTSECONDARY EDUCATION						
STUDENT FINANCIAL ASSISTANCE FUND						
PEA	PE2128	PPE STUDENT FINANCIAL ASSISTANCE PROGRAM		\$ 1,544.67	\$ 14.53	
TOTAL FUND			<u>\$ 1,152.28</u>	<u>\$ 1,544.67</u>	<u>\$ 14.53</u>	<u>\$ 2,682.42</u>
ARIZONA TEACHER STUDENT LOAN FUND						
PEA	PE2358	MATH AND SCIENCE SPECIAL ED TEACHER STD		\$ 474,273.13	\$ 312,296.89	
TOTAL FUND			<u>\$ 646,947.52</u>	<u>\$ 474,273.13</u>	<u>\$ 312,296.89</u>	<u>\$ 808,923.76</u>
POSTSECONDARY EDUCATION FUND						
PEA	PE2402	DONATIONS FUND		\$ 20,500.00	\$ 26,350.48	
PEA	PE2405	APPROPRIATED ACTIVITY		141,670.33	82,178.91	
PEA	PE2406	APPROPRIATED ACTIVITY		1,098,700.00	1,098,700.00	
TOTAL FUND			<u>\$ 137,935.67</u>	<u>\$ 1,260,870.33</u>	<u>\$ 1,207,229.39</u>	<u>\$ 191,576.61</u>
IGA and ISA FUND						
PEA	PE2500	AZ TEACHER INCENTIVE PROGRAM RETURNS		\$ 10,690.70	\$ 10,690.70	
TOTAL FUND			<u>\$ -</u>	<u>\$ 10,690.70</u>	<u>\$ 10,690.70</u>	<u>\$ -</u>
FAMILY COLLEGE SAVINGS PROGRAM TRUST FUND						
PEA	PE3122	FAMILY COLLEGE SAVINGS PROGRAM OPERATING		\$ 260,381.74	\$ 825,672.20	
TOTAL FUND			<u>\$ 565,290.46</u>	<u>\$ 260,381.74</u>	<u>\$ 825,672.20</u>	<u>\$ -</u>
ARIZONA SCHOOLS FOR THE DEAF AND THE BLIND						
TELECOMMUNICATION FUND FOR THE DEAF			<u>\$ 561,040.96</u>	<u>\$ -</u>	<u>\$ -</u>	<u>\$ 561,040.96</u>
FEDERAL GRANT FUND						
SDA	SD2000	FEDERAL FUNDS - NON-APPROPRIATED		\$ 2,139,479.51	\$ 2,556,392.69	
TOTAL FUND			<u>\$ 972,611.59</u>	<u>\$ 2,139,479.51</u>	<u>\$ 2,556,392.69</u>	<u>\$ 555,698.41</u>
STATE GRANTS FUND						
SDA	SD2011	AGENCY NON-FEDERAL GRANTS		\$ 875,077.28	\$ 480,453.54	
TOTAL FUND			<u>\$ 150,432.34</u>	<u>\$ 875,077.28</u>	<u>\$ 480,453.54</u>	<u>\$ 545,056.08</u>
SCHOOL FOR THE DEAF AND BLIND FUND						
SDA	SD2444	APPROPRIATED ACTIVITY		\$ 11,730,595.45	\$ 12,467,812.23	
SDA	SD2444	STATE LAND ENDOWMENT EARNINGS AGENCY-WIDE		820,887.14	-	
TOTAL FUND			<u>\$ 2,906,483.94</u>	<u>\$ 12,551,482.59</u>	<u>\$ 12,467,812.23</u>	<u>\$ 2,990,154.30</u>
SCHOOL FOR THE DEAF AND BLIND CLASSROOM SITE FUND						
SDA	SD2486	AGENCY - STATEWIDE - PROP 301		\$ 2,277,937.60	\$ 1,777,513.62	
TOTAL FUND			<u>\$ 2,783,262.28</u>	<u>\$ 2,277,937.60</u>	<u>\$ 1,777,513.62</u>	<u>\$ 3,283,686.26</u>
INSTRUCTIONAL IMPROVEMENT FUND			<u>\$ 1,824.58</u>	<u>\$ -</u>	<u>\$ -</u>	<u>\$ 1,824.58</u>
GOVERNOR'S EMERGENCY EDUCATION RELIEF FUND						
SDA	SD2980	FEDERAL FUNDS - NON-APPROPRIATED		\$ 970,628.72	\$ 970,628.72	
TOTAL FUND			<u>\$ -</u>	<u>\$ 970,628.72</u>	<u>\$ 970,628.72</u>	<u>\$ -</u>
TRUST FUND						

See accompanying notes to financial statements.

STATE OF ARIZONA
STATEMENT OF REVENUES, EXPENDITURES AND CHANGES IN FUND BALANCE
BUDGETARY (LEGAL) BASIS
FOR THE YEAR ENDED JUNE 30, 2021

AGY	FUND	APPROPRIATION NAME	FUND BALANCE JULY 1, 2020	REVENUES AND TRANSFERS IN	EXPENDITURES AND TRANSFERS OUT	FUND BALANCE JUNE 30, 2021
SDA	SD3148	TRUST FUNDS NON-APPROPRIATED		\$ 135,000.00	\$ 39,811.68	
	TOTAL FUND		\$ 166,332.33	\$ 135,000.00	\$ 39,811.68	\$ 261,520.65
SCHOOL FOR THE DEAF AND BLIND COOPERATIVE SERVICES FUND						
SDA	SD4221	COOPERATIVE AGREEMENT		\$ 16,964,134.37	\$ 15,575,192.33	
	TOTAL FUND		\$ 3,028,427.72	\$ 16,964,134.37	\$ 15,575,192.33	\$ 4,417,369.76
ENTERPRISE FUND						
SDA	SD4222	AGENCY - STATEWIDE - ENTERPRISE		\$ 11,014.55	\$ 140,033.53	
	TOTAL FUND		\$ 409,244.70	\$ 11,014.55	\$ 140,033.53	\$ 280,225.72
SCHOOL FACILITIES BOARD						
LEASE TO OWN FUND - SCHOOL FACILITIES BOARD FUND						
SFA	SF2373	2003 COP DEBT SERVICE		\$ 67,177,800.00	\$ 67,185,093.93	
	TOTAL FUND		\$ 1,750,978.27	\$ 67,177,800.00	\$ 67,185,093.93	\$ 1,743,684.34
BUILDING RENEWAL GRANT FUND						
SFA	SF2392	BUILDING RENEWAL GRANT		\$ 107,500,000.00	\$ 116,194,204.97	
	TOTAL FUND		\$ 88,403,239.53	\$ 107,500,000.00	\$ 116,194,204.97	\$ 79,709,034.56
NEW SCHOOL FACILITIES FUND						
SFA	SF2460	NEW SCHOOL FACILITIES		\$ 58,786,800.00	\$ 46,245,495.32	
	TOTAL FUND		\$ 68,968,412.01	\$ 58,786,800.00	\$ 46,245,495.32	\$ 81,509,716.69
EMERGENCY DEFICIENCIES CORRECTION FUND						
SFA	SF2484	EMERGENCY DEFICIENCIES CORRECTIONS		\$ -	\$ 662,134.63	
	TOTAL FUND		\$ 1,190,477.74	\$ -	\$ 662,134.63	\$ 528,343.11
INTERGOVERNMENTAL AND INTERAGENCY SERVICE AGREEMENT FUND			\$ 72,733.25	\$ -	\$ -	\$ 72,733.25
GOVERNOR'S EMERGENCY EDUCATION RELIEF FUND						
SFA	SF2980	GOVERNOR'S EMERGENCY EDUCATION RELIEF FUND		\$ 918,668.30	\$ 918,668.30	
	TOTAL FUND		\$ -	\$ 918,668.30	\$ 918,668.30	\$ -
SCHOOL IMPROVEMENT REVENUE BOND DEBT SVC FUND						
SFA	SF5010	SCHOOL FACILITIES REV BOND DEBT SERVICE		\$ 19,384.57	\$ -	
	TOTAL FUND		\$ 9,296,675.68	\$ 19,384.57	\$ -	\$ 9,316,060.25
SCHOOL FACILITIES REV BOND DEBT FUND			\$ 299.65	\$ -	\$ -	\$ 299.65
STATE SCHOOL TRUST REVENUE BOND DEBT SVC FUND						
SFA	SF5030	STATE SCHOOL TRUST REV BOND DEBT SERVICE		\$ 94.04	\$ -	
	TOTAL FUND		\$ 22,318.82	\$ 94.04	\$ -	\$ 22,412.86
UNIVERSITY OF ARIZONA						
U OF A COLLEGIATE PLATES FUND						
UAA	UA2238	COLLEGIATE PLATE SCHOLARSHIPS		\$ 406,848.74	\$ 236,648.50	
	TOTAL FUND		\$ 1,205,065.97	\$ 406,848.74	\$ 236,648.50	\$ 1,375,266.21
TITLE VI-CORONAVIRUS RELIEF FUND						
UAA	UA2975	CORONAVIRUS RELIEF FUND APPROPRIATION		\$ 46,000,000.00	\$ 46,000,000.00	
	TOTAL FUND		\$ -	\$ 46,000,000.00	\$ 46,000,000.00	\$ -
UA CAPITAL INFRASTRUCTURE FUND						
UAA	UA3003	CAPITAL INFRASTRUCTURE FUNDING		\$ 10,953,200.00	\$ 10,953,200.00	
	TOTAL FUND		\$ -	\$ 10,953,200.00	\$ 10,953,200.00	\$ -
GEOLOGICAL SURVEY FUND						
UAA	UA3031	MINING MINERAL AND NATURAL RESOURCES		\$ 169,416.98	\$ -	
	TOTAL FUND		\$ 693,593.49	\$ 169,416.98	\$ -	\$ 863,010.47
ACQUISITION AND PRESERVATION FUND						
UAA	UA3032	PRESERVATION PROGRAM		\$ 1.39	\$ -	
	TOTAL FUND		\$ 297.78	\$ 1.39	\$ -	\$ 299.17

See accompanying notes to financial statements.

STATE OF ARIZONA
STATEMENT OF REVENUES, EXPENDITURES AND CHANGES IN FUND BALANCE
BUDGETARY (LEGAL) BASIS
FOR THE YEAR ENDED JUNE 30, 2021

AGY	FUND	APPROPRIATION NAME	FUND BALANCE JULY 1, 2020	REVENUES AND TRANSFERS IN	EXPENDITURES AND TRANSFERS OUT	FUND BALANCE JUNE 30, 2021
SCHOOL OF MINES LAND FUND						
UAA	UA3133	U OF A EARNINGS		\$ 2,200,878.52	\$ 1,978,388.53	
TOTAL FUND			\$ 200,033.70	\$ 2,200,878.52	\$ 1,978,388.53	\$ 422,523.69
PROTECTION AND SAFETY						
BOARD OF FINGERPRINTING						
BOARD OF FINGERPRINTING FUND						
BFA	BF2435	FINGERPRINT EXCEPTION PROGRAM		\$ 817,448.00	\$ 657,403.99	
TOTAL FUND			\$ 1,254,464.61	\$ 817,448.00	\$ 657,403.99	\$ 1,414,508.62
DEPARTMENT OF CORRECTIONS						
FEDERAL GRANT FUND						
DCA	DC2000	FEDERAL GRANTS - OFFENDER OPERATIONS		\$ 2,243,297.28	\$ 2,294,483.72	
DCA	DC2000	FEDERAL GRANTS-DIRECTORS OFC - ADM SVCS		435,894.00	464,728.85	
DCA	DC2000	FEDERAL GRANTS-INMATE PROGRAMS		2,018,916.78	1,691,477.65	
TOTAL FUND			\$ (572,817.21)	\$ 4,698,108.06	\$ 4,450,690.22	\$ (325,399.37)
CORRECTIONS FUND						
DEPARTMENT OF ADMINISTRATION						
ADA	AD2088	APPROPRIATED ACTIVITY		\$ -	\$ 592,675.68	
TOTAL AGENCY				\$ -	\$ 592,675.68	
DEPARTMENT OF CORRECTIONS						
DCA	DC2088	APPROPRIATED ACTIVITY		\$ -	\$ 33,779,945.61	
TOTAL AGENCY				\$ -	\$ 33,779,945.61	
DEPARTMENT OF REVENUE						
RVA	RV2088	OTHER AGENCY DEPOSITS		\$ 37,229,397.73	\$ -	
TOTAL AGENCY				\$ 37,229,397.73	\$ -	
TOTAL FUND			\$ 7,940,715.09	\$ 37,229,397.73	\$ 34,372,621.29	\$ 10,797,491.53
STATE EDUCATION FUND FOR CORRECTIONAL EDUCATION						
DCA	DC2107	REVENUE COLLECTOR		\$ 451,243.52	\$ -	
TOTAL FUND			\$ 608,942.79	\$ 451,243.52	\$ -	\$ 1,060,186.31
ALCOHOL ABUSE TREATMENT FUND						
DCA	DC2204	APPROPRIATED ACTIVITY		\$ -	\$ 24,414.25	
DCA	DC2204	REVENUE COLLECTOR		190,345.96	-	
TOTAL FUND			\$ 1,232,052.65	\$ 190,345.96	\$ 24,414.25	\$ 1,397,984.36
TRANSITION PROGRAM FUND						
DCA	DC2379	APPROPRIATED ACTIVITY		\$ -	\$ 526,281.00	
DCA	DC2379	REVENUE COLLECTOR		612,753.78	-	
TOTAL FUND			\$ 6,088,020.12	\$ 612,753.78	\$ 526,281.00	\$ 6,174,492.90
COMMUNITY CORRECTIONS ENHANCEMENT FUND						
DCA	DC2395	COMMUNITY CORRECTIONS ENHANCEMENT		\$ 446,310.58	\$ 427,114.17	
TOTAL FUND			\$ 463,967.80	\$ 446,310.58	\$ 427,114.17	\$ 483,164.21
PRISONER SPENDABLE ACCOUNTS FUND						
DCA	DC2428	PRISONER SPENDABLE ACCOUNTS		\$ 16,091.18	\$ -	
TOTAL FUND			\$ 10,589.76	\$ 16,091.18	\$ -	\$ 26,680.94
EMPLOYEE RECOGNITION FUND						
DCA	DC2449	EMPLOYEE RECOGNITION PROGRAMS		\$ 134,182.53	\$ 134,292.40	
TOTAL FUND			\$ 78,447.01	\$ 134,182.53	\$ 134,292.40	\$ 78,337.14
INTERGOVERNMENTAL AND INTERAGENCY SERVICE AGREEMENT FUND						
DCA	DC2500	INTER-GOVTAL - INTERAGY SRVC AGREEMENTS		\$ 20,512,053.12	\$ 34,927,475.14	
TOTAL FUND			\$ 19,308,331.25	\$ 20,512,053.12	\$ 34,927,475.14	\$ 4,892,909.23
PRISON CONSTRUCTION AND OPERATIONS FUND						
DCA	DC2504	APPROPRIATED ACTIVITY		\$ -	\$ 4,000,113.05	

See accompanying notes to financial statements.

STATE OF ARIZONA
STATEMENT OF REVENUES, EXPENDITURES AND CHANGES IN FUND BALANCE
BUDGETARY (LEGAL) BASIS
FOR THE YEAR ENDED JUNE 30, 2021

AGY	FUND	APPROPRIATION NAME	FUND BALANCE JULY 1, 2020	REVENUES AND TRANSFERS IN	EXPENDITURES AND TRANSFERS OUT	FUND BALANCE JUNE 30, 2021
DCA	DC2504	REVENUE COLLECTOR		10,533,750.93	-	
	TOTAL FUND		\$ 10,673,898.68	\$ 10,533,750.93	\$ 4,000,113.05	\$ 17,207,536.56
INMATE STORE PROCEEDS FUND						
DCA	DC2505	APPROPRIATED ACTIVITY		\$ -	\$ 1,474,418.59	
DCA	DC2505	EXPENDITURE OFFSET		-	(125.05)	
DCA	DC2505	INMATE STORE PRIVITIZATION PROCEEDS		9,022,159.59	5,687,071.04	
	TOTAL FUND		\$ 6,931,747.37	\$ 9,022,159.59	\$ 7,161,364.58	\$ 8,792,542.38
STATE DOC REVOLVING FUND						
DCA	DC2515	TRANSITION PROGRAM		\$ 4,604,401.14	\$ 1,322,019.22	
	TOTAL FUND		\$ 1,853,190.55	\$ 4,604,401.14	\$ 1,322,019.22	\$ 5,135,572.47
DEPARTMENT OF CORRECTIONS BUILDING RENEWAL FUND						
DCA	DC2551	APPROPRIATED ACTIVITY		\$ -	\$ 5,832,459.04	
DCA	DC2551	BUILDING RENEWAL FUND REVENUES		5,486,175.13	-	
	TOTAL FUND		\$ 4,320,227.66	\$ 5,486,175.13	\$ 5,832,459.04	\$ 3,973,943.75
TITLE VI-CORONAVIRUS RELIEF FUND						
DCA	DC2975	CORONAVIRUS RELIEF		\$ 22,562,607.51	\$ 22,562,607.51	
	TOTAL FUND		\$ -	\$ 22,562,607.51	\$ 22,562,607.51	\$ -
PENITENTIARY LAND FUND						
DCA	DC3140	APPROPRIATED ACTIVITY		\$ -	\$ 2,947,300.39	
DCA	DC3140	PENITENTIARY LAND EARNINGS		3,175,322.81	-	
	TOTAL FUND		\$ 3,359,496.46	\$ 3,175,322.81	\$ 2,947,300.39	\$ 3,587,518.88
STATE CHARITABLE, PENAL AND REFORMATORY INSTITUTIONS LAND FUND						
DCA	DC3141	APPROPRIATED ACTIVITY		\$ -	\$ 2,661,437.40	
DCA	DC3141	REVENUE COLLECTOR		3,652,341.90	-	
DCA	DC3141	ST CHAR PEN-RET LAND EARNINGS-REV COLL		(491,266.90)	-	
	TOTAL FUND		\$ 3,146,996.21	\$ 3,161,075.00	\$ 2,661,437.40	\$ 3,646,633.81
DEPARTMENT OF CORRECTIONS FUND			\$ 6,109.00	\$ -	\$ -	\$ 6,109.00
DOC SPECIAL SERVICES FUND						
DCA	DC3187	SPECIAL SERVICES		\$ 10,514,258.42	\$ 7,297,276.41	
	TOTAL FUND		\$ 7,278,836.78	\$ 10,514,258.42	\$ 7,297,276.41	\$ 10,495,818.79
AZ CORRECTIONAL INDUSTRIES REVOLVING FUND						
DCA	DC4002	ACI - OPERATIONS		\$ 34,068,413.05	\$ 35,947,611.26	
	TOTAL FUND		\$ 13,015,841.43	\$ 34,068,413.05	\$ 35,947,611.26	\$ 11,136,643.22
RISK MANAGEMENT FUND						
DCA	DC4216	RISK MANAGEMENT INSURANCE REIMBURSEMENTS		\$ (16,146.78)	\$ -	
	TOTAL FUND		\$ 179,196.81	\$ (16,146.78)	\$ -	\$ 163,050.03
INDIRECT COST RECOVERY FUND						
DCA	DC9000	FEDERAL GRANTS-DIRECTORS OFC - ADM SVCS		\$ (741.91)	\$ 21,745.74	
DCA	DC9000	INDIRECT COSTS		23,888.49	695,099.96	
	TOTAL FUND		\$ 3,093,531.40	\$ 23,146.58	\$ 716,845.70	\$ 2,399,832.28
DEPARTMENT OF JUVENILE CORRECTIONS						
FEDERAL GRANT FUND						
DJA	DJ2000	ADMINISTRATION		\$ 56,363.64	\$ 60,848.31	
DJA	DJ2000	EDUCATION		744,194.26	752,532.40	
DJA	DJ2000	SECURE CARE		427,423.58	517,606.73	
	TOTAL FUND		\$ 167,431.19	\$ 1,227,981.48	\$ 1,330,987.44	\$ 64,425.23
STATEWIDE DONATIONS FUND						
DJA	DJ2025	SECURE CARE		\$ 687.88	\$ 607.88	
	TOTAL FUND		\$ 1,027.94	\$ 687.88	\$ 607.88	\$ 1,107.94
JUVENILE CORRECTIONS CJEF DIST FUND						
DJA	DJ2281	APPROPRIATED ACTIVITY		\$ -	\$ 538,296.75	

See accompanying notes to financial statements.

STATE OF ARIZONA
STATEMENT OF REVENUES, EXPENDITURES AND CHANGES IN FUND BALANCE
BUDGETARY (LEGAL) BASIS
FOR THE YEAR ENDED JUNE 30, 2021

AGY	FUND	APPROPRIATION NAME	FUND BALANCE JULY 1, 2020	REVENUES AND TRANSFERS IN	EXPENDITURES AND TRANSFERS OUT	FUND BALANCE JUNE 30, 2021
DJA	DJ2281	OPERATING REVENUE		543,539.48	-	
	TOTAL FUND		\$ 903,921.62	\$ 543,539.48	\$ 538,296.75	\$ 909,164.35
STATE EDUCATION FUND FOR COMMITTED YOUTH						
DJA	DJ2323	APPROPRIATED ACTIVITY		\$ -	\$ 1,408,794.81	
DJA	DJ2323	OPERATING REVENUE		1,133,051.02	-	
	TOTAL FUND		\$ 497,690.35	\$ 1,133,051.02	\$ 1,408,794.81	\$ 221,946.56
EMPLOYEE RECOGNITION FUND						
DJA	DJ2449	ADMINISTRATION		\$ 1,969.00	\$ 1,200.14	
	TOTAL FUND		\$ 508.14	\$ 1,969.00	\$ 1,200.14	\$ 1,277.00
DEPT OF JUVENILE CORRECTIONS RESTITUTION FUND						
DJA	DJ2476	ADMINISTRATION		\$ 53,338.13	\$ 3,087.60	
	TOTAL FUND		\$ 204,526.57	\$ 53,338.13	\$ 3,087.60	\$ 254,777.10
STATE EDUCATION SYSTEM COMMITTED YOUTH CLASS SITE FUND						
DJA	DJ2487	EDUCATION		\$ 139,006.78	\$ 90,465.12	
	TOTAL FUND		\$ 358,663.48	\$ 139,006.78	\$ 90,465.12	\$ 407,205.14
INSTRUCTIONAL IMPROVEMENT FUND						
DJA	DJ2492	EDUCATION		\$ -	\$ 7,395.40	
	TOTAL FUND		\$ 7,395.40	\$ -	\$ 7,395.40	\$ -
LOCAL COST SHARING FUND						
DJA	DJ3007	APPROPRIATED ACTIVITY		\$ -	\$ 8,450,900.00	
DJA	DJ3007	OPERATING REVENUE		8,450,900.00	-	
	TOTAL FUND		\$ 118,739.51	\$ 8,450,900.00	\$ 8,450,900.00	\$ 118,739.51
DEPARTMENT OF JUVENILE CORRECTIONS FUND						
DJA	DJ3024	ADMINISTRATION		\$ 13,516.60	\$ 12,595.91	
	TOTAL FUND		\$ 33,344.36	\$ 13,516.60	\$ 12,595.91	\$ 34,265.05
ENDOWMENTS AND LAND EARNINGS FUND						
DJA	DJ3029	APPROPRIATED ACTIVITY		\$ 144,224.15	\$ 4,023,484.20	
DJA	DJ3029	OPERATING REVENUE		3,207,162.22	-	
	TOTAL FUND		\$ 4,406,924.03	\$ 3,351,386.37	\$ 4,023,484.20	\$ 3,734,826.20
	INDIRECT COST RECOVERY FUND		\$ 206,608.64	\$ -	\$ -	\$ 206,608.64
ARIZONA CRIMINAL JUSTICE COMMISSION						
FEDERAL GRANT FUND						
JCA	JC2000	CJ SYSTEMS IMPROVEMENT - INFO TECHNOLOGY		\$ 1,405,929.80	\$ 1,410,549.31	
JCA	JC2000	CRIME CONTROL		272,294.19	273,644.38	
JCA	JC2000	CRIME VICTIMS		1,189,346.18	1,190,946.39	
JCA	JC2000	FEDERAL GRANT		190,490.04	190,490.12	
JCA	JC2000	STATISTICAL ANALYSIS CENTER		41,998.51	43,814.48	
JCA	JC2002	CJ SYSTEMS IMPROVEMENT - INFO TECHNOLOGY		157,228.17	339,534.06	
JCA	JC2002	CRIME CONTROL		7,026,595.06	9,189,331.37	
	TOTAL FUND		\$ 16,043,181.74	\$ 10,283,881.95	\$ 12,638,310.11	\$ 13,688,753.58
CRIMINAL JUSTICE ENHANCEMENT FUND						
JCA	JC2134	APPROPRIATED ACTIVITY		\$ 17.03	\$ 488,233.50	
JCA	JC2134	CJ SYSTEMS IMPROVEMENT - INFO TECHNOLOGY		531,239.45	502,669.72	
JCA	JC2134	CRIMINAL JUSTICE ENHANCEMENT FUND		424,679.32	-	
	TOTAL FUND		\$ 989,863.83	\$ 955,935.80	\$ 990,903.22	\$ 954,896.41
VICTIM COMPENSATION AND ASSISTANCE FUND						
JCA	JC2198	APPROPRIATED ACTIVITY		\$ -	\$ 2,621,198.84	
JCA	JC2198	VICTIMS COMP ASSIST REVENUE COLLECTOR		3,175,815.93	-	
	TOTAL FUND		\$ 2,529,715.58	\$ 3,175,815.93	\$ 2,621,198.84	\$ 3,084,332.67
RESOURCE CENTER FUND						
JCA	JC2280	APPROPRIATED ACTIVITY		\$ -	\$ 624,133.25	
JCA	JC2280	APRC REVENUE COLLECTOR		736,201.46	-	
	TOTAL FUND		\$ 353,716.20	\$ 736,201.46	\$ 624,133.25	\$ 465,784.41

See accompanying notes to financial statements.

STATE OF ARIZONA
STATEMENT OF REVENUES, EXPENDITURES AND CHANGES IN FUND BALANCE
BUDGETARY (LEGAL) BASIS
FOR THE YEAR ENDED JUNE 30, 2021

AGY	FUND	APPROPRIATION NAME	FUND BALANCE JULY 1, 2020	REVENUES AND TRANSFERS IN	EXPENDITURES AND TRANSFERS OUT	FUND BALANCE JUNE 30, 2021
TRANSITION PROGRAM FUND						
JCA	JC2379	APPROPRIATED ACTIVITY		\$ (15,000.00)	\$ -	
	TOTAL FUND		<u>\$ 15,000.00</u>	<u>\$ (15,000.00)</u>	<u>\$ -</u>	<u>\$ -</u>
FINGERPRINT CLEARANCE CARD FUND						
JCA	JC2433	APPROPRIATED ACTIVITY		\$ 600,000.00	\$ 553,319.22	
	TOTAL FUND		<u>\$ 1,098,856.43</u>	<u>\$ 600,000.00</u>	<u>\$ 553,319.22</u>	<u>\$ 1,145,537.21</u>
STATE AID TO COUNTY ATTORNEYS FUND						
JCA	JC2443	APPROPRIATED ACTIVITY		\$ -	\$ 685,958.00	
JCA	JC2443	FTG REVENUE COLLECTOR		619,148.67	-	
	TOTAL FUND		<u>\$ 66,809.73</u>	<u>\$ 619,148.67</u>	<u>\$ 685,958.00</u>	<u>\$ 0.40</u>
STATE AID TO INDIGENT DEFENSE FUND						
JCA	JC2445	FTG REVENUE COLLECTOR		\$ 150.68	\$ -	
	TOTAL FUND		<u>\$ 103,940.47</u>	<u>\$ 150.68</u>	<u>\$ -</u>	<u>\$ 104,091.15</u>
EMPLOYEE RECOGNITION FUND						
	TOTAL FUND		<u>\$ 342.55</u>	<u>\$ -</u>	<u>\$ -</u>	<u>\$ 342.55</u>
INTERGOVERNMENTAL AND INTERAGENCY SERVICE AGREEMENT FUND						
JCA	JC2500	EPI NON-APPROPRIATED		\$ 55,139.90	\$ 64,148.36	
	TOTAL FUND		<u>\$ 51,300.12</u>	<u>\$ 55,139.90</u>	<u>\$ 64,148.36</u>	<u>\$ 42,291.66</u>
DRUG AND GANG ENFORCEMENT FUND						
JCA	JC2516	CRIME CONTROL		\$ 4,875,698.97	\$ 4,173,113.64	
	TOTAL FUND		<u>\$ 2,873,630.08</u>	<u>\$ 4,875,698.97</u>	<u>\$ 4,173,113.64</u>	<u>\$ 3,576,215.41</u>
DEPARTMENT OF EMERGENCY AND MILITARY AFFAIRS						
MILITARY INSTALLATION FUND						
MAA	MA1010	MILITARY INSTALLATION		\$ -	\$ 5,079.56	
	TOTAL FUND		<u>\$ 2,268,346.56</u>	<u>\$ -</u>	<u>\$ 5,079.56</u>	<u>\$ 2,263,267.00</u>
EMERGENCY AND DISASTER FUND						
MAA	MA1990	EMERGENCY AND DISASTER FUND		\$ 4,000,000.00	\$ 6,789,683.01	
	TOTAL FUND		<u>\$ 7,805,674.05</u>	<u>\$ 4,000,000.00</u>	<u>\$ 6,789,683.01</u>	<u>\$ 5,015,991.04</u>
FEDERAL GRANT FUND						
MAA	MA2001	MITIGATION AND PREPAREDNESS		\$ 7,439,188.50	\$ 7,190,553.58	
MAA	MA2001	RESPONSE AND RECOVERY		6,142,808.41	7,178,455.46	
MAA	MA2002	MA FEDERAL FUNDING - AIR NATL GUARD		7,808,246.64	7,920,221.76	
MAA	MA2002	MA FEDERAL FUNDING - ARMY NATL GUARD		39,988,449.61	37,324,761.35	
	TOTAL FUND		<u>\$ 4,073,307.99</u>	<u>\$ 61,378,693.16</u>	<u>\$ 59,613,992.15</u>	<u>\$ 5,838,009.00</u>
CAMP NAVAJO FUND						
MAA	MA2106	CAMP NAVAJO		\$ 12,840,648.95	\$ 12,351,156.14	
	TOTAL FUND		<u>\$ 11,294,460.61</u>	<u>\$ 12,840,648.95</u>	<u>\$ 12,351,156.14</u>	<u>\$ 11,783,953.42</u>
MORALE WELFARE AND RECREATIONAL FUND						
MAA	MA2124	MWR PROGRAMS		\$ 59,948.58	\$ 16,244.87	
	TOTAL FUND		<u>\$ 266,306.15</u>	<u>\$ 59,948.58</u>	<u>\$ 16,244.87</u>	<u>\$ 310,009.86</u>
NUCLEAR EMERGENCY MANAGEMENT FUND						
MAA	MA2138	APPROPRIATED ACTIVITY		\$ 1,140,754.00	\$ 1,505,425.32	
MAA	MA2138	STATE OFF-SITE EMERGENCY PLANS		-	17,409.34	
	TOTAL FUND		<u>\$ 2,619,648.54</u>	<u>\$ 1,140,754.00</u>	<u>\$ 1,522,834.66</u>	<u>\$ 2,237,567.88</u>
NATIONAL GUARD FUND						
MAA	MA2140	ARMORY RENTALS		\$ 102,962.19	\$ 174,571.25	
	TOTAL FUND		<u>\$ 361,868.17</u>	<u>\$ 102,962.19</u>	<u>\$ 174,571.25</u>	<u>\$ 290,259.11</u>
STATE ARMORY PROPERTY FUND						
	TOTAL FUND		<u>\$ 960,160.00</u>	<u>\$ -</u>	<u>\$ -</u>	<u>\$ 960,160.00</u>
INTERGOVERNMENTAL AND INTERAGENCY SERVICE AGREEMENT FUND						
MAA	MA2500	INTERAGENCY AND INTERGOVERNMENTAL AGREEM		\$ 919,759.49	\$ 2,850,915.25	
	TOTAL FUND		<u>\$ 2,787,577.34</u>	<u>\$ 919,759.49</u>	<u>\$ 2,850,915.25</u>	<u>\$ 856,421.58</u>

See accompanying notes to financial statements.

STATE OF ARIZONA
STATEMENT OF REVENUES, EXPENDITURES AND CHANGES IN FUND BALANCE
BUDGETARY (LEGAL) BASIS
FOR THE YEAR ENDED JUNE 30, 2021

AGY	FUND	APPROPRIATION NAME	FUND BALANCE JULY 1, 2020	REVENUES AND TRANSFERS IN	EXPENDITURES AND TRANSFERS OUT	FUND BALANCE JUNE 30, 2021
EMERGENCY MANAGEMENT ASSISTANCE COMPACT REVOLVING FUND						
MAA	MA2602	EMERGENCY MANAGEMENT ASSISTANCE COMPACT FUND		\$ -	\$ (998,017.43)	
	TOTAL FUND		<u>\$ 300,000.00</u>	<u>\$ -</u>	<u>\$ (998,017.43)</u>	<u>\$ 1,298,017.43</u>
TITLE VI-CORONAVIRUS RELIEF FUND						
MAA	MA2975	TITLE VI-CORONAVIRUS RELIEF FUND APPROPRIATION		\$ 53,480,603.19	\$ 77,849,960.40	
	TOTAL FUND		<u>\$ 24,546,153.85</u>	<u>\$ 53,480,603.19</u>	<u>\$ 77,849,960.40</u>	<u>\$ 176,796.64</u>
CRISIS CONTINGENCY AND SAFETY NET FUND						
MAA	MA3240	CRISIS CONTINGENCY & SAFETY NET		\$ 120,000.00	\$ -	
	TOTAL FUND		<u>\$ -</u>	<u>\$ 120,000.00</u>	<u>\$ -</u>	<u>\$ 120,000.00</u>
INDIRECT COST RECOVERY FUND						
MAA	MA9000	INDIRECT COSTS		\$ 819,698.71	\$ 1,186,700.43	
	TOTAL FUND		<u>\$ 368,857.08</u>	<u>\$ 819,698.71</u>	<u>\$ 1,186,700.43</u>	<u>\$ 1,855.36</u>
BOARD OF EXECUTIVE CLEMENCY						
INTERGOVERNMENTAL AND INTERAGENCY SERVICE AGREEMENT FUND						
PPA	PP2500	VICTIM'S RIGHTS PROGRAM		\$ 30,100.00	\$ 36,262.35	
	TOTAL FUND		<u>\$ 6,294.67</u>	<u>\$ 30,100.00</u>	<u>\$ 36,262.35</u>	<u>\$ 132.32</u>
DEPARTMENT OF PUBLIC SAFETY						
CAPITOL POLICE ADMINISTRATIVE TOWING FUND						
PSA	PS1999	HIGHWAY PATROL DIVISION		\$ 900.00	\$ 3,747.50	
	TOTAL FUND		<u>\$ 23,788.12</u>	<u>\$ 900.00</u>	<u>\$ 3,747.50</u>	<u>\$ 20,940.62</u>
FEDERAL GRANT FUND						
PSA	PS2000	AGENCY SUPPORT DIVISION		\$ 45,930,851.00	\$ 46,953,145.75	
PSA	PS2000	COMMERCIAL VEHICLE ENFORCEMENT		8,678,133.91	8,515,398.31	
PSA	PS2000	COMMUNICATIONS GROUP		150,729.33	150,729.33	
PSA	PS2000	CRIMINAL INVESTIGATIONS		5,315,557.88	5,491,702.64	
PSA	PS2000	HIGHWAY PATROL DIVISION		2,543,148.47	2,493,693.97	
PSA	PS2000	LICENSING AND REGULATORY BUREAU		31,609.33	31,609.33	
PSA	PS2000	LOGISTICAL SUPPORT		99,689.00	99,689.00	
PSA	PS2000	RECORDS AND IDENTIFICATION BUREAU		252,203.36	682,661.35	
PSA	PS2000	SCIENTIFIC ANALYSIS		1,561,234.65	1,456,333.31	
PSA	PS2000	TECHNICAL SERVICES DIVISION		713,284.18	713,284.18	
	TOTAL FUND		<u>\$ 2,047,852.65</u>	<u>\$ 65,276,441.11</u>	<u>\$ 66,588,247.17</u>	<u>\$ 736,046.59</u>
STATE HIGHWAY FUND						
PSA	PS2030	APPROPRIATED ACTIVITY		\$ -	\$ 318,200.00	
PSA	PS2030	FUNDING SOURCE ADOT		318,200.00	-	
	TOTAL FUND		<u>\$ -</u>	<u>\$ 318,200.00</u>	<u>\$ 318,200.00</u>	<u>\$ -</u>
ARIZONA HIGHWAY PATROL FUND						
PSA	PS2032	APPROPRIATED ACTIVITY		\$ 47,326,936.00	\$ 240,461,441.82	
PSA	PS2032	REVENUE COLLECTOR - HIGHWAY PATROL FUND		216,946,715.35	-	
	TOTAL FUND		<u>\$ 47,273,037.70</u>	<u>\$ 264,273,651.35</u>	<u>\$ 240,461,441.82</u>	<u>\$ 71,085,247.23</u>
PEACE OFFICERS TRAINING FUND						
PSA	PS2049	APPROPRIATED ACTIVITY		\$ 782,461.49	\$ -	
PSA	PS2049	AZ POLICE OFFICER STANDARDS AND TRAINING		4,355,037.45	5,286,283.21	
	TOTAL FUND		<u>\$ 4,668,548.31</u>	<u>\$ 5,137,498.94</u>	<u>\$ 5,286,283.21</u>	<u>\$ 4,519,764.04</u>
DPS JOINT FUND CONTROL FUND						
PSA	PS2085	DPS JOINT FUND		\$ 211,543,640.39	\$ 270,420,426.71	
PSA	PS2085	EXPENDITURE OFFSET		-	(696,307.28)	
PSA	PS2085	OTHER EXPENDITURE ACTIVITY		-	696,307.28	
	TOTAL FUND		<u>\$ 66,865,575.32</u>	<u>\$ 211,543,640.39</u>	<u>\$ 270,420,426.71</u>	<u>\$ 7,988,789.00</u>
SAFETY ENFORCE AND TRANS INFRASTRUCTURE FUND						
PSA	PS2108	APPROPRIATED ACTIVITY		\$ 202,461.00	\$ 1,584,759.46	
PSA	PS2108	FUNDING SOURCE ADOT		1,432,164.54	-	
	TOTAL FUND		<u>\$ 207,197.02</u>	<u>\$ 1,634,625.54</u>	<u>\$ 1,584,759.46</u>	<u>\$ 257,063.10</u>

See accompanying notes to financial statements.

STATE OF ARIZONA
STATEMENT OF REVENUES, EXPENDITURES AND CHANGES IN FUND BALANCE
BUDGETARY (LEGAL) BASIS
FOR THE YEAR ENDED JUNE 30, 2021

AGY	FUND	APPROPRIATION NAME	FUND BALANCE JULY 1, 2020	REVENUES AND TRANSFERS IN	EXPENDITURES AND TRANSFERS OUT	FUND BALANCE JUNE 30, 2021
RECORDS PROCESSING FUND						
PSA	PS2278	AGENCY SUPPORT DIVISION		\$ 260,516.82	\$ 299,500.10	
PSA	PS2278	LICENSING AND REGULATORY BUREAU		4,360,530.50	4,056,849.39	
PSA	PS2278	RECORDS AND IDENTIFICATION BUREAU		646.94	8.49	
PSA	PS2278	SCIENTIFIC ANALYSIS		5,625.00	5,630.27	
	TOTAL FUND		\$ 477,365.31	\$ 4,627,319.26	\$ 4,361,988.25	\$ 742,696.32
RESOURCE CENTER FUND						
	TOTAL FUND		\$ 125,281.53	\$ -	\$ -	\$ 125,281.53
MOTOR VEHICLE LIABILITY INSURANCE ENFORCEMENT FUND						
PSA	PS2285	APPROPRIATED ACTIVITY		\$ 306,813.00	\$ 1,302,700.00	
PSA	PS2285	FUNDING SOURCE ADOT		1,302,700.00	-	
	TOTAL FUND		\$ -	\$ 1,609,513.00	\$ 1,302,700.00	\$ 306,813.00
DPS ADMINISTRATION FUND						
PSA	PS2322	AGENCY SUPPORT DIVISION		\$ 1,039,185.83	\$ 1,129,507.61	
PSA	PS2322	COMMUNICATIONS GROUP		1,037,582.69	887,914.02	
PSA	PS2322	CRIMINAL INVESTIGATIONS		26,327.80	37,006.26	
PSA	PS2322	HIGHWAY PATROL DIVISION		524,965.76	626,313.57	
PSA	PS2322	SCIENTIFIC ANALYSIS		350,424.64	432,442.44	
PSA	PS2322	TECHNICAL SERVICES DIVISION		158,592.80	134,653.78	
	TOTAL FUND		\$ 3,321,743.40	\$ 3,137,079.52	\$ 3,247,837.68	\$ 3,210,985.24
DEPARTMENT OF PUBLIC SAFETY FORENSICS FUND						
PSA	PS2370	APPROPRIATED ACTIVITY		\$ 4,076,779.00	\$ 18,062,440.46	
PSA	PS2370	FUNDING SOURCE ADOT		17,574,672.09	-	
	TOTAL FUND		\$ 2,522,935.73	\$ 21,651,451.09	\$ 18,062,440.46	\$ 6,111,946.36
MOTOR CARRIER SAFETY REVOLVING FUND						
PSA	PS2380	COMMERCIAL VEHICLE ENFORCEMENT		\$ 8.74	\$ 358.71	
	TOTAL FUND		\$ 26,520.17	\$ 8.74	\$ 358.71	\$ 26,170.20
FAMILIES OF FALLEN POLICE OFFICERS SPECIAL PLATE FUND						
PSA	PS2386	FAMILIES OF FALLEN POLICE SPECIAL PLATE		\$ 228,908.75	\$ 172,000.00	
	TOTAL FUND		\$ 42,935.11	\$ 228,908.75	\$ 172,000.00	\$ 99,843.86
PUBLIC SAFETY EQUIPMENT FUND						
PSA	PS2391	APPROPRIATED ACTIVITY		\$ 15,284.00	\$ 1,756,774.16	
PSA	PS2391	PS EQUIPMENT NON-APPROPRIATED		-	1,049,505.11	
PSA	PS2391	PUBLIC SAFETY EQUIPMENT REVENUE COLLECTR		3,238,089.97	-	
	TOTAL FUND		\$ 682,667.28	\$ 3,253,373.97	\$ 2,806,279.27	\$ 1,129,761.98
GANG IMMIGRATION INTEL TEAM ENFORCE MISSION FUND						
PSA	PS2396	APPROPRIATED ACTIVITY		\$ 1,454,029.00	\$ 3,132,138.61	
PSA	PS2396	GIITEM SUBACCOUNT REVENUE COLLECTOR		1,569,091.49	-	
	TOTAL FUND		\$ 3,132,549.39	\$ 3,023,120.49	\$ 3,132,138.61	\$ 3,023,531.27
FINGERPRINT CLEARANCE CARD FUND						
PSA	PS2433	APPROPRIATED ACTIVITY		\$ 1,356,429.00	\$ 1,647,867.15	
PSA	PS2433	LICENSING AND REGULATORY BUREAU		6,089,120.28	5,424,804.60	
	TOTAL FUND		\$ 2,964,829.48	\$ 7,445,549.28	\$ 7,072,671.75	\$ 3,337,707.01
BOARD OF FINGERPRINTING FUND						
PSA	PS2435	APPROPRIATED ACTIVITY		\$ -	\$ 250,669.90	
PSA	PS2435	LICENSING AND REGULATORY BUREAU		686,051.00	764,516.00	
	TOTAL FUND		\$ 479,453.43	\$ 686,051.00	\$ 1,015,185.90	\$ 150,318.53
STATE AID TO INDIGENT DEFENSE FUND						
PSA	PS2445	APPROPRIATED ACTIVITY		\$ -	\$ 737,921.69	
PSA	PS2445	FUNDING SOURCE ADOT		668,925.73	-	
	TOTAL FUND		\$ 318,732.18	\$ 668,925.73	\$ 737,921.69	\$ 249,736.22
MOTORCYCLE SAFETY FUND						
PSA	PS2479	APPROPRIATED ACTIVITY		\$ 205,000.00	\$ 205,000.00	
	TOTAL FUND		\$ -	\$ 205,000.00	\$ 205,000.00	\$ -

See accompanying notes to financial statements.

STATE OF ARIZONA
STATEMENT OF REVENUES, EXPENDITURES AND CHANGES IN FUND BALANCE
BUDGETARY (LEGAL) BASIS
FOR THE YEAR ENDED JUNE 30, 2021

AGY	FUND	APPROPRIATION NAME	FUND BALANCE JULY 1, 2020	REVENUES AND TRANSFERS IN	EXPENDITURES AND TRANSFERS OUT	FUND BALANCE JUNE 30, 2021
DEPARTMENT OF PUBLIC SAFETY LICENSING FUND						
PSA	PS2490	APPROPRIATED ACTIVITY		\$ 251,948.00	\$ -	
PSA	PS2490	LICENSING AND REGULATORY BUREAU		965,642.86	1,385,465.83	
TOTAL FUND			\$ 790,397.05	\$ 1,217,590.86	\$ 1,385,465.83	\$ 622,522.08
INTERGOVERNMENTAL AND INTERAGENCY SERVICE AGREEMENT FUND						
PSA	PS2500	AGENCY SUPPORT DIVISION		\$ 209,469.93	\$ 276,700.49	
PSA	PS2500	AVIATION		582,199.88	474,585.89	
PSA	PS2500	COMMERCIAL VEHICLE ENFORCEMENT		61,403.61	61,403.61	
PSA	PS2500	CRIMINAL INVESTIGATIONS		3,991,811.98	4,181,727.56	
PSA	PS2500	HIGHWAY PATROL DIVISION		3,956,648.62	4,277,906.85	
PSA	PS2500	SCIENTIFIC ANALYSIS		341,220.75	397,878.23	
PSA	PS2500	TECHNICAL SERVICES DIVISION		3,521,276.63	3,692,982.38	
TOTAL FUND			\$ 3,186,243.69	\$ 12,664,031.40	\$ 13,363,185.01	\$ 2,487,090.08
PARITY COMPENSATION FUND						
PSA	PS2510	APPROPRIATED ACTIVITY		\$ 978,766.00	\$ 4,175,242.68	
PSA	PS2510	FUNDING SOURCE ADOT		4,126,204.10	-	
TOTAL FUND			\$ 4,092,712.57	\$ 5,104,970.10	\$ 4,175,242.68	\$ 5,022,439.99
CONCEALED WEAPONS PERMIT FUND						
PSA	PS2518	APPROPRIATED ACTIVITY		\$ 318,921.00	\$ 2,658,729.96	
PSA	PS2518	REVENUE COLLECTOR - CONCEALED WEAPONS		4,871,660.00	-	
TOTAL FUND			\$ 1,391,736.64	\$ 5,190,581.00	\$ 2,658,729.96	\$ 3,923,587.68
VICTIMS' RIGHTS ENFORCEMENT FUND						
PSA	PS2519	VICTIMS RIGHTS ENFORCEMENT FUND		\$ 936,292.60	\$ 993,821.00	
TOTAL FUND			\$ 1,515,047.56	\$ 936,292.60	\$ 993,821.00	\$ 1,457,519.16
AUTOMATION PROJECTS FUND						
PSA	PS2566	APPROPRIATED ACTIVITY		\$ 410,000.00	\$ 410,000.00	
TOTAL FUND			\$ -	\$ 410,000.00	\$ 410,000.00	\$ -
TITLE VI-CORONAVIRUS RELIEF FUND						
PSA	PS2975	CORONAVIRUS RELIEF FUND APPROPRIATION		\$ 13,702,453.79	\$ 13,700,548.62	
TOTAL FUND			\$ -	\$ 13,702,453.79	\$ 13,700,548.62	\$ 1,905.17
PEACE OFFICER TRAINING EQUIPMENT FUND						
PSA	PS3075	APPROPRIATED ACTIVITY		\$ -	\$ 837,105.55	
PSA	PS3075	FUNDING SOURCE ADOT		1,449,266.59	-	
TOTAL FUND			\$ 432,777.78	\$ 1,449,266.59	\$ 837,105.55	\$ 1,044,938.82
PUBLIC SAFETY INTEROPERABILITY FUND			\$ 1,500,000.00	\$ -	\$ -	\$ 1,500,000.00
ANTI-RACKETEERING FUND						
PSA	PS3123	AGENCY SUPPORT DIVISION		\$ (2,403,089.18)	\$ 264,922.62	
PSA	PS3123	CRIMINAL INVESTIGATIONS		1,696,620.43	1,922,964.44	
PSA	PS3123	HIGHWAY PATROL DIVISION		-	146,976.07	
TOTAL FUND			\$ 11,537,420.27	\$ (706,468.75)	\$ 2,334,863.13	\$ 8,496,088.39
CRIMINAL JUSTICE ENHANCEMENT FUND						
PSA	PS3702	APPROPRIATED ACTIVITY		\$ 343,690.00	\$ 2,283,259.64	
PSA	PS3702	FUNDING SOURCE ADOT		2,243,928.73	-	
TOTAL FUND			\$ 941,006.27	\$ 2,587,618.73	\$ 2,283,259.64	\$ 1,245,365.36
RISK MANAGEMENT FUND						
PSA	PS4216	APPROPRIATED ACTIVITY		\$ -	\$ 1,408,600.00	
PSA	PS4216	OTHER NON APPROPRIATED ACTIVITY		1,408,600.00	-	
TOTAL FUND			\$ 18,993.09	\$ 1,408,600.00	\$ 1,408,600.00	\$ 18,993.09
INDIRECT COST RECOVERY FUND						
PSA	PS9000	AGENCY SUPPORT DIVISION		\$ 847,289.34	\$ 283,081.96	
PSA	PS9000	COMMERCIAL VEHICLE ENFORCEMENT		-	607,458.08	
PSA	PS9000	CRIMINAL INVESTIGATIONS		-	(150,861.28)	
PSA	PS9000	HIGHWAY PATROL DIVISION		-	40,096.54	
PSA	PS9000	LOGISTICAL SUPPORT		-	56,486.55	
PSA	PS9000	RECORDS AND IDENTIFICATION BUREAU		-	77,023.50	

See accompanying notes to financial statements.

STATE OF ARIZONA
STATEMENT OF REVENUES, EXPENDITURES AND CHANGES IN FUND BALANCE
BUDGETARY (LEGAL) BASIS
FOR THE YEAR ENDED JUNE 30, 2021

AGY	FUND	APPROPRIATION NAME	FUND BALANCE JULY 1, 2020	REVENUES AND TRANSFERS IN	EXPENDITURES AND TRANSFERS OUT	FUND BALANCE JUNE 30, 2021
PSA	PS9000	SCIENTIFIC ANALYSIS		-	70,782.44	
PSA	PS9000	TECHNICAL SERVICES DIVISION		-	(33,061.24)	
TOTAL FUND			\$ 2,925,885.53	\$ 847,289.34	\$ 951,006.55	\$ 2,822,168.32
TRANSPORTATION						
DEPARTMENT OF TRANSPORTATION						
STATE AVIATION FUND						
DTA	DT2005	APPROPRIATED ACTIVITY		\$ 18,540,959.66	\$ 16,528,682.05	
DTA	DT2005	AVIATION - FEDERAL REVENUE - EXPENDITURE		-	5,712,513.44	
DTA	DT2005	AVIATION REVENUE		15,612,495.09	-	
DTA	DT2005	FEDERAL AID - HWY		5,288,277.05	-	
DTA	DT2005	GRAND CANYON AIRPORT REVENUE		482,637.60	-	
TOTAL FUND			\$ 60,898,309.09	\$ 39,924,369.40	\$ 22,241,195.49	\$ 78,581,483.00
REGIONAL AREA ROAD FUND						
DTA	DT2029	FEDERAL AID - HWY		\$ 202,559,980.92	\$ 202,271,039.29	
DTA	DT2029	M-RARF CONSTRUCT FREEWAYS - OTH RT 56-2		324,932,633.63	289,148,064.00	
DTA	DT2029	M-RARF CONSTRUCTION		-	256,691.21	
DTA	DT2029	M-RARF MJR ARTRIAL - INTERSECT IMPR 10-5		59,239,624.14	40,492,472.35	
TOTAL FUND			\$ 466,608,680.32	\$ 586,732,238.69	\$ 532,168,266.85	\$ 521,172,652.16
STATE HIGHWAY FUND						
DTA	DT2030	511 PROGRAM		\$ 7,800.00	\$ 46,062.24	
DTA	DT2030	AD SPONSOR-INCIDENT RESPONSE UNIT		-	190,176.88	
DTA	DT2030	ADOT NON APPROPRIATED		3,031.49	-	
DTA	DT2030	APPROPRIATED ACTIVITY		30,873,838.30	553,549,681.52	
DTA	DT2030	FEDERAL AID - HWY		418,421,018.92	377,607,802.73	
DTA	DT2030	HIGHWAY CONSTRUCTION		5,057,153.80	98,784,269.06	
DTA	DT2030	HIGHWAY FUND REVENUE		651,306,669.88	-	
DTA	DT2030	INSURANCE RECOVERY		470,703.27	-	
DTA	DT2030	LOGO SIGN PROGRAM		6,854,201.98	2,426,676.83	
DTA	DT2030	OTHER NON APPROPRIATED ACTIVITY		(318,200.00)	-	
DTA	DT2030	POSTAGE FUND		11,947,062.03	5,027,737.69	
DTA	DT2030	PROPERTY INSURANCE AND RECOVERY		-	917,106.16	
DTA	DT2030	REGULAR 15PERCENT PHX MAG CONSTR		21,367,955.52	15,471,646.90	
DTA	DT2030	REGULAR 15PERCENT TUC-PAG CONSTR		99,391,060.47	60,894,876.45	
DTA	DT2044	APPROPRIATED ACTIVITY		-	5,392,335.35	
DTA	DT2044	INSURANCE RECOVERY		5,380,513.39	-	
TOTAL FUND			\$ 675,715,621.78	\$ 1,250,762,809.05	\$ 1,120,308,371.81	\$ 806,170,059.02
ARIZONA HIGHWAYS MAGAZINE FUND						
DTA	DT2031	ARIZONA HIGHWAYS MAGAZINE		\$ 4,971,599.43	\$ 4,803,800.15	
DTA	DT2031	OTHER EXPENDITURE ACTIVITY		-	4,998.75	
TOTAL FUND			\$ 2,899,719.93	\$ 4,971,599.43	\$ 4,808,798.90	\$ 3,062,520.46
TRANSPORTATION DEPARTMENT EQUIPMENT FUND						
DTA	DT2071	APPROPRIATED ACTIVITY		\$ (998,068.86)	\$ 19,168,553.77	
DTA	DT2071	EQR 3RD PARTY RECOVERY		(4,162.23)	-	
DTA	DT2071	EXPENDITURE OFFSET		-	(13,148,843.51)	
DTA	DT2071	OTHER EXPENDITURE ACTIVITY		-	12,789,020.20	
DTA	DT2071	REVENUE COLLECTIONS ADOT EQUIPMENT FUND		15,996,200.52	-	
TOTAL FUND			\$ 72,547,030.68	\$ 14,993,969.43	\$ 18,808,730.46	\$ 68,732,269.65
FEDERAL TRANSIT ADMINISTRATION FUND						
DTA	DT2097	FTA CONSOLIDATED PROGRAMS		\$ 32,073,679.42	\$ 30,868,660.35	
TOTAL FUND			\$ 368,855.07	\$ 32,073,679.42	\$ 30,868,660.35	\$ 1,573,874.14
SAFETY ENFORCE AND TRANS INFRASTRUCTURE FUND						
DTA	DT2108	APPROPRIATED ACTIVITY		\$ 1,765,924.88	\$ 599,095.40	
TOTAL FUND			\$ 374,931.98	\$ 1,765,924.88	\$ 599,095.40	\$ 1,541,761.46
ABANDONED VEHICLE ADMINISTRATION FUND						
DTA	DT2150	ABANDONED VEHICLE ADMINISTRATION		\$ 1,391,250.00	\$ 1,429,065.00	
TOTAL FUND			\$ 250,537.20	\$ 1,391,250.00	\$ 1,429,065.00	\$ 212,722.20

See accompanying notes to financial statements.

STATE OF ARIZONA
STATEMENT OF REVENUES, EXPENDITURES AND CHANGES IN FUND BALANCE
BUDGETARY (LEGAL) BASIS
FOR THE YEAR ENDED JUNE 30, 2021

AGY	FUND	APPROPRIATION NAME	FUND BALANCE JULY 1, 2020	REVENUES AND TRANSFERS IN	EXPENDITURES AND TRANSFERS OUT	FUND BALANCE JUNE 30, 2021
IGNITION INTERLOCK DEVICE FUND						
DTA	DT2208	APPROPRIATED ACTIVITY		\$ 281,212.00	\$ 296,935.43	
	TOTAL FUND		\$ 108,132.83	\$ 281,212.00	\$ 296,935.43	\$ 92,409.40
AIR QUALITY FUND						
DTA	DT2226	APPROPRIATED ACTIVITY		\$ 326,000.00	\$ 245,573.99	
	TOTAL FUND		\$ 66,346.51	\$ 326,000.00	\$ 245,573.99	\$ 146,772.52
ECONOMIC STRENGTH PROJECT FUND						
DTA	DT2244	ECONOMIC STRENGTH PROJECT		\$ 1,012,877.65	\$ 711,598.20	
	TOTAL FUND		\$ 3,376,435.18	\$ 1,012,877.65	\$ 711,598.20	\$ 3,677,714.63
CASH DEPOSITS FUND						
DTA	DT2266	DEBT SERVICE SERIES 1992B		\$ 546,176.66	\$ -	
	TOTAL FUND		\$ 367,918.61	\$ 546,176.66	\$ -	\$ 914,095.27
VEHICLE INSPECTION AND CERTIFICATE OF TITLE ENFORCEMENT FUND						
DTA	DT2272	APPROPRIATED ACTIVITY		\$ 1,398,416.34	\$ 1,370,474.39	
	TOTAL FUND		\$ 1,232,872.19	\$ 1,398,416.34	\$ 1,370,474.39	\$ 1,260,814.14
MOTOR VEHICLE LIABILITY INS ENFORCEMENT FUND						
DTA	DT2285	APPROPRIATED ACTIVITY		\$ -	\$ 2,023,840.91	
DTA	DT2285	MTR VHCL LIABILITY INS ENF ADMIN		2,633,754.13	-	
DTA	DT2285	OTHER NON APPROPRIATED ACTIVITY		(1,302,700.00)	-	
	TOTAL FUND		\$ 7,805,777.91	\$ 1,331,054.13	\$ 2,023,840.91	\$ 7,112,991.13
MOTOR CARRIER SAFETY REVOLVING FUND						
DTA	DT2380	MOTOR CARRIER SAFETY PROGRAM		\$ -	\$ 2,659.71	
	TOTAL FUND		\$ 3,164.18	\$ -	\$ 2,659.71	\$ 504.47
SHARED LOCATION AND ADVERTISING AGREEMENTS EXPENSE FUND						
DTA	DT2414	THE SHARED LOCATION - ADVERTISING AGRMNT		\$ 7.04	\$ 157.41	
	TOTAL FUND		\$ 75,299.68	\$ 7.04	\$ 157.41	\$ 75,149.31
HIGHWAY EXPANSION AND EXTENSION LOAN PROGRAM FUND						
DTA	DT2417	HELP - RESTRICTED		\$ 5,690.12	\$ -	
	TOTAL FUND		\$ 1,217,820.41	\$ 5,690.12	\$ -	\$ 1,223,510.53
EMPLOYEE RECOGNITION FUND						
DTA	DT2449	EMPLOYEE AWARDS AND RECOGNITION		\$ 11,585.92	\$ 9,606.76	
	TOTAL FUND		\$ 18,235.23	\$ 11,585.92	\$ 9,606.76	\$ 20,214.39
GRANT ANTICIPATION NOTES FUND						
DTA	DT2463	ADOT NON APPROPRIATED		\$ 59,947,042.67	\$ 67,622,479.39	
	TOTAL FUND		\$ 11,180,528.64	\$ 59,947,042.67	\$ 67,622,479.39	\$ 3,505,091.92
INTERGOVERNMENTAL AND INTERAGENCY SERVICE AGREEMENT FUND						
DTA	DT2500	EQR 3RD PARTY RECOVERY		\$ 10,630,003.40	\$ 10,354,796.39	
DTA	DT2500	IGA/ISA APPROPRIATION		260,870.11	213,400.14	
DTA	DT2500	UNDERGROUND STORAGE TANK ADMIN		276,629.52	265,593.82	
	TOTAL FUND		\$ 593,197.22	\$ 11,167,503.03	\$ 10,833,790.35	\$ 926,909.90
AUTOMATION PROJECTS FUND						
	TOTAL FUND		\$ 4,273.75	\$ -	\$ -	\$ 4,273.75
MOTOR VEHICLE DEALER ENFORCEMENT FUND						
DTA	DT2609	APPROPRIATED ACTIVITY		\$ 117,561.70	\$ -	
	TOTAL FUND		\$ 216,389.71	\$ 117,561.70	\$ -	\$ 333,951.41
STATEWIDE SPECIAL PLATES FUND						
DTA	DT2650	SPECIAL PLATES		\$ 4,911,868.98	\$ 4,567,490.32	
	TOTAL FUND		\$ 1,784,905.18	\$ 4,911,868.98	\$ 4,567,490.32	\$ 2,129,283.84
TITLE VI-CORONAVIRUS RELIEF FUND						
DTA	DT2975	CORONAVIRUS RELIEF		\$ 2,877,100.00	\$ 2,877,100.00	
	TOTAL FUND		\$ -	\$ 2,877,100.00	\$ 2,877,100.00	\$ -
GOVERNOR'S EMERGENCY EDUCATION RELIEF FUND						

See accompanying notes to financial statements.

STATE OF ARIZONA
STATEMENT OF REVENUES, EXPENDITURES AND CHANGES IN FUND BALANCE
BUDGETARY (LEGAL) BASIS
FOR THE YEAR ENDED JUNE 30, 2021

AGY	FUND	APPROPRIATION NAME	FUND BALANCE JULY 1, 2020	REVENUES AND TRANSFERS IN	EXPENDITURES AND TRANSFERS OUT	FUND BALANCE JUNE 30, 2021
DTA	DT2980	GOVERNOR'S EMERGENCY EDUCATION RELIEF FUND		\$ 918,668.30	\$ 1,104,960.41	
	TOTAL FUND		\$ -	\$ 918,668.30	\$ 1,104,960.41	\$ (186,292.11)
ARIZONA HIGHWAY USER REVENUE FUND						
DTA	DT3113	APPROPRIATED ACTIVITY		\$ 679,900.00	\$ 650,545.93	
DTA	DT3113	HIGHWAY USER REVENUE		842,374,253.70	857,546,752.51	
	TOTAL FUND		\$ 98,014,285.52	\$ 843,054,153.70	\$ 858,197,298.44	\$ 82,871,140.78
ADOT MVD CLEARING FUND						
DTA	DT3153	INTERNATIONAL FUEL TAX AGREEMENT		\$ 1,287,990.51	\$ -	
DTA	DT3153	IRP PRORATE		80,798.06	-	
DTA	DT3153	MVD REVENUE CLEARING		687,124,173.71	676,135,555.79	
	TOTAL FUND		\$ 90,685,674.98	\$ 688,492,962.28	\$ 676,135,555.79	\$ 103,043,081.47
LOCAL AGENCY DEPOSITS FUND						
DTA	DT3701	FEDERAL AID - HWY		\$ 84,510,223.76	\$ 83,355,223.79	
DTA	DT3701	LOCAL AGENCY DEPOSITS		6,972,299.35	5,589,529.01	
	TOTAL FUND		\$ 11,362,030.86	\$ 91,482,523.11	\$ 88,944,752.80	\$ 13,899,801.17
UNDERGROUND STORAGE TANK CLEARING FUND						
DTA	DT3728	UNDRGROUND STORAGE TANK TAX CLRNG		\$ 1,564,035.94	\$ -	
	TOTAL FUND		\$ 2,324,625.11	\$ 1,564,035.94	\$ -	\$ 3,888,661.05
RENTAL TAX AND BOND DEPOSIT FUND						
DTA	DT3737	DEBT SERVICE SERIES 1992B		\$ (4,500.00)	\$ -	
DTA	DT3737	HIGHWAY PROPERTY RENTALS-24PERCENT LIEU TAX		(5,964.59)	-	
DTA	DT3737	RIGHT OF WAY PRIVILEGE TAX		-	265.78	
	TOTAL FUND		\$ 43,159.99	\$ (10,464.59)	\$ 265.78	\$ 32,429.62
HIGHWAY BOND PROCEEDS FUND						
DTA	DT5004	ADOT NON APPROPRIATED		\$ 140,176,600.18	\$ 140,163,092.54	
	TOTAL FUND		\$ 106,535.53	\$ 140,176,600.18	\$ 140,163,092.54	\$ 120,043.17
RARF BOND PROCEEDS DEBT SERVICE FUND						
DTA	DT5008	ADOT NON APPROPRIATED		\$ 143,688,292.15	\$ 142,397,912.28	
	TOTAL FUND		\$ 263,970.36	\$ 143,688,292.15	\$ 142,397,912.28	\$ 1,554,350.23
NATURAL RESOURCES						
DEPARTMENT OF FORESTRY AND FIRE MANAGEMENT						
ARSON DETECTION REWARD FUND						
FOA	FO2169	ARSON REWARD PAYOUTS		\$ 4,855.58	\$ -	
	TOTAL FUND		\$ 99,596.91	\$ 4,855.58	\$ -	\$ 104,452.49
COOPERATIVE FORESTRY FUND						
FOA	FO2233	CO-OP FEDERAL GRANTS		\$ 4,681,357.55	\$ 4,843,021.62	
FOA	FO2234	OTHER FORESTRY PROGRAMS		1,527,736.78	1,001,233.12	
FOA	FO2235	CO-OP INMATE FIRE CREWS		693,901.48	689,925.89	
	TOTAL FUND		\$ 2,732,094.18	\$ 6,902,995.81	\$ 6,534,180.63	\$ 3,100,909.36
FIRE SUPPRESSION FUND						
FOA	FO2360	FIRE PREPAREDNESS & SUPPRESSION		\$ 50,314,720.81	\$ 50,100,618.38	
FOA	FO2361	PRE-POSITIONING		1,077,031.56	1,077,031.56	
	TOTAL FUND		\$ 15.69	\$ 51,391,752.37	\$ 51,177,649.94	\$ 214,118.12
NONNATIVE VEGETATION SPECIES ERADICATION FUND						
FOA	FO2456	NONNATIVE VEGETATION SPECIES ERADICATION FUND		\$ 1,000,000.00	\$ 947,096.15	
	TOTAL FUND		\$ 1,880,394.58	\$ 1,000,000.00	\$ 947,096.15	\$ 1,933,298.43
INTERGOVERNMENTAL AND INTERAGENCY SERVICE AGREEMENT FUND						
FOA	FO2500	INTERAGENCY FUND		\$ 2,716,630.27	\$ 1,840,593.33	
	TOTAL FUND		\$ 1,656,371.20	\$ 2,716,630.27	\$ 1,840,593.33	\$ 2,532,408.14
TRAMPOLINE COURT SAFETY FUND						
FOA	FO2578	TRAMPOLINE SAFETY		\$ 700.00	\$ -	
	TOTAL FUND		\$ 8,394.00	\$ 700.00	\$ -	\$ 9,094.00

See accompanying notes to financial statements.

STATE OF ARIZONA
STATEMENT OF REVENUES, EXPENDITURES AND CHANGES IN FUND BALANCE
BUDGETARY (LEGAL) BASIS
FOR THE YEAR ENDED JUNE 30, 2021

AGY	FUND	APPROPRIATION NAME	FUND BALANCE JULY 1, 2020	REVENUES AND TRANSFERS IN	EXPENDITURES AND TRANSFERS OUT	FUND BALANCE JUNE 30, 2021
INDIRECT COST RECOVERY FUND						
FOA	FO9000	CO-OP FEDERAL GRANTS		\$ 828,275.18	\$ 968,132.17	
TOTAL FUND			\$ 689,750.75	\$ 828,275.18	\$ 968,132.17	\$ 549,893.76
ARIZONA GAME AND FISH DEPARTMENT						
FEDERAL GRANT FUND						
GFA	GF2000	WILDLIFE MANAGEMENT		\$ 24.31	\$ -	
TOTAL FUND			\$ 5,450.98	\$ 24.31	\$ -	\$ 5,475.29
GAME AND FISH FUND						
GFA	GF2027	APPROPRIATED ACTIVITY		\$ 5,164.56	\$ 36,595,585.24	
GFA	GF2027	REVENUE COLLECTIONS - APPROP FUNDS		39,870,987.00	-	
GFA	GF2029	SMALL CONTRACTS		65,365.99	92,849.73	
TOTAL FUND			\$ 37,358,439.77	\$ 39,941,517.55	\$ 36,688,434.97	\$ 40,611,522.35
GAME AND FISH REVOLVING FUND						
GFA	GF2028	SHOOTING RANGE OPERATIONS		\$ 769.87	\$ -	
GFA	GF2028	SMALL CONTRACTS		4,746,606.28	6,772,230.50	
GFA	GF2028	WILDLIFE MANAGEMENT		36,053,200.32	32,095,824.29	
TOTAL FUND			\$ 2,327,120.90	\$ 40,800,576.47	\$ 38,868,054.79	\$ 4,259,642.58
LAND WATER CONSERVATION RECREATION DEVELOPMENT FUND						
GFA	GF2036	REVENUE COLLECTIONS - APPROP FUNDS		\$ 158.90	\$ -	
TOTAL FUND			\$ 34,079.81	\$ 158.90	\$ -	\$ 34,238.71
CONSERVATION DEVELOPMENT FUND						
GFA	GF2062	WILDLIFE MANAGEMENT		\$ 1,438,036.16	\$ 1,009,700.00	
TOTAL FUND			\$ 2,193,282.26	\$ 1,438,036.16	\$ 1,009,700.00	\$ 2,621,618.42
WATERCRAFT LICENSING FUND						
GFA	GF2079	APPROPRIATED ACTIVITY		\$ 650.00	\$ 4,510,184.45	
GFA	GF2079	REVENUE COLLECTIONS - APPROP FUNDS		4,523,884.64	-	
TOTAL FUND			\$ 6,109,893.58	\$ 4,524,534.64	\$ 4,510,184.45	\$ 6,124,243.77
WILDLIFE THEFT PREVENTION FUND						
GFA	GF2080	OPERATIONS		\$ 286,672.81	\$ 85,918.84	
GFA	GF2080	OTHER NON APPROPRIATED ACTIVITY		(90,845.32)	-	
TOTAL FUND			\$ 90,086.27	\$ 195,827.49	\$ 85,918.84	\$ 199,994.92
GAME NON GAME FISH AND ENDANGERED SPECIES FUND						
GFA	GF2127	APPROPRIATED ACTIVITY		\$ -	\$ 211,057.58	
GFA	GF2127	REVENUE COLLECTIONS - APPROP FUNDS		470,630.81	-	
TOTAL FUND			\$ 580,350.53	\$ 470,630.81	\$ 211,057.58	\$ 839,923.76
CAPITAL IMPROVEMENT FUND						
GFA	GF2203	APPROPRIATED ACTIVITY		\$ -	\$ 1,001,371.50	
GFA	GF2203	REVENUE COLLECTIONS - APPROP FUNDS		1,001,221.06	-	
TOTAL FUND			\$ 1,979.97	\$ 1,001,221.06	\$ 1,001,371.50	\$ 1,829.53
OFF-HIGHWAY VEHICLE RECREATION FUND						
GFA	GF2253	WATERCRAFT MGMT - OFF-HIGHWAY VEHICLES		\$ 2,233,295.96	\$ 1,583,215.81	
TOTAL FUND			\$ 1,013,337.67	\$ 2,233,295.96	\$ 1,583,215.81	\$ 1,663,417.82
WILDLIFE ENDOWMENT FUND						
GFA	GF2279	APPROPRIATED ACTIVITY		\$ -	\$ 39,571.07	
GFA	GF2279	REVENUE COLLECTIONS - APPROP FUNDS		452,679.33	-	
TOTAL FUND			\$ 3,620,332.13	\$ 452,679.33	\$ 39,571.07	\$ 4,033,440.39
GAME AND FISH COMMISSION HERITAGE FUND						
GFA	GF2290	WILDLIFE MANAGEMENT		\$ 497,608.66	\$ 506,810.46	
GFA	GF2291	WILDLIFE MANAGEMENT		1,513,492.85	1,490,521.07	
GFA	GF2292	WILDLIFE MANAGEMENT		190,365.47	129,647.81	
GFA	GF2293	WILDLIFE MANAGEMENT		494,789.91	611,362.94	
GFA	GF2294	WILDLIFE MANAGEMENT		2,335,301.78	314,400.57	
GFA	GF2295	WILDLIFE MANAGEMENT		3,578,687.45	3,713,495.73	

See accompanying notes to financial statements.

STATE OF ARIZONA
STATEMENT OF REVENUES, EXPENDITURES AND CHANGES IN FUND BALANCE
BUDGETARY (LEGAL) BASIS
FOR THE YEAR ENDED JUNE 30, 2021

AGY	FUND	APPROPRIATION NAME	FUND BALANCE JULY 1, 2020	REVENUES AND TRANSFERS IN	EXPENDITURES AND TRANSFERS OUT	FUND BALANCE JUNE 30, 2021
GFA	GF2296	WILDLIFE MANAGEMENT		1,481,372.99	1,479,005.78	
	TOTAL FUND		<u>\$ 13,000,872.03</u>	<u>\$ 10,091,619.11</u>	<u>\$ 8,245,244.36</u>	<u>\$ 14,847,246.78</u>
FIREARMS SAFETY AND RANGES FUND						
GFA	GF2442	SHOOTING RANGE OPERATIONS		\$ 29,388.37	\$ 19,498.57	
GFA	GF2442	WILDLIFE MANAGEMENT		2,380.00	-	
	TOTAL FUND		<u>\$ 97,016.94</u>	<u>\$ 31,768.37</u>	<u>\$ 19,498.57</u>	<u>\$ 109,286.74</u>
ARIZONA WILDLIFE CONSERVATION FUND						
GFA	GF2497	WILDLIFE MANAGEMENT		\$ 7,177,565.63	\$ 9,381,541.46	
	TOTAL FUND		<u>\$ 7,461,305.82</u>	<u>\$ 7,177,565.63</u>	<u>\$ 9,381,541.46</u>	<u>\$ 5,257,329.99</u>
INTERGOVERNMENTAL AND INTERAGENCY SERVICE AGREEMENT FUND						
			<u>\$ 17,283.49</u>	<u>\$ -</u>	<u>\$ -</u>	<u>\$ 17,283.49</u>
WILDLIFE HABITAT RESTORATION AND ENHANCEMENT FUND						
			<u>\$ 449.56</u>	<u>\$ -</u>	<u>\$ -</u>	<u>\$ 449.56</u>
CREDIT CARD CLEARING FUND						
GFA	GF2600	CREDIT CARD CLEARING		\$ (1,103.75)	\$ -	
	TOTAL FUND		<u>\$ (4,081.52)</u>	<u>\$ (1,103.75)</u>	<u>\$ -</u>	<u>\$ (5,185.27)</u>
GAME AND FISH TRUST FUND						
GFA	GF3111	OPERATIONS		\$ 2,153,499.67	\$ 3,425,739.90	
GFA	GF3111	REVENUE COLLECTIONS - NON-APPROP FUNDS		2,221,994.04	-	
GFA	GF3111	WILDLIFE MANAGEMENT		(5.33)	-	
	TOTAL FUND		<u>\$ 15,327,064.05</u>	<u>\$ 4,375,488.38</u>	<u>\$ 3,425,739.90</u>	<u>\$ 16,276,812.53</u>
GAME FISH IN-LIEU FEE PRGM RESTORATION ENDOWMENT TRUST FUND						
GFA	GF3167	WILDLIFE MANAGEMENT		\$ 1,500,813.27	\$ 388,573.29	
	TOTAL FUND		<u>\$ 4,389,328.05</u>	<u>\$ 1,500,813.27</u>	<u>\$ 388,573.29</u>	<u>\$ 5,501,568.03</u>
GAME AND FISH CALIFORNIA COLLECTION STAMP FUND						
GFA	GF3709	REVENUE COLLECTIONS - NON-APPROP FUNDS		\$ 212.79	\$ -	
	TOTAL FUND		<u>\$ 41,387.07</u>	<u>\$ 212.79</u>	<u>\$ -</u>	<u>\$ 41,599.86</u>
GAME AND FISH STAMPS FUND						
GFA	GF3711	AGENCY FUNDS		\$ (419.02)	\$ -	
GFA	GF3711	REVENUE COLLECTIONS - NON-APPROP FUNDS		771.18	-	
	TOTAL FUND		<u>\$ 140,182.82</u>	<u>\$ 352.16</u>	<u>\$ -</u>	<u>\$ 140,534.98</u>
GAME AND FISH BIG GAME PERMIT FUND						
GFA	GF3712	REVENUE COLLECTIONS - NON-APPROP FUNDS		\$ 1,820.63	\$ -	
	TOTAL FUND		<u>\$ 355,077.60</u>	<u>\$ 1,820.63</u>	<u>\$ -</u>	<u>\$ 356,898.23</u>
GAME AND FISH KAIBAB CO-OP FUND						
GFA	GF3714	REVENUE COLLECTIONS - NON-APPROP FUNDS		\$ 570.14	\$ -	
	TOTAL FUND		<u>\$ 122,213.05</u>	<u>\$ 570.14</u>	<u>\$ -</u>	<u>\$ 122,783.19</u>
GAME AND FISH PUBLICATIONS REVOLVING FUND						
GFA	GF4007	OPERATIONS		\$ 196,270.64	\$ 220,641.90	
	TOTAL FUND		<u>\$ 87,534.72</u>	<u>\$ 196,270.64</u>	<u>\$ 220,641.90</u>	<u>\$ 63,163.46</u>
INDIRECT COST RECOVERY FUND						
GFA	GF9000	ADMINISTRATION		\$ 9,299.78	\$ 8,930,333.29	
GFA	GF9000	SMALL CONTRACTS		7,083,195.27	-	
	TOTAL FUND		<u>\$ 3,897,510.49</u>	<u>\$ 7,092,495.05</u>	<u>\$ 8,930,333.29</u>	<u>\$ 2,059,672.25</u>
LAND DEPARTMENT						
FEDERAL RECLAMATION TRUST FUND						
LDA	LD2024	FEDERAL RECLAMATION TRUST		\$ 509.56	\$ -	
	TOTAL FUND		<u>\$ 46,343.18</u>	<u>\$ 509.56</u>	<u>\$ -</u>	<u>\$ 46,852.74</u>
CENTRAL AZ PROJECT MUNICIPAL-INDUSTRIAL REPAYMENT FUND						
			<u>\$ 9,883.88</u>	<u>\$ -</u>	<u>\$ -</u>	<u>\$ 9,883.88</u>
RISK MANAGEMENT FUND						
			<u>\$ 343,024.83</u>	<u>\$ -</u>	<u>\$ -</u>	<u>\$ 343,024.83</u>
LAND - NON-GOVERNMENTAL AGREEMENTS FUND						
			<u>\$ 136,160.53</u>	<u>\$ -</u>	<u>\$ -</u>	<u>\$ 136,160.53</u>

See accompanying notes to financial statements.

STATE OF ARIZONA
STATEMENT OF REVENUES, EXPENDITURES AND CHANGES IN FUND BALANCE
BUDGETARY (LEGAL) BASIS
FOR THE YEAR ENDED JUNE 30, 2021

AGY	FUND	APPROPRIATION NAME	FUND BALANCE JULY 1, 2020	REVENUES AND TRANSFERS IN	EXPENDITURES AND TRANSFERS OUT	FUND BALANCE JUNE 30, 2021
OFF-HIGHWAY VEHICLE RECREATION FUND						
LDA	LD2253	OFF-HIGHWAY VEHICLE RECREATION		\$ 449,568.54	\$ 265,281.81	
	TOTAL FUND		<u>\$ 411,665.07</u>	<u>\$ 449,568.54</u>	<u>\$ 265,281.81</u>	<u>\$ 595,951.80</u>
ENVIRONMENTAL SPECIAL PLATE FUND						
LDA	LD2274	APPROPRIATED ACTIVITY		\$ 192,336.59	\$ 192,189.96	
	TOTAL FUND		<u>\$ 56,625.13</u>	<u>\$ 192,336.59</u>	<u>\$ 192,189.96</u>	<u>\$ 56,771.76</u>
	EMPLOYEE RECOGNITION FUND		<u>\$ 18.86</u>	<u>\$ -</u>	<u>\$ -</u>	<u>\$ 18.86</u>
STATE LAND DEPARTMENT FUND						
LDA	LD2451	PREPAID FEES		\$ -	\$ 26,710.00	
LDA	LD2452	PREPAID FEES		137,203.22	134,256.89	
LDA	LD2453	PREPAID FEES		231,225.00	406,415.00	
LDA	LD2455	PREPAID FEES		5,900,000.00	-	
	TOTAL FUND		<u>\$ 16,001,676.48</u>	<u>\$ 6,268,428.22</u>	<u>\$ 567,381.89</u>	<u>\$ 21,702,722.81</u>
	INTERGOVERNMENTAL AND INTERAGENCY SERVICE AGREEMENT FUND		<u>\$ 24,000.00</u>	<u>\$ -</u>	<u>\$ -</u>	<u>\$ 24,000.00</u>
DUE DILIGENCE FUND						
LDA	LD2526	APPROPRIATED ACTIVITY		\$ 1,006,114.00	\$ 470,139.00	
	TOTAL FUND		<u>\$ 238,719.54</u>	<u>\$ 1,006,114.00</u>	<u>\$ 470,139.00</u>	<u>\$ 774,694.54</u>
	UNIVERSITIES LAND FUND		<u>\$ 98,711.58</u>	<u>\$ -</u>	<u>\$ -</u>	<u>\$ 98,711.58</u>
TRUST LAND MANAGEMENT FUND						
LDA	LD3146	APPROPRIATED ACTIVITY		\$ 19,978.98	\$ 6,309,980.04	
LDA	LD3146	REVENUE COLLECTIONS		18,293,389.20	-	
	TOTAL FUND		<u>\$ 8,208,046.82</u>	<u>\$ 18,313,368.18</u>	<u>\$ 6,309,980.04</u>	<u>\$ 20,211,434.96</u>
	RIPARIAN TRUST FUND		<u>\$ 6,623.22</u>	<u>\$ -</u>	<u>\$ -</u>	<u>\$ 6,623.22</u>
LAND CLEARANCE FUND						
LDA	LD3732	LAND CLEARING ACCOUNT		\$ 29,450,204.92	\$ -	
LDA	LD3752	BROKER COMMISSIONS		1,035,000.00	1,035,000.00	
	TOTAL FUND		<u>\$ 11,979,598.20</u>	<u>\$ 30,485,204.92</u>	<u>\$ 1,035,000.00</u>	<u>\$ 41,429,803.12</u>
RESOURCE ANALYSIS REVOLVING FUND						
LDA	LD4009	GIS PROJECTS		\$ 68,415.63	\$ 104,447.46	
	TOTAL FUND		<u>\$ 175,955.01</u>	<u>\$ 68,415.63</u>	<u>\$ 104,447.46</u>	<u>\$ 139,923.18</u>
NAVIGABLE STREAM ADJUDICATION COMMISSION						
ARIZONA WATER BANKING FUND						
NSA	NS2110	OTHER NON APPROPRIATED ACTIVITY		\$ (122,080.72)	\$ -	
	TOTAL FUND		<u>\$ 474,853.42</u>	<u>\$ (122,080.72)</u>	<u>\$ -</u>	<u>\$ 352,772.70</u>
	INTERGOVERNMENTAL AND INTERAGENCY SERVICE AGREEMENT FUND		<u>\$ 222.53</u>	<u>\$ -</u>	<u>\$ -</u>	<u>\$ 222.53</u>
ARIZONA STATE PARKS BOARD						
FEDERAL GRANT FUND						
PRA	PR2000	FEDERAL GRANTS - PROJECTS TO STATE PARKS		\$ 556.50	\$ 856.50	
PRA	PR2000	FEDERAL HPF PASS THRU GRANTS		62,891.65	64,922.85	
PRA	PR2000	FEDERAL HPF SHPO OPERATIONS - SUPPORT		855,702.00	835,870.50	
PRA	PR2000	FEDERAL LWCF PASS THRU GRANTS		1,271,548.88	1,271,584.88	
PRA	PR2000	FEDERAL RECREATIONAL TRAILS PROGRAM		1,805,537.83	1,817,076.11	
	TOTAL FUND		<u>\$ 291,084.76</u>	<u>\$ 3,996,236.86</u>	<u>\$ 3,990,310.84</u>	<u>\$ 297,010.78</u>
STATE LAKE IMPROVEMENT FUND						
PRA	PR2106	SLIF ADMINISTRATION		\$ 1,638.28	\$ 7,955,621.35	
PRA	PR2106	SLIF STATE PARKS CAPITAL IMPROVEMENT		-	128,993.99	
PRA	PR2106	SLIF TEMP HOLDING FOR CAPITAL OUTLAY		-	868,149.67	
PRA	PR2106	STATE LAKE IMPROVEMENT REVENUE		8,348,807.62	17,625.00	
	TOTAL FUND		<u>\$ 8,648,047.98</u>	<u>\$ 8,350,445.90</u>	<u>\$ 8,970,390.01</u>	<u>\$ 8,028,103.87</u>

See accompanying notes to financial statements.

STATE OF ARIZONA
STATEMENT OF REVENUES, EXPENDITURES AND CHANGES IN FUND BALANCE
BUDGETARY (LEGAL) BASIS
FOR THE YEAR ENDED JUNE 30, 2021

AGY	FUND	APPROPRIATION NAME	FUND BALANCE JULY 1, 2020	REVENUES AND TRANSFERS IN	EXPENDITURES AND TRANSFERS OUT	FUND BALANCE JUNE 30, 2021
STATE PARKS REVENUE FUND						
PRA	PR2202	APPROPRIATED ACTIVITY		\$ 34,860.98	\$ 17,275,244.70	
PRA	PR2202	GIFT SHOP PROGRAM		1,027,741.19	-	
PRA	PR2202	PRIOR YEAR ADJUSTMENT		2,200.00	-	
PRA	PR2202	RESERVATIONS-REVENUE		275,199.78	-	
PRA	PR2202	SPRF USER FEES - REVENUES		20,940,830.84	-	
	TOTAL FUND		\$ 27,735,840.03	\$ 22,280,832.79	\$ 17,275,244.70	\$ 32,741,428.12
OFF-HIGHWAY VEHICLE RECREATION FUND						
PRA	PR2253	OFF HIGHWAY VEHICLE		\$ -	\$ 164,859.00	
PRA	PR2253	OFF HIGHWAY VEHICLE PARKS OPERATIONS		-	17,565.61	
PRA	PR2253	OFF HIGHWAY VEHICLE REVENUE		3,566,658.25	-	
PRA	PR2253	OHV PASS THRU GRANTS		-	1,533,255.10	
PRA	PR2253	OHV PROGRAM ADMINISTRATION		-	233,713.63	
PRA	PR2253	OHV PROGRAMS AND AID		-	13,878.10	
	TOTAL FUND		\$ 10,074,365.66	\$ 3,566,658.25	\$ 1,963,271.44	\$ 11,677,752.47
LAND CONSERVATION FUND						
PRA	PR2434	LCF ADMINISTRATION		\$ 1.73	\$ -	
	TOTAL FUND		\$ 94,803.64	\$ 1.73	\$ -	\$ 94,805.37
PARTNERSHIP FUND						
PRA	PR2448	NON FEDERAL GRANTS TO STATE PARKS		\$ 8.48	\$ -	
PRA	PR2448	NON-FEDERAL IGA PROJECTS TO STATE PARKS		2,935,582.83	2,786,421.32	
PRA	PR2448	SURCHARGE ADMINISTRATION		(11,451.90)	(7,226.48)	
	TOTAL FUND		\$ 626,447.18	\$ 2,924,139.41	\$ 2,779,194.84	\$ 771,391.75
CREDIT CARD CLEARING FUND						
PRA	PR2600	RESERVATIONS-REVENUE		\$ 124,517.32	\$ -	
	TOTAL FUND		\$ -	\$ 124,517.32	\$ -	\$ 124,517.32
TITLE VI-CORONAVIRUS RELIEF FUND						
PRA	PR2975	SLIF ADMINISTRATION		\$ 35,744.74	\$ 35,744.74	
	TOTAL FUND		\$ -	\$ 35,744.74	\$ 35,744.74	\$ -
STATE PARKS DONATIONS FUND						
PRA	PR3117	DONATIONS TO STATE PARKS		\$ 51,022.52	\$ 13,370.30	
	TOTAL FUND		\$ 528,262.07	\$ 51,022.52	\$ 13,370.30	\$ 565,914.29
SUSTAINABLE STATE PARKS AND ROADS FUND						
PRA	PR3125	SUSTAINABLE PARKS & ROADS DONATIONS		\$ 96,810.85	\$ (239,569.66)	
	TOTAL FUND		\$ 186,671.63	\$ 96,810.85	\$ (239,569.66)	\$ 523,052.14
DEPARTMENT OF WATER RESOURCES						
FLOOD WARNING SYSTEM FUND						
WCA	WC1021	DAM SAFETY - FLOOD WARNING		\$ 1,675.92	\$ 1,173.00	
	TOTAL FUND		\$ 365,755.60	\$ 1,675.92	\$ 1,173.00	\$ 366,258.52
ARIZONA WATER PROTECTION FUND						
WCA	WC1302	WATER PROTECTION FUND		\$ 250,548.24	\$ 1,538,835.70	
WCA	WC1303	WATER PROTECTION FUND		173,499.87	174,570.90	
	TOTAL FUND		\$ 3,428,028.06	\$ 424,048.11	\$ 1,713,406.60	\$ 2,138,669.57
FEDERAL GRANT FUND						
WCA	WC2000	DAM SAFETY - FLOOD WARNING		\$ 408,824.66	\$ 397,550.34	
	TOTAL FUND		\$ 504,045.62	\$ 408,824.66	\$ 397,550.34	\$ 515,319.94
	STATEWIDE DONATIONS FUND		\$ 177,492.94	\$ -	\$ -	\$ 177,492.94
ARIZONA WATER BANKING FUND						
WCA	WC2111	WATER BANKING AUTHORITY		\$ 2,187,849.85	\$ 2,111,276.00	
WCA	WC2112	WATER BANKING AUTHORITY		443,118.96	244,108.00	
WCA	WC2113	WATER BANKING AUTHORITY		209,143.75	650,136.00	
WCA	WC2114	WATER BANKING AUTHORITY		2,110,885.00	2,110,885.00	
WCA	WC2115	WATER BANKING AUTHORITY		303,689.68	303,689.68	
WCA	WC2117	WATER BANKING AUTHORITY		93.11	-	

See accompanying notes to financial statements.

STATE OF ARIZONA
STATEMENT OF REVENUES, EXPENDITURES AND CHANGES IN FUND BALANCE
BUDGETARY (LEGAL) BASIS
FOR THE YEAR ENDED JUNE 30, 2021

AGY	FUND	APPROPRIATION NAME	FUND BALANCE JULY 1, 2020	REVENUES AND TRANSFERS IN	EXPENDITURES AND TRANSFERS OUT	FUND BALANCE JUNE 30, 2021
WCA	WC2118	WATER BANKING AUTHORITY		195.95	-	
WCA	WC2121	APPROPRIATED ACTIVITY		-	1,208,357.43	
WCA	WC2121	WATER BANKING AUTHORITY		1,720,276.99	971,743.10	
	TOTAL FUND		<u>\$ 2,995,815.27</u>	<u>\$ 6,975,253.29</u>	<u>\$ 7,600,195.21</u>	<u>\$ 2,370,873.35</u>
GENERAL ADJUDICATION FUND						
WCA	WC2191	SURFACE WATER ADMIN - ADJUDICATION		\$ 16,063.44	\$ 13,143.44	
	TOTAL FUND		<u>\$ 32,894.60</u>	<u>\$ 16,063.44</u>	<u>\$ 13,143.44</u>	<u>\$ 35,814.60</u>
DAM REPAIR FUND						
WCA	WC2218	DAM SAFETY - FLOOD WARNING		\$ 95,546.91	\$ -	
	TOTAL FUND		<u>\$ 6,364,263.51</u>	<u>\$ 95,546.91</u>	<u>\$ -</u>	<u>\$ 6,459,810.42</u>
ARIZONA WATER QUALITY FUND						
WCA	WC2304	GROUNDWATER MANAGEMENT		\$ 141,494.69	\$ 238,076.96	
	TOTAL FUND		<u>\$ 417,582.02</u>	<u>\$ 141,494.69</u>	<u>\$ 238,076.96</u>	<u>\$ 320,999.75</u>
WATER RESOURCES FUND						
WCA	WC2398	APPROPRIATED ACTIVITY		\$ (200.00)	\$ 672,101.46	
WCA	WC2398	OPERATING REVENUES		945,421.53	-	
	TOTAL FUND		<u>\$ 5,400,285.24</u>	<u>\$ 945,221.53</u>	<u>\$ 672,101.46</u>	<u>\$ 5,673,405.31</u>
PUBLICATION AND MAILING FUND						
	TOTAL FUND		<u>\$ 7,114.41</u>	<u>\$ -</u>	<u>\$ -</u>	<u>\$ 7,114.41</u>
PRODUCTION AND COPYING FUND						
WCA	WC2411	GROUNDWATER MANAGEMENT		\$ 40.55	\$ -	
	TOTAL FUND		<u>\$ 2,262.87</u>	<u>\$ 40.55</u>	<u>\$ -</u>	<u>\$ 2,303.42</u>
EMPLOYEE RECOGNITION FUND						
WCA	WC2449	AGENCY SUPPORT		\$ 189.00	\$ 614.51	
	TOTAL FUND		<u>\$ 902.96</u>	<u>\$ 189.00</u>	<u>\$ 614.51</u>	<u>\$ 477.45</u>
WELL ADMINISTRATION FUND						
WCA	WC2491	GROUNDWATER MANAGEMENT		\$ 704,576.59	\$ 729,422.04	
	TOTAL FUND		<u>\$ 1,655,932.32</u>	<u>\$ 704,576.59</u>	<u>\$ 729,422.04</u>	<u>\$ 1,631,086.87</u>
INTERGOVERNMENTAL AND INTERAGENCY SERVICE AGREEMENT FUND						
WCA	WC2500	DAM SAFETY - FLOOD WARNING		\$ 384,000.00	\$ 98,469.04	
WCA	WC2500	HYDROLOGY		69,000.00	123,086.96	
	TOTAL FUND		<u>\$ 315,875.73</u>	<u>\$ 453,000.00</u>	<u>\$ 221,556.00</u>	<u>\$ 547,319.73</u>
ASSURED AND ADEQUATE WATER SUPPLY ADMIN FUND						
WCA	WC2509	APPROPRIATED ACTIVITY		\$ -	\$ 213,129.38	
WCA	WC2509	OPERATING REVENUES		211,299.98	-	
	TOTAL FUND		<u>\$ 591,910.10</u>	<u>\$ 211,299.98</u>	<u>\$ 213,129.38</u>	<u>\$ 590,080.70</u>
COLORADO RIVER WATER USE FEE CLEARING ACCOUNT FUND						
WCA	WC2538	STATEWIDE PLANNING		\$ 30,255.73	\$ 30,255.73	
	TOTAL FUND		<u>\$ -</u>	<u>\$ 30,255.73</u>	<u>\$ 30,255.73</u>	<u>\$ -</u>
CREDIT CARD CLEARING FUND						
WCA	WC2600	OPERATING REVENUES		\$ 54,473.05	\$ -	
	TOTAL FUND		<u>\$ 10,353.29</u>	<u>\$ 54,473.05</u>	<u>\$ -</u>	<u>\$ 64,826.34</u>
TEMP GROUNDWATER AND IRRIGATION EFFICIENCY PROJECTS FUND						
WCA	WC3220	COLORADO RIVER MANAGEMENT		\$ 16,274,401.99	\$ 18,306,226.03	
	TOTAL FUND		<u>\$ 28,931,958.00</u>	<u>\$ 16,274,401.99</u>	<u>\$ 18,306,226.03</u>	<u>\$ 26,900,133.96</u>
ARIZONA SYSTEM CONSERVATION FUND						
WCA	WC3221	COLORADO RIVER MANAGEMENT		\$ 5,376,130.30	\$ 11,540,000.00	
	TOTAL FUND		<u>\$ 25,024,230.00</u>	<u>\$ 5,376,130.30</u>	<u>\$ 11,540,000.00</u>	<u>\$ 18,860,360.30</u>
DROUGHT MITIGATION REVOLVING FUND						
WCA	WC3230	DROUGHT MITIGATION BOARD		\$ 160,000,000.00	\$ -	
	TOTAL FUND		<u>\$ -</u>	<u>\$ 160,000,000.00</u>	<u>\$ -</u>	<u>\$ 160,000,000.00</u>
AUGMENTATION AND CONSERVATION ASSISTANCE FUND						

See accompanying notes to financial statements.

STATE OF ARIZONA
STATEMENT OF REVENUES, EXPENDITURES AND CHANGES IN FUND BALANCE
BUDGETARY (LEGAL) BASIS
FOR THE YEAR ENDED JUNE 30, 2021

AGY	FUND	APPROPRIATION NAME	FUND BALANCE JULY 1, 2020	REVENUES AND TRANSFERS IN	EXPENDITURES AND TRANSFERS OUT	FUND BALANCE JUNE 30, 2021
WCA	WC4010	GROUNDWATER MANAGEMENT		\$ 196,542.93	\$ 460,571.89	
WCA	WC4021	GROUNDWATER MANAGEMENT		38,874.78	59,550.00	
WCA	WC4030	GROUNDWATER MANAGEMENT		14,358.35	45,374.00	
WCA	WC4040	GROUNDWATER MANAGEMENT		356,996.87	350,000.00	
WCA	WC4070	GROUNDWATER MANAGEMENT		30,856.14	-	
WCA	WC4080	GROUNDWATER MANAGEMENT		-	87,739.00	
	TOTAL FUND		\$ 3,908,026.88	\$ 637,629.07	\$ 1,003,234.89	\$ 3,542,421.06
PURCHASE AND RETIREMENT FUND						
WCA	WC4110	GROUNDWATER MANAGEMENT		\$ 497.62	\$ -	
WCA	WC4140	GROUNDWATER MANAGEMENT		174.39	-	
	TOTAL FUND		\$ 147,828.88	\$ 672.01	\$ -	\$ 148,500.89
INDIRECT COST RECOVERY FUND						
WCA	WC9000	AGENCY SUPPORT		\$ 242,304.38	\$ 102,158.09	
WCA	WC9000	DAM SAFETY - FLOOD WARNING		104,035.72	231,330.52	
	TOTAL FUND		\$ 1,666,343.64	\$ 346,340.10	\$ 333,488.61	\$ 1,679,195.13

See accompanying notes to financial statements.

STATE OF ARIZONA
NOTES TO FINANCIAL STATEMENTS
JUNE 30, 2021

Note 1. – Summary of Significant Accounting Policies

The accounting policies of the State of Arizona (State) are in conformity with Generally Accepted Accounting Principles (GAAP) as applicable to governmental units and are consistent with the Arizona Revised Statutes. Although accounts are separately maintained for each fund in the accompanying financial statements, funds that have similar characteristics have been combined into fund types.

A. Basis of Accounting

The Annual Financial Report is prepared for funds on a cash basis of accounting in accordance with State law. Under the cash basis of accounting, revenues and expenditures are recognized when recorded in the State's central accounting system, the Arizona Financial Information System (AFIS). No adjustment has been made to revenues or expenditures for unrecorded accounts receivable, accounts payable, deferred revenue or other accrual. Disbursements of appropriated monies, including related operating transfers, are reported as expenditures. The audited financial statements prepared in accordance with GAAP are published annually in the State's Annual Comprehensive Financial Report (ACFR).

B. Reporting Entity

The accompanying General Fund cash basis financial statements include transactions of the following funds and accounts: the Tax Refund Account, the Urban Revenue Sharing Fund, the Excise Fund, and the Special Collections Account. These funds were included in the financial statements for the fiscal years ending June 30, 2020 and 2021 (FY20 and FY21) to more accurately reflect ending General Fund Total Cash.

C. Fiscal Year Reporting

In accordance with A.R.S. § 35-102, the State operates on a fiscal year beginning July 1 and ending on the subsequent June 30. This report primarily covers Fiscal Year 2021 (FY21), the fiscal period ending June 30, 2021.

D. Budgets and Appropriations Accounting

The State follows these procedures in establishing the budgetary data reflected in the financial statements:

1. Annually the Governor submits to the Legislature a proposed operating and capital outlay budget for the fiscal year commencing the following July 1. This document includes proposed expenditures and the means of financing them.
2. Public hearings are then conducted during legislative sessions.
3. Prior to July 1, the budget is enacted through passage and approval of bills containing appropriations.
4. Appropriation accounting is then employed as a management tool to monitor the appropriated monies.

E. Rounding Differences

The information shown in the financial statements has been rounded to the nearest dollar, and therefore, minor differences may be found when adding the columns down or the rows across. The rounding differences are inconsequential.

Note 2. – Description of Financial Statements

- A. The accompanying financial statements include a Comparative Balance Sheet and a Statement of Revenues, Expenditures, and Changes in Fund Balance for the General Fund. The Comparative Balance Sheet for the General Fund provides additional detail in arriving at the amount for total assets and liabilities. The separate line items are composed of Cash with the State Treasurer (which may include cash and cash equivalents), Cash Not with the State Treasurer, and various receivable and payable items. This presentation provides additional transparency of the financial

STATE OF ARIZONA
NOTES TO FINANCIAL STATEMENTS
JUNE 30, 2021

Note 2. – Description of Financial Statements (Continued)

statements and highlights the difference between Cash and Fund Balance. Two items of particular note:

RV1032 – Proposition 100 (2010) - Revenue collections in RV1032 are voter restricted by the 2010 Proposition 100. The measure amended Article IX of the Arizona State Constitution, raising the state sales tax from 5.6% to 6.6%, and included a clause to automatically repeal the increase on May 31, 2013. Two-thirds of the revenue was designated for primary and secondary education, while one-third of the revenue was designated for both health and human services and public safety. The revenue flows to the State General Fund, yet it has specific uses. While this temporary sales tax was repealed on May 31, 2013, there are certain tax activities (e.g. corrections) that allow collections to continue and activity to occur in this fund.

RV1510 – GF/Rio Nuevo Distribution posting error: At the close of FY 2021, General Fund distribution was overstated by \$1,089,408. This amount should not have been included in the General Fund as this was a pending distribution for Rio Nuevo. The correction will be made in FY 2022. Based on internal review and analysis, it was determined no adjustment to the AFR is required as this is a net zero adjustment.

- B. The Statement of Expenditures - Appropriation to Actual, Budgetary (Legal) Basis is presented for all General Fund appropriations, including all capital appropriations from the General Fund. Note the following EMMA disclosure:

Pursuant to Laws 2021, Chapter 408, Section 101, the Department of Administration was appropriated \$977,100,000 from the State General Fund for the defeasance of the Certificates of Participation and Lottery Revenue Bonds allocated as follows:

- \$65,850,000 for Series 2016, Certificates of Participation. The final closing amount was \$65,635,453.
- \$171,700,000 for Series 2015A, School Facilities Board, Certificates of Participation. The final closing amount was \$171,454,091.
- \$269,550,000 for Series 2019, Lottery Revenue Refunding Bonds. The final closing amount was \$266,706,482.
- \$470,000,000 for Series 2019A, Certificates of Participation. The final closing amount was \$467,030,188.

- C. Administrative Adjustments are shown as Note 12 to the financial statements.

- D. The General Fund is presented prominently in the Annual Financial Report (AFR) due to its significance. The Statements of Revenues, Expenditures and Changes in Fund Balance are presented for all other funds as accounted for in the AFIS. The statements include beginning and ending balances for the current fiscal year as well as appropriated and non-appropriated activity in each fund. See Note 6 for additional detail on these statements.

Note 3. – Statement of Expenditures – Appropriation (Budget) to Actual – Description of Selected Columns

- A. Supplemental Appropriations and Adjustments

The column titled Supplemental Appropriations, Mid-Year Reversions and Adjustments, shown on the Statement of Expenditures – Appropriation (Budget) to Actual, includes the following:

Supplemental and Special Appropriations are either the additional spending authority (appropriation) granted by the Legislature after the General Appropriations Act is approved or other Session Law appropriations granted by the Legislature to a State agency or department for a specific program or purpose.

Transfers and adjustments are the movements of monies or spending authority between or within funds, departments, and programs in accordance with the Arizona Revised Statutes.

Mid-year reversions (when applicable) are the return of spending authority (appropriation) originally granted to a State agency or department through the appropriation process prior to the completion of the authorized spending period.

- B. Lapsed Appropriations

In accordance with A.R.S. § 35-190, except as otherwise provided by law, all appropriations lapse after the close of the fiscal year. The unused spending authority (appropriation) which was originally granted to a State agency or department

STATE OF ARIZONA
NOTES TO FINANCIAL STATEMENTS
JUNE 30, 2021

Note 3. – Statement of Expenditures – Appropriation (Budget) to Actual – Description of Selected Columns (Continued)

through the appropriation process expires. The term “reversion” is sometimes used in reference to these lapsed appropriations. The amount of lapsed appropriations from the General Fund for FY21 is \$1,002,533,761 from General Operations.

C. Continuing Appropriations

A continuing appropriation is spending authority that, once established, is continuous, period after period, until amended or revoked. In the State of Arizona, continuing appropriations are primarily for construction or other projects that take longer than one year to complete. The total General Fund reserved for continuing appropriations of \$566,786,642 is comprised of \$187,941,768 from General Operations, \$378,844,874 from Capital Outlay.

Note 4. – Budget Stabilization Fund

A.R.S. § 35-144 established the Budget Stabilization Fund (BSF) in 1990. The BSF is sometimes referred to as the rainy day fund. The purpose of the BSF is to normalize the financial fluctuations of the State’s high and low growth rates. The amount of cash transferred to or from the BSF and the General Fund - General Operations is established by statutory formula and other laws. No operating expenditures may be made from the BSF. However, Laws 2020, Chapter 58, Senate Bill 1692, Section 107 appropriated \$25,000,000 from the BSF to provide temporary operating funding for cash flow purposes to the Department of Economic Security, which required repayment. The Department of Economic Security pursued using the \$25,000,000 appropriation that was authorized and fully reimbursed it to the Budget Stabilization Fund on August 4, 2021.

Interest earned on pooled investments with the State Treasurer is the basic revenue source of the BSF. The FY21 fund balance for the BSF decreased from \$978,370,981 to \$972,246,529. The decrease of (\$6,124,452) was due to interest earnings of \$5,144,631; and net transfers out of the BSF in the amount of (\$11,269,083).

Note 5. – Proposition 301

Proposition 301 was passed in the November 2000 general election. The passage of Proposition 301 approved (1) an increase in the state transaction privilege (sales) tax and the state use tax of six-tenths of one per cent to raise revenues in support of education and a state income tax credit in mitigation of those tax increases; (2) inflation adjustments in state aid for education; (3) a termination of an exemption from education funding revenue control limits for excess utility costs; and (4) a limitation on the school district qualifying tax rates and the county equalization assistance for education rate.

Beginning in FY19, the legislature authorized additional Proposition 301 appropriations that are duplicative of A.R.S. § 42-5029 appropriations. These duplicative appropriations are shown in the AFR on pages 78-79. No expenditures were recorded related to the duplicative appropriations and the appropriation authority is shown as lapsed.

Note 6. – Statement of Revenues, Expenditures and Changes in Fund Balance

A.R.S. § 35-131.E, requires the AFR to include all appropriated and non-appropriated monies. The General Fund is presented prominently in the AFR due to its significance. In accordance with the statute, the Statement of Revenues, Expenditures and Changes in Fund Balance presents appropriated and non-appropriated activity for all other funds accounted for in the AFIS as well as beginning and ending balances for each fund. As required, this report includes non-appropriated activity in the same detail as the General Fund. When applicable, the Statement includes appropriated activity for each fund, summarized within a single line item labeled “Appropriated Activity.”

During the course of the report compilation, a number of funds with negative balances were noted. No analysis of the accounts that comprise the negative balances was conducted as to the cause or the resolution. The following funds were noted with negative balances:

STATE OF ARIZONA
NOTES TO FINANCIAL STATEMENTS
JUNE 30, 2021

Note 6. – Statement of Revenues, Expenditures and Changes in Fund Balance (Continued)

Federal Grant Fund – Department of Agriculture (AH2000)
Credit Card Clearing Fund – Corporation Commission (CC2600)
Federal Grant Fund – Early Childhood Development and Health Board (CD2000)
Federal Grant Fund – Department of Corrections (DC2000)
Governor’s Emergency Education Relief Fund – Department of Transportation (DT2980)
Federal Grant Fund – Office of Economic Opportunity (EO2000)
Federal Grant Fund – Department of Environmental Quality (EV8001 EV8002 EV8003 EV8004 EV8241 EV8302 EV8811)
IGA and ISA Fund – Department of Environmental Quality (EV9500)
Federal Grant Fund – Arizona Finance Authority (FA4310)
Credit Card Clearing Fund – Game and Fish Department (GF2600)
Credit Card Clearing Fund – Arizona Historical Society (HI2600)
Federal Grant Fund – Department of Homeland Security (HL2000)
Credit Card Clearing Fund – Health Services (HS2600)
Public Health Emergencies Fund – Health Services (HS2775)
DHS Internal Services Fund – Health Services (HS4202)
Federal Grant Fund – Department of Insurance and Financial Institutions (ID2000)
Credit Card Clearing Fund – Department of Insurance and Financial Institutions (ID2600)
Receivership Liquidation Fund – Department of Insurance and Financial Institutions (ID3104)
Unclaimed Property Fund – Department of Revenue (RV1520)
LGIP-COP Investment Held for Trustee Fund – State Treasurer (TR3171)
Treasurer Administrative Fund – State Treasurer (TR3736)
Local Trans Assistance Fund – State Treasurer (TR3848)

Certain accrual adjustments are recorded in the AFIS consistent with the statutory or legal basis upon which the AFR is prepared and has not been modified. Current year adjustments to prior year accruals, such as refunds of prior years’ expenditures or adjustments to long-term debts or receivables, are reflected in the Fund Balance report as an adjustment to the beginning fund balance.

Additionally, other entries are current year transactions and are shown as Revenue and Expenditure Offsets. Revenue offsets are frequently the result of adjustments to amounts recorded as Due to Other funds. Expenditure offsets are most commonly related to depreciation and adjustment of fixed assets. Revenue and Expenditure Offsets are recorded in the Fund Balance Report in their respective revenue and expenditure columns. Furthermore, a number of funds have year-end cash balances in the AFIS, but other balance sheet accounts offset the cash resulting in a net fund balance of zero. This occurs most commonly with the Credit Card Clearing Fund.

Fund activity in the Fund Balance Report is shown on the statewide fund level within each agency. Some statewide funds have activity with more than one agency, and the report separates the activity within each agency. For this year’s AFR, the Corrections Fund has activity with more than one agency. The report separates the activity by fund and agency within the administrative agency.

Note 7. – Disproportionate Share Hospital Payments

Hospitals that have a qualifying Low-Income Utilization Rate and uncompensated care costs are eligible to participate in the Disproportionate Share Hospital Program (DSH) which provides supplemental funding to those participating hospitals. In the State of Arizona, the Arizona Health Care Cost Containment System (AHCCCS), under a Medicaid State Plan approved by the Centers for Medicare and Medicaid Services (CMS) of the U.S. Department of Health and Human Services, and the Arizona State Legislature, is authorized to make payments to Arizona hospitals that provided care to a disproportionate share of the State’s indigent population. Under the approved waiver, AHCCCS transferred \$84,858,600.28 to the State General Fund in FY21. For context, the Affordable Care Act requires annual aggregate reductions to the program totaling \$18.6 billion through Federal Fiscal Year (FFY) 2020 beginning with a \$500 million reduction in FFY 2014. However, the Protecting Access to Medicare Act delayed the DSH reductions until FFY 2017, the Medicare Access and CHIP Reauthorization Act delayed the reductions until FFY 2018, and the Balanced Budget Act

STATE OF ARIZONA
NOTES TO FINANCIAL STATEMENTS
JUNE 30, 2021

Note 7. – Disproportionate Share Hospital Payments (Continued)

of 2018 further delayed the reduction to FFY 2020. Under a series of Continuing Appropriations Acts (P.L. 116-59, P.L. 116-69, and P.L. 116-94) along with the Coronavirus Aid, Relief, and Economic Security Act, have further delayed the reduction until December 1, 2020. The 2020 Consolidated Appropriations Act (P.L. 116-260) further delayed the DSH reduction until FFY 2024. Starting in FFY 2024, the aggregate reductions to the Medicaid DSH allotments equal \$8.0 billion per year from 2024-2027.

Note 8. – Credit Card Payments by Governmental Entities

A.R.S. § 35-391 B. requires governmental entities to disclose in their annual financial report the amount of any reward, discount, incentive or other financial consideration received resulting from the use of credit card payments by governmental entities. During FY21, \$573,217 in incentives were received from the use of credit card payments by State agencies, excluding universities.

Note 9. – Tax Deferral

In late March 2020, the State took administrative action to extend the filing date for state Individual and Corporate Income Tax returns from April 15, 2020 to July 15, 2020. This filing deferral resulted in tax revenue collections that would have been received in FY20 to be received early FY21. As a result, these revenues are reported in this year's AFR.

Note 10. – Coronavirus Relief Fund and American Rescue Plan Act of 2021

The COVID-19 pandemic affected the normal operations and expenses of many State agencies. The Federal government CARES Act state/local government aid allocation, known as the Coronavirus Relief Fund (CRF) provides resources to state/local governments. In addition, on March 11, 2021 the Federal government American Rescue Plan Act (ARPA) – Coronavirus State and Local Fiscal Recovery Funds (SLFRF) was signed into law on March 11, 2021. This Act provides resources to State agencies to respond and to contain the economic and public health impacts of COVID-19. The CRF and SLFRF uses for State government may have temporary impacts to ending fund balances. While some of this activity is reflected in the current report, there will be additional actions by the State through December 31, 2021 to allocate remaining CRF resources and through December 31, 2024 to allocate remaining SLFRF resources.

STATE OF ARIZONA
NOTES TO FINANCIAL STATEMENTS
JUNE 30, 2021

Note 11. – Combining Financial Statements

The following schedules provide additional detail related to the combination of fund information for financial statement presentation. The statements consist of General Operating Fund and two restricted funds: School Accountability Account (Proposition 301) and Budget Stabilization Fund.

STATE OF ARIZONA
GENERAL FUND
COMBINING BALANCE SHEET
AS OF JUNE 30, 2021
(expressed in thousands)

	General Operating Fund	School Accountability Account (Proposition 301)	Budget Stabilization Fund	Total General Fund
ASSETS				
Cash With The State Treasurer	\$ 1,809,875	\$ -	\$ 972,247	\$ 2,782,122
Less: Payments Outstanding	<u>318,587</u>	-	-	<u>318,587</u>
Net Cash with State Treasurer	1,491,288	-	972,247	2,463,535
Cash Not with State Treasurer	<u>143</u>	-	-	<u>143</u>
Total Cash	1,491,431	-	972,247	2,463,678
Net Receivables	<u>8,391</u>	-	-	<u>8,391</u>
TOTAL ASSETS	<u>\$ 1,499,822</u>	<u>\$ -</u>	<u>\$ 972,247</u>	<u>\$ 2,472,069</u>
LIABILITIES AND FUND BALANCE				
LIABILITIES				
Claims Payable	\$ 6,850	\$ -	\$ -	\$ 6,850
Other Payables	<u>31,406</u>	-	-	<u>31,406</u>
TOTAL LIABILITIES	<u>\$ 38,256</u>	<u>\$ -</u>	<u>\$ -</u>	<u>\$ 38,256</u>
FUND BALANCE				
Restricted				
Budget Stabilization Fund	\$ -	\$ -	\$ 972,247	\$ 972,247
School Accountability Account (Proposition 301)	-	-	-	-
Reserved For:				
Continuing Appropriations	566,787	-	-	566,787
Revolving Funds	143	-	-	143
Unreserved	<u>894,636</u>	-	-	<u>894,636</u>
TOTAL FUND BALANCE	<u>\$ 1,461,566</u>	<u>\$ -</u>	<u>\$ 972,247</u>	<u>\$ 2,433,813</u>
TOTAL LIABILITIES AND FUND BALANCE	<u>\$ 1,499,822</u>	<u>\$ -</u>	<u>\$ 972,247</u>	<u>\$ 2,472,069</u>

STATE OF ARIZONA
NOTES TO FINANCIAL STATEMENTS
JUNE 30, 2021

Note 11. – Combining Financial Statements (Continued)

STATE OF ARIZONA
GENERAL FUND
COMBINING STATEMENT OF CHANGES IN FUND BALANCE
FOR THE FISCAL YEAR ENDED JUNE 30, 2021
(expressed in thousands)

	General Operating Fund	School Accountability Account (Proposition 301)	Budget Stabilization Fund	Total General Fund
FUND BALANCE, JULY 1, 2020	\$ 515,643	\$ 17,633	\$ 978,371	\$ 1,511,647
CHANGES IN FUND BALANCE:				
General Operating Fund				
Revenues	\$ 13,981,740	\$ 1,276	\$ -	\$ 13,983,016
Expenditures	(13,169,301)	(18,909)	-	(13,188,210)
Other Financing Sources (Uses):				
Transfers In - Other	133,484	-	-	133,484
Budget Stabilization Fund				
Interest Earnings	-	-	5,145	5,145
Transfers In - From General Operating Fund	-	-	-	-
Transfers In - Other	-	-	25,903	25,903
Transfers Out - Other	-	-	(37,172)	(37,172)
TOTAL CHANGES IN FUND BALANCE	\$ 945,923	\$ (17,633)	\$ (6,124)	\$ 922,166
FUND BALANCE, JUNE 30, 2021	\$ 1,461,566	\$ -	\$ 972,247	\$ 2,433,813

STATE OF ARIZONA
NOTES TO FINANCIAL STATEMENTS
JUNE 30, 2021

Note 12. – Administrative Adjustments

The following expenditures were made in accordance with A.R.S. § 35-191 during FY21 for obligations incurred in FY20 and, therefore related to FY20 general fund appropriations.

Administrative Adjustments for Fiscal Year 2019-2020 Appropriations

<u>GENERAL GOVERNMENT</u>		<u>HEALTH AND WELFARE</u>	
Department of Administration	\$ 89,840	Commission of African-American Affairs	\$ 660
Attorney General (Department of Law)	284,250	Department of Child Safety	37,961,819
Board of Equalization	42,958	Department of Economic Security	18,968,847
Office of Economic Opportunity	881	Governor's Office on Tribal Relations	1,074
Court of Appeals Division I	53,126	AHCCCS	15,425,665
Department of Revenue	48,314	Department of Health Services	5,915,477
State Treasurer	219,345	Department of Veterans' Services	1,167,116
Supreme Court (Including Superior Court)	191,159	TOTAL HEALTH AND WELFARE	<u>\$ 79,440,658</u>
Secretary of State	724,687		
Board of Tax Appeals	751		
TOTAL GENERAL GOVERNMENT	<u>\$ 1,655,311</u>		
 <u>INSPECTION AND REGULATION</u>		 <u>EDUCATION</u>	
Department of Agriculture	\$ 40,292	Commission for Postsecondary Educ.	\$ 633
Mine Inspector	34,739	Board of Education	38,078
Dept of Insurance and Financial Institutions	205,850	Department of Education	1,338,800
TOTAL INSPECTION AND REGULATION	<u>\$ 280,881</u>	Prescott Historical Society	29,056
		Board of Regents	60
		Schools for the Deaf and the Blind	136,189
		School Facilities Board	11,500
		TOTAL EDUCATION	<u>\$ 1,554,316</u>
 <u>PROTECTION AND SAFETY</u>		 <u>NATURAL RESOURCES</u>	
Department of Corrections	\$ 20,227,261	Department of Land	\$ 41,467
Department of Juvenile Corrections	225,888	Navigable Stream Adjudication Comm.	468
Department of Emergency and Military Affairs	68,239	Department of Forestry and Fire Mgmt.	117,963
Board of Executive Clemency	16,231	Department of Water Resources	133,226
Department of Public Safety	331,488	TOTAL NATURAL RESOURCES	<u>\$ 293,124</u>
TOTAL PROTECTION AND SAFETY	<u>\$ 20,869,107</u>		

SUMMARY

GENERAL GOVERNMENT	\$ 1,655,311
HEALTH AND WELFARE	79,440,658
INSPECTION AND REGULATION	280,881
EDUCATION	1,554,316
PROTECTION AND SAFETY	20,869,107
NATURAL RESOURCES	293,124
TOTAL ADMINISTRATIVE ADJUSTMENTS	<u>\$ 104,093,397</u>