

Douglas A. Ducey
Governor



Andy Tobin
Director

ARIZONA DEPARTMENT OF ADMINISTRATION

OFFICE OF THE DIRECTOR
100 NORTH FIFTEENTH AVENUE • SUITE 403
PHOENIX, ARIZONA 85007
(602) 542-1500

November 30, 2020

The Honorable Douglas A. Ducey
Office of the Arizona Governor
1700 West Washington Street
Phoenix, AZ 85007

Dear Governor Ducey:

In compliance with A.R.S. § 35-131, the Arizona Department of Administration respectfully submits the FY 2020 Annual Financial Report, which reflects the financial transactions of the State of Arizona for the fiscal year ended June 30, 2020, as well as the financial condition of the State at the close of the fiscal year. Consistent with prior years, this report was prepared on a cash basis and includes all State funds and agencies at a summary level. Additionally, this report also includes statements reflecting non-appropriated activity in the same detail as the General Fund.

This report reflects some of the financial impacts of the outbreak of a novel strain of coronavirus and spread of Coronavirus Disease 2019 (“COVID-19”), which was designated a global pandemic by the World Health Organization. The pandemic, the various governmental actions taken in response, and changes in the behavior of businesses and people may have adversely affected the financial condition of the State, but it is too soon to know with certainty. The intended scope of this report does not cover subjective interpretations or speculative predictions, and there is not yet sufficient evidence to understand the entirety of the consequences. The events highlighted below clearly influenced the State’s financial condition and are critical to the proper interpretation of the information contained in this report.

Revenue collections were lower in FY 2020 than the prior year. This is due, at least in part, to one of the State’s responses to the pandemic. On March 20th, 2020, Governor Doug Ducey directed the Department of Revenue to postpone the state income tax filing deadline from April 15th to July 15th, in conformity with a similar action taken by the Federal Government. Revenue from income taxes filed after June 30, 2020, will be reflected in the FY 2021 report.

The Federal Government enacted multiple pieces of legislation in response to the pandemic, two of which were especially consequential for the State’s financial condition.

The Families First Coronavirus Response Act (Public Law 116-127)

This act, signed into law on March 18th, 2020, provided a temporary increase of 6.2% to the Federal Medical Assistance Percentage. The increased percentage rate effectively lowered the State's share of costs for certain health and human services programs. Expenditures that were not corrected prior to June 30th will be reported next year in the FY 2021 report.

The Coronavirus Aid, Relief, and Economic Security (CARES) Act (Public Law 116-136)

This act was signed into law on March 27th, 2020. The State benefited from additional federal funding in multiple programs statewide. Of note, the Act established the Coronavirus Relief Fund with \$150 billion for state, local, and tribal governments to cover eligible expenses, which were determined based on guidance from the Inspector General of the U.S. Department of the Treasury.

The State received \$1,856,987,708 from the Coronavirus Relief Fund based on formula calculations by the U.S. Department of the Treasury. Arizona Governor Doug Ducey determined the allocation of the monies. As of June 30th, 2020, distributions totaled \$682,390,816.42. The State Comptroller established a new, agency-specific "Title VI – Coronavirus Relief Fund" at each State agency that received a distribution to track transfers and expenditures within the State.

As always, please do not hesitate to contact me with any questions.

Sincerely,



[Andrew Tobin \(Nov 30, 2020 13:14 MST\)](#)

Andy Tobin
ADOA Director

STATE OF ARIZONA
ANNUAL FINANCIAL REPORT
FOR THE YEAR ENDED JUNE 30, 2020

TABLE OF CONTENTS

	<u>PAGE</u>
GENERAL FUND FINANCIAL STATEMENTS:	
Comparative Balance Sheet as of June 30, 2020 and 2019	2
Statement of Changes in Fund Balance for the Fiscal Year Ended June 30, 2020	2
Statement of Revenues, Expenditures and Changes in Fund Balance - Appropriation (Budget) to Actual for the Fiscal Year Ended June 30, 2020.....	4
Comparative Statement of Revenues, Expenditures and Changes in Fund Balance for the Fiscal Years Ended June 30, 2020 and 2019	6
STATEMENT OF EXPENDITURES – APPROPRIATION (BUDGET) TO ACTUAL:	
General Fund	8
Capital Outlay.....	39
Other Funds	45
STATEMENT OF REVENUES, EXPENDITURES AND CHANGES IN FUND BALANCE:	
Other Funds	99
NOTES TO FINANCIAL STATEMENTS	157

**STATE OF ARIZONA
GENERAL FUND
COMPARATIVE BALANCE SHEET
FOR THE FISCAL YEAR ENDED JUNE 30, 2020
(expressed in thousands)**

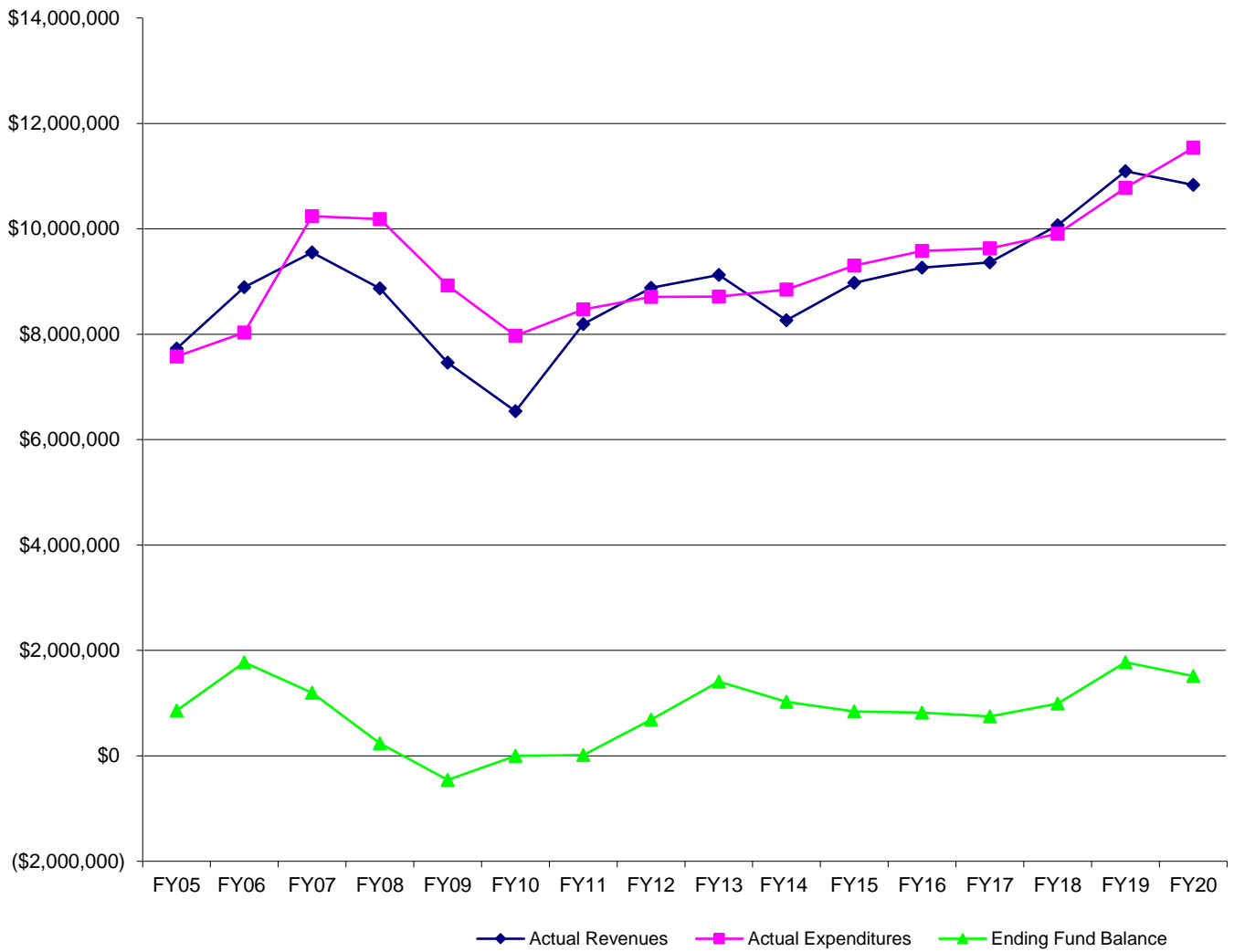
	June 30, 2020	June 30, 2019	Increase (Decrease)
<u>ASSETS</u>			
Cash with the State Treasurer	\$ 1,899,622	\$ 1,944,731	\$ (45,109)
Less: Payments Outstanding	356,532	156,787	199,745
Net Cash with the State Treasurer	1,543,090	1,787,944	(244,854)
Cash not with the State Treasurer	148	153	(5)
Total Cash	1,543,238	1,788,097	(244,859)
Net Receivables	2,251	1,533	718
TOTAL ASSETS	\$ 1,545,489	\$ 1,789,630	\$ (244,141)
 <u>LIABILITIES AND FUND BALANCE</u>			
LIABILITIES			
Claims Payable	\$ 13,457	\$ 853	\$ 12,604
Other Payables	20,385	13,028	7,357
TOTAL LIABILITIES	\$ 33,842	\$ 13,881	\$ 19,961
 FUND BALANCE			
Restricted:			
Budget Stabilization Fund	\$ 978,371	\$ 742,968	\$ 235,403
School Accountability Account (Proposition 301)	17,633	8,997	8,636
Reserved For:			
Continuing Appropriations	143,038	66,390	76,648
Revolving Funds	148	153	(5)
Unreserved	372,457	957,241	(584,784)
TOTAL FUND BALANCE	\$ 1,511,647	\$ 1,775,749	\$ (264,102)
TOTAL LIABILITIES AND FUND BALANCE	\$ 1,545,489	\$ 1,789,630	\$ (244,141)

**STATE OF ARIZONA
GENERAL FUND
STATEMENT OF CHANGES IN FUND BALANCE
FOR THE FISCAL YEAR ENDED JUNE 30, 2020
(expressed in thousands)**

FUND BALANCE, JULY 1, 2019		\$ 1,775,749	
CHANGES IN FUND BALANCE:			
General Operating Fund			
Revenues	\$ 10,835,502		
Expenditures	(11,534,813)		
Other Financing Sources (Uses):			
Transfers In - Other	199,806		
Budget Stabilization Fund			
Interest Earnings	17,015		
Transfers In - From General Operating Fund	271,107		
Transfers In - Other	19,097		
Transfers Out - Other	(71,816)		
TOTAL CHANGES IN FUND BALANCE		\$ (264,102)	
FUND BALANCE, JUNE 30, 2020		\$ 1,511,647	

See accompanying notes to financial statements.

General Fund Revenues, Expenditures, and Ending Fund Balance (in thousands)

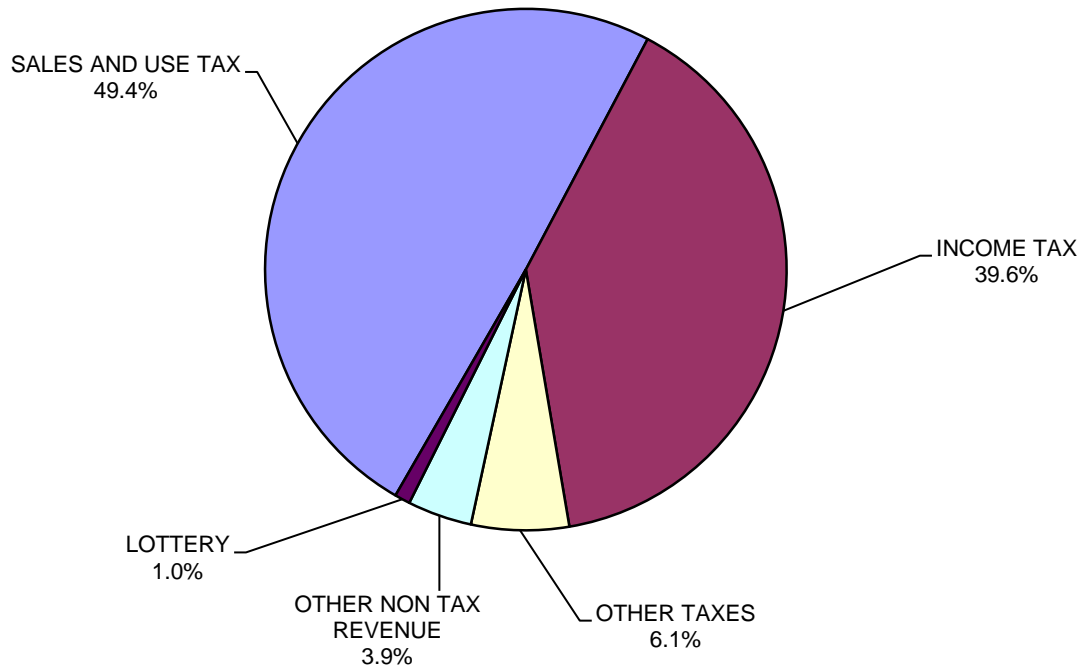


**STATE OF ARIZONA
GENERAL FUND
STATEMENT OF REVENUES, EXPENDITURES AND CHANGES IN FUND BALANCE
APPROPRIATION (BUDGET) TO ACTUAL
FOR THE FISCAL YEAR ENDED JUNE 30, 2020
(expressed in thousands)**

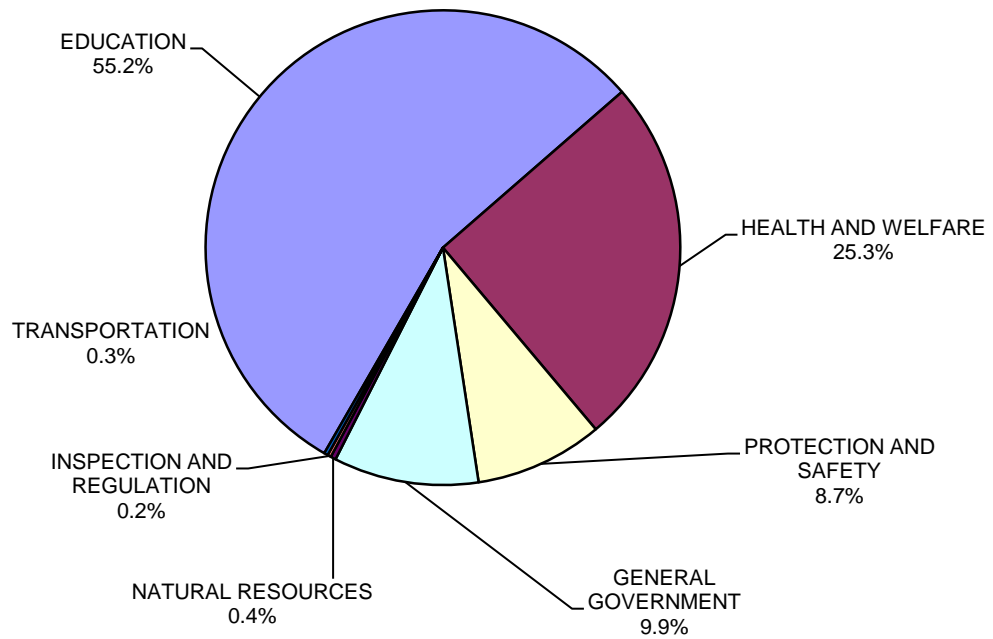
REVENUES:	Appropriation (Budget)	Actual	Favorable (Unfavorable)
Taxes:			
Sales and Use	\$ 5,279,872	\$ 5,353,214	\$ 73,342
Income	4,185,077	4,289,546	104,469
Property	24,855	26,563	1,708
Luxury	58,673	57,138	(1,535)
Insurance Premium	536,454	535,163	(1,291)
Motor Vehicle License	-	37,353	37,353
Other Taxes	13,568	116	(13,452)
Total Tax Revenues	<u>\$ 10,098,499</u>	<u>\$ 10,299,093</u>	<u>\$ 200,594</u>
Non-Tax Revenues:			
Lottery Proceeds	\$ 103,595	\$ 103,595	\$ 0
Disproportionate Share, Net	104,254	84,949	(19,305)
Licenses, Fees, Sales and Permits	32,189	61,754	29,565
County Contributions	-	31	31
Other Miscellaneous	142,292	246,675	104,383
Interest Earnings	33,091	39,405	6,315
Total Non-Tax Revenues	<u>\$ 415,420</u>	<u>\$ 536,409</u>	<u>\$ 120,989</u>
TOTAL REVENUES	<u>\$ 10,513,919</u>	<u>\$ 10,835,502</u>	<u>\$ 321,583</u>
EXPENDITURES:			
General Government	\$ 1,209,554	\$ 1,139,686	\$ 69,868
Health and Welfare	3,154,118	2,914,169	239,949
Inspection and Regulation	29,844	27,463	2,381
Education	6,417,823	6,375,133	42,690
Protection and Safety	1,333,142	1,007,072	326,070
Transportation	67,938	29,563	38,375
Natural Resources	45,691	41,727	3,964
TOTAL EXPENDITURES	<u>\$ 12,258,110</u>	<u>\$ 11,534,813</u>	<u>\$ 723,297</u>
REVENUES OVER (UNDER) EXPENDITURES	<u>\$ (1,744,191)</u>	<u>\$ (699,311)</u>	<u>\$ 1,044,880</u>
OTHER FINANCING SOURCES (USES):			
General Operating Fund			
Transfers In - Other	\$ 210,388	\$ 199,806	\$ (10,582)
Budget Stabilization Fund			
Interest Earnings	-	17,015	17,015
Transfers In - From General Operating Fund	271,107	271,107	-
Transfers In - Other	-	19,097	19,097
Transfers Out - Other	-	(71,816)	(71,816)
TOTAL OTHER FINANCING SOURCES (USES)	<u>\$ 481,495</u>	<u>\$ 435,209</u>	<u>\$ (46,286)</u>
REVENUES AND OTHER FINANCING SOURCES OVER (UNDER) EXPENDITURES AND OTHER FINANCING USES	<u>\$ (1,262,696)</u>	<u>\$ (264,102)</u>	<u>\$ 998,594</u>
FUND BALANCE, JULY 1, 2019	<u>\$ 1,775,749</u>	<u>\$ 1,775,749</u>	<u>\$ -</u>
FUND BALANCE, JUNE 30, 2020	<u>\$ 513,053</u>	<u>\$ 1,511,647</u>	<u>\$ 998,594</u>

See accompanying notes to financial statements.

FY20 Total General Fund Revenues: \$10,835,502 (in thousands)



FY20 Total General Fund Expenditures: \$11,534,813 (in thousands)



**STATE OF ARIZONA
GENERAL FUND
COMPARATIVE STATEMENT OF REVENUES, EXPENDITURES AND
CHANGES IN FUND BALANCE
FOR THE FISCAL YEARS ENDED JUNE 30, 2020 AND 2019
(expressed in thousands)**

	Fiscal Year 2019-2020	Fiscal Year 2018-2019	Increase (Decrease)
REVENUES:			
Taxes:			
Sales and Use	\$ 5,353,214	\$ 5,055,061	\$ 298,153
Income	4,289,546	4,826,980	(537,434)
Property	26,563	31,912	(5,349)
Luxury	57,138	58,300	(1,162)
Insurance Premium	535,163	549,761	(14,598)
Motor Vehicle License	37,353	55,430	(18,077)
Other Taxes	116	218	(102)
Total Tax Revenues	<u>\$ 10,299,093</u>	<u>\$ 10,577,662</u>	<u>\$ (278,569)</u>
Non-Tax Revenues:			
Lottery Proceeds	\$ 103,595	\$ 82,886	\$ 20,709
Disproportionate Share, Net	84,949	95,553	(10,604)
Licenses, Fees, Sales and Permits	61,754	61,670	84
County Contributions	31	84	(53)
Other Miscellaneous	246,675	222,438	24,237
Interest Earnings	39,405	53,107	(13,702)
Total Non-Tax Revenues	<u>\$ 536,409</u>	<u>\$ 515,738</u>	<u>\$ 20,671</u>
TOTAL REVENUES	<u>\$ 10,835,502</u>	<u>\$ 11,093,400</u>	<u>\$ (257,898)</u>
EXPENDITURES:			
General Government	\$ 1,139,686	\$ 789,549	\$ 350,137
Health and Welfare	2,914,169	2,913,146	1,023
Inspection and Regulation	27,463	24,039	3,424
Education	6,375,133	5,767,159	607,974
Protection and Safety	1,007,072	1,234,465	(227,393)
Transportation	29,563	13,833	15,730
Natural Resources	41,727	36,870	4,857
TOTAL EXPENDITURES	<u>\$ 11,534,813</u>	<u>\$ 10,779,061</u>	<u>\$ 755,752</u>
REVENUES OVER (UNDER) EXPENDITURES	<u>\$ (699,311)</u>	<u>\$ 314,339</u>	<u>\$ (1,013,650)</u>
OTHER FINANCING SOURCES (USES):			
General Operating Fund			
Transfers In - Other	\$ 199,806	\$ 184,534	\$ 15,272
Budget Stabilization Fund			
Interest Earnings	17,015	10,046	6,969
Transfers In - From General Operating Fund	271,107	271,107	-
Transfers In - Other	19,097	36,182	(17,085)
Transfers Out - Other	(71,816)	(32,153)	(39,663)
Aid to Local Governments	-	-	-
TOTAL OTHER FINANCING SOURCES (USES)	<u>\$ 435,209</u>	<u>\$ 469,716</u>	<u>\$ (34,507)</u>
REVENUES AND OTHER FINANCING SOURCES OVER (UNDER) EXPENDITURES AND OTHER FINANCING USES	<u>\$ (264,102)</u>	<u>\$ 784,055</u>	<u>\$ (1,048,157)</u>
BEGINNING FUND BALANCES	<u>1,775,749</u>	<u>991,694</u>	<u>784,055</u>
ENDING FUND BALANCES	<u>\$ 1,511,647</u>	<u>\$ 1,775,749</u>	<u>\$ (264,102)</u>

See accompanying notes to financial statements.

**THIS PAGE INTENTIONALLY
LEFT BLANK**

**STATE OF ARIZONA
GENERAL FUND
STATEMENT OF EXPENDITURES - APPROPRIATION TO ACTUAL
BUDGETARY (LEGAL) BASIS
FOR THE YEAR ENDED JUNE 30, 2020**

AGY	BFY	APCAT	APPROPRIATION NAME	JULY 1, 2019 CONTINUING APPROPRIATION AUTHORITY	GENERAL APPROPRIATIONS
GENERAL GOVERNMENT					
DEPARTMENT OF ADMINISTRATION					
AAA	2020	AA31100	ADDITIONAL GILA WORKFORCE DEVELOPMENT AID	\$ -	\$ 200,000
AAA	2020	AA15000	COCHISE COMMUNITY COLLEGE DISTRICT	-	3,140,100
AAA	2020	AA15050	COCONINO COMMUNITY COLLEGE DISTRICT	-	1,003,100
AAA	2020	AA31110	DINE COLLEGE REMEDIAL EDUCATION	-	1,000,000
AAA	2020	AA14050	EQUALIZATION AID - COCHISE	-	6,389,500
AAA	2020	AA14150	EQUALIZATION AID - GRAHAM	-	16,506,200
AAA	2020	AA14200	EQUALIZATION AID - NAVAJO	-	7,751,900
AAA	2020	AA31115	EXPAND PIMA AVIATION CENTER	-	15,000,000
AAA	2020	AA99998	GENERAL FUND TRANSFERS	-	-
AAA	2020	AA15100	GILA COMMUNITY COLLEGE DISTRICT	-	343,200
AAA	2020	AA15150	GRAHAM COMMUNITY COLLEGE DISTRICT	-	1,568,100
AAA	2020	AA31120	HEALTH CARE SPECIALTY EXPANSION	-	5,800,000
AAA	2020	AA15200	MOHAVE COMMUNITY COLLEGE DISTRICT	-	1,152,100
AAA	2020	AA15250	NAVAJO COMMUNITY COLLEGE DISTRICT	-	889,200
AAA	2020	AA12050	OPERATING STATE AID - COCHISE	-	4,623,500
AAA	2020	AA12100	OPERATING STATE AID - COCONINO	-	1,703,400
AAA	2020	AA12550	OPERATING STATE AID - GILA	-	293,700
AAA	2020	AA12150	OPERATING STATE AID - GRAHAM	-	2,389,600
AAA	2020	AA12250	OPERATING STATE AID - MOHAVE	-	1,175,300
AAA	2020	AA12300	OPERATING STATE AID - NAVAJO	-	1,567,700
AAA	2020	AA12400	OPERATING STATE AID - PINAL	-	1,452,000
AAA	2020	AA12450	OPERATING STATE AID - YAVAPAI	-	601,400
AAA	2020	AA12500	OPERATING STATE AID - YUMA LA PAZ	-	2,399,500
AAA	2020	AA15300	PINAL COMMUNITY COLLEGE DISTRICT	-	1,795,400
AAA	2020	AA31105	RURAL COUNTY REIMBURSEMENT SUBSIDY	-	1,273,800
AAA	2020	AA15350	SANTA CRUZ COMMUNITY COLLEGE DISTRICT	-	64,200
AAA	2020	AA13050	STEM & WORKFORCE PRG STATE AID COCHISE	-	996,200
AAA	2020	AA13100	STEM & WORKFORCE PRG STATE AID COCONINO	-	399,200
AAA	2020	AA13550	STEM & WORKFORCE PRG STATE AID GILA	-	135,000
AAA	2020	AA13150	STEM & WORKFORCE PRG STATE AID GRAHAM	-	645,800
AAA	2020	AA13402	STEM & WORKFORCE PRG STATE AID MARICOPA	-	1,600,000
AAA	2020	AA13250	STEM & WORKFORCE PRG STATE AID MOHAVE	-	455,000
AAA	2020	AA13300	STEM & WORKFORCE PRG STATE AID NAVAJO	-	339,500
AAA	2020	AA13405	STEM & WORKFORCE PRG STATE AID PIMA	-	400,000
AAA	2020	AA13400	STEM & WORKFORCE PRG STATE AID PINAL	-	96,500
AAA	2020	AA13450	STEM & WORKFORCE PRG STATE AID YAVAPAI	-	703,100
AAA	2020	AA13600	STEM & WRKFORCE PRG STATE AID SANTA CRUZ	-	26,900
AAA	2020	AA13500	STEM & WRKFORCE PRG STATE AID YUMA/LAPAZ	-	1,030,200
AAA	2020	AA99999	SWEEPS	-	11,100,000
AAA	2020	AA41000	WOOLSEY FLOOD DISTRICT	-	-
AAA	2020	AA15400	YAVAPAI COMMUNITY COLLEGE DISTRICT	-	1,761,300
AAA	2020	AA15450	YUMA/LA PAZ COMMUNITY COLLEGE DISTRICT	-	2,483,300
ADA	2019	AD00001	ADMIN ADJUSTMENT OPERATING LUMP SUM APPROPRIATION	-	-
ADA	2020	AD53500	COP DEBT SERVICE 2009 3RD SS CH 6 SEC 32	-	53,699,500
ADA	2020	AD53600	COP DEBT SERVICE 2009 6TH SS CH 4 SEC 2A	-	24,009,800
ADA	2020	AD99002	MAINTENANCE OF ESSENTIAL COUNTY SERVICES - 30K-40K	-	500,000
ADA	2020	AD99008	MAINTENANCE OF ESSENTIAL COUNTY SERVICES < 900K POPULATION	-	7,150,650
ADA	2020	AD00001	OPERATING LUMP SUM APPROPRIATION	-	7,914,100
ADA	2020	AD99009	PUBLIC SAFETY REGIONAL COMMUNICATIONS	-	271,000

See accompanying notes to financial statements.

SUPPLEMENTAL APPROPRIATIONS, MID-YEAR REVERSIONS AND ADJUSTMENTS	NET APPROPRIATIONS	EXPENDITURES	LAPSED APPROPRIATION AUTHORITY	JUNE 30, 2020 CONTINUING APPROPRIATION AUTHORITY
\$ -	\$ 200,000	\$ 200,000	\$ -	\$ -
-	3,140,100	3,140,100	-	-
-	1,003,100	1,003,100	-	-
-	1,000,000	1,000,000	-	-
-	6,389,500	6,389,500	-	-
-	16,506,200	16,506,200	-	-
-	7,751,900	7,751,900	-	-
-	15,000,000	15,000,000	-	-
445,453,270	445,453,270	445,453,270	-	-
-	343,200	343,200	-	-
-	1,568,100	1,568,100	-	-
-	5,800,000	5,800,000	-	-
-	1,152,100	1,152,100	-	-
-	889,200	889,200	-	-
-	4,623,500	4,623,500	-	-
-	1,703,400	1,703,400	-	-
-	293,700	293,700	-	-
-	2,389,600	2,389,600	-	-
-	1,175,300	1,175,300	-	-
-	1,567,700	1,567,700	-	-
-	1,452,000	1,452,000	-	-
-	601,400	601,400	-	-
-	2,399,500	2,399,500	-	-
-	1,795,400	1,795,400	-	-
-	1,273,800	1,273,800	-	-
-	64,200	64,200	-	-
-	996,200	996,200	-	-
-	399,200	399,200	-	-
-	135,000	135,000	-	-
-	645,800	645,800	-	-
-	1,600,000	1,600,000	-	-
-	455,000	455,000	-	-
-	339,500	339,500	-	-
-	400,000	400,000	-	-
-	96,500	96,500	-	-
-	703,100	703,100	-	-
-	26,900	26,900	-	-
-	1,030,200	1,030,200	-	-
-	11,100,000	11,100,000	-	-
115,301	115,301	115,301	-	-
-	1,761,300	1,761,300	-	-
-	2,483,300	2,483,300	-	-
258,165	258,165	258,165	-	-
-	53,699,500	53,699,500	-	-
-	24,009,800	24,009,800	-	-
-	500,000	500,000	-	-
-	7,150,650	7,150,650	-	-
(62,500)	7,851,600	7,025,975	825,625	-
-	271,000	271,000	-	-

See accompanying notes to financial statements.

**STATE OF ARIZONA
GENERAL FUND
STATEMENT OF EXPENDITURES - APPROPRIATION TO ACTUAL
BUDGETARY (LEGAL) BASIS
FOR THE YEAR ENDED JUNE 30, 2020**

AGY	BFY	APCAT	APPROPRIATION NAME	JULY 1, 2019 CONTINUING APPROPRIATION AUTHORITY	GENERAL APPROPRIATIONS
ADA	2020	RELIEF	RELIEF	-	-
ADA	2020	AD53650	RETIREMENT OF LEASE-PURCHASE AGREEMENT 2010 6TH SS CH4 SEC 2	-	-
ADA	2020	AD99004	SOUTHWEST DEFENSE CONTRACTS	-	25,000
ADA	2020	AD99011	SUPPLEMENT UNFUNDED LIABILITY PURSUANT TO SECTION 38-810	-	3,000,000
ADA	2013	AD92002	WHITE MOUNTAIN APACHE TRIBES WATER RIGHT	2,000,000	-
TOTAL AGENCY				\$ <u>2,000,000</u>	\$ <u>198,824,950</u>

ATTORNEY GENERAL (DEPT OF LAW)

AGA	2019	AG77910	ADMIN ADJUSTMENT CAPITAL POSTCONVICTION PROSECUTION	\$ -	\$ -
AGA	2019	AG11129	ADMIN ADJUSTMENT CRIMINAL DIVISION OPERATING	-	-
AGA	2018	AG11124	ADMIN ADJUSTMENT INTERNET CRIMES AGAINST CHILDREN ENFORCEMENT	-	-
AGA	2019	AG11111	ADMIN ADJUSTMENT OPERATING LUMP SUM APPROPRIATION	-	-
AGA	2019	AG11122	ADMIN ADJUSTMENT SOUTHERN ARIZONA DRUG ENFORCEMENT	-	-
AGA	2019	AG33333	ADMIN ADJUSTMENT STATE GRAND JURY	-	-
AGA	2019	AG11123	ADMIN ADJUSTMENT TOBACCO ENFORCEMENT	-	-
AGA	2020	AG77910	CAPITAL POSTCONVICTION PROSECUTION	-	802,300
AGA	2020	AG44444	CHILD AND FAMILY ADVOCACY CENTERS	-	100,000
AGA	2020	AG11129	CRIMINAL DIVISION OPERATING	-	-
AGA	2019	AG11124	INTERNET CRIMES AGAINST CHILDREN ENFORCEMENT	349,934	-
AGA	2020	AG11124	INTERNET CRIMES AGAINST CHILDREN ENFORCEMENT	-	350,000
AGA	2017	AG11119	MILITARY INSTALLATION-PLANNING	27	-
AGA	2018	AG11119	MILITARY INSTALLATION-PLANNING	42,333	-
AGA	2019	AG11119	MILITARY INSTALLATION-PLANNING	5,349	-
AGA	2020	AG11119	MILITARY INSTALLATION-PLANNING	-	-
AGA	2020	AG11111	OPERATING LUMP SUM APPROPRIATION	-	21,631,700
AGA	2020	AG11122	SOUTHERN ARIZONA DRUG ENFORCEMENT	-	1,205,200
AGA	2020	AG33333	STATE GRAND JURY	-	181,000
AGA	2020	AG11123	TOBACCO ENFORCEMENT	-	85,100
TOTAL AGENCY				\$ <u>397,643</u>	\$ <u>24,355,300</u>

AUDITOR GENERAL

AUA	2020	AU70019	ADDITIONAL OPERATING EXPENDITURES	\$ -	\$ -
AUA	2020	AU70020	CAREER TECHNICAL EDUCATION DISTRICT STUDY	-	400,000
AUA	2015	AU15777	INDEPENDENT CONSULTANT - CHILD WELFARE	31,122	-
AUA	2016	AU13014	OPERATING LUMP SUM APPROPRIATION	490,659	-
AUA	2017	AU13014	OPERATING LUMP SUM APPROPRIATION	1,139,035	-
AUA	2018	AU13014	OPERATING LUMP SUM APPROPRIATION	1,043,103	-
AUA	2019	AU13014	OPERATING LUMP SUM APPROPRIATION	1,138,154	-
AUA	2020	AU13014	OPERATING LUMP SUM APPROPRIATION	-	19,124,100
TOTAL AGENCY				\$ <u>3,842,074</u>	\$ <u>19,524,100</u>

COURT OF APPEALS DIVISION I

COA	2019	CO10200	ADMIN ADJUSTMENT OPERATING LUMP SUM APPROPRIATION - DIV I	\$ -	\$ -
COA	2020	CO10200	OPERATING LUMP SUM APPROPRIATION - DIV I	-	11,526,400
TOTAL AGENCY				\$ <u>-</u>	\$ <u>11,526,400</u>

COURT OF APPEALS DIVISION II

CTA	2020	CT10300	OPERATING LUM SUM-DIVISION II	\$ -	\$ 5,140,800
TOTAL AGENCY				\$ <u>-</u>	\$ <u>5,140,800</u>

OFFICE OF ECONOMIC OPPORTUNITY

EOA	2019	EO00001	ADMIN ADJUSTMENT OPERATING LUMP SUM APPROPRIATION	\$ -	\$ -
-----	------	---------	---	------	------

See accompanying notes to financial statements.

SUPPLEMENTAL APPROPRIATIONS, MID-YEAR REVERSIONS AND ADJUSTMENTS	NET APPROPRIATIONS	EXPENDITURES	LAPSED APPROPRIATION AUTHORITY	JUNE 30, 2020 CONTINUING APPROPRIATION AUTHORITY
874	874	-	874	-
190,000,000	190,000,000	189,545,000	455,000	-
-	25,000	25,000	-	-
-	3,000,000	3,000,000	-	-
-	2,000,000	-	-	2,000,000
<u>\$ 635,765,110</u>	<u>\$ 836,590,060</u>	<u>\$ 833,308,561</u>	<u>\$ 1,281,499</u>	<u>\$ 2,000,000</u>
\$ 34,043	\$ 34,043	\$ 34,043	\$ -	\$ -
85,203	85,203	85,203	-	-
15,156	15,156	15,156	-	-
252,518	252,518	252,518	-	-
26,354	26,354	26,354	-	-
4,636	4,636	4,636	-	-
4,283	4,283	4,283	-	-
400	802,700	757,557	45,143	-
-	100,000	100,000	-	-
1,500,000	1,500,000	1,186,328	313,672	-
-	349,934	295,399	54,535	-
-	350,000	2,618	-	347,382
-	27	-	27	-
-	42,333	-	-	42,333
-	5,349	2,626	-	2,723
85,000	85,000	79,301	-	5,699
140,600	21,772,300	21,381,780	390,520	-
900	1,206,100	1,193,956	12,144	-
100	181,100	173,614	7,486	-
100	85,200	79,431	5,769	-
<u>\$ 2,149,293</u>	<u>\$ 26,902,236</u>	<u>\$ 25,674,803</u>	<u>\$ 829,296</u>	<u>\$ 398,137</u>
\$ 1,083,000	\$ 1,083,000	\$ 1,083,000	\$ -	\$ -
-	400,000	-	-	400,000
-	31,122	31,122	-	-
-	490,659	490,659	-	-
-	1,139,035	1,139,035	-	-
-	1,043,103	260,535	-	782,568
-	1,138,154	566,682	-	571,472
22,200	19,146,300	18,569,452	-	576,848
<u>\$ 1,105,200</u>	<u>\$ 24,471,374</u>	<u>\$ 22,140,485</u>	<u>\$ -</u>	<u>\$ 2,330,888</u>
\$ 63,421	\$ 63,421	\$ 63,421	\$ -	\$ -
70,900	11,597,300	11,541,713	55,587	-
<u>\$ 134,321</u>	<u>\$ 11,660,721</u>	<u>\$ 11,605,135</u>	<u>\$ 55,587</u>	<u>\$ -</u>
\$ 26,900	\$ 5,167,700	\$ 5,167,700	\$ -	\$ -
<u>\$ 26,900</u>	<u>\$ 5,167,700</u>	<u>\$ 5,167,700</u>	<u>\$ -</u>	<u>\$ -</u>
\$ 44,648	\$ 44,648	\$ 44,648	\$ -	\$ -

See accompanying notes to financial statements.

**STATE OF ARIZONA
GENERAL FUND
STATEMENT OF EXPENDITURES - APPROPRIATION TO ACTUAL
BUDGETARY (LEGAL) BASIS
FOR THE YEAR ENDED JUNE 30, 2020**

AGY	BFY	APCAT	APPROPRIATION NAME	JULY 1, 2019 CONTINUING APPROPRIATION AUTHORITY	GENERAL APPROPRIATIONS
EOA	2017	EO00001	OPERATING LUMP SUM APPROPRIATION	7,994	-
EOA	2020	EO00001	OPERATING LUMP SUM APPROPRIATION	-	488,800
TOTAL AGENCY				\$ 7,994	\$ 488,800
BOARD OF EQUALIZATION					
EQA	2019	EQ10000	ADMIN ADJUSTMENT OPERATING LUMP SUM APPROPRIATION	-	-
EQA	2020	EQ10000	OPERATING LUMP SUM APPROPRIATION	-	652,000
TOTAL AGENCY				\$ -	\$ 652,000
GOVERNOR'S OFFICE					
GVA	2020	GV14000	FOSTER YOUTH EDUCATION SUCCESS FUND DEPOSIT	-	1,500,000
GVA	2019	GV30000	OPERATING LUMP SUM APPROP-OSPB	380,177	-
GVA	2020	GV30000	OPERATING LUMP SUM APPROP-OSPB	-	2,672,100
GVA	2019	GV10000	OPERATING LUMP SUM APPROPRIATION	1,229,293	-
GVA	2020	GV10000	OPERATING LUMP SUM APPROPRIATION	-	7,038,800
TOTAL AGENCY				\$ 1,609,470	\$ 11,210,900
DEPARTMENT OF HOUSING					
HDA	2020	HD82750	CONSTRUCTING OR RENOVATING FACILITIES AND HOUSING ASSISTANCE	-	3,500,000
HDA	2020	HD82700	HOUSING DEPOSIT TRUST FUND	-	11,500,000
TOTAL AGENCY				\$ -	\$ 15,000,000
OFFICE OF ADMINISTRATIVE HEARINGS					
HGA	2020	HG10000	OPERATING LUMP SUM APPROPRIATION	-	868,900
TOTAL AGENCY				\$ -	\$ 868,900
HOUSE OF REPRESENTATIVES					
HOA	2015	HO10000	OPERATING LUMP SUM APPROPRIATION	5,462,806	-
HOA	2019	HO10000	OPERATING LUMP SUM APPROPRIATION	142,802	-
HOA	2020	HO10000	OPERATING LUMP SUM APPROPRIATION	-	16,335,000
TOTAL AGENCY				\$ 5,605,607	\$ 16,335,000
JOINT LEGISLATIVE BUDGET COMMITTEE					
JLA	2018	JL10000	OPERATING LUMP SUM APPROPRIATION	1,358,628	-
JLA	2019	JL10000	OPERATING LUMP SUM APPROPRIATION	2,504,800	-
JLA	2020	JL10000	OPERATING LUMP SUM APPROPRIATION	-	2,829,800
TOTAL AGENCY				\$ 3,863,428	\$ 2,829,800
LEGISLATIVE COUNCIL					
LCA	2017	LC11000	OMBUDSMAN-CITIZENS AID OFFICE	20,711	-
LCA	2018	LC11000	OMBUDSMAN-CITIZENS AID OFFICE	19,928	-
LCA	2019	LC11000	OMBUDSMAN-CITIZENS AID OFFICE	84,542	-
LCA	2020	LC11000	OMBUDSMAN-CITIZENS AID OFFICE	-	871,300
LCA	2015	LC10000	OPERATING LUMP SUM APPROPRIATION	2,317,506	-
LCA	2016	LC10000	OPERATING LUMP SUM APPROPRIATION	2,724,727	-
LCA	2017	LC10000	OPERATING LUMP SUM APPROPRIATION	2,597,832	-
LCA	2018	LC10000	OPERATING LUMP SUM APPROPRIATION	1,994,306	-
LCA	2019	LC10000	OPERATING LUMP SUM APPROPRIATION	1,781,093	-
LCA	2020	LC10000	OPERATING LUMP SUM APPROPRIATION	-	7,933,600
TOTAL AGENCY				\$ 11,540,646	\$ 8,804,900

See accompanying notes to financial statements.

SUPPLEMENTAL APPROPRIATIONS, MID-YEAR REVERSIONS AND ADJUSTMENTS	NET APPROPRIATIONS	EXPENDITURES	LAPSED APPROPRIATION AUTHORITY	JUNE 30, 2020 CONTINUING APPROPRIATION AUTHORITY
-	7,994	-	-	7,994
(20,500)	468,300	465,825	2,475	-
\$ 24,148	\$ 520,941	\$ 510,472	\$ 2,475	\$ 7,994
\$ 45,930	\$ 45,930	\$ 45,930	\$ -	\$ -
7,000	659,000	477,860	181,140	-
\$ 52,930	\$ 704,930	\$ 523,790	\$ 181,140	\$ -
\$ -	\$ 1,500,000	\$ 1,500,000	\$ -	\$ -
-	380,177	380,177	-	-
12,000	2,684,100	1,769,991	-	914,109
-	1,229,293	1,229,293	-	-
161,100	7,199,900	5,440,976	-	1,758,924
\$ 173,100	\$ 12,993,470	\$ 10,320,437	\$ -	\$ 2,673,033
\$ -	\$ 3,500,000	\$ 3,500,000	\$ -	\$ -
-	11,500,000	11,500,000	-	-
\$ -	\$ 15,000,000	\$ 15,000,000	\$ -	\$ -
\$ 20,900	\$ 889,800	\$ 889,800	\$ -	\$ -
\$ 20,900	\$ 889,800	\$ 889,800	\$ -	\$ -
\$ -	\$ 5,462,806	\$ 656,254	\$ -	\$ 4,806,552
-	142,802	142,802	-	-
72,500	16,407,500	14,792,613	-	1,614,887
\$ 72,500	\$ 22,013,107	\$ 15,591,669	\$ -	\$ 6,421,439
\$ -	\$ 1,358,628	\$ 1,358,628	\$ -	\$ -
-	2,504,800	956,401	-	1,548,399
4,400	2,834,200	223	-	2,833,977
\$ 4,400	\$ 6,697,628	\$ 2,315,252	\$ -	\$ 4,382,376
\$ -	\$ 20,711	\$ 20,711	\$ -	\$ -
-	19,928	19,928	-	-
-	84,542	55,150	-	29,392
1,600	872,900	790,659	-	82,241
-	2,317,506	-	-	2,317,506
-	2,724,727	-	-	2,724,727
-	2,597,832	-	-	2,597,832
-	1,994,306	-	-	1,994,306
-	1,781,093	2	-	1,781,091
8,400	7,942,000	5,431,832	-	2,510,168
\$ 10,000	\$ 20,355,546	\$ 6,318,282	\$ -	\$ 14,037,264

See accompanying notes to financial statements.

**STATE OF ARIZONA
GENERAL FUND
STATEMENT OF EXPENDITURES - APPROPRIATION TO ACTUAL
BUDGETARY (LEGAL) BASIS
FOR THE YEAR ENDED JUNE 30, 2020**

AGY	BFY	APCAT	APPROPRIATION NAME	JULY 1, 2019 CONTINUING APPROPRIATION AUTHORITY	GENERAL APPROPRIATIONS
INDEPENDENT REDISTRICTING COMMISSION					
RDA	2013	RD10000	OPERATING LUMP SUM APPROPRIATION	\$ 23,959	\$ -
TOTAL AGENCY				<u>\$ 23,959</u>	<u>\$ -</u>
PUBLIC SAFETY PERSONNEL RETIREMENT SYSTEM					
RSA	2020	RS11005	PRESCOTT FIRE DEPT PENSION LIAB OFFSET	\$ -	\$ 1,000,000
TOTAL AGENCY				<u>\$ -</u>	<u>\$ 1,000,000</u>
DEPARTMENT OF REVENUE					
RVA	2019	RV10005	ADMIN ADJUSTMENT BRITS OPERATIONAL SUPPORT	\$ -	\$ -
RVA	2019	RV10000	ADMIN ADJUSTMENT OPERATING LUMP SUM APPROPRIATION	-	-
RVA	2020	RV10005	BRITS OPERATIONAL SUPPORT	-	2,030,300
RVA	2020	RV10006	INCOME TAX FRAUD PREVENTION	-	3,150,000
RVA	2020	RV10000	OPERATING LUMP SUM APPROPRIATION	-	24,901,000
RVA	2020	RV30000	TPT SIMPLIFICATION	-	982,500
TOTAL AGENCY				<u>\$ -</u>	<u>\$ 31,063,800</u>
SENATE					
SNA	2017	SN10000	OPERATING LUMP SUM APPROPRIATION	\$ 503,365	\$ -
SNA	2018	SN10000	OPERATING LUMP SUM APPROPRIATION	797,618	-
SNA	2019	SN10000	OPERATING LUMP SUM APPROPRIATION	371,787	-
SNA	2020	SN10000	OPERATING LUMP SUM APPROPRIATION	-	12,922,200
TOTAL AGENCY				<u>\$ 1,672,769</u>	<u>\$ 12,922,200</u>
SUPREME COURT (INCLUDING SUPERIOR COURT)					
SPA	2019	SP04542	ADMIN ADJUSTMENT AUTOMATION	\$ -	\$ -
SPA	2019	SP01033	ADMIN ADJUSTMENT CENTRALIZED SERVICE PAYMENTS	-	-
SPA	2019	SP01049	ADMIN ADJUSTMENT DOMESTIC RELATIONS	-	-
SPA	2019	SP01011	ADMIN ADJUSTMENT FOSTER CARE REVIEW BOARD	-	-
SPA	2019	SP01004	ADMIN ADJUSTMENT JUDICIAL NOMINATION - PERFORMANCE REVIEW	-	-
SPA	2019	SP04000	ADMIN ADJUSTMENT OPERATING LUMP SUM APPROPRIATION	-	-
SPA	2020	SP01078	ADULT INTENSIVE PROBATION	-	10,085,100
SPA	2020	SP01016	ADULT STANDARD PROBATION	-	16,467,800
SPA	2020	SP04542	AUTOMATION	-	3,469,600
SPA	2020	SP01033	CENTRALIZED SERVICE PAYMENTS	-	3,123,700
SPA	2020	SP01081	COMMISSION ON JUDICIAL CONDUCT	-	521,300
SPA	2020	SP01001	COUNTY REIMBURSEMENTS	-	187,900
SPA	2020	SP01054	COURT ORDERED REMOVAL	-	315,000
SPA	2020	SP01049	DOMESTIC RELATIONS	-	639,900
SPA	2020	SP23000	DRUG COURT	-	1,036,400
SPA	2020	SP01011	FOSTER CARE REVIEW BOARD	-	3,260,800
SPA	2020	SP01050	INTERSTATE COMPACT	-	385,800
SPA	2020	SP01076	JUDGES COMPENSATION	-	17,650,200
SPA	2020	SP01004	JUDICIAL NOMINATION - PERFORMANCE REVIEW	-	542,000
SPA	2020	SP01065	JUVENILE DIVERSION CONSEQUENCES	-	8,609,000
SPA	2020	SP01075	JUVENILE FAMILY COUNSELING	-	500,000
SPA	2020	SP01071	JUVENILE INTENSIVE PROBATION	-	5,682,000
SPA	2020	SP01073	JUVENILE STANDARD PROBATION	-	3,554,600
SPA	2020	SP01077	JUVENILE TREATMENT SERVICES	-	20,148,000
SPA	2020	SP01068	MODEL COURT	-	438,500
SPA	2020	SP01031	OPERATING LUMP SUM	-	4,029,000
SPA	2020	SP04000	OPERATING LUMP SUM APPROPRIATION	-	11,362,400

See accompanying notes to financial statements.

SUPPLEMENTAL APPROPRIATIONS, MID-YEAR REVERSIONS AND ADJUSTMENTS	NET APPROPRIATIONS	EXPENDITURES	LAPSED APPROPRIATION AUTHORITY	JUNE 30, 2020 CONTINUING APPROPRIATION AUTHORITY
\$ -	\$ 23,959	\$ -	\$ -	\$ 23,959
<u>\$ -</u>	<u>\$ 23,959</u>	<u>\$ -</u>	<u>\$ -</u>	<u>\$ 23,959</u>
\$ -	\$ 1,000,000	\$ 1,000,000	\$ -	\$ -
<u>\$ -</u>	<u>\$ 1,000,000</u>	<u>\$ 1,000,000</u>	<u>\$ -</u>	<u>\$ -</u>
\$ 22,212	\$ 22,212	\$ 22,212	\$ -	\$ -
1,218,684	1,218,684	1,218,684	-	-
2,700	2,033,000	1,798,204	234,796	-
-	3,150,000	3,126,047	23,953	-
176,900	25,077,900	21,550,982	3,526,918	-
1,800	984,300	883,084	101,216	-
<u>\$ 1,422,295</u>	<u>\$ 32,486,095</u>	<u>\$ 28,599,212</u>	<u>\$ 3,886,883</u>	<u>\$ -</u>
\$ -	\$ 503,365	\$ 503,365	\$ -	\$ -
-	797,618	117,415	-	680,203
-	371,787	-	-	371,787
26,700	12,948,900	9,939,390	-	3,009,510
<u>\$ 26,700</u>	<u>\$ 14,621,669</u>	<u>\$ 10,560,170</u>	<u>\$ -</u>	<u>\$ 4,061,499</u>
\$ 3,152	\$ 3,152	\$ 3,152	\$ -	\$ -
64,885	64,885	64,885	-	-
583	583	583	-	-
4,490	4,490	4,490	-	-
3,800	3,800	3,800	-	-
69,682	69,682	69,682	-	-
-	10,085,100	10,085,100	-	-
-	16,467,800	16,467,800	-	-
3,400	3,473,000	3,465,535	7,465	-
1,500	3,125,200	2,964,246	160,954	-
600	521,900	521,088	812	-
-	187,900	187,900	-	-
-	315,000	315,000	-	-
700	640,600	640,429	171	-
-	1,036,400	1,036,400	-	-
4,300	3,265,100	3,262,166	2,934	-
-	385,800	385,800	-	-
141,400	17,791,600	17,371,262	420,338	-
500	542,500	541,001	1,499	-
-	8,609,000	8,609,000	-	-
-	500,000	500,000	-	-
-	5,682,000	5,682,000	-	-
-	3,554,600	3,554,600	-	-
-	20,148,000	20,148,000	-	-
200	438,700	438,700	-	-
377,300	4,406,300	4,402,656	3,644	-
442,900	11,805,300	11,785,458	19,842	-

See accompanying notes to financial statements.

**STATE OF ARIZONA
GENERAL FUND
STATEMENT OF EXPENDITURES - APPROPRIATION TO ACTUAL
BUDGETARY (LEGAL) BASIS
FOR THE YEAR ENDED JUNE 30, 2020**

AGY	BFY	APCAT	APPROPRIATION NAME	JULY 1, 2019 CONTINUING APPROPRIATION AUTHORITY		GENERAL APPROPRIATIONS
SPA	2020	SP02000	SPECIAL WATER MASTER	-		489,500
TOTAL AGENCY				\$ -		\$ 112,498,500
SECRETARY OF STATE						
STA	2019	ST10000	ADMIN ADJUSTMENT OPERATING LUMP SUM APPROPRIATION	-		-
STA	2015	ST90006	LIBRARY GRANTS-IN-AID	4,120		-
STA	2016	ST90006	LIBRARY GRANTS-IN-AID	15,809		-
STA	2017	ST90006	LIBRARY GRANTS-IN-AID	38,973		-
STA	2018	ST90006	LIBRARY GRANTS-IN-AID	59,399		-
STA	2019	ST90006	LIBRARY GRANTS-IN-AID	121,400		-
STA	2020	ST90006	LIBRARY GRANTS-IN-AID	-		651,400
STA	2020	ST10000	OPERATING LUMP SUM APPROPRIATION	-		11,738,900
STA	2020	ST22000	PRESIDENTIAL PREFERENCE ELECTION	-		4,408,100
STA	2020	ST90005	STATEWIDE RADIO READING SVC FOR BLIND	-		97,000
STA	2020	ST50000	UNIFORM STATE LAWS COMMISSION	-		100,000
TOTAL AGENCY				\$ 239,701		\$ 16,995,400
OFFICE OF TOURISM						
TOA	2020	TO10001	ARIZONA PROMOTION	-		1,000,000
TOA	2020	TO10000	TOURISM FUND DEPOSIT	-		7,112,000
TOA	2020	TO10003	WINE PROMOTION	-		100,000
TOTAL AGENCY				\$ -		\$ 8,212,000
STATE TREASURER						
TRA	2019	TR31501	ADMIN ADJUSTMENT JUSTICE OF THE PEACE SALARIES	-		-
TRA	2020	TR31601	COM COL REIMBURSEMENT ARS 15-1469-01	-		-
TRA	2020	TR31501	JUSTICE OF THE PEACE SALARIES	-		1,205,100
TOTAL AGENCY				\$ -		\$ 1,205,100
BOARD OF TAX APPEALS						
TXA	2019	TX10000	ADMIN ADJUSTMENT OPERATING LUMP SUM APPROPRIATION	-		-
TXA	2020	TX10000	OPERATING LUMP SUM APPROPRIATION	-		280,400
TOTAL AGENCY				\$ -		\$ 280,400
TOTAL GENERAL GOVERNMENT				\$ 30,803,291		\$ 499,739,250
HEALTH AND WELFARE						
COMMISSION OF AFRICAN-AMERICAN AFFAIRS						
AMA	2019	AM10000	ADMIN ADJUSTMENT OPERATING LUMP SUM	-		-
AMA	2020	AM10000	OPERATING LUMP SUM	-		127,200
TOTAL AGENCY				\$ -		\$ 127,200
DEPARTMENT OF CHILD SAFETY						
CHA	2019	CHC1	ADMIN ADJUSTMENT DCS - CASEWORKERS	-		-
CHA	2019	CHD1	ADMIN ADJUSTMENT DCS - NEW CASE AIDES	-		-
CHA	2019	CHPS	ADMIN ADJUSTMENT DCS - PREVENTIVE SERVICES	-		-
CHA	2019	CH03	ADMIN ADJUSTMENT DCS ADOPTION SERVICES	-		-
CHA	2019	CH07	ADMIN ADJUSTMENT DCS ATTORNEY GENERAL LEGAL SERVICES	-		-
CHA	2019	CH20	ADMIN ADJUSTMENT DCS CHILD CARE SUBSIDY	-		-
CHA	2019	CH04	ADMIN ADJUSTMENT DCS FOSTER CARE PLACEMENT	-		-
CHA	2019	CH23	ADMIN ADJUSTMENT DCS FOSTER HOME RECRUITMENT, STUDY AND SUPERVISIO	-		-

See accompanying notes to financial statements.

SUPPLEMENTAL APPROPRIATIONS, MID-YEAR REVERSIONS AND ADJUSTMENTS	NET APPROPRIATIONS	EXPENDITURES	LAPSED APPROPRIATION AUTHORITY	JUNE 30, 2020 CONTINUING APPROPRIATION AUTHORITY
200	489,700	487,120	2,580	-
\$ 1,119,592	\$ 113,618,092	\$ 112,997,852	\$ 620,240	\$ -
\$ 181,472	\$ 181,472	\$ 181,472	\$ -	\$ -
-	4,120	4,120	-	-
-	15,809	15,809	-	-
-	38,973	38,973	-	-
-	59,399	53,098	-	6,301
-	121,400	77,500	-	43,900
-	651,400	542,001	-	109,399
373,500	12,112,400	11,387,713	724,687	-
2,616,900	7,025,000	1,907,234	-	5,117,766
-	97,000	97,000	-	-
(1,000)	99,000	61,500	37,500	-
\$ 3,170,872	\$ 20,405,973	\$ 14,366,421	\$ 762,187	\$ 5,277,366
\$ -	\$ 1,000,000	\$ 1,000,000	\$ -	\$ -
2,000	7,114,000	6,864,000	250,000	-
-	100,000	100,000	-	-
\$ 2,000	\$ 8,214,000	\$ 7,964,000	\$ 250,000	\$ -
\$ 298,070	\$ 298,070	\$ 298,070	\$ -	\$ -
3,420,800	3,420,800	3,420,800	-	-
-	1,205,100	823,357	381,743	-
\$ 3,718,870	\$ 4,923,970	\$ 4,542,226	\$ 381,743	\$ -
\$ 821	\$ 821	\$ 821	\$ -	\$ -
1,400	281,800	278,869	2,931	-
\$ 2,221	\$ 282,621	\$ 279,691	\$ 2,931	\$ -
\$ 649,001,352	\$ 1,179,543,893	\$ 1,129,675,958	\$ 8,253,981	\$ 41,613,954
\$ 556	\$ 556	\$ 556	\$ -	\$ -
900	128,100	127,404	696	-
\$ 1,456	\$ 128,656	\$ 127,960	\$ 696	\$ -
\$ 850,399	\$ 850,399	\$ 850,399	\$ -	\$ -
316,564	316,564	316,564	-	-
1,492,149	1,492,149	1,492,149	-	-
6,669,340	6,669,340	6,669,340	-	-
660,235	660,235	660,235	-	-
2,344,539	2,344,539	2,344,539	-	-
1,026,412	1,026,412	1,026,412	-	-
3,486,182	3,486,182	3,486,182	-	-

See accompanying notes to financial statements.

**STATE OF ARIZONA
GENERAL FUND
STATEMENT OF EXPENDITURES - APPROPRIATION TO ACTUAL
BUDGETARY (LEGAL) BASIS
FOR THE YEAR ENDED JUNE 30, 2020**

AGY	BFY	APCAT	APPROPRIATION NAME	JULY 1, 2019	
				CONTINUING APPROPRIATION AUTHORITY	GENERAL APPROPRIATIONS
CHA	2019	CH15	ADMIN ADJUSTMENT DCS GENERAL COUNSEL	-	-
CHA	2019	CH05	ADMIN ADJUSTMENT DCS INDEPENDENT LIVING MAINTENANCE	-	-
CHA	2019	CH11	ADMIN ADJUSTMENT DCS IN-HOME MITIGATION	-	-
CHA	2019	CH14	ADMIN ADJUSTMENT DCS INSPECTIONS BUREAU	-	-
CHA	2019	CH16	ADMIN ADJUSTMENT DCS OFFICE OF CHILD WELFARE INVESTIGATIONS	-	-
CHA	2019	CH01	ADMIN ADJUSTMENT DCS OPERATING LUMP SUM	-	-
CHA	2019	CH12	ADMIN ADJUSTMENT DCS OUT-OF-HOME SUPPORT SERVICES	-	-
CHA	2019	CH13	ADMIN ADJUSTMENT DCS OVERTIME	-	-
CHA	2019	CH06	ADMIN ADJUSTMENT DCS PERMANENT GUARDIAN SUBSIDY	-	-
CHA	2019	CH10	ADMIN ADJUSTMENT DCS RECORDS RETENTION STAFF	-	-
CHA	2019	CH17	ADMIN ADJUSTMENT DCS RETENTION PAY	-	-
CHA	2019	CH09	ADMIN ADJUSTMENT KINSHIP CARE	-	-
CHA	2020	CH02	CONGREGATE GROUP CARE	-	36,028,000
CHA	2020	CHC1	DCS - CASEWORKERS	-	39,377,000
CHA	2020	CHD1	DCS - NEW CASE AIDES	-	1,298,000
CHA	2020	CHPS	DCS - PREVENTIVE SERVICES	-	4,000,000
CHA	2020	CH03	DCS ADOPTION SERVICES	-	84,965,840
CHA	2020	CH07	DCS ATTORNEY GENERAL LEGAL SERVICES	-	19,741,900
CHA	2020	CH20	DCS CHILD CARE SUBSIDY	-	7,000,000
CHA	2020	CH04	DCS FOSTER CARE PLACEMENT	-	23,187,500
CHA	2020	CH23	DCS FOSTER HOME RECRUITMENT, STUDY AND SUPERVISION	-	19,652,160
CHA	2020	CH15	DCS GENERAL COUNSEL	-	155,900
CHA	2020	CH05	DCS INDEPENDENT LIVING MAINTENANCE	-	2,969,300
CHA	2020	CH11	DCS IN-HOME MITIGATION	-	6,971,700
CHA	2020	CH14	DCS INSPECTIONS BUREAU	-	1,336,200
CHA	2020	CH16	DCS OFFICE OF CHILD WELFARE INVESTIGATIONS	-	9,431,000
CHA	2020	CH01	DCS OPERATING LUMP SUM	-	55,703,300
CHA	2020	CH12	DCS OUT-OF-HOME SUPPORT SERVICES	-	48,512,100
CHA	2020	CH13	DCS OVERTIME	-	2,178,700
CHA	2020	CH06	DCS PERMANENT GUARDIAN SUBSIDY	-	10,573,900
CHA	2020	CH10	DCS RECORDS RETENTION STAFF	-	498,200
CHA	2020	CH19	DCS TRAINING RESOURCES	-	150,000
CHA	2020	CH09	KINSHIP CARE	-	4,500,000
TOTAL AGENCY				\$ -	\$ 378,230,700

DEPARTMENT OF ECONOMIC SECURITY

DEA	2017	DE0019	ACHIEVING A BETTER LIFE EXPERIENCE ACT PROGRAM	\$ 15,440	\$ -
DEA	2019	DE61	ADMIN ADJUSTMENT ADULT SERVICES	-	-
DEA	2019	DE11	ADMIN ADJUSTMENT ATTORNEY GENERAL LEGAL SERVICES	-	-
DEA	2019	DE24	ADMIN ADJUSTMENT CASE MANAGEMENT-TITLE XIX	-	-
DEA	2019	DE64	ADMIN ADJUSTMENT COORDINATED HOMELESS PROGRAM	-	-
DEA	2019	DE33	ADMIN ADJUSTMENT COORDINATED HUNGER	-	-
DEA	2019	DE22A	ADMIN ADJUSTMENT DDD ARIZONA EARLY INTERVENTION PROGRAM	-	-
DEA	2019	DE20A	ADMIN ADJUSTMENT DDD OPERATING LUMP SUM	-	-
DEA	2019	DE21B	ADMIN ADJUSTMENT DDD PROGRAM EXPENSES SUPPLEMENTAL	-	-
DEA	2019	DE23A	ADMIN ADJUSTMENT DDD STATE-ONLY ROOM AND BOARD EXPENSES - ONE TIME	-	-
DEA	2019	DE00	ADMIN ADJUSTMENT DES OPERATING LUMP SUM	-	-
DEA	2019	DE65	ADMIN ADJUSTMENT DOMESTIC VIOLENCE PREVENTION	-	-
DEA	2019	DE22	ADMIN ADJUSTMENT HOME & COMMUNITY SERVICES - STATE ONLY	-	-
DEA	2019	DE25	ADMIN ADJUSTMENT HOME AND COMMUNITY BASED SVC-TITLE XIX	-	-
DEA	2019	DE55	ADMIN ADJUSTMENT INDEPENDENT LIVING REHABILITATION SVCS	-	-
DEA	2019	DE26	ADMIN ADJUSTMENT INSTITUTIONAL SERVICES-TITLE XIX	-	-
DEA	2019	DE54	ADMIN ADJUSTMENT JOBS	-	-

See accompanying notes to financial statements.

SUPPLEMENTAL APPROPRIATIONS, MID-YEAR REVERSIONS AND ADJUSTMENTS	NET APPROPRIATIONS	EXPENDITURES	LAPSED APPROPRIATION AUTHORITY	JUNE 30, 2020 CONTINUING APPROPRIATION AUTHORITY
335	335	335	-	-
642,285	642,285	642,285	-	-
1,429,316	1,429,316	1,429,316	-	-
61,283	61,283	61,283	-	-
12,507	12,507	12,507	-	-
40,897	40,897	40,897	-	-
4,961,631	4,961,631	4,961,631	-	-
174,445	174,445	174,445	-	-
1,004,177	1,004,177	1,004,177	-	-
26,821	26,821	26,821	-	-
38,805	38,805	38,805	-	-
89,070	89,070	89,070	-	-
-	36,028,000	31,444,462	4,583,538	-
3,512,200	42,889,200	42,389,840	499,360	-
98,100	1,396,100	1,278,417	117,683	-
-	4,000,000	1,608,594	2,391,406	-
-	84,965,840	72,066,715	12,899,125	-
-	19,741,900	19,741,900	-	-
-	7,000,000	2,031,376	4,968,624	-
-	23,187,500	15,561,736	7,625,764	-
-	19,652,160	18,019,468	1,632,692	-
200	156,100	118,907	37,193	-
-	2,969,300	2,752,169	217,131	-
-	6,971,700	6,675,113	296,587	-
1,500	1,337,700	1,317,252	20,448	-
13,300	9,444,300	8,174,725	1,269,575	-
2,793,500	58,496,800	57,936,493	560,307	-
-	48,512,100	46,090,312	2,421,788	-
3,800	2,182,500	1,779,398	403,102	-
-	10,573,900	9,423,085	1,150,815	-
100	498,300	314,314	183,986	-
-	150,000	-	150,000	-
-	4,500,000	3,554,915	945,085	-
\$ 31,750,093	\$ 409,980,793	\$ 367,606,584	\$ 42,374,209	\$ -

\$ -	\$ 15,440	\$ 14,097	\$ -	\$ 1,343
468,740	468,740	468,740	-	-
179,416	179,416	179,416	-	-
100,000	100,000	100,000	-	-
55,591	55,591	55,591	-	-
11,821	11,821	11,821	-	-
3,896,543	3,896,543	3,896,543	-	-
8,264,302	8,264,302	8,264,302	-	-
10,400,000	10,400,000	10,400,000	-	-
2,000,000	2,000,000	2,000,000	-	-
5,568,389	5,568,389	5,568,389	-	-
34,235	34,235	34,235	-	-
1,350,212	1,350,212	1,350,212	-	-
100,000	100,000	100,000	-	-
60,228	60,228	60,228	-	-
100,000	100,000	100,000	-	-
157,711	157,711	157,711	-	-

See accompanying notes to financial statements.

**STATE OF ARIZONA
GENERAL FUND
STATEMENT OF EXPENDITURES - APPROPRIATION TO ACTUAL
BUDGETARY (LEGAL) BASIS
FOR THE YEAR ENDED JUNE 30, 2020**

AGY	BFY	APCAT	APPROPRIATION NAME	JULY 1, 2019	
				CONTINUING APPROPRIATION AUTHORITY	GENERAL APPROPRIATIONS
DEA	2019	DE27	ADMIN ADJUSTMENT MEDICAL SERVICES-TITLE XIX	-	-
DEA	2019	DE34	ADMIN ADJUSTMENT ONETIME FOOD BANK FUNDING	-	-
DEA	2019	DE52	ADMIN ADJUSTMENT REHABILITATION SERVICES	-	-
DEA	2019	DE23	ADMIN ADJUSTMENT STATE FUNDED LONG-TERM CARE SERVICES	-	-
DEA	2020	DE61	ADULT SERVICES	-	8,731,900
DEA	2020	DE11	ATTORNEY GENERAL LEGAL SERVICES	-	1,223,800
DEA	2020	DE21	CASE MANAGEMENT-STATE ONLY	-	6,175,300
DEA	2020	DE24	CASE MANAGEMENT-TITLE XIX	-	22,740,600
DEA	2020	DE64	COORDINATED HOMELESS PROGRAM	-	873,100
DEA	2020	DE33	COORDINATED HUNGER	-	1,254,600
DEA	2020	DE22A	DDD ARIZONA EARLY INTERVENTION PROGRAM	-	6,319,000
DEA	2020	DE20A	DDD OPERATING LUMP SUM	-	31,417,700
DEA	2020	DE20B	DDD PREMIUM TAX PAYMENT	-	10,690,000
DEA	2020	DE21A	DDD TARGETED CASE MANAGEMENT-MEDICAID	-	3,248,800
DEA	2020	DE00	DES OPERATING LUMP SUM	-	78,778,200
DEA	2020	DE65	DOMESTIC VIOLENCE PREVENTION	-	3,283,000
DEA	2020	DE68	FAMILY CAREGIVER	-	1,000,000
DEA	2019	DE36	FOOD BANK FUNDING STORAGE	950,000	-
DEA	2020	DE22	HOME & COMMUNITY SERVICES - STATE ONLY	-	13,589,000
DEA	2020	DE25	HOME AND COMMUNITY BASED SVC-TITLE XIX	-	411,319,900
DEA	2020	DE55	INDEPENDENT LIVING REHABILITATION SVCS	-	166,000
DEA	2020	DE26	INSTITUTIONAL SERVICES-TITLE XIX	-	14,995,000
DEA	2020	DE54	JOBS	-	300,000
DEA	2020	DE29	MEDICAL CLAWBACK	-	4,517,800
DEA	2020	DE27B	PHYSICAL AND BEHAVIORAL HEALTH SERVICES-MEDICAID	-	108,624,800
DEA	2020	DE52	REHABILITATION SERVICES	-	6,594,400
DEA	2019	DE35	SNAP ARIZONA FARMERS MARKET	320,033	-
DEA	2020	DE23	STATE FUNDED LONG-TERM CARE SERVICES	-	8,592,000
DEA	2020	DE32	TRIBAL PASS-THRU FUNDING	-	4,680,300
TOTAL AGENCY				\$ 1,285,474	\$ 749,115,200
DEPARTMENT OF ENVIRONMENTAL QUALITY					
EVA	2020	EV20001	DUST SUPPRESSION PILOT PROGRAM	\$ -	\$ 200,000
TOTAL AGENCY				\$ -	\$ 200,000
ARIZONA HEALTH CARE COST CONTAINMENT SYSTEM					
HCA	2020	HC14500	ACA ADULT EXPANSION	\$ -	\$ 5,393,400
HCA	2019	HC11031	ADMIN ADJUSTMENT ADOA DATA CENTER	-	-
HCA	2019	HC15000	ADMIN ADJUSTMENT ALTCS SERVICES	-	-
HCA	2019	HC17300	ADMIN ADJUSTMENT CRISIS SERVICES	-	-
HCA	2019	HC12032	ADMIN ADJUSTMENT DES ELIGIBILITY	-	-
HCA	2019	HC14071	ADMIN ADJUSTMENT DISPROPORTIONATE SHARE PAYMENTS	-	-
HCA	2019	HC17100	ADMIN ADJUSTMENT NON MEDICAID SERIOUSLY MENTALLY ILL SERVICES	-	-
HCA	2019	HC11000	ADMIN ADJUSTMENT OPERATING LUMP SUM APPROPRIATION	-	-
HCA	2019	HC20018	ADMIN ADJUSTMENT PROP 204 AHCCCS ADMINISTRATION	-	-
HCA	2019	HC20032	ADMIN ADJUSTMENT PROP 204 DES ELIGIBILITY	-	-
HCA	2019	HC17200	ADMIN ADJUSTMENT SUPPORTED HOUSING	-	-
HCA	2020	HC11031	ADOA DATA CENTER	-	5,915,400
HCA	2020	HC15000	ALTCS SERVICES	-	234,042,300
HCA	2020	HC14600	BEHAVIORAL HEALTH SERVICES IN SCHOOLS	-	3,000,000
HCA	2020	HC28200	CHIP - SERVICES	-	7,523,800
HCA	2020	HC17300	CRISIS SERVICES	-	14,141,100
HCA	2020	HC12032	DES ELIGIBILITY	-	25,491,200

See accompanying notes to financial statements.

SUPPLEMENTAL APPROPRIATIONS, MID-YEAR REVERSIONS AND ADJUSTMENTS	NET APPROPRIATIONS	EXPENDITURES	LAPSED APPROPRIATION AUTHORITY	JUNE 30, 2020 CONTINUING APPROPRIATION AUTHORITY
100,000	100,000	100,000	-	-
57,532	57,532	57,532	-	-
1,476,955	1,476,955	1,476,955	-	-
6,605,926	6,605,926	6,605,926	-	-
-	8,731,900	7,006,716	1,725,184	-
3,900	1,227,700	1,218,745	8,955	-
19,300	6,194,600	4,430,034	1,764,566	-
71,100	22,811,700	22,761,930	49,770	-
-	873,100	855,756	17,344	-
-	1,254,600	1,017,514	237,086	-
-	6,319,000	2,359,262	3,959,738	-
59,400	31,477,100	24,343,509	7,133,591	-
-	10,690,000	10,690,000	-	-
10,400	3,259,200	3,251,920	7,280	-
387,800	79,166,000	73,165,245	6,000,755	-
-	3,283,000	3,141,990	141,010	-
-	1,000,000	1,000,000	-	-
-	950,000	429,389	-	520,611
-	13,589,000	10,794,373	2,794,627	-
13,100	411,333,000	411,323,830	9,170	-
-	166,000	45,843	120,157	-
20,500	15,015,500	15,001,150	14,350	-
-	300,000	272,900	27,100	-
-	4,517,800	4,517,800	-	-
7,500	108,632,300	108,627,050	5,250	-
-	6,594,400	3,626,071	2,968,329	-
-	320,033	303,541	-	16,492
-	8,592,000	8,592,000	-	-
-	4,680,300	4,680,300	-	-
<u>\$ 41,580,602</u>	<u>\$ 791,981,276</u>	<u>\$ 764,458,569</u>	<u>\$ 26,984,261</u>	<u>\$ 538,446</u>
<u>\$ -</u>	<u>\$ 200,000</u>	<u>\$ 200,000</u>	<u>\$ -</u>	<u>\$ -</u>
<u>\$ -</u>	<u>\$ 200,000</u>	<u>\$ 200,000</u>	<u>\$ -</u>	<u>\$ -</u>
\$ -	\$ 5,393,400	\$ 5,393,400	\$ -	\$ -
1,073,956	1,073,956	1,073,956	-	-
247,140	247,140	247,140	-	-
84,950	84,950	84,950	-	-
2,075,886	2,075,886	2,075,886	-	-
256,253	256,253	256,253	-	-
1,850,769	1,850,769	1,850,769	-	-
1,838,645	1,838,645	1,838,645	-	-
364,329	364,329	364,329	-	-
7,615,839	7,615,839	7,615,839	-	-
600,000	600,000	600,000	-	-
-	5,915,400	4,085,802	1,829,598	-
-	234,042,300	234,042,300	-	-
-	3,000,000	3,000,000	-	-
-	7,523,800	4,355,771	3,168,029	-
-	14,141,100	14,051,413	89,687	-
-	25,491,200	24,421,155	1,070,045	-

See accompanying notes to financial statements.

**STATE OF ARIZONA
GENERAL FUND
STATEMENT OF EXPENDITURES - APPROPRIATION TO ACTUAL
BUDGETARY (LEGAL) BASIS
FOR THE YEAR ENDED JUNE 30, 2020**

AGY	BFY	APCAT	APPROPRIATION NAME	JULY 1, 2019 CONTINUING APPROPRIATION AUTHORITY	GENERAL APPROPRIATIONS
HCA	2020	HC14071	DISPROPORTIONATE SHARE PAYMENTS	-	265,300
HCA	2020	HC14290	GRADUATE MEDICAL EDUCATION	-	3,000,000
HCA	2020	HC14291	GRADUATE MEDICAL EDUCATION COMMUNITY CENTERS	-	750,000
HCA	2020	HC14420	MEDICAID BEHAVIORAL HEALTH CMDP	-	54,297,600
HCA	2020	HC17100	NON MEDICAID SERIOUSLY MENTALLY ILL SERVICES	-	77,646,900
HCA	2020	HC11000	OPERATING LUMP SUM APPROPRIATION	-	28,492,900
HCA	2020	HC20018	PROP 204 AHCCCS ADMINISTRATION	-	4,205,800
HCA	2020	HC20032	PROP 204 DES ELIGIBILITY	-	16,815,800
HCA	2020	HC14300	PROPOSITION 204 SERVICES	-	95,088,500
HCA	2020	HC14073	RURAL HOSPITAL REIMBURSEMENT	-	8,578,000
HCA	2020	HC11200	SUICIDE PREVENTON COORDINATOR	-	100,000
HCA	2020	HC17200	SUPPORTED HOUSING	-	5,324,800
HCA	2020	HC14400	TRADITIONAL MEDICAID SERVICES	-	1,170,627,100
TOTAL AGENCY				\$ -	\$ 1,760,699,900

DEPARTMENT OF HEALTH SERVICES

HSA	2019	HS20001	ADMIN ADJUSTMENT AGENCYWIDE OPERATING LUMP SUM APPN	\$ -	\$ -
HSA	2019	HS71000	ADMIN ADJUSTMENT ARIZONA STATE HOSPITAL - OPERATING	-	-
HSA	2019	HS71002	ADMIN ADJUSTMENT ASH - SEXUALLY VIOLENT PERSONS	-	-
HSA	2019	HS42060	ADMIN ADJUSTMENT BREAST AND CERVICAL CANCER SCREENING	-	-
HSA	2019	HS50010	ADMIN ADJUSTMENT COUNTY TUBERCULOSIS PROVIDER CARE - CTL	-	-
HSA	2019	HS43010	ADMIN ADJUSTMENT HIGH RISK PERINATAL SERVICES	-	-
HSA	2019	HS50910	ADMIN ADJUSTMENT NON RENAL DISEASE MANAGEMENT	-	-
HSA	2019	HS58050	ADMIN ADJUSTMENT POISON CONTROL CENTER FUNDING	-	-
HSA	2019	HS50920	ADMIN ADJUSTMENT RENAL TRANSPLANT DRUGS	-	-
HSA	2020	HS42010	ADULT CYSTIC FIBROSIS	-	105,200
HSA	2020	HS20001	AGENCYWIDE OPERATING LUMP SUM APPN	-	16,031,700
HSA	2020	HS50070	ALZHEIMER DISEASE RESEARCH	-	125,000
HSA	2020	HS71000	ARIZONA STATE HOSPITAL - OPERATING	-	58,559,900
HSA	2020	HS71002	ASH - SEXUALLY VIOLENT PERSONS	-	9,684,900
HSA	2020	HS42060	BREAST AND CERVICAL CANCER SCREENING	-	1,369,400
HSA	2020	HS50030	COMMUNITY-BASED PRIMARY CARE	-	700,000
HSA	2020	HS50010	COUNTY TUBERCULOSIS PROVIDER CARE - CTL	-	590,700
HSA	2020	HS43010	HIGH RISK PERINATAL SERVICES	-	2,093,400
HSA	2020	HS50910	NON RENAL DISEASE MANAGEMENT	-	198,000
HSA	2020	HS58050	POISON CONTROL CENTER FUNDING	-	990,000
HSA	2020	HS80250	PUBLIC HEALTH EMERGENCIES FUND DEPOSIT	-	106,600
HSA	2020	HS50920	RENAL TRANSPLANT DRUGS	-	183,000
HSA	2020	HS50040	RURAL HOSPITALS - PREGNANT WOMEN	-	1,000,000
HSA	2020	HS52011	STATE LOAN REPAYMENT PROGRAM	-	750,000
HSA	2020	HS80200	TRAUMA SERVICES - BENSON	-	900,000
HSA	2020	HS80400	TRAUMA SERVICES - WILLCOX	-	600,000
HSA	2020	HS42050	VULNERABLE CAREGIVER WORKSHOPS	-	250,000
TOTAL AGENCY				\$ -	\$ 94,237,800

GOVERNOR'S OFFICE ON TRIBAL RELATIONS

IAA	2019	IA10000	ADMIN ADJUSTMENT OPERATING LUMP SUM APPROPRIATION	\$ -	\$ -
IAA	2020	IA10000	OPERATING LUMP SUM APPROPRIATION	-	60,900
TOTAL AGENCY				\$ -	\$ 60,900

DEPARTMENT OF VETERANS' SERVICES

VSA	2019	VS30000	ADMIN ADJUSTMENT ARIZONA STATE VETERANS CEMETERIES	\$ -	\$ -
-----	------	---------	--	------	------

See accompanying notes to financial statements.

SUPPLEMENTAL APPROPRIATIONS, MID-YEAR REVERSIONS AND ADJUSTMENTS	NET APPROPRIATIONS	EXPENDITURES	LAPSED APPROPRIATION AUTHORITY	JUNE 30, 2020 CONTINUING APPROPRIATION AUTHORITY
-	265,300	-	265,300	-
-	3,000,000	-	-	3,000,000
-	750,000	750,000	-	-
2,000,000	56,297,600	53,113,589	3,184,011	-
-	77,646,900	75,904,714	1,742,186	-
(105,300)	28,387,600	25,407,287	2,980,313	-
667,300	4,873,100	3,630,977	1,242,123	-
-	16,815,800	9,670,993	7,144,807	-
-	95,088,500	95,088,500	-	-
-	8,578,000	8,577,998	2	-
-	100,000	51,991	48,009	-
-	5,324,800	5,201,261	123,539	-
43,464,800	1,214,091,900	1,103,575,848	110,516,052	-
<u>\$ 62,034,566</u>	<u>\$ 1,822,734,466</u>	<u>\$ 1,686,330,766</u>	<u>\$ 133,403,701</u>	<u>\$ 3,000,000</u>

\$ 763,365	\$ 763,365	\$ 763,365	\$ -	\$ -
1,759,594	1,759,594	1,759,594	-	-
527,760	527,760	527,760	-	-
592,989	592,989	592,989	-	-
76,969	76,969	76,969	-	-
359,913	359,913	359,913	-	-
188,100	188,100	188,100	-	-
390,288	390,288	390,288	-	-
45,750	45,750	45,750	-	-
-	105,200	78,900	26,300	-
70,200	16,101,900	13,304,007	2,797,893	-
-	125,000	125,000	-	-
2,824,800	61,384,700	48,674,563	12,710,137	-
25,500	9,710,400	7,690,709	2,019,691	-
-	1,369,400	855,443	513,957	-
-	700,000	697,318	2,682	-
-	590,700	477,087	113,613	-
-	2,093,400	1,825,837	267,563	-
-	198,000	29,071	168,930	-
-	990,000	485,483	504,518	-
-	106,600	106,600	-	-
-	183,000	91,500	91,500	-
-	1,000,000	-	1,000,000	-
-	750,000	507,508	242,492	-
-	900,000	900,000	-	-
-	600,000	600,000	-	-
-	250,000	166,000	-	84,000
<u>\$ 7,625,227</u>	<u>\$ 101,863,027</u>	<u>\$ 81,319,753</u>	<u>\$ 20,459,274</u>	<u>\$ 84,000</u>

\$ 1,746	\$ 1,746	\$ 1,746	\$ -	\$ -
2,000	62,900	59,667	3,233	-
<u>\$ 3,746</u>	<u>\$ 64,646</u>	<u>\$ 61,413</u>	<u>\$ 3,233</u>	<u>\$ -</u>

\$ 10,975	\$ 10,975	\$ 10,975	\$ -	\$ -
-----------	-----------	-----------	------	------

See accompanying notes to financial statements.

**STATE OF ARIZONA
GENERAL FUND
STATEMENT OF EXPENDITURES - APPROPRIATION TO ACTUAL
BUDGETARY (LEGAL) BASIS
FOR THE YEAR ENDED JUNE 30, 2020**

AGY	BFY	APCAT	APPROPRIATION NAME	JULY 1, 2019 CONTINUING APPROPRIATION AUTHORITY	GENERAL APPROPRIATIONS
VSA	2019	VS21000	ADMIN ADJUSTMENT OPERATING LUMP SUM APPROPRIATION	-	-
VSA	2019	VS21200	ADMIN ADJUSTMENT VETERANS BENEFIT COUNSELING	-	-
VSA	2020	VS30000	ARIZONA STATE VETERANS CEMETERIES	-	930,800
VSA	2020	VS80800	AZ VETERAN'S SUICIDE PREVENTION	-	1,225,500
VSA	2020	VS80900	AZ VETERAN'S TRAUMA TREATMENT SERVICES	-	450,000
VSA	2008	VS21403	MILITARY FAMILY RELIEF FUND	15,291	-
VSA	2020	VS21000	OPERATING LUMP SUM APPROPRIATION	-	2,323,800
VSA	2020	VS21200	VETERANS BENEFIT COUNSELING	-	2,841,000
TOTAL AGENCY				\$ 15,291	\$ 7,771,100
TOTAL HEALTH AND WELFARE				\$ 1,300,765	\$ 2,990,442,800
INSPECTION AND REGULATION					
DEPARTMENT OF AGRICULTURE					
AHA	2019	AH10009	ADMIN ADJUSTMENT AG CONSULTING AND TRAINING PARI-MUTUEL	\$ -	\$ -
AHA	2019	AH10003	ADMIN ADJUSTMENT ANIMAL DAMAGE CONTROL	-	-
AHA	2019	AH10000	ADMIN ADJUSTMENT OPERATING LUMP SUM APPROPRIATION	-	-
AHA	2020	AH10009	AG CONSULTING AND TRAINING PARI-MUTUEL	-	128,500
AHA	2020	AH10006	AGRICULTURAL EMPLOYMENT RELATIONS BOARD	-	23,300
AHA	2020	AH10003	ANIMAL DAMAGE CONTROL	-	65,000
AHA	2020	AH10016	INDUSTRIAL HEMP GENERAL FUND APPROPRIATION AGRICULTURE	-	-
AHA	2020	AH10015	INDUSTRIAL HEMP GENERAL FUND APPROPRIATION PLANT SERVICES	-	-
AHA	2020	AH10000	OPERATING LUMP SUM APPROPRIATION	-	9,948,900
AHA	2020	AH10005	RED IMPORTED FIRE ANT	-	23,200
TOTAL AGENCY				\$ -	\$ 10,188,900
DEPARTMENT OF FINANCIAL INSTITUTIONS					
BDA	2019	BD10000	ADMIN ADJUSTMENT OPERATING LUMP SUM APPROPRIATION	\$ -	\$ -
BDA	2020	BD10000	OPERATING LUMP SUM APPROPRIATION	-	1,984,800
TOTAL AGENCY				\$ -	\$ 1,984,800
ARIZONA COMMERCE AUTHORITY					
CAA	2020	CA10220	ONETIME FUNDING-ISRAEL	\$ -	\$ 100,000
CAA	2020	CA10060	RURAL BROADBAND GRANTS	-	3,000,000
CAA	2020	CA10200	TRADE OFFICE- MEXICO CITY, GUANAJUATO, CHIHUAHUA	-	500,000
CAA	2020	CA10210	TRADE OFFICE-ISRAEL	-	175,000
TOTAL AGENCY				\$ -	\$ 3,775,000
CORPORATION COMMISSION					
CCA	2019	CC10000	ADMIN ADJUSTMENT OPERATING LUMP SUM APPROPRIATION	\$ -	\$ -
CCA	2020	CC10000	OPERATING LUMP SUM APPROPRIATION	-	618,000
TOTAL AGENCY				\$ -	\$ 618,000
DEPARTMENT OF GAMING					
GMA	2020	GM12391	COUNTY FAIR LIVESTOCK AND AGRICULTURAL	-	2,509,500
TOTAL AGENCY				\$ -	\$ 2,509,500
DEPARTMENT OF INSURANCE					
IDA	2019	ID10000	ADMIN ADJUSTMENT OPERATING LUMP SUM APPROPRIATION	\$ -	\$ -
IDA	2020	ID10000	OPERATING LUMP SUM APPROPRIATION	-	5,628,400
TOTAL AGENCY				\$ -	\$ 5,628,400

See accompanying notes to financial statements.

SUPPLEMENTAL APPROPRIATIONS, MID-YEAR REVERSIONS AND ADJUSTMENTS	NET APPROPRIATIONS	EXPENDITURES	LAPSED APPROPRIATION AUTHORITY	JUNE 30, 2020 CONTINUING APPROPRIATION AUTHORITY
108,228	108,228	108,228	-	-
37,670	37,670	37,670	-	-
500	931,300	788,711	142,589	-
-	1,225,500	-	1,225,500	-
-	450,000	-	450,000	-
-	15,291	-	-	15,291
19,900	2,343,700	2,208,217	135,483	-
1,400	2,842,400	2,777,056	65,344	-
<u>\$ 178,672</u>	<u>\$ 7,965,063</u>	<u>\$ 5,930,857</u>	<u>\$ 2,018,916</u>	<u>\$ 15,291</u>
<u>\$ 143,174,363</u>	<u>\$ 3,134,917,928</u>	<u>\$ 2,906,035,900</u>	<u>\$ 225,244,290</u>	<u>\$ 3,637,737</u>
\$ 205	\$ 205	\$ 205	-	-
17,813	17,813	17,813	-	-
113,257	113,257	113,257	-	-
-	128,500	127,005	1,495	-
-	23,300	23,300	-	-
-	65,000	64,996	4	-
500,000	500,000	500,000	-	-
250,000	250,000	234,300	15,700	-
(73,400)	9,875,500	9,253,421	622,079	-
-	23,200	23,200	-	-
<u>\$ 807,874</u>	<u>\$ 10,996,774</u>	<u>\$ 10,357,496</u>	<u>\$ 639,279</u>	<u>\$ -</u>
\$ 62,834	\$ 62,834	\$ 62,834	-	-
(3,900)	1,980,900	1,625,901	354,999	-
<u>\$ 58,934</u>	<u>\$ 2,043,734</u>	<u>\$ 1,688,735</u>	<u>\$ 354,999</u>	<u>\$ -</u>
\$ -	\$ 100,000	\$ 100,000	-	-
-	3,000,000	3,000,000	-	-
-	500,000	500,000	-	-
-	175,000	175,000	-	-
<u>\$ -</u>	<u>\$ 3,775,000</u>	<u>\$ 3,775,000</u>	<u>\$ -</u>	<u>\$ -</u>
\$ 419	\$ 419	\$ 419	-	-
2,800	620,800	620,800	-	-
<u>\$ 3,219</u>	<u>\$ 621,219</u>	<u>\$ 621,219</u>	<u>\$ -</u>	<u>\$ -</u>
\$ -	\$ 2,509,500	\$ 2,509,500	-	-
<u>\$ -</u>	<u>\$ 2,509,500</u>	<u>\$ 2,509,500</u>	<u>\$ -</u>	<u>\$ -</u>
\$ 50,594	\$ 50,594	\$ 50,594	-	-
34,800	5,663,200	4,908,219	754,981	-
<u>\$ 85,394</u>	<u>\$ 5,713,794</u>	<u>\$ 4,958,813</u>	<u>\$ 754,981</u>	<u>\$ -</u>

See accompanying notes to financial statements.

**STATE OF ARIZONA
GENERAL FUND
STATEMENT OF EXPENDITURES - APPROPRIATION TO ACTUAL
BUDGETARY (LEGAL) BASIS
FOR THE YEAR ENDED JUNE 30, 2020**

AGY	BFY	APCAT	APPROPRIATION NAME	JULY 1, 2019 CONTINUING APPROPRIATION AUTHORITY	GENERAL APPROPRIATIONS
STATE MINE INSPECTOR					
MIA	2020	MI89999	ABANDONED MINES SAFETY FUND DEPOSIT	\$ -	\$ 194,700
MIA	2019	MI89999	ADMIN ADJUSTMENT ABANDONED MINES SAFETY FUND DEPOSIT	-	-
MIA	2019	MI10000	ADMIN ADJUSTMENT OPERATING LUMP SUM APPROPRIATION	-	-
MIA	2020	MI10000	OPERATING LUMP SUM APPROPRIATION	-	1,061,100
TOTAL AGENCY				\$ -	\$ 1,255,800
REAL ESTATE DEPARTMENT					
REA	2020	RE10000	OPERATING LUMP SUM APPROPRIATION	\$ -	\$ 2,911,700
TOTAL AGENCY				\$ -	\$ 2,911,700
TOTAL INSPECTION AND REGULATION				\$ -	\$ 28,872,100
EDUCATION					
ARIZONA STATE UNIVERSITY					
ASA	2020	AS10700	ARIZONA FINANCIAL AID TRUST	\$ -	\$ 5,985,800
ASA	2020	AS10500	BIOMEDICAL INFORMATICS	-	3,716,800
ASA	2020	AS18000	DOWNTOWN PHOENIX CAMPUS	-	13,804,200
ASA	2020	AS10800	ONE TIME FUNDING	-	-
ASA	2020	AS10000	OPERATING LUMP SUM APPROPRIATION - MAIN	-	271,344,100
ASA	2020	AS40000	RESEARCH INFRASTRUCTURE LEASE-PURCH PYMT	-	-
ASA	2020	AS12001	RESEARCH INFRASTRUCTURE LPP-POLYTECHNIC	-	-
ASA	2020	AS10600	SCHOOL OF CIVIC AND ECONOMIC THOUGHT AND LEADERSHIP	-	3,023,800
TOTAL AGENCY				\$ -	\$ 297,874,700
BOARD OF REGENTS					
BRA	2020	BR41000	ADAPTIVE ATHLETICS	\$ -	\$ 160,000
BRA	2020	BR43000	ARIZONA TEACHER ACADEMY	-	15,000,000
BRA	2020	BR70000	ARIZONA TEACHERS INCENTIVE PROGRAM	-	90,000
BRA	2020	BR60000	AZ TRANSFER ARTICULATION SUPPORT SYSTEM	-	213,700
BRA	2020	BR20000	OPERATING LUMP SUM APPROPRIATION	-	2,363,400
BRA	2020	BR42000	WASHINGTON, D.C. INTERNSHIPS	-	300,000
BRA	2020	BR11000	WESTERN INTERSTATE COMMISSION OFFICE	-	153,000
BRA	2020	BR12000	WICHE STUDENT SUBSIDIES	-	4,078,000
TOTAL AGENCY				\$ -	\$ 22,358,100
STATE BOARD FOR CHARTER SCHOOLS					
CSA	2019	CS10000	ADMIN ADJUSTMENT OPERATING LUMP SUM APPROPRIATION	\$ -	\$ -
CSA	2020	CS10000	OPERATING LUMP SUM APPROPRIATION	-	1,602,600
TOTAL AGENCY				\$ -	\$ 1,602,600
BOARD OF EDUCATION					
EBA	2019	EB10000	ADMIN ADJUSTMENT OPERATING LUMP SUM	\$ -	\$ -
EBA	2020	EB10000	OPERATING LUMP SUM	-	1,146,300
TOTAL AGENCY				\$ -	\$ 1,146,300
DEPARTMENT OF EDUCATION					
EDA	2019	ED16850	ACCNTABILITY-SCH SAFETY PROP301	\$ 4,103,773	\$ -
EDA	2020	ED16850	ACCNTABILITY-SCH SAFETY PROP301	-	-
EDA	2020	ED13950	ACHIEVEMENT TESTING	-	9,422,500

See accompanying notes to financial statements.

SUPPLEMENTAL APPROPRIATIONS, MID-YEAR REVERSIONS AND ADJUSTMENTS	NET APPROPRIATIONS	EXPENDITURES	LAPSED APPROPRIATION AUTHORITY	JUNE 30, 2020 CONTINUING APPROPRIATION AUTHORITY
\$ -	\$ 194,700	\$ 171,673	\$ 23,027	\$ -
2,020	2,020	2,020	-	-
3,550	3,550	3,550	-	-
13,500	1,074,600	907,399	167,201	-
<u>\$ 19,070</u>	<u>\$ 1,274,870</u>	<u>\$ 1,084,642</u>	<u>\$ 190,228</u>	<u>\$ -</u>
\$ (2,200)	\$ 2,909,500	\$ 2,467,710	\$ 441,790	\$ -
<u>\$ (2,200)</u>	<u>\$ 2,909,500</u>	<u>\$ 2,467,710</u>	<u>\$ 441,790</u>	<u>\$ -</u>
<u>\$ 972,292</u>	<u>\$ 29,844,392</u>	<u>\$ 27,463,114</u>	<u>\$ 2,381,277</u>	<u>\$ -</u>
\$ -	\$ 5,985,800	\$ 5,985,800	\$ -	\$ -
(500)	3,716,300	3,716,300	-	-
(4,100)	13,800,100	13,800,100	-	-
18,900,000	18,900,000	18,900,000	-	-
(477,300)	270,866,800	270,866,800	-	-
12,539,300	12,539,300	12,539,265	-	35
917,000	917,000	917,000	-	-
1,800	3,025,600	3,025,600	-	-
<u>\$ 31,876,200</u>	<u>\$ 329,750,900</u>	<u>\$ 329,750,865</u>	<u>\$ -</u>	<u>\$ 35</u>
\$ -	\$ 160,000	\$ 160,000	\$ -	\$ -
-	15,000,000	15,000,000	-	-
-	90,000	90,000	-	-
-	213,700	213,700	-	-
39,600	2,403,000	2,402,933	67	-
-	300,000	300,000	-	-
3,000	156,000	156,000	-	-
(3,000)	4,075,000	4,075,000	-	-
<u>\$ 39,600</u>	<u>\$ 22,397,700</u>	<u>\$ 22,397,633</u>	<u>\$ 67</u>	<u>\$ -</u>
\$ 19,650	\$ 19,650	\$ 19,650	\$ -	\$ -
111,900	1,714,500	1,510,976	203,524	-
<u>\$ 131,550</u>	<u>\$ 1,734,150</u>	<u>\$ 1,530,626</u>	<u>\$ 203,524</u>	<u>\$ -</u>
\$ 8,306	\$ 8,306	\$ 8,306	\$ -	\$ -
12,600	1,158,900	1,037,931	120,969	-
<u>\$ 20,906</u>	<u>\$ 1,167,206</u>	<u>\$ 1,046,237</u>	<u>\$ 120,969</u>	<u>\$ -</u>
\$ -	\$ 4,103,773	\$ 1,900,108	\$ -	\$ 2,203,666
7,800,000	7,800,000	-	-	7,800,000
-	9,422,500	9,422,500	-	-

See accompanying notes to financial statements.

**STATE OF ARIZONA
GENERAL FUND
STATEMENT OF EXPENDITURES - APPROPRIATION TO ACTUAL
BUDGETARY (LEGAL) BASIS
FOR THE YEAR ENDED JUNE 30, 2020**

AGY	BFY	APCAT	APPROPRIATION NAME	JULY 1, 2019	
				CONTINUING APPROPRIATION AUTHORITY	GENERAL APPROPRIATIONS
EDA	2017	ED13900	ACHIEVEMENT TESTING - PROP 301	24,700	-
EDA	2018	ED13900	ACHIEVEMENT TESTING - PROP 301	156	-
EDA	2019	ED13900	ACHIEVEMENT TESTING - PROP 301	6,562,725	-
EDA	2020	ED13900	ACHIEVEMENT TESTING - PROP 301	-	7,000,000
EDA	2020	ED16140	ADDITIONAL FUNDING	-	-
EDA	2020	ED16855	ADDITIONAL SCHOOL DAYS-PROP301	-	-
EDA	2020	ED16200	ADDITIONAL STATE AID TO SCHOOLS	-	426,944,900
EDA	2019	ED16100	ADMIN ADJUSTMENT BASIC STATE AID ENTITLEMENT	-	-
EDA	2019	ED13680	ADMIN ADJUSTMENT COLLEGE CREDIT BY EXAMINATION INCENTIVE PROGRAM	-	-
EDA	2019	ED16350	ADMIN ADJUSTMENT OTHER STATE AID TO DISTRICTS	-	-
EDA	2020	ED12350	ADULT EDUCATION	-	4,502,100
EDA	2020	ED12390	ALTERNATIVE TEACHER DEVELOPMENT PROGRAM	-	500,000
EDA	2020	ED12248	ARIZONA STRUCTURED ENGLISH IMMERSION	-	4,960,400
EDA	2020	ED16120	BASIC STATE AID DEFERRED PAYMENT	-	-
EDA	2020	ED16100	BASIC STATE AID ENTITLEMENT	-	3,423,257,600
EDA	2020	ED16110	BASIC STATE AID TEACHER SALARY INCREASES	-	-
EDA	2019	ED16854	CHARACTER EDUCATION - PROP 301	132,644	-
EDA	2020	ED16854	CHARACTER EDUCATION - PROP 301	-	-
EDA	2020	ED13680	COLLEGE CREDIT BY EXAMINATION INCENTIVE PROGRAM	-	5,000,000
EDA	2020	ED14550	COMPUTER SCIENCE PILOT PROGRAM	-	1,000,000
EDA	2020	ED13540	CTED COMPLETION GRANTS	-	1,000,000
EDA	2020	ED12380	CTED SOFT CAPITAL AND EQUIPMENT	-	1,000,000
EDA	2020	ED13620	EARLY LITERACY	-	12,000,000
EDA	2020	ED16440	ED LEARNING AND ACCOUNTABILITY SYSTEM	-	5,300,000
EDA	2020	ED12144	ENGLISH LEARNER ADMINISTRATION	-	6,509,500
EDA	2020	ED13180	GEOGRAPHIC LITERACY	-	100,000
EDA	2020	ED14350	GIFTED EDUCATION	-	1,000,000
EDA	2018	ED13500	HIGH QUALITY TEACHER PROFESSIONAL DEVELOPMENT PILOT PROGRAM	221,324	-
EDA	2020	ED13500	HIGH QUALITY TEACHER PROFESSIONAL DEVELOPMENT PILOT PROGRAM	-	400,000
EDA	2020	ED13240	JOBS FOR ARIZONA GRADUATES PROGRAM	-	100,000
EDA	2019	ED13540	JTED COMPLETION GRANTS	1,000,000	-
EDA	2020	ED11100	OPERATING LUMP SUM APPROPRIATION - ADMIN	-	8,851,500
EDA	2020	ED16350	OTHER STATE AID TO DISTRICTS	-	983,900
EDA	2020	ED16170	RESULTS BASED FUNDING	-	68,600,000
EDA	2019	ED13480	SCHOOL SAFETY PROGRAM	1,130,461	-
EDA	2020	ED13480	SCHOOL SAFETY PROGRAM	-	24,146,900
EDA	2020	ED14660	SCHOOLS ON PROVING GROUNDS: DEMOLITION AND CONSTRUCTION	-	800,000
EDA	2020	ED16550	SPECIAL EDUCATION FUND	-	36,029,200
EDA	2020	ED14400	STATE BLOCK GRT FOR VOCATIONAL EDUCATION	-	11,576,300
EDA	2020	ED14425	TEACHER CERTIFICATION	-	178,100
EDA	2020	ED14750	UNIFICATION ASSISTANCE	-	50,000
TOTAL AGENCY				\$ 13,175,783	\$ 4,061,212,900
ARIZONA HISTORICAL SOCIETY					
HIA	2020	HI60000	FIELD SERVICES AND GRANTS	\$ -	\$ 65,900
HIA	2020	HI10001	OPERATING LUMP SUM APPROPRIATION	-	2,469,300
HIA	2020	HI50000	PAPAGO PARK MUSEUM	-	539,800
TOTAL AGENCY				\$ -	\$ 3,075,000
COMMISSION ON THE ARTS					
HUA	2020	HU22000	NONPROFIT PROFESSIONAL THEATER COMPANY	\$ -	\$ 200,000
TOTAL AGENCY				\$ -	\$ 200,000

See accompanying notes to financial statements.

SUPPLEMENTAL APPROPRIATIONS, MID-YEAR REVERSIONS AND ADJUSTMENTS	NET APPROPRIATIONS	EXPENDITURES	LAPSED APPROPRIATION AUTHORITY	JUNE 30, 2020 CONTINUING APPROPRIATION AUTHORITY
-	24,700	-	-	24,700
-	156	156	-	-
-	6,562,725	4,384,150	-	2,178,575
-	7,000,000	-	-	7,000,000
50,000,000	50,000,000	50,000,000	-	-
86,280,500	86,280,500	86,280,500	-	-
-	426,944,900	426,944,900	-	-
6,718,814	6,718,814	6,718,814	-	-
9,833	9,833	9,833	-	-
86,646	86,646	86,646	-	-
-	4,502,100	4,502,100	-	-
-	500,000	500,000	-	-
-	4,960,400	4,960,400	-	-
930,727,700	930,727,700	930,727,700	-	-
(3,490,999)	3,419,766,601	3,418,454,423	1,312,178	-
164,700,000	164,700,000	164,700,000	-	-
-	132,644	82,600	-	50,044
200,000	200,000	-	-	200,000
-	5,000,000	5,000,000	-	-
-	1,000,000	1,000,000	-	-
-	1,000,000	-	-	1,000,000
-	1,000,000	1,000,000	-	-
-	12,000,000	12,000,000	-	-
200	5,300,200	5,300,200	-	-
100	6,509,600	6,509,600	-	-
-	100,000	100,000	-	-
-	1,000,000	909,034	90,966	-
-	221,324	48,324	-	173,000
-	400,000	-	-	400,000
-	100,000	100,000	-	-
-	1,000,000	1,000,000	-	-
43,900	8,895,400	8,806,117	89,283	-
-	983,900	-	983,900	-
3,490,999	72,090,999	68,600,000	3,490,999	-
-	1,130,461	1,130,461	-	-
100	24,147,000	9,321,341	-	14,825,659
-	800,000	800,000	-	-
-	36,029,200	36,029,200	-	-
-	11,576,300	11,576,300	-	-
-	178,100	178,100	-	-
-	50,000	-	-	50,000
<u>\$ 1,246,567,793</u>	<u>\$ 5,320,956,475</u>	<u>\$ 5,279,083,506</u>	<u>\$ 5,967,326</u>	<u>\$ 35,905,644</u>
\$ -	\$ 65,900	\$ 65,900	\$ -	\$ -
32,000	2,501,300	2,501,300	-	-
700	540,500	540,500	-	-
<u>\$ 32,700</u>	<u>\$ 3,107,700</u>	<u>\$ 3,107,700</u>	<u>\$ -</u>	<u>\$ -</u>
\$ -	\$ 200,000	\$ 200,000	\$ -	\$ -
\$ -	\$ 200,000	\$ 200,000	\$ -	\$ -

See accompanying notes to financial statements.

**STATE OF ARIZONA
GENERAL FUND
STATEMENT OF EXPENDITURES - APPROPRIATION TO ACTUAL
BUDGETARY (LEGAL) BASIS
FOR THE YEAR ENDED JUNE 30, 2020**

AGY	BFY	APCAT	APPROPRIATION NAME	JULY 1, 2019 CONTINUING APPROPRIATION AUTHORITY		GENERAL APPROPRIATIONS
NORTHERN ARIZONA UNIVERSITY						
NAA	2020	NA22000	ARIZONA FINANCIAL AID TRUST	\$	-	\$ 1,326,000
NAA	2020	NA24200	BIOMEDICAL RESEARCH FUNDING		-	3,000,000
NAA	2020	NA10900	ECONOMIC POLICY INSTITUTE		-	500,000
NAA	2020	NA30000	NAU - YUMA		-	3,071,400
NAA	2020	NA24500	ONE TIME FUNDING		-	6,650,000
NAA	2020	NA10000	OPERATING LUMP SUM APPROPRIATION		-	89,899,300
NAA	2020	NA24000	RESEARCH INFRASTRUCTURE LEASE-PURCH PYMT		-	-
NAA	2020	NA23100	TEACHER TRAINING		-	2,291,700
TOTAL AGENCY				\$	-	\$ 106,738,400
COMMISSION FOR POSTSECONDARY EDUCATION						
PEA	2020	PE94000	ARIZONA TEACHER STUDENT LOAN PROGRAM	\$	-	\$ 426,000
PEA	2020	PE93000	LEVERAGING EDUCATIONAL ASSISTANCE PRTSHP		-	1,220,800
PEA	2020	PE10000	OPERATING LUMP SUM APPROPRIATION		-	34,100
TOTAL AGENCY				\$	-	\$ 1,680,900
PRESCOTT HISTORICAL SOCIETY OF ARIZONA						
PHA	2019	PH10000	ADMIN ADJUSTMENT OPERATING LUMP SUM APPROPRIATION	\$	-	-
PHA	2020	PH10000	OPERATING LUMP SUM APPROPRIATION		-	832,700
TOTAL AGENCY				\$	-	\$ 832,700
ARIZONA STATE SCHOOLS FOR THE DEAF AND THE BLIND						
SDA	2019	SD30500	ADMIN ADJUSTMENT ADMIN-STATEWIDE	\$	-	-
SDA	2019	SD20500	ADMIN ADJUSTMENT SCHOOL BUS REPLACEMENT		-	-
SDA	2020	SD30500	ADMIN-STATEWIDE		-	6,423,300
SDA	2020	SD20000	PHOENIX DAY SCHOOL FOR THE DEAF		-	4,527,363
SDA	2020	SD40000	PRESCHOOL-OUTREACH PROGRAMS		-	2,665,472
SDA	2020	SD20500	SCHOOL BUS REPLACEMENT		-	738,000
SDA	2020	SD10000	TUCSON CAMPUS		-	8,905,165
TOTAL AGENCY				\$	-	\$ 23,259,300
SCHOOL FACILITIES BOARD						
SFA	2019	SF10000	ADMIN ADJUSTMENT OPERATING LUMP SUM APPROPRIATION	\$	-	-
SFA	2020	SF10006	BUILDING RENEWAL GRANT		-	79,458,800
SFA	2020	SF10001	NEW SCHOOL CONSTRUCTION		-	75,875,800
SFA	2020	SF20000	NEW SCHOOL FACILITIES DEBT SERVICE		-	131,870,500
SFA	2020	SF10000	OPERATING LUMP SUM APPROPRIATION		-	1,700,700
TOTAL AGENCY				\$	-	\$ 288,905,800
UNIVERSITY OF ARIZONA						
UAA	2020	UA50000	AGRICULTURE	\$	-	\$ 32,219,171
UAA	2020	UA55000	ARIZONA COOPERATIVE EXTENSION		-	13,960,529
UAA	2020	UA97000	ARIZONA FINANCIAL AID TRUST		-	2,729,400
UAA	2020	UA59500	ARIZONA GEOLOGICAL SURVEY		-	948,500
UAA	2020	UA88000	CLINICAL RURAL ROTATION		-	353,600
UAA	2020	UA82000	CLINICAL TEACHING SUPPORT		-	8,587,000
UAA	2020	UA58000	FREEDOM CENTER		-	2,526,500
UAA	2020	UA31000	LIVER RESEARCH INSTITUTE		-	440,400
UAA	2020	UA98000	MINING MINERAL AND NATURAL RESOURCES EDUCATIONAL MUSEUM		-	428,800
UAA	2020	UA99000	ONE TIME FUNDING		-	-

See accompanying notes to financial statements.

SUPPLEMENTAL APPROPRIATIONS, MID-YEAR REVERSIONS AND ADJUSTMENTS	NET APPROPRIATIONS	EXPENDITURES	LAPSED APPROPRIATION AUTHORITY	JUNE 30, 2020 CONTINUING APPROPRIATION AUTHORITY
\$ -	\$ 1,326,000	\$ 1,326,000	\$ -	\$ -
-	3,000,000	3,000,000	-	-
-	500,000	500,000	-	-
-	3,071,400	3,071,400	-	-
-	6,650,000	6,650,000	-	-
1,600	89,900,900	89,900,900	-	-
5,899,500	5,899,500	5,899,500	-	-
100	2,291,800	2,291,800	-	-
<u>\$ 5,901,200</u>	<u>\$ 112,639,600</u>	<u>\$ 112,639,600</u>	<u>\$ -</u>	<u>\$ -</u>
\$ -	\$ 426,000	\$ 426,000	\$ -	\$ -
-	1,220,800	1,220,800	-	-
-	34,100	33,178	922	-
<u>\$ -</u>	<u>\$ 1,680,900</u>	<u>\$ 1,679,978</u>	<u>\$ 922</u>	<u>\$ -</u>
\$ 37,782	\$ 37,782	\$ 37,782	\$ -	\$ -
4,500	837,200	808,144	29,056	-
<u>\$ 42,282</u>	<u>\$ 874,982</u>	<u>\$ 845,926</u>	<u>\$ 29,056</u>	<u>\$ -</u>
\$ 791,034	\$ 791,034	\$ 791,034	\$ -	\$ -
351,027	351,027	351,027	-	-
1,775,194	8,198,494	8,098,766	99,728	-
(294,026)	4,233,337	4,151,082	82,255	-
479,686	3,145,158	3,137,035	8,123	-
(738,000)	-	-	-	-
(1,267,754)	7,637,411	7,505,050	132,361	-
<u>\$ 1,097,160</u>	<u>\$ 24,356,460</u>	<u>\$ 24,033,994</u>	<u>\$ 322,467</u>	<u>\$ -</u>
\$ 89,647	\$ 89,647	\$ 89,647	\$ -	\$ -
28,000,000	107,458,800	107,458,800	-	-
-	75,875,800	75,875,800	-	-
-	131,870,500	131,870,500	-	-
17,800	1,718,500	1,578,182	140,318	-
<u>\$ 28,107,447</u>	<u>\$ 317,013,247</u>	<u>\$ 316,872,929</u>	<u>\$ 140,318</u>	<u>\$ -</u>
\$ 1,600	\$ 32,220,771	\$ 32,220,771	\$ -	\$ -
900	13,961,429	13,961,429	-	-
-	2,729,400	2,729,400	-	-
-	948,500	948,500	-	-
-	353,600	353,600	-	-
-	8,587,000	8,587,000	-	-
-	2,526,500	2,526,500	-	-
-	440,400	440,400	-	-
-	428,800	428,800	-	-
9,450,000	9,450,000	9,450,000	-	-

See accompanying notes to financial statements.

**STATE OF ARIZONA
GENERAL FUND
STATEMENT OF EXPENDITURES - APPROPRIATION TO ACTUAL
BUDGETARY (LEGAL) BASIS
FOR THE YEAR ENDED JUNE 30, 2020**

AGY	BFY	APCAT	APPROPRIATION NAME	JULY 1, 2019 CONTINUING APPROPRIATION AUTHORITY	GENERAL APPROPRIATIONS
UAA	2020	UA80000	OPERATING LUMP SUM APPROPRIATION - HSC	-	34,738,200
UAA	2020	UA40000	OPERATING LUMP SUM APPROPRIATION - MAIN	-	125,472,500
UAA	2020	UA89000	PHOENIX MEDICAL CAMPUS	-	31,108,500
UAA	2020	UA49000	RESEARCH INFRASTRUCTURE FACILITIES	-	-
UAA	2020	UA70000	SIERRA VISTA CAMPUS	-	2,583,500
UAA	2020	UA85000	TELEMEDICINE NETWORK	-	1,670,000
TOTAL AGENCY				\$ -	\$ 257,766,600
TOTAL EDUCATION				\$ 13,175,783	\$ 5,066,653,300
PROTECTION AND SAFETY					
DEPARTMENT OF CORRECTIONS					
DCA	2019	DC71200	ADMIN ADJUSTMENT COMMUNITY CORRECTIONS	\$ -	\$ -
DCA	2019	DC71012	ADMIN ADJUSTMENT INMATE HEALTH CARE CONTRACTED SERVICES	-	-
DCA	2019	DC70000	ADMIN ADJUSTMENT OPERATING LUMP SUM APPROPRIATION	-	-
DCA	2020	DC71200	COMMUNITY CORRECTIONS	-	16,878,600
DCA	2020	DC71012	INMATE HEALTH CARE CONTRACTED SERVICES	-	183,211,700
DCA	2020	DC70000	OPERATING LUMP SUM APPROPRIATION	-	791,356,900
DCA	2020	DC71003	PRIVATE PRISON COP	-	17,466,700
DCA	2020	DC71002	PRIVATE PRISON PER DIEM	-	124,652,600
DCA	2020	RELIEF	RELIEF	-	-
TOTAL AGENCY				\$ -	\$ 1,133,566,500
DEPARTMENT OF JUVENILE CORRECTIONS					
DJA	2019	DJ10000	ADMIN ADJUSTMENT OPERATING LUMP SUM APPROPRIATION	\$ -	\$ -
DJA	2020	DJ10000	OPERATING LUMP SUM APPROPRIATION	-	33,994,500
TOTAL AGENCY				\$ -	\$ 33,994,500
DEPARTMENT OF EMERGENCY AND MILITARY AFFAIRS					
MAA	2020	MA10003	ADEM MATCHING FUND	\$ -	\$ 1,543,300
MAA	2019	MA10000	ADMIN ADJUSTMENT ADMINISTRATION	-	-
MAA	2019	MA10004	ADMIN ADJUSTMENT MILITARY AFFAIRS	-	-
MAA	2020	MA10000	ADMINISTRATION	-	1,694,200
MAA	2019	MA11000	DISASTER DECLARATION	3,200,000	-
MAA	2020	MA11000	DISASTER DECLARATION	-	-
MAA	2020	MA10001	EMERGENCY MANAGEMENT	-	730,900
MAA	2008	MA25005	FEDRUARY 2005 WINTER STORMS	16,813	-
MAA	2012	MA25005	FEDRUARY 2005 WINTER STORMS	32,972	-
MAA	2008	MA80100	HAZARD MATERIAL CONTINGENCY	1,897	-
MAA	2020	MA10004	MILITARY AFFAIRS	-	1,339,800
MAA	2018	MA10015	MILITARY AFFAIRS COMMISSION	1,474	-
MAA	2020	MA10015	MILITARY AFFAIRS COMMISSION	-	-
MAA	2019	MA10005	NATIONAL GUARD MATCHING FUNDS	1,313,321	-
MAA	2020	MA10005	NATIONAL GUARD MATCHING FUNDS	-	1,700,000
MAA	2020	MA10018	NATIONAL GUARD TUITION REIMBURSEMENT	-	1,000,000
MAA	2018	MA10005	SERVICE CONTRACTS	58,736	-
TOTAL AGENCY				\$ 4,625,212	\$ 8,008,200
BOARD OF EXECUTIVE CLEMENCY					
PPA	2019	PP10000	ADMIN ADJUSTMENT OPERATING LUMP SUM APPROPRIATION	\$ -	\$ -

See accompanying notes to financial statements.

SUPPLEMENTAL APPROPRIATIONS, MID-YEAR REVERSIONS AND ADJUSTMENTS	NET APPROPRIATIONS	EXPENDITURES	LAPSED APPROPRIATION AUTHORITY	JUNE 30, 2020 CONTINUING APPROPRIATION AUTHORITY
-	34,738,200	34,738,200	-	-
474,600	125,947,100	125,947,100	-	-
-	31,108,500	31,108,500	-	-
14,250,200	14,250,200	14,250,200	-	-
-	2,583,500	2,583,500	-	-
-	1,670,000	1,670,000	-	-
<u>\$ 24,177,300</u>	<u>\$ 281,943,900</u>	<u>\$ 281,943,900</u>	<u>\$ -</u>	<u>\$ -</u>
<u>\$ 1,337,994,138</u>	<u>\$ 6,417,823,221</u>	<u>\$ 6,375,132,892</u>	<u>\$ 6,784,650</u>	<u>\$ 35,905,679</u>
\$ 134,364	\$ 134,364	\$ 134,364	\$ -	\$ -
45,790	45,790	45,790	-	-
9,267,983	9,267,983	9,267,983	-	-
2,863,200	19,741,800	13,974,623	5,767,177	-
(8,500,000)	174,711,700	126,196,977	48,514,723	-
39,681,600	831,038,500	599,651,845	231,386,655	-
-	17,466,700	17,466,700	-	-
(500,000)	124,152,600	115,643,368	8,509,232	-
101,388	101,388	101,309	79	-
<u>\$ 43,094,325</u>	<u>\$ 1,176,660,825</u>	<u>\$ 882,482,959</u>	<u>\$ 294,177,867</u>	<u>\$ -</u>
\$ 1,114,140	\$ 1,114,140	\$ 1,114,140	\$ -	\$ -
2,932,000	36,926,500	25,763,248	11,163,252	-
<u>\$ 4,046,140</u>	<u>\$ 38,040,640</u>	<u>\$ 26,877,388</u>	<u>\$ 11,163,252</u>	<u>\$ -</u>
\$ -	\$ 1,543,300	\$ 1,543,278	\$ 22	\$ -
5,427	5,427	5,427	-	-
1,275	1,275	1,275	-	-
103,400	1,797,600	1,760,710	36,890	-
-	3,200,000	3,200,000	-	-
4,000,000	4,000,000	4,000,000	-	-
-	730,900	730,285	615	-
-	16,813	16,813	-	-
-	32,972	32,972	-	-
-	1,897	-	-	1,897
-	1,339,800	1,318,093	21,707	-
-	1,474	-	-	1,474
90,000	90,000	89,921	-	79
-	1,313,321	1,262,442	-	50,879
-	1,700,000	346,406	-	1,353,594
-	1,000,000	146,379	853,621	-
-	58,736	546	58,189	-
<u>\$ 4,200,102</u>	<u>\$ 16,833,513</u>	<u>\$ 14,454,546</u>	<u>\$ 971,044</u>	<u>\$ 1,407,923</u>
\$ 52,998	\$ 52,998	\$ 52,998	\$ -	\$ -

See accompanying notes to financial statements.

**STATE OF ARIZONA
GENERAL FUND
STATEMENT OF EXPENDITURES - APPROPRIATION TO ACTUAL
BUDGETARY (LEGAL) BASIS
FOR THE YEAR ENDED JUNE 30, 2020**

AGY	BFY	APCAT	APPROPRIATION NAME	JULY 1, 2019 CONTINUING APPROPRIATION AUTHORITY		GENERAL APPROPRIATIONS
PPA	2020	PP10000	OPERATING LUMP SUM APPROPRIATION	-		1,137,000
TOTAL AGENCY				\$ -		\$ 1,137,000
DEPARTMENT OF PUBLIC SAFETY						
PSA	2020	PS64500	ACTIC	-		750,000
PSA	2019	PS64500	ADMIN ADJUSTMENT ACTIC	-		-
PSA	2019	PS64600	ADMIN ADJUSTMENT BORDER STRIKE TASK FORCE ONGOING	-		-
PSA	2019	PS63000	ADMIN ADJUSTMENT GIITEM	-		-
PSA	2019	PS63100	ADMIN ADJUSTMENT GIITEM PERSONNEL	-		-
PSA	2020	PS64800	BORDER STRIKE TASK FORCE LOCAL SUPPORT	-		761,700
PSA	2020	PS64810	BORDER STRIKE TASK FORCE LOCAL SUPPORT GRANTS	-		500,000
PSA	2020	PS64600	BORDER STRIKE TASK FORCE ONGOING	-		7,102,500
PSA	2020	PS65200	CIVIL AIR PATROL	-		150,000
PSA	2020	PS63000	GIITEM	-		11,909,000
PSA	2020	PS63100	GIITEM PERSONNEL	-		10,356,900
PSA	2020	PS65770	HIGHWAY PATROL VEHICLES	-		4,000,000
PSA	2020	PS63600	MOTOR VEHICLE FUEL	-		4,384,200
PSA	2020	PS10000	OPERATING LUMP SUM APPROPRIATION	-		29,276,500
PSA	2020	PS65600	PHARMACEUTICAL DIVERSION AND DRUG THEFT TASK FORCE	-		-
PSA	2020	PS65780	PUBLIC SAFETY INTEROPERABILITY FUND DEPOSIT	-		1,500,000
TOTAL AGENCY				\$ -		\$ 70,690,800
TOTAL PROTECTION AND SAFETY				\$ 4,625,212		\$ 1,247,397,000
NATURAL RESOURCES						
DEPARTMENT OF FORESTRY AND FIRE MANAGEMENT						
FOA	2019	FO20021	ADMIN ADJUSTMENT OPERATING LUMP SUM APPROPRIATION	-		-
FOA	2019	FO20051	ADMIN ADJUSTMENT POSTRELEASE FIREFIGHTING CREWS	-		-
FOA	2019	FO13000	ADMIN ADJUSTMENT STATE FIRE MARSHAL	-		-
FOA	2019	FO11000	ADMIN ADJUSTMENT STATE FIRE SCHOOL	-		-
FOA	2020	FO22101	ENVIRONMENTAL COUNTY GRANTS	-		250,000
FOA	2020	FO70003	FIRE SUPPRESSION SLI	-		200,000
FOA	2020	FO70000	GENERAL FUND TRSF TO FIRE SUPPRESSION	-		-
FOA	2020	FO67001	GF TRANSFER TO NONNATIVE VEGETATION SPECIES ERADICATION	-		2,000,000
FOA	2019	FO20061	HAZARDOUS VEGETATION REMOVAL	852,390		-
FOA	2020	FO20061	HAZARDOUS VEGETATION REMOVAL	-		3,000,000
FOA	2020	FO20041	INMATE FIRE CREWS	-		692,400
FOA	2020	FO22202	MOUNT LEMON FIRE DISTRICT WATER LINE	-		750,000
FOA	2020	FO20021	OPERATING LUMP SUM APPROPRIATION	-		3,084,300
FOA	2020	FO20051	POSTRELEASE FIREFIGHTING CREWS	-		1,009,500
FOA	2020	FO13000	STATE FIRE MARSHAL	-		747,900
FOA	2020	FO11000	STATE FIRE SCHOOL	-		172,600
FOA	2020	FO22201	TAYLOR FIRE TRAINING CENTER	-		1,000,000
TOTAL AGENCY				\$ 852,390		\$ 12,906,700
STATE LAND DEPARTMENT						
LDA	2019	LD10001	ADMIN ADJUSTMENT OPERATING LUMP SUM APPROPRIATION	-		-
LDA	2020	LD20031	CAP USER FEES	-		1,315,200
LDA	2020	LD22081	NATURAL RESOURCE CONSERVATION DISTRICTS	-		389,400
LDA	2020	LD10001	OPERATING LUMP SUM APPROPRIATION	-		9,680,500

See accompanying notes to financial statements.

SUPPLEMENTAL APPROPRIATIONS, MID-YEAR REVERSIONS AND ADJUSTMENTS		NET APPROPRIATIONS	EXPENDITURES	LAPSED APPROPRIATION AUTHORITY	JUNE 30, 2020 CONTINUING APPROPRIATION AUTHORITY
	13,000	1,150,000	1,079,234	70,766	-
\$	<u>65,998</u>	<u>1,202,998</u>	<u>1,132,232</u>	<u>70,766</u>	<u>-</u>
\$	-	750,000	653,289	96,711	-
	32,044	32,044	32,044	-	-
	168,910	168,910	168,910	-	-
	37,806	37,806	37,806	-	-
	158,108	158,108	158,108	-	-
	-	761,700	260,034	501,666	-
	-	500,000	264,412	235,588	-
	580,500	7,683,000	5,547,420	2,135,580	-
	-	150,000	75,000	75,000	-
	849,200	12,758,200	9,270,050	3,488,150	-
	815,700	11,172,600	8,157,187	3,015,413	-
	-	4,000,000	4,000,000	-	-
	-	4,384,200	3,337,972	1,046,228	-
	19,361,600	48,638,100	48,606,360	31,740	-
	52,500	52,500	52,500	-	-
	-	1,500,000	1,500,000	-	-
\$	<u>22,056,367</u>	<u>92,747,167</u>	<u>82,121,090</u>	<u>10,626,077</u>	<u>-</u>
\$	<u>73,462,933</u>	<u>1,325,485,145</u>	<u>1,007,068,216</u>	<u>317,009,006</u>	<u>1,407,923</u>
\$	15,078	15,078	15,078	-	-
	12,382	12,382	12,382	-	-
	29,738	29,738	29,738	-	-
	359	359	359	-	-
	-	250,000	250,000	-	-
	-	200,000	200,000	-	-
	3,000,000	3,000,000	3,000,000	-	-
	-	2,000,000	2,000,000	-	-
	-	852,390	850,885	1,505	-
	-	3,000,000	1,627,198	-	1,372,802
	800	693,200	656,468	36,732	-
	-	750,000	750,000	-	-
	7,900	3,092,200	3,000,971	91,229	-
	1,200	1,010,700	943,527	67,173	-
	700	748,600	736,292	12,308	-
	100	172,700	149,641	23,059	-
	-	1,000,000	1,000,000	-	-
\$	<u>3,068,257</u>	<u>16,827,347</u>	<u>15,222,538</u>	<u>232,006</u>	<u>1,372,802</u>
\$	39,073	39,073	39,073	-	-
	481,100	1,796,300	1,796,256	44	-
	-	389,400	386,155	3,245	-
	49,200	9,729,700	9,452,915	276,785	-

See accompanying notes to financial statements.

**STATE OF ARIZONA
GENERAL FUND
STATEMENT OF EXPENDITURES - APPROPRIATION TO ACTUAL
BUDGETARY (LEGAL) BASIS
FOR THE YEAR ENDED JUNE 30, 2020**

AGY	BFY	APCAT	APPROPRIATION NAME	JULY 1, 2019 CONTINUING APPROPRIATION AUTHORITY	GENERAL APPROPRIATIONS
LDA	2020	LD22201	STREAMBED NAVIGABILITY LITIGATION	-	220,000
TOTAL AGENCY				\$ -	\$ 11,605,100
ARIZONA NAVIGABLE STREAM ADJUDICATION COMMISSION					
NSA	2019	NS10000	ADMIN ADJUSTMENT OPERATING LUMP SUM APPROPRIATION	-	-
NSA	2020	NS10000	OPERATING LUMP SUM APPROPRIATION	-	127,400
TOTAL AGENCY				\$ -	\$ 127,400
DEPARTMENT OF WATER RESOURCES					
WCA	2020	WC20710	ADJUDICATION SUPPORT	-	1,740,100
WCA	2019	WC20710	ADMIN ADJUSTMENT ADJUDICATION SUPPORT	-	-
WCA	2019	WC20410	ADMIN ADJUSTMENT ASSURED - ADEQUATE WATER SUPPLY ADMIN	-	-
WCA	2019	WC20510	ADMIN ADJUSTMENT AUTOMATED GROUNDWATER MONITORING	-	-
WCA	2019	WC20000	ADMIN ADJUSTMENT OPERATING LUMP SUM APPROPRIATION	-	-
WCA	2019	WC20310	ADMIN ADJUSTMENT RURAL WATER STUDIES	-	-
WCA	2020	WC26010	ARIZONA WATER PROTECTION FUND DEPOSIT	-	750,000
WCA	2020	WC20410	ASSURED - ADEQUATE WATER SUPPLY ADMIN	-	1,723,900
WCA	2020	WC20510	AUTOMATED GROUNDWATER MONITORING	-	411,500
WCA	2020	WC20810	CONSERVATION AND DROUGHT PROGRAM	-	410,200
WCA	2014	WC20910	LOWER COLORADO RIVER LITIGATION EXPENSES	169,100	-
WCA	2015	WC20910	LOWER COLORADO RIVER LITIGATION EXPENSES	350,563	-
WCA	2016	WC20910	LOWER COLORADO RIVER LITIGATION EXPENSES	499,045	-
WCA	2017	WC20910	LOWER COLORADO RIVER LITIGATION EXPENSES	465,870	-
WCA	2019	WC20210	NW BASINS PLANNING AREAS	51,680	-
WCA	2020	WC20000	OPERATING LUMP SUM APPROPRIATION	-	8,711,500
WCA	2020	WC20310	RURAL WATER STUDIES	-	1,162,600
TOTAL AGENCY				\$ 1,536,258	\$ 14,909,800
TOTAL NATURAL RESOURCES				\$ 2,388,648	\$ 39,549,000
TOTAL GENERAL FUND				\$ 52,293,698	\$ 9,872,653,450

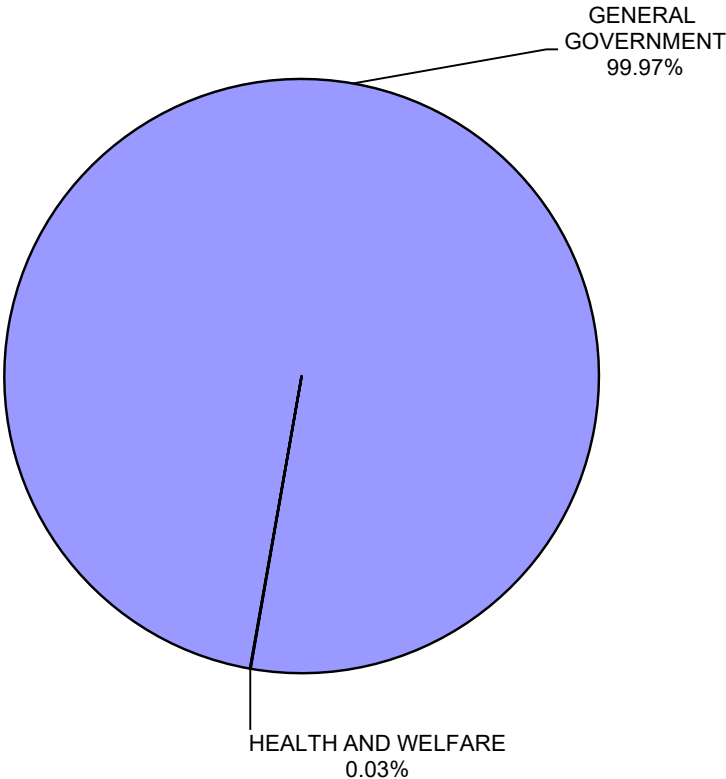
See accompanying notes to financial statements.

SUPPLEMENTAL APPROPRIATIONS, MID-YEAR REVERSIONS AND ADJUSTMENTS	NET APPROPRIATIONS	EXPENDITURES	LAPSED APPROPRIATION AUTHORITY	JUNE 30, 2020 CONTINUING APPROPRIATION AUTHORITY
-	220,000	20,000	200,000	-
\$ 569,373	\$ 12,174,473	\$ 11,694,399	\$ 480,074	\$ -
\$ 307	\$ 307	\$ 307	\$ -	\$ -
1,600	129,000	120,735	8,265	-
\$ 1,907	\$ 129,307	\$ 121,042	\$ 8,265	\$ -
\$ 2,800	\$ 1,742,900	\$ 1,741,773	\$ 1,127	\$ -
5,759	5,759	5,759	-	-
236	236	236	-	-
1,519	1,519	1,519	-	-
42,023	42,023	42,023	-	-
36,118	36,118	36,118	-	-
-	750,000	750,000	-	-
2,600	1,726,500	1,726,096	404	-
300	411,800	336,813	74,987	-
500	410,700	278,898	131,802	-
-	169,100	-	-	169,100
-	350,563	-	-	350,563
-	499,045	-	-	499,045
-	465,870	-	-	465,870
-	51,680	51,680	-	-
20,300	8,731,800	8,576,224	155,576	-
1,400	1,164,000	1,142,035	21,965	-
\$ 113,556	\$ 16,559,614	\$ 14,689,175	\$ 385,861	\$ 1,484,578
\$ 3,753,093	\$ 45,690,741	\$ 41,727,154	\$ 1,106,206	\$ 2,857,380
\$ 2,208,358,171	\$ 12,133,305,319	\$ 11,487,103,236	\$ 560,779,410	\$ 85,422,673

See accompanying notes to financial statements.

**THIS PAGE INTENTIONALLY
LEFT BLANK**

FY20 TOTAL CAPITAL OUTLAY EXPENDITURES: \$27,712,108*



GENERAL GOVERNMENT	\$	27,703,861
HEALTH AND WELFARE		8,248
<hr/>		
TOTAL EXPENDITURES	\$	27,712,108

* Does not include the General Fund portion of Capital Outlay. General Fund portion of Capital Outlay is included in General Fund Chart.

**STATE OF ARIZONA
CAPITAL OUTLAY
STATEMENT OF EXPENDITURES - APPROPRIATION TO ACTUAL
BUDGETARY (LEGAL) BASIS
FOR THE YEAR ENDED JUNE 30, 2020**

AGY	BFY	FUND	APCAT	APPROPRIATION NAME	JULY 1, 2019 CONTINUING APPROPRIATION AUTHORITY	GENERAL APPROPRIATIONS
GENERAL GOVERNMENT						
DEPARTMENT OF ADMINISTRATION						
ADA	2020	1000	AD14005	JESSE HAYES ROAD BRIDGE	\$ -	\$ -
ADA	2020	1000	AD14006	MARIPOSA PORT OF ENTRY COLD INSPECTION FACILITY	-	-
ADA	2020	1000	AD14007	STATE ROUTE 24 BRIDGE	-	-
ADA	2020	1000	AD14008	TRAFFIC INTERCHANGES INTERSTATE 40 KINGMAN	-	-
TOTAL GENERAL FUND					<u>\$ -</u>	<u>\$ -</u>
ADA	2019	1600	AD00001	ADMIN ADJUSTMENT OPERATING LUMP SUM APPROPRIATION	\$ -	\$ -
ADA	2019	1600	AD00011	ADMIN ADJUSTMENT UTILITIES	-	-
ADA	2019	1600	AD14000	BUILDING RENEWAL COSF	6,763,782	-
ADA	2020	1600	AD14000	BUILDING RENEWAL COSF	-	-
ADA	2019	1600	AD14001	DEMOLITION OF 1275 W WASHINGTON	664,647	-
ADA	2020	1600	AD00001	OPERATING LUMP SUM APPROPRIATION	-	10,486,400
ADA	2020	1600	RELIEF	RELIEF	-	-
ADA	2020	1600	AD00011	UTILITIES	-	7,649,900
TOTAL CAPITAL OUTLAY STABILIZATION FUND					<u>\$ 7,428,429</u>	<u>\$ 18,136,300</u>
TOTAL GENERAL FUND					<u>\$ -</u>	<u>\$ -</u>
TOTAL CAPITAL OUTLAY STABILIZATION FUND					<u>\$ 7,428,429</u>	<u>\$ 18,136,300</u>
TOTAL GENERAL GOVERNMENT					<u>\$ 7,428,429</u>	<u>\$ 18,136,300</u>
HEALTH AND WELFARE						
DEPARTMENT OF HEALTH SERVICES						
HSA	2019	1600	HS20001	ADMIN ADJUSTMENT AGENCYWIDE OPERATING LUMP SUM APPN	\$ -	\$ -
TOTAL CAPITAL OUTLAY STABILIZATION FUND					<u>\$ -</u>	<u>\$ -</u>
DEPARTMENT OF VETERANS SERVICES						
VSA	2015	1000	VS31100	ASVH - YUMA CONSTRUCTION	\$ 9,200,000	\$ -
VSA	2017	1000	VS41100	ASVH FLAGSTAFF CONSTRUCTION	10,000,000	-
TOTAL GENERAL FUND					<u>\$ 19,200,000</u>	<u>\$ -</u>
TOTAL GENERAL FUND					<u>\$ 19,200,000</u>	<u>\$ -</u>
TOTAL CAPITAL OUTLAY STABILIZATION FUND					<u>\$ -</u>	<u>\$ -</u>
TOTAL HEALTH AND WELFARE					<u>\$ 19,200,000</u>	<u>\$ -</u>
PROTECTION AND SAFETY						
DEPARTMENT OF CORRECTIONS						
DCA	2015	1000	DC71013	CAPITAL OUTLAY APPN	\$ 23,119	\$ -
TOTAL GENERAL FUND					<u>\$ 23,119</u>	<u>\$ -</u>

See accompanying notes to financial statements.

<u>CAPITAL OUTLAY APPROPRIATIONS</u>	<u>SUPPLEMENTAL APPROPRIATIONS, MID-YEAR REVERSIONS AND ADJUSTMENTS</u>	<u>NET APPROPRIATIONS</u>	<u>EXPENDITURES</u>	<u>LAPSED APPROPRIATION AUTHORITY</u>	<u>JUNE 30, 2020 CONTINUING APPROPRIATION AUTHORITY</u>
\$ 2,810,000	\$ -	\$ 2,810,000	\$ 2,810,000	\$ -	\$ -
700,000	-	700,000	700,000	-	-
6,500,000	-	6,500,000	6,500,000	-	-
20,000,000	-	20,000,000	-	-	20,000,000
<u>\$ 30,010,000</u>	<u>\$ -</u>	<u>\$ 30,010,000</u>	<u>\$ 10,010,000</u>	<u>\$ -</u>	<u>\$ 20,000,000</u>
\$ -	\$ 520,353	\$ 520,353	\$ 520,353	\$ -	\$ -
-	470,959	470,959	470,959	-	-
-	-	6,763,782	6,763,782	-	-
17,000,000	-	17,000,000	3,927,283	-	13,072,717
-	-	664,647	664,647	-	-
-	407,300	10,893,700	10,571,217	322,483	-
-	12,829	12,829	12,829	-	-
-	-	7,649,900	4,772,791	2,877,109	-
<u>\$ 17,000,000</u>	<u>\$ 1,411,441</u>	<u>\$ 43,976,170</u>	<u>\$ 27,703,861</u>	<u>\$ 3,199,592</u>	<u>\$ 13,072,717</u>
<u>\$ 30,010,000</u>	<u>\$ -</u>	<u>\$ 30,010,000</u>	<u>\$ 10,010,000</u>	<u>\$ -</u>	<u>\$ 20,000,000</u>
<u>\$ 17,000,000</u>	<u>\$ 1,411,441</u>	<u>\$ 43,976,170</u>	<u>\$ 27,703,861</u>	<u>\$ 3,199,592</u>	<u>\$ 13,072,717</u>
<u>\$ 47,010,000</u>	<u>\$ 1,411,441</u>	<u>\$ 73,986,170</u>	<u>\$ 37,713,861</u>	<u>\$ 3,199,592</u>	<u>\$ 33,072,717</u>
\$ -	\$ 8,248	\$ 8,248	\$ 8,248	\$ -	\$ -
<u>\$ -</u>	<u>\$ 8,248</u>	<u>\$ 8,248</u>	<u>\$ 8,248</u>	<u>\$ -</u>	<u>\$ -</u>
\$ -	\$ -	\$ 9,200,000	\$ 3,980,255	\$ -	\$ 5,219,745
-	-	10,000,000	4,152,520	-	5,847,480
<u>\$ -</u>	<u>\$ -</u>	<u>\$ 19,200,000</u>	<u>\$ 8,132,775</u>	<u>\$ -</u>	<u>\$ 11,067,225</u>
<u>\$ -</u>	<u>\$ -</u>	<u>\$ 19,200,000</u>	<u>\$ 8,132,775</u>	<u>\$ -</u>	<u>\$ 11,067,225</u>
<u>\$ -</u>	<u>\$ 8,248</u>	<u>\$ 8,248</u>	<u>\$ 8,248</u>	<u>\$ -</u>	<u>\$ -</u>
<u>\$ -</u>	<u>\$ 8,248</u>	<u>\$ 19,208,248</u>	<u>\$ 8,141,023</u>	<u>\$ -</u>	<u>\$ 11,067,225</u>
\$ -	\$ -	\$ 23,119	\$ -	\$ 23,119	\$ -
<u>\$ -</u>	<u>\$ -</u>	<u>\$ 23,119</u>	<u>\$ -</u>	<u>\$ 23,119</u>	<u>\$ -</u>

See accompanying notes to financial statements.

STATE OF ARIZONA
CAPITAL OUTLAY
STATEMENT OF EXPENDITURES - APPROPRIATION TO ACTUAL
BUDGETARY (LEGAL) BASIS
FOR THE YEAR ENDED JUNE 30, 2020

AGY	BFY	FUND	APCAT	APPROPRIATION NAME	JULY 1, 2019 CONTINUING APPROPRIATION AUTHORITY	GENERAL APPROPRIATIONS
DEPARTMENT OF EMERGENCY MANAGEMENT AND MILITARY AFFAIRS						
MAA	2019	1000	MA40037	SOUTH EAST ARIZONA READINESS CENTER	\$ 3,759,000	\$ -
MAA	2020	1000	MA16001	WEST VALLEY READINESS CENTER	-	-
TOTAL GENERAL FUND					\$ 3,759,000	\$ -
TOTAL GENERAL FUND					\$ 3,782,119	\$ -
TOTAL PROTECTION AND SAFETY					\$ 3,782,119	\$ -
TRANSPORTATION						
DEPARTMENT OF TRANSPORTATION						
DTA	2020	1000	DT55990	CITIES AND TOWNS STREET AND HWY PROJECTS	\$ -	\$ -
DTA	2020	1000	DT55970	COUNTY CITY TOWN AIRPORT IMPROVEMENTS	-	-
DTA	2017	1000	DT59603	INTERSTATE 10 PROJECTS	1,937,924	-
DTA	2020	1000	DT55960	INTERSTATE 10 WIDENING STUDY	-	-
DTA	2020	1000	DT55975	US ROUTE 95 EXPANSION	-	-
TOTAL GENERAL FUND					\$ 1,937,924	\$ -
TOTAL GENERAL FUND					\$ 1,937,924	\$ -
TOTAL TRANSPORTATION					\$ 1,937,924	\$ -
TOTAL GENERAL FUND					\$ 24,920,043	\$ -
TOTAL CAPITAL OUTLAY STABILIZATION FUND					\$ 7,428,429	\$ 18,136,300
TOTAL CAPITAL OUTLAY					\$ 32,348,472	\$ 18,136,300

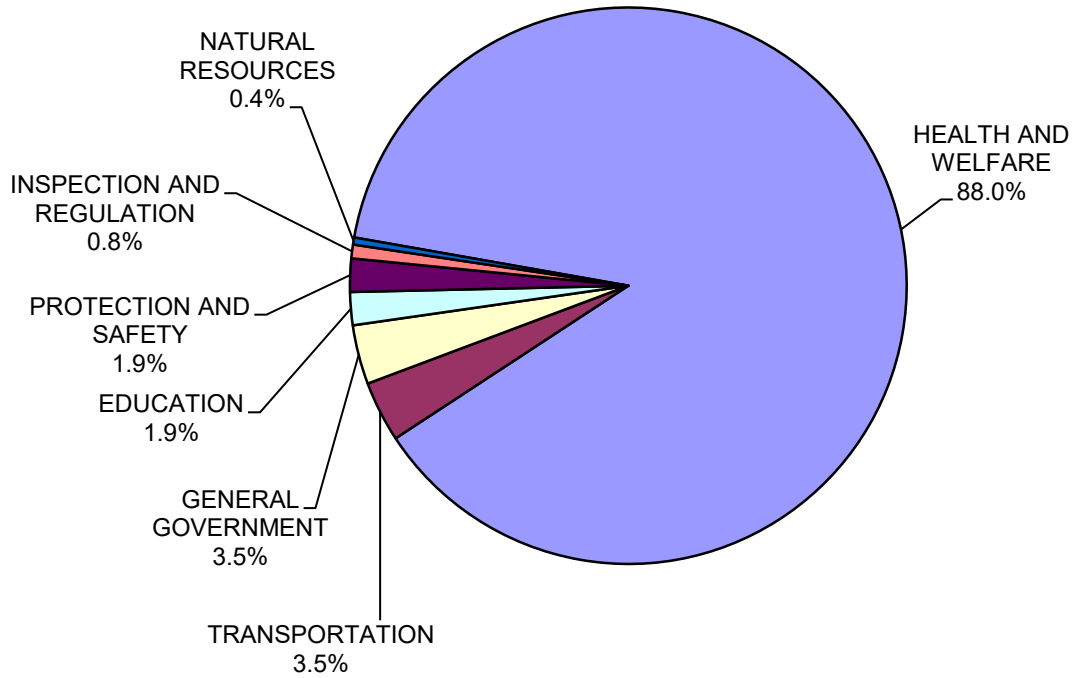
See accompanying notes to financial statements.

CAPITAL OUTLAY APPROPRIATIONS	SUPPLEMENTAL APPROPRIATIONS, MID-YEAR REVERSIONS AND ADJUSTMENTS	NET APPROPRIATIONS	EXPENDITURES	LAPSED APPROPRIATION AUTHORITY	JUNE 30, 2020 CONTINUING APPROPRIATION AUTHORITY
\$ -	\$ -	\$ 3,759,000	\$ 4,014	\$ -	\$ 3,754,986
3,875,000	-	3,875,000	-	-	3,875,000
<u>3,875,000</u>	<u>-</u>	<u>7,634,000</u>	<u>4,014</u>	<u>-</u>	<u>7,629,986</u>
\$ 3,875,000	\$ -	\$ 7,657,119	\$ 4,014	\$ 23,119	\$ 7,629,986
<u>3,875,000</u>	<u>-</u>	<u>7,657,119</u>	<u>4,014</u>	<u>23,119</u>	<u>7,629,986</u>
\$ 18,000,000	\$ -	\$ 18,000,000	\$ 18,000,000	\$ -	\$ -
10,000,000	-	10,000,000	10,000,000	-	-
-	-	1,937,924	1,030,238	-	907,686
10,000,000	-	10,000,000	398,823	-	9,601,177
28,000,000	-	28,000,000	133,975	-	27,866,025
<u>66,000,000</u>	<u>-</u>	<u>67,937,924</u>	<u>29,563,036</u>	<u>-</u>	<u>38,374,888</u>
\$ 66,000,000	\$ -	\$ 67,937,924	\$ 29,563,036	\$ -	\$ 38,374,888
<u>66,000,000</u>	<u>-</u>	<u>67,937,924</u>	<u>29,563,036</u>	<u>-</u>	<u>38,374,888</u>
\$ 99,885,000	\$ -	\$ 124,805,043	\$ 47,709,825	\$ 23,119	\$ 77,072,099
<u>17,000,000</u>	<u>1,419,688</u>	<u>43,984,417</u>	<u>27,712,108</u>	<u>3,199,592</u>	<u>13,072,717</u>
<u>116,885,000</u>	<u>1,419,688</u>	<u>168,789,460</u>	<u>75,421,933</u>	<u>3,222,711</u>	<u>90,144,816</u>

See accompanying notes to financial statements.

**THIS PAGE INTENTIONALLY
LEFT BLANK**

FY20 TOTAL OTHER FUND EXPENDITURES: \$16,712,154,144



HEALTH AND WELFARE	\$ 14,702,951,722
TRANSPORTATION	588,955,935
GENERAL GOVERNMENT	575,731,317
EDUCATION	320,280,185
PROTECTION AND SAFETY	323,043,328
INSPECTION AND REGULATION	132,949,922
NATURAL RESOURCES	68,241,734
TOTAL EXPENDITURES	\$ 16,712,154,144

**STATE OF ARIZONA
OTHER FUNDS
STATEMENT OF EXPENDITURES - APPROPRIATION TO ACTUAL
BUDGETARY (LEGAL) BASIS
FOR THE YEAR ENDED JUNE 30, 2020**

AGY	BFY	FUND	APCAT	APPROPRIATION NAME	JULY 1, 2019 CONTINUING APPROPRIATION AUTHORITY	GENERAL APPROPRIATIONS
GENERAL GOVERNMENT						
DEPARTMENT OF ADMINISTRATION						
ADA	2019	1107	AD00001	ADMIN ADJUSTMENT OPERATING LUMP SUM APPROPRIATION	\$ -	\$ -
ADA	2020	1107	AD18000	ANNUAL REVERSION	-	-
ADA	2020	1107	AD00001	OPERATING LUMP SUM APPROPRIATION	-	12,747,800
TOTAL PERSONNEL DIVISION FUND					\$ -	\$ 12,747,800
ADA	2019	2088	AD00001	ADMIN ADJUSTMENT OPERATING LUMP SUM APPROPRIATION	\$ -	\$ -
ADA	2020	2088	AD00001	OPERATING LUMP SUM APPROPRIATION	-	572,500
TOTAL CORRECTIONS FUND					\$ -	\$ 572,500
ADA	2019	2152	AD00001	ADMIN ADJUSTMENT OPERATING LUMP SUM APPROPRIATION	\$ -	\$ -
ADA	2019	2152	AD82001	ADMIN ADJUSTMENT STATEWIDE INFO SECURITY AND PRIVACY OFC	-	-
ADA	2020	2152	AD00001	OPERATING LUMP SUM APPROPRIATION	-	2,076,500
ADA	2020	2152	AD82001	STATEWIDE INFO SECURITY AND PRIVACY OFC	-	6,359,500
TOTAL INFORMATION TECHNOLOGY FUND					\$ -	\$ 8,436,000
ADA	2019	2226	AD00001	ADMIN ADJUSTMENT OPERATING LUMP SUM APPROPRIATION	\$ -	\$ -
ADA	2020	2226	AD00001	OPERATING LUMP SUM APPROPRIATION	-	927,300
TOTAL AIR QUALITY FUND					\$ -	\$ 927,300
ADA	2019	2531	AD00002	ADMIN ADJUSTMENT GOVERNMENT TRANSFORMATION OFFICE	\$ -	\$ -
ADA	2019	2531	AD00001	ADMIN ADJUSTMENT OPERATING LUMP SUM APPROPRIATION	-	-
ADA	2020	2531	AD00002	GOVERNMENT TRANSFORMATION OFFICE	-	2,000,000
ADA	2020	2531	AD00001	OPERATING LUMP SUM APPROPRIATION	-	4,798,100
TOTAL STATE WEB PORTAL FUND					\$ -	\$ 6,798,100
ADA	2018	2566	ADA1804	ADMIN ADJUSTMENT ENHANCING STATEWIDE DATA SECURITY	\$ -	\$ -
ADA	2020	2566	AD2005	FEASIBILITY STUDY BUSINESS ONE-STOP WEB PORTAL AZ DEPT ADMIN	-	1,000,000
ADA	2020	2566	AD2001	FEASIBILITY STUDY REPLACE/UPGRADE IT SYS AZ DEPT AGRICULTURE	-	200,000
ADA	2019	2566	ADA1807	IMPLEMENT E-LICENSING PROJECTS AT DEQ	2,583,000	-
ADA	2019	2566	ADA1810	IMPLEMENT UPDATES TO THE CRIMINAL JUSTICE IT SYS DPS	2,256,200	-
ADA	2020	2566	ADA1810	IMPLEMENT UPDATES TO THE CRIMINAL JUSTICE IT SYS DPS	-	2,301,000
ADA	2020	2566	AD2003	IT PROJECTS AZ MEDICAL BOARD	-	300,000
ADA	2019	2566	AD12045	MICROWAVE BACKBONE STATEWIDE COM SYSTEM DPS	1,105,200	-
ADA	2019	2566	ADA1805	PROJECTS RELATED TO EGOVERNMENT	187,147	-
ADA	2019	2566	ADA1901	RELOCATE STATE DATA CENTER	2,362,931	-
ADA	2019	2566	AD12042	REPLACE E-PROCUREMENT SYSTEM	638,218	-
ADA	2020	2566	AD2002	REPLACE SCHOOL FINANCE DATA SYS AZ DEPT EDUCATION	-	3,000,000
ADA	2020	2566	AD2004	UPDATE CONCEALED WEAPONS TRACKING SYS AZ DEPT PUBLIC SAFETY	-	410,000
ADA	2019	2566	ADA1902	UPDATE THE HUMAN RESOURCE INFORMATION SYSTEM	800,180	-
ADA	2019	2566	AD12047	UPGRADE CHILDRENS INFO LIBRARY AND DATA SOURCE SYSTEM AT DCS	5,000,000	-
ADA	2020	2566	AD12047	UPGRADE CHILDRENS INFO LIBRARY AND DATA SOURCE SYSTEM AT DCS	-	10,100,000
TOTAL AUTOMATION PROJECTS FUND					\$ 14,932,875	\$ 17,311,000
ADA	2019	3015	AD00001	ADMIN ADJUSTMENT OPERATING LUMP SUM APPROPRIATION	\$ -	\$ -
ADA	2020	3015	AD00001	OPERATING LUMP SUM APPROPRIATION	-	5,283,800
TOTAL SPECIAL EMPLOYEE HEALTH INS TRUST FUND					\$ -	\$ 5,283,800
ADA	2020	3127	AD14004	CAPITOL MALL AIR HANDLER UNITS	\$ -	\$ -
ADA	2019	3127	AD14009	CAPITOL MALL ELEVATOR REPLACEMENT	4,100,000	-
TOTAL LEGISLATIVE EXECUTIVE JUDICIAL PUBLIC BUILDINGS LAND FUND					\$ 4,100,000	\$ -

See accompanying notes to financial statements.

CAPITAL OUTLAY APPROPRIATIONS	SUPPLEMENTAL APPROPRIATIONS, MID-YEAR REVERSIONS AND ADJUSTMENTS	NET APPROPRIATIONS	EXPENDITURES	LAPSED APPROPRIATION AUTHORITY	JUNE 30, 2020 CONTINUING APPROPRIATION AUTHORITY
\$ -	\$ 108,702	\$ 108,702	\$ 108,702	\$ -	\$ -
-	1,694,987	1,694,987	1,694,987	-	-
-	(24,000)	12,723,800	11,016,892	1,706,908	-
\$ -	\$ 1,779,689	\$ 14,527,489	\$ 12,820,580	\$ 1,706,908	\$ -
\$ -	\$ 34,389	\$ 34,389	\$ 34,389	\$ -	\$ -
-	1,200	573,700	573,700	-	-
\$ -	\$ 35,589	\$ 608,089	\$ 608,089	\$ -	\$ -
\$ -	\$ 313	\$ 313	\$ 313	\$ -	\$ -
-	296,230	296,230	296,230	-	-
-	10,300	2,086,800	1,519,986	566,814	-
-	(2,900)	6,356,600	5,517,088	839,512	-
\$ -	\$ 303,943	\$ 8,739,943	\$ 7,333,617	\$ 1,406,326	\$ -
\$ -	\$ 81,160	\$ 81,160	\$ 81,160	\$ -	\$ -
-	-	927,300	453,945	473,355	-
\$ -	\$ 81,160	\$ 1,008,460	\$ 535,105	\$ 473,355	\$ -
\$ -	\$ 6,338	\$ 6,338	\$ 6,338	\$ -	\$ -
-	35,038	35,038	35,038	-	-
-	8,300	2,008,300	1,530,715	477,585	-
-	38,100	4,836,200	4,616,082	220,118	-
\$ -	\$ 87,775	\$ 6,885,875	\$ 6,188,172	\$ 697,703	\$ -
\$ -	\$ 52,456	\$ 52,456	\$ 52,456	\$ -	\$ -
-	-	1,000,000	1,000,000	-	-
-	-	200,000	150,000	-	50,000
-	-	2,583,000	2,583,000	-	-
-	-	2,256,200	2,256,200	-	-
-	-	2,301,000	1,200,000	-	1,101,000
-	-	300,000	300,000	-	-
-	-	1,105,200	404,000	701,200	-
-	-	187,147	187,147	-	-
-	-	2,362,931	2,356,611	6,320	-
-	-	638,218	638,218	-	-
-	-	3,000,000	1,136,000	-	1,864,000
-	-	410,000	-	-	410,000
-	-	800,180	216,468	583,711	-
-	-	5,000,000	5,000,000	-	-
-	-	10,100,000	8,500,000	-	1,600,000
\$ -	\$ 52,456	\$ 32,296,331	\$ 25,980,100	\$ 1,291,231	\$ 5,025,000
\$ -	\$ 147,673	\$ 147,673	\$ 147,673	\$ -	\$ -
-	8,100	5,291,900	4,918,580	373,320	-
\$ -	\$ 155,773	\$ 5,439,573	\$ 5,066,253	\$ 373,320	\$ -
\$ 1,000,000	\$ -	\$ 1,000,000	\$ 155,110	\$ -	\$ 844,890
-	-	4,100,000	1,438,863	-	2,661,138
\$ 1,000,000	\$ -	\$ 5,100,000	\$ 1,593,973	\$ -	\$ 3,506,027

See accompanying notes to financial statements.

**STATE OF ARIZONA
OTHER FUNDS
STATEMENT OF EXPENDITURES - APPROPRIATION TO ACTUAL
BUDGETARY (LEGAL) BASIS
FOR THE YEAR ENDED JUNE 30, 2020**

AGY	BFY	FUND	APCAT	APPROPRIATION NAME	JULY 1, 2019	
					CONTINUING APPROPRIATION AUTHORITY	GENERAL APPROPRIATIONS
AAA	2020	3141	AA45000	COUNTY SHERIFF REENTRY PLANNING	\$ -	\$ -
TOTAL STATE CHARITABLE PENAL REFORMATORY INSTITUTIONS LAND FUND					\$ -	\$ -
ADA	2019	3211	AD14002	RENOVATE STATE BUILDINGS	\$ 9,353,307	\$ -
TOTAL CAPITOL MALL CONSOLIDATION FUND					\$ 9,353,307	\$ -
ADA	2019	4204	AD00001	ADMIN ADJUSTMENT OPERATING LUMP SUM APPROPRIATION	\$ -	\$ -
ADA	2020	4204	AD00001	OPERATING LUMP SUM APPROPRIATION	-	10,162,600
TOTAL MOTOR VEHICLE POOL REVOLVING FUND					\$ -	\$ 10,162,600
ADA	2019	4208	AD00001	ADMIN ADJUSTMENT OPERATING LUMP SUM APPROPRIATION	\$ -	\$ -
ADA	2020	4208	AD00001	OPERATING LUMP SUM APPROPRIATION	-	1,190,700
TOTAL SPECIAL SERVICES REVOLVING FUND					\$ -	\$ 1,190,700
ADA	2019	4214	AD00001	ADMIN ADJUSTMENT OPERATING LUMP SUM APPROPRIATION	\$ -	\$ -
ADA	2019	4214	AD45150	ADMIN ADJUSTMENT STATE SURPLUS PROPERTY SALES PROCEEDS	-	-
ADA	2020	4214	AD18000	ANNUAL REVERSION	-	-
ADA	2020	4214	AD00001	OPERATING LUMP SUM APPROPRIATION	-	1,153,700
ADA	2020	4214	RELIEF	RELIEF	-	-
ADA	2020	4214	AD45150	STATE SURPLUS PROPERTY SALES PROCEEDS	-	1,810,000
TOTAL STATE SURPLUS MATERIALS REVOLVING FUND					\$ -	\$ 2,963,700
ADA	2019	4215	AD00001	ADMIN ADJUSTMENT OPERATING LUMP SUM APPROPRIATION	\$ -	\$ -
ADA	2020	4215	AD00001	OPERATING LUMP SUM APPROPRIATION	-	464,900
TOTAL FEDERAL SURPLUS MATERIALS REVOLVING FUND					\$ -	\$ 464,900
ADA	2019	4216	AD92001	ADMIN ADJUSTMENT FEDERAL PAYMENTS	\$ -	\$ -
ADA	2019	4216	AD00001	ADMIN ADJUSTMENT OPERATING LUMP SUM APPROPRIATION	-	-
ADA	2019	4216	AD97001	ADMIN ADJUSTMENT RISK MANAGEMENT ADMINISTRATIVE EXPENSES	-	-
ADA	2019	4216	AD97900	ADMIN ADJUSTMENT RISK MANAGEMENT LOSSES AND PREMIUMS	-	-
ADA	2019	4216	AD98000	ADMIN ADJUSTMENT WORKERS COMPENSATION LOSSES - PREMIUMS	-	-
ADA	2020	4216	AD92001	FEDERAL PAYMENTS	-	-
ADA	2020	4216	AD00001	OPERATING LUMP SUM APPROPRIATION	-	7,813,200
ADA	2020	4216	RELIEF	RELIEF	-	-
ADA	2020	4216	AD97001	RISK MANAGEMENT ADMINISTRATIVE EXPENSES	-	8,747,200
ADA	2020	4216	AD97900	RISK MANAGEMENT LOSSES AND PREMIUMS	-	46,178,400
ADA	2020	4216	AD98000	WORKERS COMPENSATION LOSSES - PREMIUMS	-	31,830,300
TOTAL RISK MANAGEMENT FUND					\$ -	\$ 94,569,100
ADA	2019	4220	AD42200	ADMIN ADJUSTMENT AFIS COLLECTIONS	\$ -	\$ -
ADA	2020	4220	AD42200	AFIS COLLECTIONS	-	9,447,700
TOTAL AFIS COLLECTIONS FUND					\$ -	\$ 9,447,700
ADA	2019	4230	AD00001	ADMIN ADJUSTMENT OPERATING LUMP SUM APPROPRIATION	\$ -	\$ -
ADA	2020	4230	AD00003	INFORMATION TECHNOLOGY PROJECT MANAGEMENT AND OVERSIGHT	-	1,500,000
ADA	2020	4230	AD00001	OPERATING LUMP SUM APPROPRIATION	-	29,899,800
TOTAL AUTOMATION OPERATIONS FUND					\$ -	\$ 31,399,800
ADA	2019	4231	AD00001	ADMIN ADJUSTMENT OPERATING LUMP SUM APPROPRIATION	\$ -	\$ -
ADA	2020	4231	AD00001	OPERATING LUMP SUM APPROPRIATION	-	1,916,300
TOTAL TELECOMMUNICATIONS FUND					\$ -	\$ 1,916,300
OFFICE OF EQUAL OPPORTUNITY						
AFA	2019	1107	AF10000	ADMIN ADJUSTMENT OPERATING LUMP SUM APPROPRIATION	\$ -	\$ -
AFA	2020	1107	AF18000	ANNUAL REVERSION ARS 41-750C	-	-

See accompanying notes to financial statements.

CAPITAL OUTLAY APPROPRIATIONS	SUPPLEMENTAL APPROPRIATIONS, MID-YEAR		NET APPROPRIATIONS	EXPENDITURES	LAPSED APPROPRIATION AUTHORITY	JUNE 30, 2020 CONTINUING APPROPRIATION AUTHORITY
	REVERSIONS AND ADJUSTMENTS					
\$ -	\$ 500,000	\$ 500,000	\$ 500,000	\$ 500,000	\$ -	\$ -
\$ -	\$ 500,000	\$ 500,000	\$ 500,000	\$ 500,000	\$ -	\$ -
\$ -	\$ -	\$ 9,353,307	\$ 1,408,672	\$ -	\$ -	\$ 7,944,635
\$ -	\$ -	\$ 9,353,307	\$ 1,408,672	\$ -	\$ -	\$ 7,944,635
\$ -	\$ 756,152	\$ 756,152	\$ 756,152	\$ -	\$ -	\$ -
-	28,600	10,191,200	7,068,202	3,122,998	-	-
\$ -	\$ 784,752	\$ 10,947,352	\$ 7,824,354	\$ 3,122,998	\$ -	\$ -
\$ -	\$ 32,743	\$ 32,743	\$ 32,743	\$ -	\$ -	\$ -
-	(21,700)	1,169,000	662,479	506,521	-	-
\$ -	\$ 11,043	\$ 1,201,743	\$ 695,222	\$ 506,521	\$ -	\$ -
\$ -	\$ 115,771	\$ 115,771	\$ 115,771	\$ -	\$ -	\$ -
-	133,786	133,786	133,786	-	-	-
-	702,545	702,545	702,545	-	-	-
-	14,100	1,167,800	1,001,553	166,247	-	-
-	957	957	957	-	-	-
-	-	1,810,000	1,540,001	269,999	-	-
\$ -	\$ 967,159	\$ 3,930,859	\$ 3,494,613	\$ 436,246	\$ -	\$ -
\$ -	\$ 285	\$ 285	\$ 285	\$ -	\$ -	\$ -
-	300	465,200	30,147	435,053	-	-
\$ -	\$ 585	\$ 465,485	\$ 30,432	\$ 435,053	\$ -	\$ -
\$ -	\$ 8,882,508	\$ 8,882,508	\$ 8,882,508	\$ -	\$ -	\$ -
-	600,167	600,167	600,167	-	-	-
-	443,290	443,290	443,290	-	-	-
-	410,611	410,611	410,611	-	-	-
-	820,412	820,412	820,412	-	-	-
-	3,933,100	3,933,100	-	3,933,100	-	-
-	10,800	7,824,000	6,611,676	1,212,324	-	-
-	26,248	26,248	26,248	-	-	-
-	-	8,747,200	7,866,651	880,549	-	-
-	-	46,178,400	44,933,303	1,245,097	-	-
-	-	31,830,300	23,284,546	8,545,755	-	-
\$ -	\$ 15,127,136	\$ 109,696,236	\$ 93,879,412	\$ 15,816,824	\$ -	\$ -
\$ -	\$ 493,538	\$ 493,538	\$ 493,538	\$ -	\$ -	\$ -
-	(29,000)	9,418,700	8,585,431	833,269	-	-
\$ -	\$ 464,538	\$ 9,912,238	\$ 9,078,968	\$ 833,269	\$ -	\$ -
\$ -	\$ 2,595,947	\$ 2,595,947	\$ 2,595,947	\$ -	\$ -	\$ -
-	4,300	1,504,300	1,417,275	87,025	-	-
-	(363,200)	29,536,600	24,798,824	4,737,776	-	-
\$ -	\$ 2,237,047	\$ 33,636,847	\$ 28,812,047	\$ 4,824,800	\$ -	\$ -
\$ -	\$ 70,055	\$ 70,055	\$ 70,055	\$ -	\$ -	\$ -
-	(270,700)	1,645,600	1,368,308	277,292	-	-
\$ -	\$ (200,645)	\$ 1,715,655	\$ 1,438,362	\$ 277,292	\$ -	\$ -
\$ -	\$ 54	\$ 54	\$ 54	\$ -	\$ -	\$ -
-	8,469	8,469	8,469	-	-	-

See accompanying notes to financial statements.

**STATE OF ARIZONA
OTHER FUNDS
STATEMENT OF EXPENDITURES - APPROPRIATION TO ACTUAL
BUDGETARY (LEGAL) BASIS
FOR THE YEAR ENDED JUNE 30, 2020**

AGY	BFY	FUND	APCAT	APPROPRIATION NAME	JULY 1, 2019	
					CONTINUING APPROPRIATION AUTHORITY	GENERAL APPROPRIATIONS
AFA	2020	1107	AF10000	OPERATING LUMP SUM APPROPRIATION	-	190,700
TOTAL PERSONNEL DIVISION FUND					\$ -	\$ 190,700
ATTORNEY GENERAL (DEPT OF LAW)						
AGA	2019	2014	AG11121	ADMIN ADJUSTMENT FEDERALISM UNIT	-	-
AGA	2019	2014	AG11128	ADMIN ADJUSTMENT GOVERNMENT ACCOUNTABILITY AND SPECIAL LITIGATION	-	-
AGA	2019	2014	AG11111	ADMIN ADJUSTMENT OPERATING LUMP SUM APPROPRIATION	-	-
AGA	2019	2014	AG11123	ADMIN ADJUSTMENT TOBACCO ENFORCEMENT	-	-
AGA	2020	2014	AG44444	CHILD AND FAMILY ADVOCACY CENTERS	-	400,000
AGA	2020	2014	AG11121	FEDERALISM UNIT	-	1,004,500
AGA	2020	2014	AG22221	FIRST RESPONDER PERSONNEL MENTAL HEALTH SERVICES	-	400,000
AGA	2020	2014	AG11128	GOVERNMENT ACCOUNTABILITY AND SPECIAL LITIGATION	-	1,211,400
AGA	2020	2014	AG22222	HUMAN TRAFFICKING SURVIVOR SERVICES	-	300,000
AGA	2020	2014	AG22223	MULTIDISCIPLINARY YOUNG PERSONS PROGRAM	-	250,000
AGA	2020	2014	AG11111	OPERATING LUMP SUM APPROPRIATION	-	6,720,300
AGA	2020	2014	AG11140	PEACE OFFICE EQUIPMENT GRANT	-	2,500,000
AGA	2020	2014	AG11141	PEACE OFFICE MEMORIAL FUND DEPOSIT	-	1,000,000
AGA	2020	2014	AG11122	SOUTHERN ARIZONA DRUG ENFORCEMENT	-	319,000
AGA	2020	2014	AG11123	TOBACCO ENFORCEMENT	-	737,900
AGA	2020	2014	AG11130	VOTER FRAUD UNIT	-	530,000
TOTAL CONSUMER PROTECTION FRAUD REVOLVING FUND					\$ -	\$ 15,373,100
AGA	2019	2016	AG11111	ADMIN ADJUSTMENT OPERATING LUMP SUM APPROPRIATION	-	-
AGA	2020	2016	AG11111	OPERATING LUMP SUM APPROPRIATION	-	148,500
TOTAL ANTITRUST ENFORCEMENT REVOLVING FUND					\$ -	\$ 148,500
AGA	2019	2132	AG11111	ADMIN ADJUSTMENT OPERATING LUMP SUM APPROPRIATION	-	-
AGA	2020	2132	AG11111	OPERATING LUMP SUM APPROPRIATION	-	6,904,500
TOTAL ATTORNEY GENERAL COLLECTION ENFORCEMENT FUND					\$ -	\$ 6,904,500
AGA	2019	2573	AG11127	CASE MANAGEMENT SYSTEM UPGRADE	1,171,638	-
AGA	2018	2573	AG11125	GRANTS FOR OPIOID EDUCATION AND PREVENTION EFFORTS	246,755	-
TOTAL CONSUMER RESTITUTION AND REMEDIATION REVOLVING FUND					\$ 1,418,393	\$ -
AGA	2019	2657	AG11111	ADMIN ADJUSTMENT OPERATING LUMP SUM APPROPRIATION	-	-
AGA	2020	2657	AG11111	OPERATING LUMP SUM APPROPRIATION	-	16,428,600
TOTAL ATTORNEY GENERAL AGENCY SERVICES FUND					\$ -	\$ 16,428,600
AGA	2013	3180	AG77610	PAD NATIONAL MORTGAGE SETTLEMENT	16,335,706	-
TOTAL COURT ORDERED TRUST FUND					\$ 16,335,706	\$ -
AGA	2019	3215	AG88888	ADMIN ADJUSTMENT VICTIMS RIGHTS	-	-
AGA	2020	3215	AG88888	VICTIMS RIGHTS	-	3,766,800
TOTAL VICTIMS RIGHTS FUND					\$ -	\$ 3,766,800
AGA	2016	3217	AG11124	INTERNET CRIMES AGAINST CHILDREN ENFORCEMENT	1,772,390	-
AGA	2019	3217	AG11124	INTERNET CRIMES AGAINST CHILDREN ENFORCEMENT	900,000	-
AGA	2020	3217	AG11124	INTERNET CRIMES AGAINST CHILDREN ENFORCEMENT	-	900,000
TOTAL INTERNET CRIMES AGAINST CHILDREN ENFORCEMENT FUND					\$ 2,672,390	\$ 900,000
AGA	2019	4216	AG11120	ADMIN ADJUSTMENT RISK MANAGEMENT ISA	-	-
AGA	2019	4216	AG11126	ELECTION LITIGATION	335,518	-
AGA	2020	4216	AG11120	RISK MANAGEMENT ISA	-	9,570,000
TOTAL RISK MANAGEMENT FUND					\$ 335,518	\$ 9,570,000

See accompanying notes to financial statements.

CAPITAL OUTLAY APPROPRIATIONS	SUPPLEMENTAL APPROPRIATIONS, MID-YEAR		NET APPROPRIATIONS	EXPENDITURES	LAPSED APPROPRIATION AUTHORITY	JUNE 30, 2020 CONTINUING APPROPRIATION AUTHORITY
	REVERSIONS AND ADJUSTMENTS					
-	(500)	190,200	122,309	67,891	-	
\$ -	\$ 8,024	\$ 198,724	\$ 130,833	\$ 67,891	\$ -	
\$ -	\$ 25,143	\$ 25,143	\$ 25,143	\$ -	\$ -	
-	26,536	26,536	26,536	-	-	
-	107,282	107,282	107,282	-	-	
-	4,733	4,733	4,733	-	-	
-	-	400,000	400,000	-	-	
-	(2,500)	1,002,000	888,015	113,985	-	
-	-	400,000	256,349	143,651	-	
-	(2,700)	1,208,700	1,049,078	159,622	-	
-	-	300,000	274,130	25,870	-	
-	-	250,000	250,000	-	-	
-	(2,000)	6,718,300	5,529,529	1,188,771	-	
-	-	2,500,000	-	2,500,000	-	
-	-	1,000,000	1,000,000	-	-	
-	-	319,000	229,895	89,105	-	
-	(1,500)	736,400	111,571	624,829	-	
-	-	530,000	246,631	283,369	-	
\$ -	\$ 154,995	\$ 15,528,095	\$ 10,398,892	\$ 5,129,203	\$ -	
\$ -	\$ 4,575	\$ 4,575	\$ 4,575	\$ -	\$ -	
-	100	148,600	109,489	39,111	-	
\$ -	\$ 4,675	\$ 153,175	\$ 114,064	\$ 39,111	\$ -	
\$ -	\$ 285,762	\$ 285,762	\$ 285,762	\$ -	\$ -	
-	10,200	6,914,700	6,464,313	450,387	-	
\$ -	\$ 295,962	\$ 7,200,462	\$ 6,750,075	\$ 450,387	\$ -	
\$ -	\$ -	\$ 1,171,638	\$ 1,126,508	\$ 45,129	\$ -	
-	-	246,755	177,413	-	69,343	
\$ -	\$ -	\$ 1,418,393	\$ 1,303,921	\$ 45,129	\$ 69,343	
\$ -	\$ 455,281	\$ 455,281	\$ 455,281	\$ -	\$ -	
-	16,900	16,445,500	14,870,012	1,575,488	-	
\$ -	\$ 472,181	\$ 16,900,781	\$ 15,325,293	\$ 1,575,488	\$ -	
\$ -	\$ -	\$ 16,335,706	\$ 918,994	\$ -	\$ 15,416,711	
\$ -	\$ -	\$ 16,335,706	\$ 918,994	\$ -	\$ 15,416,711	
\$ -	\$ 1,706	\$ 1,706	\$ 1,706	\$ -	\$ -	
-	900	3,767,700	2,495,004	1,272,696	-	
\$ -	\$ 2,606	\$ 3,769,406	\$ 2,496,709	\$ 1,272,696	\$ -	
\$ -	\$ -	\$ 1,772,390	\$ 287,712	\$ -	\$ 1,484,678	
-	-	900,000	900,000	-	-	
-	-	900,000	-	-	900,000	
\$ -	\$ -	\$ 3,572,390	\$ 1,187,712	\$ -	\$ 2,384,678	
\$ -	\$ 273,900	\$ 273,900	\$ 273,900	\$ -	\$ -	
-	-	335,518	308,880	-	26,638	
-	20,000	9,590,000	9,008,179	581,821	-	
\$ -	\$ 293,900	\$ 10,199,418	\$ 9,590,959	\$ 581,821	\$ 26,638	

See accompanying notes to financial statements.

**STATE OF ARIZONA
OTHER FUNDS
STATEMENT OF EXPENDITURES - APPROPRIATION TO ACTUAL
BUDGETARY (LEGAL) BASIS
FOR THE YEAR ENDED JUNE 30, 2020**

AGY	BFY	FUND	APCAT	APPROPRIATION NAME	JULY 1, 2019	
					CONTINUING APPROPRIATION AUTHORITY	GENERAL APPROPRIATIONS
AGA	2019	4240	AG11111	ADMIN ADJUSTMENT OPERATING LUMP SUM APPROPRIATION	\$ -	\$ -
AGA	2020	4240	AG11111	OPERATING LUMP SUM APPROPRIATION	-	2,102,800
TOTAL AG LEGAL SERVICES COST ALLOCATION FUND					\$ -	\$ 2,102,800
ARIZONA EXPOSITION AND STATE FAIR BOARD						
CLA	2020	4001	CL34000	1938 WPA CIVIC BUILDING REPAIRS	\$ -	\$ -
CLA	2019	4001	CL11000	ADMIN ADJUSTMENT OPERATING LUMP SUM APPROPRIATION	-	-
CLA	2019	4001	CL33000	FAIRGROUNDS CAPITAL IMPROVEMENT	805,505	-
CLA	2020	4001	CL33000	FAIRGROUNDS CAPITAL IMPROVEMENT	-	-
CLA	2020	4001	CL11000	OPERATING LUMP SUM APPROPRIATION	-	13,204,900
TOTAL ARIZONA EXPOSITION AND STATE FAIR FUND					\$ 805,505	\$ 13,204,900
DEPARTMENT OF HOUSING					\$ -	\$ -
HDA	2020	2235	HD10000	OPERATING LUMP SUM APPROPRIATION	-	322,200
TOTAL HOUSING TRUST FUND					\$ -	\$ 322,200
LEGISLATIVE COUNCIL						
LCA	2017	2047	LC12000	TELECOMMUNICATION FUND FOR THE DEAF	\$ 250,000	\$ -
TOTAL TELECOMMUNICATION FOR THE DEAF FUND					\$ 250,000	\$ -
ARIZONA STATE LOTTERY COMMISSION						
LOA	2019	2122	LO30000	ADMIN ADJUSTMENT ADVERTISING	\$ -	\$ -
LOA	2019	2122	LO70000	ADMIN ADJUSTMENT ON-LINE VENDOR FEES	-	-
LOA	2019	2122	LO10000	ADMIN ADJUSTMENT OPERATING LUMP SUM APPROPRIATION	-	-
LOA	2019	2122	LO40000	ADMIN ADJUSTMENT PRINTING OF INSTANT TICKETS	-	-
LOA	2019	2122	LO50000	ADMIN ADJUSTMENT SALES COMMISSIONS TO TICKET RETAILERS	-	-
LOA	2020	2122	LO30000	ADVERTISING	-	15,500,000
LOA	2019	2122	LO91000	BUILDING RENEWAL	108,875	-
LOA	2020	2122	LO91000	BUILDING RENEWAL	-	-
LOA	2020	2122	LO51000	COMMISSIONS TO CHARITABLE ORGANIZATIONS	-	1,728,200
LOA	2020	2122	LO70000	ON-LINE VENDOR FEES	-	11,009,400
LOA	2020	2122	LO10000	OPERATING LUMP SUM APPROPRIATION	-	9,202,400
LOA	2020	2122	LO40000	PRINTING OF INSTANT TICKETS	-	31,060,100
LOA	2020	2122	LO50000	SALES COMMISSIONS TO TICKET RETAILERS	-	78,287,000
TOTAL STATE LOTTERY FUND					\$ 108,875	\$ 146,787,100
PERSONNEL BOARD						
PBA	2019	1107	PB10000	ADMIN ADJUSTMENT OPERATING LUMP SUM APPROPRIATION	\$ -	\$ -
PBA	2020	1107	PB18000	ANNUAL REVERSION ARS 41-750C	-	-
PBA	2020	1107	PB10000	OPERATING LUMP SUM APPROPRIATION	-	361,000
TOTAL PERSONNEL DIVISION FUND					\$ -	\$ 361,000
ARIZONA PARENTS COMMISSION ON DRUG EDU AND PREVENTION						
PCA	2017	2277	PC25000	PARENTS COMM ON MIDDLE AND HIGH SCHOOL PREVENTION EDUCATION	\$ 300,000	\$ -
TOTAL DRUG TREATMENT AND EDUCATION FUND					\$ 300,000	\$ -
ARIZONA STATE RETIREMENT SYSTEM (ASRS)						
RTA	2019	1401	RT16000	ADMIN ADJUSTMENT OPERATING LUMP SUM APPROPRIATION	\$ -	\$ -
RTA	2016	1401	RT20000	AUTOMATION UPGRADES	1,253,900	-
RTA	2017	1401	RT20000	AUTOMATION UPGRADES	1,322,420	-
RTA	2020	1401	RT16000	OPERATING LUMP SUM APPROPRIATION	-	22,330,300
TOTAL AZ RETIREMENT SYSTEM ADMIN ACCOUNT					\$ 2,576,320	\$ 22,330,300
RTA	2019	1408	RT16000	ADMIN ADJUSTMENT OPERATING LUMP SUM APPROPRIATION	\$ -	\$ -
RTA	2020	1408	RT16000	OPERATING LUMP SUM APPROPRIATION	-	1,800,000
TOTAL LTD TRUST FUND ADMINISTRATION ACCOUNT					\$ -	\$ 1,800,000

See accompanying notes to financial statements.

CAPITAL OUTLAY APPROPRIATIONS	SUPPLEMENTAL APPROPRIATIONS, MID-YEAR		NET APPROPRIATIONS	EXPENDITURES	LAPSED APPROPRIATION AUTHORITY	JUNE 30, 2020 CONTINUING APPROPRIATION AUTHORITY
	REVERSIONS AND ADJUSTMENTS					
\$ -	\$ 53,461	\$ 53,461	\$ 53,461	\$ 53,461	\$ -	\$ -
-	2,200	2,105,000	1,544,095	560,905	-	-
<u>-</u>	<u>55,661</u>	<u>2,158,461</u>	<u>1,597,556</u>	<u>560,905</u>	<u>-</u>	<u>-</u>
\$ 400,000	\$ -	\$ 400,000	\$ 400,000	\$ -	\$ -	
-	188,511	188,511	188,511	-	-	
-	-	805,505	804,584	921	-	
1,300,000	-	1,300,000	1,154,658	-	145,342	
-	77,300	13,282,200	13,060,804	221,396	-	
<u>1,700,000</u>	<u>265,811</u>	<u>15,976,216</u>	<u>15,608,558</u>	<u>222,316</u>	<u>145,342</u>	
\$ -	\$ -	\$ 322,200	\$ 322,200	\$ -	\$ -	
<u>-</u>	<u>-</u>	<u>322,200</u>	<u>322,200</u>	<u>-</u>	<u>-</u>	
\$ -	\$ -	\$ 250,000	\$ -	\$ -	\$ 250,000	
<u>-</u>	<u>-</u>	<u>250,000</u>	<u>-</u>	<u>-</u>	<u>250,000</u>	
\$ -	\$ 1,885,249	\$ 1,885,249	\$ 1,885,249	\$ -	\$ -	
-	1,473,186	1,473,186	1,473,186	-	-	
-	241,628	241,628	241,628	-	-	
-	4,527,836	4,527,836	4,527,836	-	-	
-	926,057	926,057	926,057	-	-	
-	-	15,500,000	12,199,481	3,300,519	-	
-	-	108,875	106,809	2,066	-	
134,100	-	134,100	13,613	-	120,487	
-	(642,658)	1,085,542	1,085,540	2	-	
-	(731,249)	10,278,151	10,024,929	253,222	-	
-	19,000	9,221,400	8,867,536	353,864	-	
-	(227,478)	30,832,622	22,437,107	8,395,515	-	
-	(1,809,765)	76,477,235	71,046,861	5,430,374	-	
<u>134,100</u>	<u>5,661,806</u>	<u>152,691,881</u>	<u>134,835,831</u>	<u>17,735,563</u>	<u>120,487</u>	
\$ -	\$ 13,043	\$ 13,043	\$ 13,043	\$ -	\$ -	
-	359,077	359,077	359,077	-	-	
-	7,100	368,100	138,627	229,473	-	
<u>-</u>	<u>379,220</u>	<u>740,220</u>	<u>510,747</u>	<u>229,473</u>	<u>-</u>	
\$ -	\$ -	\$ 300,000	\$ -	\$ -	\$ 300,000	
<u>-</u>	<u>-</u>	<u>300,000</u>	<u>-</u>	<u>-</u>	<u>300,000</u>	
\$ -	\$ 839,032	\$ 839,032	\$ 839,032	\$ -	\$ -	
-	-	1,253,900	1,218,462	-	35,438	
-	-	1,322,420	-	-	1,322,420	
-	63,700	22,394,000	21,115,857	1,278,143	-	
<u>-</u>	<u>902,732</u>	<u>25,809,352</u>	<u>23,173,351</u>	<u>1,278,143</u>	<u>1,357,859</u>	
\$ -	\$ 236,340	\$ 236,340	\$ 236,340	\$ -	\$ -	
-	-	1,800,000	1,303,319	496,681	-	
<u>-</u>	<u>236,340</u>	<u>2,036,340</u>	<u>1,539,660</u>	<u>496,681</u>	<u>-</u>	

See accompanying notes to financial statements.

STATE OF ARIZONA
OTHER FUNDS
STATEMENT OF EXPENDITURES - APPROPRIATION TO ACTUAL
BUDGETARY (LEGAL) BASIS
FOR THE YEAR ENDED JUNE 30, 2020

AGY	BFY	FUND	APCAT	APPROPRIATION NAME	JULY 1, 2019	
					CONTINUING APPROPRIATION AUTHORITY	GENERAL APPROPRIATIONS
DEPARTMENT OF REVENUE						
RVA	2019	1306	RV10000	ADMIN ADJUSTMENT OPERATING LUMP SUM APPROPRIATION	\$ -	\$ -
RVA	2020	1306	RV10000	OPERATING LUMP SUM APPROPRIATION	-	681,500
TOTAL TOBACCO TAX AND HEALTH CARE FUND					<u>\$ -</u>	<u>\$ 681,500</u>
RVA	2020	1601	RV20010	VETERANS' INCOME TAX SETTLEMENT - ADMIN	\$ -	\$ -
TOTAL VETERANS' INCOME TAX SETTLEMENT FUND					<u>\$ -</u>	<u>\$ -</u>
RVA	2019	1993	RV10005	ADMIN ADJUSTMENT BRITS OPERATIONAL SUPPORT	\$ -	\$ -
RVA	2019	1993	RV10000	ADMIN ADJUSTMENT OPERATING LUMP SUM APPROPRIATION	-	-
RVA	2019	1993	RV10004	ADMIN ADJUSTMENT UNCLAIMED PROPERTY ADMINISTRATION-AUDIT	-	-
RVA	2020	1993	RV10005	BRITS OPERATIONAL SUPPORT	-	5,516,200
RVA	2020	1993	RV10000	OPERATING LUMP SUM APPROPRIATION	-	38,979,200
RVA	2020	1993	RV10020	OUT OF STATE TPT ADMINISTRATION	-	2,000,000
RVA	2020	1993	RV10004	UNCLAIMED PROPERTY ADMINISTRATION-AUDIT	-	1,368,800
TOTAL DEPARTMENT OF REVENUE ADMINISTRATIVE FUND					<u>\$ -</u>	<u>\$ 47,864,200</u>
RVA	2019	2179	RV10000	ADMIN ADJUSTMENT OPERATING LUMP SUM APPROPRIATION	\$ -	\$ -
RVA	2020	2179	RV10000	OPERATING LUMP SUM APPROPRIATION	-	802,800
TOTAL DEPARTMENT OF REVENUE LIABILITY SETOFF FUND					<u>\$ -</u>	<u>\$ 802,800</u>
SUPREME COURT (INCLUDING SUPERIOR COURT)						
SPA	2019	2075	SP02628	ADMIN ADJUSTMENT STATE AID	\$ -	\$ -
SPA	2020	2075	SP04542	AUTOMATION	-	1,661,500
SPA	2020	2075	SP01048	COMMUNITY PUNISHMENT	-	1,810,100
SPA	2020	2075	SP02627	JUVENILE CRIME REDUCTION	-	3,311,500
SPA	2020	2075	SP01031	OPERATING LUMP SUM	-	318,400
SPA	2020	2075	SP04000	OPERATING LUMP SUM APPROPRIATION	-	7,000
SPA	2020	2075	SP02628	STATE AID	-	2,716,000
TOTAL SUPREME COURT CJEF DISBURSEMENTS FUND					<u>\$ -</u>	<u>\$ 9,824,500</u>
SPA	2019	2246	SP01033	ADMIN ADJUSTMENT CENTRALIZED SERVICE PAYMENTS	\$ -	\$ -
SPA	2019	2246	SP04000	ADMIN ADJUSTMENT OPERATING LUMP SUM APPROPRIATION	-	-
SPA	2020	2246	SP01078	ADULT INTENSIVE PROBATION	-	1,535,200
SPA	2020	2246	SP01016	ADULT STANDARD PROBATION	-	3,774,100
SPA	2020	2246	SP04542	AUTOMATION	-	11,420,900
SPA	2020	2246	SP01033	CENTRALIZED SERVICE PAYMENTS	-	449,900
SPA	2020	2246	SP04552	COURTHOUSE SECURITY	-	750,000
SPA	2020	2246	SP01050	INTERSTATE COMPACT	-	92,800
SPA	2020	2246	SP01073	JUVENILE STANDARD PROBATION	-	150,000
SPA	2020	2246	SP01031	OPERATING LUMP SUM	-	13,200
SPA	2020	2246	SP04000	OPERATING LUMP SUM APPROPRIATION	-	2,629,100
TOTAL JUDICIAL COLLECTION ENHANCEMENT FUND					<u>\$ -</u>	<u>\$ 20,815,200</u>
SPA	2019	2247	SP04000	ADMIN ADJUSTMENT OPERATING LUMP SUM APPROPRIATION	\$ -	\$ -
SPA	2020	2247	SP04542	AUTOMATION	-	3,499,700
SPA	2020	2247	SP04000	OPERATING LUMP SUM APPROPRIATION	-	708,500
TOTAL DEFENSIVE DRIVING SCHOOL FUND					<u>\$ -</u>	<u>\$ 4,208,200</u>
SPA	2020	2275	SP04542	AUTOMATION	\$ -	\$ 80,300
SPA	2020	2275	SP01083	COURT APPOINTED SPECIAL ADVOCATE	-	3,517,400
TOTAL COURT APPOINTED SPECIAL ADVOCATE FUND					<u>\$ -</u>	<u>\$ 3,597,700</u>
SPA	2020	2276	SP04000	OPERATING LUMP SUM APPROPRIATION	\$ -	\$ 491,300
TOTAL CONFIDENTIAL INTERMEDIARY-FIDUCIARY FUND					<u>\$ -</u>	<u>\$ 491,300</u>

See accompanying notes to financial statements.

CAPITAL OUTLAY APPROPRIATIONS	SUPPLEMENTAL APPROPRIATIONS, MID-YEAR REVERSIONS AND ADJUSTMENTS		NET APPROPRIATIONS		EXPENDITURES		LAPSED APPROPRIATION AUTHORITY		JUNE 30, 2020 CONTINUING APPROPRIATION AUTHORITY	
\$ -	\$ 649	\$ 649	\$ 649	\$ 649	\$ -	\$ -	\$ -	\$ -	\$ -	\$ -
-	-	681,500	507,986	173,514	-	-	-	-	-	-
<u>\$ -</u>	<u>\$ 649</u>	<u>\$ 682,149</u>	<u>\$ 508,636</u>	<u>\$ 173,514</u>	<u>\$ -</u>	<u>\$ -</u>	<u>\$ -</u>	<u>\$ -</u>	<u>\$ -</u>	<u>\$ -</u>
\$ -	\$ 86,240	\$ 86,240	\$ 5,328	\$ 80,912	\$ -	\$ -	\$ -	\$ -	\$ -	\$ -
<u>\$ -</u>	<u>\$ 86,240</u>	<u>\$ 86,240</u>	<u>\$ 5,328</u>	<u>\$ 80,912</u>	<u>\$ -</u>	<u>\$ -</u>	<u>\$ -</u>	<u>\$ -</u>	<u>\$ -</u>	<u>\$ -</u>
\$ -	\$ 10,099	\$ 10,099	\$ 10,099	\$ -	\$ -	\$ -	\$ -	\$ -	\$ -	\$ -
-	155,975	155,975	155,975	-	-	-	-	-	-	-
-	756	756	756	-	-	-	-	-	-	-
-	11,100	5,527,300	5,055,572	471,728	-	-	-	-	-	-
-	367,700	39,346,900	37,581,744	1,765,156	-	-	-	-	-	-
-	-	2,000,000	1,350,331	649,669	-	-	-	-	-	-
-	124,774	1,493,574	1,493,574	-	-	-	-	-	-	-
<u>\$ -</u>	<u>\$ 670,403</u>	<u>\$ 48,534,603</u>	<u>\$ 45,648,050</u>	<u>\$ 2,886,553</u>	<u>\$ -</u>	<u>\$ -</u>	<u>\$ -</u>	<u>\$ -</u>	<u>\$ -</u>	<u>\$ -</u>
\$ -	\$ 4,326	\$ 4,326	\$ 4,326	\$ -	\$ -	\$ -	\$ -	\$ -	\$ -	\$ -
-	2,800	805,600	733,566	72,034	-	-	-	-	-	-
<u>\$ -</u>	<u>\$ 7,126</u>	<u>\$ 809,926</u>	<u>\$ 737,892</u>	<u>\$ 72,034</u>	<u>\$ -</u>	<u>\$ -</u>	<u>\$ -</u>	<u>\$ -</u>	<u>\$ -</u>	<u>\$ -</u>
\$ -	\$ 3,568	\$ 3,568	\$ 3,568	\$ -	\$ -	\$ -	\$ -	\$ -	\$ -	\$ -
-	5,000	1,666,500	1,338,261	328,239	-	-	-	-	-	-
-	-	1,810,100	648,328	1,161,772	-	-	-	-	-	-
-	1,300	3,312,800	1,251,747	2,061,053	-	-	-	-	-	-
-	13,800	332,200	242,320	89,880	-	-	-	-	-	-
-	900	7,900	-	7,900	-	-	-	-	-	-
-	9,300	2,725,300	1,983,704	741,596	-	-	-	-	-	-
<u>\$ -</u>	<u>\$ 33,868</u>	<u>\$ 9,858,368</u>	<u>\$ 5,467,929</u>	<u>\$ 4,390,440</u>	<u>\$ -</u>	<u>\$ -</u>	<u>\$ -</u>	<u>\$ -</u>	<u>\$ -</u>	<u>\$ -</u>
\$ -	\$ 12,120	\$ 12,120	\$ 12,120	\$ -	\$ -	\$ -	\$ -	\$ -	\$ -	\$ -
-	158,873	158,873	158,873	-	-	-	-	-	-	-
-	-	1,535,200	889,065	646,135	-	-	-	-	-	-
-	-	3,774,100	3,406,621	367,479	-	-	-	-	-	-
-	58,000	11,478,900	9,604,233	1,874,667	-	-	-	-	-	-
-	-	449,900	77,747	372,153	-	-	-	-	-	-
-	-	750,000	738,238	11,762	-	-	-	-	-	-
-	-	92,800	85,720	7,080	-	-	-	-	-	-
-	-	150,000	-	150,000	-	-	-	-	-	-
-	-	13,200	-	13,200	-	-	-	-	-	-
-	14,100	2,643,200	2,072,057	571,143	-	-	-	-	-	-
<u>\$ -</u>	<u>\$ 243,094</u>	<u>\$ 21,058,294</u>	<u>\$ 17,044,675</u>	<u>\$ 4,013,619</u>	<u>\$ -</u>	<u>\$ -</u>	<u>\$ -</u>	<u>\$ -</u>	<u>\$ -</u>	<u>\$ -</u>
\$ -	\$ 88	\$ 88	\$ 88	\$ -	\$ -	\$ -	\$ -	\$ -	\$ -	\$ -
-	14,000	3,513,700	2,755,036	758,664	-	-	-	-	-	-
-	3,900	712,400	557,697	154,703	-	-	-	-	-	-
<u>\$ -</u>	<u>\$ 17,988</u>	<u>\$ 4,226,188</u>	<u>\$ 3,312,821</u>	<u>\$ 913,367</u>	<u>\$ -</u>	<u>\$ -</u>	<u>\$ -</u>	<u>\$ -</u>	<u>\$ -</u>	<u>\$ -</u>
\$ -	\$ 300	\$ 80,600	\$ 79,012	\$ 1,588	\$ -	\$ -	\$ -	\$ -	\$ -	\$ -
-	3,300	3,520,700	3,444,546	76,154	-	-	-	-	-	-
<u>\$ -</u>	<u>\$ 3,600</u>	<u>\$ 3,601,300</u>	<u>\$ 3,523,558</u>	<u>\$ 77,743</u>	<u>\$ -</u>	<u>\$ -</u>	<u>\$ -</u>	<u>\$ -</u>	<u>\$ -</u>	<u>\$ -</u>
\$ -	\$ 800	\$ 492,100	\$ 311,838	\$ 180,262	\$ -	\$ -	\$ -	\$ -	\$ -	\$ -
<u>\$ -</u>	<u>\$ 800</u>	<u>\$ 492,100</u>	<u>\$ 311,838</u>	<u>\$ 180,262</u>	<u>\$ -</u>	<u>\$ -</u>	<u>\$ -</u>	<u>\$ -</u>	<u>\$ -</u>	<u>\$ -</u>

See accompanying notes to financial statements.

**STATE OF ARIZONA
OTHER FUNDS
STATEMENT OF EXPENDITURES - APPROPRIATION TO ACTUAL
BUDGETARY (LEGAL) BASIS
FOR THE YEAR ENDED JUNE 30, 2020**

AGY	BFY	FUND	APCAT	APPROPRIATION NAME	JULY 1, 2019	
					CONTINUING APPROPRIATION AUTHORITY	GENERAL APPROPRIATIONS
SPA	2020	2277	SP01048	COMMUNITY PUNISHMENT	\$ -	\$ 500,200
SPA	2020	2277	SP01031	OPERATING LUMP SUM	-	2,700
TOTAL DRUG TREATMENT AND EDUCATION FUND					\$ -	\$ 502,900
SPA	2020	2446	SP02628	STATE AID	\$ -	\$ 2,945,200
TOTAL STATE AID TO THE COURTS FUND					\$ -	\$ 2,945,200
SECRETARY OF STATE						
STA	2019	2357	ST34000	ADMIN ADJUSTMENT STATEWIDE VOTER REGISTRATION SYSTEM	\$ -	\$ -
STA	2020	2357	ST23001	ELECTION SYSTEMS IMPROVEMENT FOR COUNTIES	-	-
STA	2020	2357	ST23002	ELECTION SYSTEMS IMPROVEMENT FOR SECRETARY OF STATE	-	-
STA	2018	2357	ST32000	HELP AMERICA VOTE ACT	1,181,422	-
STA	2019	2357	ST32000	OTHER HELP AMERICA VOTE ACT PROJECTS	3,917,429	-
TOTAL ELECTION SYSTEMS IMPROVEMENT FUND					\$ 5,098,852	\$ -
STA	2019	2431	ST20000	ADMIN ADJUSTMENT ELECTION SERVICES	\$ -	\$ -
STA	2019	2431	ST10000	ADMIN ADJUSTMENT OPERATING LUMP SUM APPROPRIATION	-	-
STA	2014	2431	ST12009	BUILDING RENOVATION AND CODE COMPLIANCE	102,797	-
STA	2020	2431	ST10000	OPERATING LUMP SUM APPROPRIATION	-	744,400
TOTAL RECORDS SERVICES FUND					\$ 102,797	\$ 744,400
STATE TREASURER						
TRA	2020	2111	TR31801	LAW ENFORCEMENT AND BOATING SAFETY DIST	\$ -	\$ 2,183,800
TOTAL LAW ENFORCEMENT AND BOATING SAFETY FUND					\$ -	\$ 2,183,800
TRA	2020	2571	TR31101	OPERATING LUMP SUM APPROPRIATION	\$ -	\$ 304,400
TOTAL TREASURER EMPOWERMENT SCHOLARSHIP ACCOUNT FUND					\$ -	\$ 304,400
TRA	2020	3034	TR55042	BUDGET STABILIZATION FUND	\$ -	\$ -
TOTAL BUDGET STABILIZATION FUND					\$ -	\$ -
TRA	2020	3795	TR31101	OPERATING LUMP SUM APPROPRIATION	\$ -	\$ 3,025,800
TOTAL STATE TREASURER'S OPERATING FUND					\$ -	\$ 3,025,800
TRA	2020	3799	TR31101	OPERATING LUMP SUM APPROPRIATION	\$ -	\$ 295,600
TRA	2020	3799	AA99999	SWEEPS	-	-
TOTAL STATE TREASURER'S MANAGEMENT FUND					\$ -	\$ 295,600
TOTAL GENERAL GOVERNMENT					\$ 58,390,538	\$ 542,669,300
HEALTH AND WELFARE						
DEPARTMENT OF CHILD SAFETY						
CHA	2019	2000	CH02	ADMIN ADJUSTMENT CONGREGATE GROUP CARE	\$ -	\$ -
CHA	2019	2000	CHC1	ADMIN ADJUSTMENT DCS - CASEWORKERS	-	-
CHA	2019	2000	CHD1	ADMIN ADJUSTMENT DCS - NEW CASE AIDES	-	-
CHA	2019	2000	CH03	ADMIN ADJUSTMENT DCS ADOPTION SERVICES	-	-
CHA	2019	2000	CH07	ADMIN ADJUSTMENT DCS ATTORNEY GENERAL LEGAL SERVICES	-	-
CHA	2019	2000	CH20	ADMIN ADJUSTMENT DCS CHILD CARE SUBSIDY	-	-
CHA	2019	2000	CH04	ADMIN ADJUSTMENT DCS FOSTER CARE PLACEMENT	-	-
CHA	2019	2000	CH23	ADMIN ADJUSTMENT DCS FOSTER HOME RECRUITMENT, STUDY AND SUPERVISION	-	-
CHA	2019	2000	CH11	ADMIN ADJUSTMENT DCS IN-HOME MITIGATION	-	-
CHA	2019	2000	CH14	ADMIN ADJUSTMENT DCS INSPECTIONS BUREAU	-	-
CHA	2019	2000	CH12	ADMIN ADJUSTMENT DCS OUT-OF-HOME SUPPORT SERVICES	-	-
CHA	2019	2000	CH10	ADMIN ADJUSTMENT DCS RECORDS RETENTION STAFF	-	-
CHA	2019	2000	CH19	ADMIN ADJUSTMENT DCS TRAINING RESOURCES	-	-

See accompanying notes to financial statements.

CAPITAL OUTLAY APPROPRIATIONS	SUPPLEMENTAL APPROPRIATIONS, MID-YEAR REVERSIONS AND ADJUSTMENTS		NET APPROPRIATIONS		EXPENDITURES		LAPSED APPROPRIATION AUTHORITY		JUNE 30, 2020 CONTINUING APPROPRIATION AUTHORITY	
\$ -	\$ -	\$ 500,200	\$ 499,845	\$ 355	\$ -					
-	-	2,700	-	2,700	-					
<u>\$ -</u>	<u>\$ -</u>	<u>\$ 502,900</u>	<u>\$ 499,845</u>	<u>\$ 3,055</u>	<u>\$ -</u>					
\$ -	\$ 100	\$ 2,945,300	\$ 1,928,391	\$ 1,016,909	\$ -					
<u>\$ -</u>	<u>\$ 100</u>	<u>\$ 2,945,300</u>	<u>\$ 1,928,391</u>	<u>\$ 1,016,909</u>	<u>\$ -</u>					
\$ -	\$ 1,139,637	\$ 1,139,637	\$ 1,139,637	\$ -	\$ -					
-	5,352,200	5,352,200	308,736	-	5,043,464					
-	1,338,100	1,338,100	-	-	1,338,100					
-	-	1,181,422	623,805	557,618	-					
-	-	3,917,429	2,100,280	-	1,817,150					
<u>\$ -</u>	<u>\$ 7,829,937</u>	<u>\$ 12,928,789</u>	<u>\$ 4,172,457</u>	<u>\$ 557,618</u>	<u>\$ 8,198,714</u>					
\$ -	\$ 76,543	\$ 76,543	\$ 76,543	\$ -	\$ -					
-	235	235	235	-	-					
-	-	102,797	-	-	102,797					
-	(1,600)	742,800	684,602	58,198	-					
<u>\$ -</u>	<u>\$ 75,177</u>	<u>\$ 922,375</u>	<u>\$ 761,379</u>	<u>\$ 58,198</u>	<u>\$ 102,797</u>					
\$ -	\$ -	\$ 2,183,800	\$ -	\$ 2,183,800	\$ -					
<u>\$ -</u>	<u>\$ -</u>	<u>\$ 2,183,800</u>	<u>\$ -</u>	<u>\$ 2,183,800</u>	<u>\$ -</u>					
\$ -	\$ -	\$ 304,400	\$ 304,400	\$ -	\$ -					
<u>\$ -</u>	<u>\$ -</u>	<u>\$ 304,400</u>	<u>\$ 304,400</u>	<u>\$ -</u>	<u>\$ -</u>					
\$ -	\$ 55,000,000	\$ 55,000,000	\$ 55,000,000	\$ -	\$ -					
<u>\$ -</u>	<u>\$ 55,000,000</u>	<u>\$ 55,000,000</u>	<u>\$ 55,000,000</u>	<u>\$ -</u>	<u>\$ -</u>					
\$ -	\$ 325,000	\$ 3,350,800	\$ 3,059,506	\$ 291,294	\$ -					
<u>\$ -</u>	<u>\$ 325,000</u>	<u>\$ 3,350,800</u>	<u>\$ 3,059,506</u>	<u>\$ 291,294</u>	<u>\$ -</u>					
\$ -	\$ (295,600)	\$ -	\$ -	\$ -	\$ -					
-	351,285	351,285	351,285	-	-					
<u>\$ -</u>	<u>\$ 55,685</u>	<u>\$ 351,285</u>	<u>\$ 351,285</u>	<u>\$ -</u>	<u>\$ -</u>					
<u>\$ 2,834,100</u>	<u>\$ 95,471,582</u>	<u>\$ 699,365,520</u>	<u>\$ 575,731,317</u>	<u>\$ 78,785,971</u>	<u>\$ 44,848,231</u>					
\$ -	\$ 7,685,830	\$ 7,685,830	\$ 7,685,830	\$ -	\$ -					
-	3,725,004	3,725,004	3,725,004	-	-					
-	249,639	249,639	249,639	-	-					
-	15,250,614	15,250,614	15,250,614	-	-					
-	660,235	660,235	660,235	-	-					
-	5,557,552	5,557,552	5,557,552	-	-					
-	2,286,617	2,286,617	2,286,617	-	-					
-	1,096,992	1,096,992	1,096,992	-	-					
-	5,505,114	5,505,114	5,505,114	-	-					
-	124,908	124,908	124,908	-	-					
-	3,534,693	3,534,693	3,534,693	-	-					
-	7,957	7,957	7,957	-	-					
-	2,755,375	2,755,375	2,755,375	-	-					

See accompanying notes to financial statements.

**STATE OF ARIZONA
OTHER FUNDS
STATEMENT OF EXPENDITURES - APPROPRIATION TO ACTUAL
BUDGETARY (LEGAL) BASIS
FOR THE YEAR ENDED JUNE 30, 2020**

AGY	BFY	FUND	APCAT	APPROPRIATION NAME	JULY 1, 2019	
					CONTINUING APPROPRIATION AUTHORITY	GENERAL APPROPRIATIONS
CHA	2019	2000	CH09	ADMIN ADJUSTMENT KINSHIP CARE	-	-
CHA	2020	2000	CH02	CONGREGATE GROUP CARE	-	62,872,100
CHA	2020	2000	CHC1	DCS - CASEWORKERS	-	61,566,800
CHA	2020	2000	CHD1	DCS - NEW CASE AIDES	-	1,775,700
CHA	2020	2000	CHPS	DCS - PREVENTIVE SERVICES	-	11,148,300
CHA	2020	2000	CH03	DCS ADOPTION SERVICES	-	193,292,660
CHA	2020	2000	CH07	DCS ATTORNEY GENERAL LEGAL SERVICES	-	5,780,900
CHA	2019	2000	CH20N	DCS CHILD CARE SUBSIDIES	6,093,907	-
CHA	2020	2000	CH20	DCS CHILD CARE SUBSIDY	-	48,559,400
CHA	2020	2000	CH04	DCS FOSTER CARE PLACEMENT	-	29,408,000
CHA	2020	2000	CH23	DCS FOSTER HOME RECRUITMENT, STUDY AND SUPERVISION	-	13,101,440
CHA	2020	2000	CH05	DCS INDEPENDENT LIVING MAINTENANCE	-	1,690,700
CHA	2020	2000	CH11	DCS IN-HOME MITIGATION	-	20,557,100
CHA	2020	2000	CH14	DCS INSPECTIONS BUREAU	-	1,143,100
CHA	2020	2000	CH16	DCS OFFICE OF CHILD WELFARE INVESTIGATIONS	-	202,000
CHA	2020	2000	CH01	DCS OPERATING LUMP SUM	-	54,861,300
CHA	2020	2000	CH12	DCS OUT-OF-HOME SUPPORT SERVICES	-	105,398,800
CHA	2020	2000	CH13	DCS OVERTIME	-	6,212,200
CHA	2020	2000	CH06	DCS PERMANENT GUARDIAN SUBSIDY	-	1,943,000
CHA	2020	2000	CH10	DCS RECORDS RETENTION STAFF	-	96,000
CHA	2020	2000	CH19	DCS TRAINING RESOURCES	-	9,000,000
CHA	2020	2000	CH09	KINSHIP CARE	-	500,000
TOTAL FEDERAL GRANT FUND					\$ 6,093,907	\$ 629,109,500
CHA	2019	2162	CH11	ADMIN ADJUSTMENT DCS IN-HOME MITIGATION	\$ -	\$ -
CHA	2020	2162	CH11	DCS IN-HOME MITIGATION	-	1,459,300
TOTAL CHILD ABUSE PREVENTION FUND					\$ -	\$ 1,459,300
CHA	2019	2173	CHC1	ADMIN ADJUSTMENT DCS - CASEWORKERS	\$ -	\$ -
CHA	2020	2173	CHC1	DCS - CASEWORKERS	-	207,100
TOTAL CHILD FAMILY SERVICES TRAINING PROGRAM FUND					\$ -	\$ 207,100
CHA	2020	2566	CH12047	UPGRADE CHILDRENS INFO LIBRARY AND DATA SOURCE SYSTEM AT DCS	\$ -	\$ 10,100,000
TOTAL AUTOMATION PROJECTS FUND					\$ -	\$ 10,100,000
CHA	2019	4216	CHRS	LITIGATION EXPENSES	\$ 2,613,178	\$ -
TOTAL RISK MANAGEMENT FUND					\$ 2,613,178	\$ -
DEPARTMENT OF ECONOMIC SECURITY						
DEA	2019	2000	DE11	ADMIN ADJUSTMENT ATTORNEY GENERAL LEGAL SERVICES	\$ -	\$ -
DEA	2019	2000	DE53	ADMIN ADJUSTMENT CHILD CARE SUBSIDY	-	-
DEA	2019	2000	DE62	ADMIN ADJUSTMENT COMMUNITY AND EMERGENCY SERVICES	-	-
DEA	2019	2000	DE64	ADMIN ADJUSTMENT COORDINATED HOMELESS PROGRAM	-	-
DEA	2019	2000	DE33	ADMIN ADJUSTMENT COORDINATED HUNGER	-	-
DEA	2019	2000	DE00	ADMIN ADJUSTMENT DES OPERATING LUMP SUM	-	-
DEA	2019	2000	DE65	ADMIN ADJUSTMENT DOMESTIC VIOLENCE PREVENTION	-	-
DEA	2019	2000	DE54	ADMIN ADJUSTMENT JOBS	-	-
DEA	2019	2000	DE51	ADMIN ADJUSTMENT WORKFORCE INVESTMENT ACT SERVICES	-	-
DEA	2020	2000	DE11	ATTORNEY GENERAL LEGAL SERVICES	-	134,000
DEA	2020	2000	DE53	CHILD CARE SUBSIDY	-	146,796,600
DEA	2019	2000	DE56	CHILD CARE SUBSIDY CCDF	48,400,000	-
DEA	2020	2000	DE62	COMMUNITY AND EMERGENCY SERVICES	-	3,724,000
DEA	2020	2000	DE64	COORDINATED HOMELESS PROGRAM	-	1,649,500
DEA	2020	2000	DE33	COORDINATED HUNGER	-	500,000
DEA	2020	2000	DE00	DES OPERATING LUMP SUM	-	34,877,500
DEA	2020	2000	DE65	DOMESTIC VIOLENCE PREVENTION	-	6,620,700
DEA	2020	2000	DE54	JOBS	-	9,594,700

See accompanying notes to financial statements.

CAPITAL OUTLAY APPROPRIATIONS	SUPPLEMENTAL APPROPRIATIONS, MID-YEAR		NET APPROPRIATIONS	EXPENDITURES	LAPSED APPROPRIATION AUTHORITY	JUNE 30, 2020 CONTINUING APPROPRIATION AUTHORITY
	REVERSIONS AND ADJUSTMENTS					
-	158,000	158,000	158,000	158,000	-	-
-	7,050,000	69,922,100	63,117,520	63,117,520	6,804,580	-
-	(4,284,500)	57,282,300	56,761,410	56,761,410	520,890	-
-	13,400	1,789,100	1,700,679	1,700,679	88,421	-
-	-	11,148,300	5,983,472	5,983,472	5,164,828	-
-	-	193,292,660	175,378,315	175,378,315	17,914,345	-
-	-	5,780,900	5,780,900	5,780,900	-	-
-	-	6,093,907	6,093,907	6,093,907	-	-
-	-	48,559,400	35,734,391	35,734,391	12,825,009	-
-	-	29,408,000	27,825,905	27,825,905	1,582,095	-
-	5,000,000	18,101,440	11,193,257	11,193,257	6,908,183	-
-	-	1,690,700	1,610,723	1,610,723	79,977	-
-	-	20,557,100	9,984,381	9,984,381	10,572,719	-
-	2,400	1,145,500	791,113	791,113	354,387	-
-	-	202,000	17,500	17,500	184,500	-
-	318,600	55,179,900	54,479,776	54,479,776	700,124	-
-	(3,000,000)	102,398,800	43,369,984	43,369,984	59,028,816	-
-	(1,987,000)	4,225,200	3,058,213	3,058,213	1,166,987	-
-	-	1,943,000	1,943,000	1,943,000	-	-
-	-	96,000	82,887	82,887	13,113	-
-	(2,000,000)	7,000,000	480,042	480,042	6,519,958	-
-	-	500,000	500,000	500,000	-	-
\$ -	\$ 49,711,430	\$ 684,914,837	\$ 554,485,906	\$ 554,485,906	\$ 130,428,930	\$ -
\$ -	\$ 1,135,410	\$ 1,135,410	\$ 1,135,410	\$ 1,135,410	\$ -	\$ -
-	-	1,459,300	449,371	449,371	1,009,929	-
\$ -	\$ 1,135,410	\$ 2,594,710	\$ 1,584,781	\$ 1,584,781	\$ 1,009,929	\$ -
\$ -	\$ 203,019	\$ 203,019	\$ 203,019	\$ 203,019	\$ -	\$ -
-	-	207,100	-	-	207,100	-
\$ -	\$ 203,019	\$ 410,119	\$ 203,019	\$ 203,019	\$ 207,100	\$ -
\$ -	\$ -	\$ 10,100,000	\$ 5,756,371	\$ 5,756,371	\$ -	\$ 4,343,629
\$ -	\$ -	\$ 10,100,000	\$ 5,756,371	\$ 5,756,371	\$ -	\$ 4,343,629
\$ -	\$ -	\$ 2,613,178	\$ 2,574,869	\$ 2,574,869	\$ 38,310	\$ -
\$ -	\$ -	\$ 2,613,178	\$ 2,574,869	\$ 2,574,869	\$ 38,310	\$ -
\$ -	\$ 25,831	\$ 25,831	\$ 25,831	\$ 25,831	\$ -	\$ -
-	6,201,063	6,201,063	6,201,063	6,201,063	-	-
-	804,223	804,223	804,223	804,223	-	-
-	133,275	133,275	133,275	133,275	-	-
-	50,395	50,395	50,395	50,395	-	-
-	1,963,745	1,963,745	1,963,745	1,963,745	-	-
-	507,822	507,822	507,822	507,822	-	-
-	332,618	332,618	332,618	332,618	-	-
-	9,736,273	9,736,273	9,736,273	9,736,273	-	-
-	300	134,300	127,877	127,877	6,423	-
-	-	146,796,600	113,099,747	113,099,747	33,696,853	-
-	-	48,400,000	48,400,000	48,400,000	-	-
-	-	3,724,000	2,346,872	2,346,872	1,377,128	-
-	-	1,649,500	1,638,638	1,638,638	10,862	-
-	-	500,000	449,571	449,571	50,429	-
-	1,736,700	36,614,200	32,212,649	32,212,649	4,401,551	-
-	-	6,620,700	6,410,192	6,410,192	210,508	-
-	-	9,594,700	8,430,057	8,430,057	1,164,643	-

See accompanying notes to financial statements.

**STATE OF ARIZONA
OTHER FUNDS
STATEMENT OF EXPENDITURES - APPROPRIATION TO ACTUAL
BUDGETARY (LEGAL) BASIS
FOR THE YEAR ENDED JUNE 30, 2020**

AGY	BFY	FUND	APCAT	APPROPRIATION NAME	JULY 1, 2019	
					CONTINUING APPROPRIATION AUTHORITY	GENERAL APPROPRIATIONS
DEA	2020	2000	DE31	TANF CASH BENEFITS	-	22,736,400
DEA	2020	2000	DE51	WORKFORCE INVESTMENT ACT SERVICES	-	53,654,600
TOTAL FEDERAL GRANT FUND					\$ 48,400,000	\$ 280,288,000
DEA	2019	2066	DE61	ADMIN ADJUSTMENT ADULT SERVICES	-	-
DEA	2019	2066	DE11	ADMIN ADJUSTMENT ATTORNEY GENERAL LEGAL SERVICES	-	-
DEA	2019	2066	DE22C	ADMIN ADJUSTMENT DDD COST EFFECTIVENESS STUDY	-	-
DEA	2019	2066	DE00	ADMIN ADJUSTMENT DES OPERATING LUMP SUM	-	-
DEA	2019	2066	DE22	ADMIN ADJUSTMENT HOME & COMMUNITY SERVICES - STATE ONLY	-	-
DEA	2019	2066	DE54	ADMIN ADJUSTMENT JOBS	-	-
DEA	2020	2066	DE11	ATTORNEY GENERAL LEGAL SERVICES	-	5,000
DEA	2020	2066	DE22C	DDD COST EFFECTIVENESS STUDY	-	1,220,000
DEA	2020	2066	DE00	DES OPERATING LUMP SUM	-	2,070,400
DEA	2020	2066	DE65	DOMESTIC VIOLENCE PREVENTION	-	100,000
DEA	2020	2066	DE54	JOBS	-	1,110,900
TOTAL SPECIAL ADMINISTRATION FUND					\$ -	\$ 4,506,300
DEA	2019	2091	DE11	ADMIN ADJUSTMENT ATTORNEY GENERAL LEGAL SERVICES	-	-
DEA	2019	2091	DE71	ADMIN ADJUSTMENT COUNTY PARTICIPATION	-	-
DEA	2020	2091	DE11	ATTORNEY GENERAL LEGAL SERVICES	-	9,543,100
DEA	2020	2091	DE71	COUNTY PARTICIPATION	-	8,740,200
DEA	2020	2091	DE00	DES OPERATING LUMP SUM	-	40,989,300
TOTAL CHILD SUPPORT ENFORCEMENT ADMINISTRATION FUND					\$ -	\$ 59,272,600
DEA	2019	2160	DE65	ADMIN ADJUSTMENT DOMESTIC VIOLENCE PREVENTION	-	-
DEA	2020	2160	DE65	DOMESTIC VIOLENCE PREVENTION	-	4,000,000
TOTAL DOMESTIC VIOLENCE SERVICES FUND					\$ -	\$ 4,000,000
DEA	2020	2217	DE11	ATTORNEY GENERAL LEGAL SERVICES	-	90,800
DEA	2020	2217	DE00	DES OPERATING LUMP SUM	-	331,700
TOTAL PUBLIC ASSISTANCE COLLECTIONS FUND					\$ -	\$ 422,500
DEA	2019	2224	DE24	ADMIN ADJUSTMENT CASE MANAGEMENT-TITLE XIX	-	-
DEA	2019	2224	DE27A	ADMIN ADJUSTMENT DDD CHILDRENS REHABILITATIVE SERVICES-MEDICAID	-	-
DEA	2019	2224	DE20A	ADMIN ADJUSTMENT DDD OPERATING LUMP SUM	-	-
DEA	2019	2224	DE20B	ADMIN ADJUSTMENT DDD PREMIUM TAX PAYMENT	-	-
DEA	2019	2224	DE21B	ADMIN ADJUSTMENT DDD PROGRAM EXPENSES SUPPLEMENTAL	-	-
DEA	2019	2224	DE21A	ADMIN ADJUSTMENT DDD TARGETED CASE MANAGEMENT-MEDICAID	-	-
DEA	2019	2224	DE25	ADMIN ADJUSTMENT HOME AND COMMUNITY BASED SVC-TITLE XIX	-	-
DEA	2019	2224	DE26	ADMIN ADJUSTMENT INSTITUTIONAL SERVICES-TITLE XIX	-	-
DEA	2019	2224	DE27	ADMIN ADJUSTMENT MEDICAL SERVICES-TITLE XIX	-	-
DEA	2019	2224	DE2B	ADMIN ADJUSTMENT ONETIME DDD PROVIDER PAYMENT PROP 206	-	-
DEA	2019	2224	DE23	ADMIN ADJUSTMENT STATE FUNDED LONG-TERM CARE SERVICES	-	-
DEA	2019	2224	AA99999	ADMIN ADJUSTMENT SWEEPS	-	-
DEA	2020	2224	DE24	CASE MANAGEMENT-TITLE XIX	-	75,727,800
DEA	2020	2224	DE20A	DDD OPERATING LUMP SUM	-	104,623,200
DEA	2020	2224	DE20B	DDD PREMIUM TAX PAYMENT	-	35,598,700
DEA	2019	2224	DE2C	DDD PROVIDERS FLAGSTAFF SUPPLEMENTAL	500,000	-
DEA	2020	2224	DE21A	DDD TARGETED CASE MANAGEMENT-MEDICAID	-	10,673,600
DEA	2020	2224	DE25	HOME AND COMMUNITY BASED SVC-TITLE XIX	-	1,369,746,700
DEA	2020	2224	DE26	INSTITUTIONAL SERVICES-TITLE XIX	-	49,934,500
DEA	2020	2224	DE27B	PHYSICAL AND BEHAVIORAL HEALTH SERVICES-MEDICAID	-	360,334,100
DEA	2020	2224	DE23	STATE FUNDED LONG-TERM CARE SERVICES	-	26,559,600
TOTAL DEPT LONG-TERM CARE SYSTEM FUND					\$ 500,000	\$ 2,033,198,200
DEA	2019	2335	DE11	ADMIN ADJUSTMENT ATTORNEY GENERAL LEGAL SERVICES	-	-
DEA	2019	2335	DE22A	ADMIN ADJUSTMENT DDD ARIZONA EARLY INTERVENTION PROGRAM	-	-

See accompanying notes to financial statements.

CAPITAL OUTLAY APPROPRIATIONS	SUPPLEMENTAL APPROPRIATIONS, MID-YEAR		NET APPROPRIATIONS	EXPENDITURES	LAPSED APPROPRIATION AUTHORITY	JUNE 30, 2020 CONTINUING APPROPRIATION AUTHORITY
	REVERSIONS AND ADJUSTMENTS					
-	-	22,736,400	20,619,831	2,116,569	-	
-	14,500,000	68,154,600	56,333,795	11,820,806	-	
\$ -	\$ 35,992,245	\$ 364,680,245	\$ 309,824,473	\$ 54,855,772	\$ -	
\$ -	\$ 1,171,000	\$ 1,171,000	\$ 1,171,000	\$ -	\$ -	
-	3,053	3,053	3,053	-	-	
-	849,281	849,281	849,281	-	-	
-	518,333	518,333	518,333	-	-	
-	119,948	119,948	119,948	-	-	
-	846,550	846,550	846,550	-	-	
-	-	5,000	1,268	3,732	-	
-	-	1,220,000	-	1,220,000	-	
-	4,900	2,075,300	2,048,449	26,851	-	
-	-	100,000	100,000	-	-	
-	-	1,110,900	-	1,110,900	-	
\$ -	\$ 3,513,065	\$ 8,019,365	\$ 5,657,882	\$ 2,361,483	\$ -	
\$ -	\$ 254,173	\$ 254,173	\$ 254,173	\$ -	\$ -	
-	779,962	779,962	779,962	-	-	
-	54,700	9,597,800	8,005,045	1,592,755	-	
-	-	8,740,200	4,215,056	4,525,144	-	
-	66,900	41,056,200	30,628,527	10,427,673	-	
\$ -	\$ 1,155,735	\$ 60,428,335	\$ 43,882,762	\$ 16,545,573	\$ -	
\$ -	\$ 621,058	\$ 621,058	\$ 621,058	\$ -	\$ -	
-	-	4,000,000	2,463,549	1,536,451	-	
\$ -	\$ 621,058	\$ 4,621,058	\$ 3,084,607	\$ 1,536,451	\$ -	
\$ -	\$ 300	\$ 91,100	\$ -	\$ 91,100	\$ -	
-	600	332,300	-	332,300	-	
\$ -	\$ 900	\$ 423,400	\$ -	\$ 423,400	\$ -	
\$ -	\$ 4,363,798	\$ 4,363,798	\$ 4,363,798	\$ -	\$ -	
-	8,115,865	8,115,865	8,115,865	-	-	
-	972,217	972,217	972,217	-	-	
-	2,340,705	2,340,705	2,340,705	-	-	
-	22,604,787	22,604,787	22,604,787	-	-	
-	225,136	225,136	225,136	-	-	
-	82,794,299	82,794,299	82,794,299	-	-	
-	2,709,830	2,709,830	2,709,830	-	-	
-	53,775,252	53,775,252	53,775,252	-	-	
-	9,461,000	9,461,000	9,461,000	-	-	
-	4,995,535	4,995,535	4,995,535	-	-	
-	44,587,271	44,587,271	44,587,271	-	-	
-	165,600	75,893,400	68,516,315	7,377,085	-	
-	(4,961,600)	99,661,600	37,925,414	61,736,186	-	
-	5,100,000	40,698,700	40,619,151	79,549	-	
-	-	500,000	-	-	500,000	
-	24,200	10,697,800	8,265,833	2,431,967	-	
-	30,500	1,369,777,200	1,244,034,294	125,742,906	-	
-	47,800	49,982,300	32,171,591	17,810,709	-	
-	17,500	360,351,600	329,498,525	30,853,075	-	
-	-	26,559,600	26,018,957	540,643	-	
\$ -	\$ 237,369,695	\$ 2,271,067,895	\$ 2,023,995,773	\$ 246,572,122	\$ 500,000	
\$ -	\$ 671	\$ 671	\$ 671	\$ -	\$ -	
-	1,900,000	1,900,000	1,900,000	-	-	

See accompanying notes to financial statements.

**STATE OF ARIZONA
OTHER FUNDS
STATEMENT OF EXPENDITURES - APPROPRIATION TO ACTUAL
BUDGETARY (LEGAL) BASIS
FOR THE YEAR ENDED JUNE 30, 2020**

AGY	BFY	FUND	APCAT	APPROPRIATION NAME	JULY 1, 2019	
					CONTINUING APPROPRIATION AUTHORITY	GENERAL APPROPRIATIONS
DEA	2019	2335	DE00	ADMIN ADJUSTMENT DES OPERATING LUMP SUM	-	-
DEA	2019	2335	DE55	ADMIN ADJUSTMENT INDEPENDENT LIVING REHABILITATION SVCS	-	-
DEA	2019	2335	DE52	ADMIN ADJUSTMENT REHABILITATION SERVICES	-	-
DEA	2020	2335	DE11	ATTORNEY GENERAL LEGAL SERVICES	-	2,000
DEA	2020	2335	DE00	DES OPERATING LUMP SUM	-	574,300
DEA	2020	2335	DE55	INDEPENDENT LIVING REHABILITATION SVCS	-	1,123,400
DEA	2020	2335	DE52	REHABILITATION SERVICES	-	654,700
TOTAL SPINAL AND HEAD INJURIES TRUST FUND					\$ -	\$ 2,354,400
DEA	2020	3034	DEL	LOAN FOR REIMBURSEMENT GRANTS	\$ -	\$ -
TOTAL BUDGET STABILIZATION FUND					\$ -	\$ -
DEA	2019	4250	DE21B	ADMIN ADJUSTMENT DDD PROGRAM EXPENSES SUPPLEMENTAL	\$ -	\$ -
TOTAL HEALTH SERVICES LOTTERY FUND					\$ -	\$ -
DEA	2019	9000	DE00	ADMIN ADJUSTMENT DES OPERATING LUMP SUM	\$ -	\$ -
DEA	2020	9000	DE00	DES OPERATING LUMP SUM	-	1,000,000
TOTAL INDIRECT COST RECOVERY FUND					\$ -	\$ 1,000,000
COMMISSION FOR THE DEAF AND THE HARD OF HEARING					\$ -	\$ -
DFA	2019	2047	DF52000	ADMIN ADJUSTMENT OPERATING LUMP SUM APPROPRIATION	-	-
DFA	2005	2047	DF53000	INTERPRETER CERT AND LICENSURE	248,992	-
DFA	2020	2047	DF52000	OPERATING LUMP SUM APPROPRIATION	-	4,421,500
DFA	2020	2047	DF52050	SUPPORT SERVICES FOR THE DEAF-BLIND	-	192,000
TOTAL TELECOMMUNICATION FOR THE DEAF FUND					\$ 248,992	\$ 4,613,500
DEPARTMENT OF ENVIRONMENTAL QUALITY						
EVA	2019	2082	EV22203	ADMIN ADJUSTMENT EMISSIONS CONTROL - CONTRACTOR PAYMENTS	\$ -	\$ -
EVA	2019	2082	EV10011	ADMIN ADJUSTMENT OPERATING LUMP SUM APPROPRIATION	-	-
EVA	2020	2082	EV22203	EMISSIONS CONTROL - CONTRACTOR PAYMENTS	-	21,119,500
EVA	2020	2082	EV40001	NOGALES WASH AND INTERNATIONAL OUTFALL INTERCEPTOR PROJECT	-	1,269,300
EVA	2020	2082	EV10011	OPERATING LUMP SUM APPROPRIATION	-	5,468,200
EVA	2020	2082	EV20005	WQARF TRANSFERS	-	-
TOTAL EMISSIONS INSPECTION FUND					\$ -	\$ 27,857,000
EVA	2019	2178	EV10011	ADMIN ADJUSTMENT OPERATING LUMP SUM APPROPRIATION	\$ -	\$ -
EVA	2020	2178	EV10011	OPERATING LUMP SUM APPROPRIATION	-	1,742,400
TOTAL HAZARDOUS WASTE MANAGEMENT FUND					\$ -	\$ 1,742,400
EVA	2019	2226	EV10011	ADMIN ADJUSTMENT OPERATING LUMP SUM APPROPRIATION	\$ -	\$ -
EVA	2020	2226	EV40001	NOGALES WASH AND INTERNATIONAL OUTFALL INTERCEPTOR PROJECT	-	1,300,000
EVA	2020	2226	EV10011	OPERATING LUMP SUM APPROPRIATION	-	4,382,900
EVA	2020	2226	AA99999	SWEEPS	-	-
EVA	2020	2226	EV20005	WQARF TRANSFERS	-	-
TOTAL AIR QUALITY FUND					\$ -	\$ 5,682,900
EVA	2020	2271	EV10011	OPERATING LUMP SUM APPROPRIATION	\$ -	\$ 30,200
TOTAL UNDERGROUND STORAGE TANK REVOLVING FUND					\$ -	\$ 30,200
EVA	2019	2289	EV10011	ADMIN ADJUSTMENT OPERATING LUMP SUM APPROPRIATION	\$ -	\$ -
EVA	2020	2289	EV10011	OPERATING LUMP SUM APPROPRIATION	-	1,359,300
EVA	2020	2289	EV20005	WQARF TRANSFERS	-	-
TOTAL RECYCLING FUND					\$ -	\$ 1,359,300
EVA	2019	2328	EV10011	ADMIN ADJUSTMENT OPERATING LUMP SUM APPROPRIATION	\$ -	\$ -
EVA	2020	2328	EV10011	OPERATING LUMP SUM APPROPRIATION	-	7,146,800

See accompanying notes to financial statements.

CAPITAL OUTLAY APPROPRIATIONS	SUPPLEMENTAL APPROPRIATIONS, MID-YEAR		NET APPROPRIATIONS	EXPENDITURES	LAPSED APPROPRIATION AUTHORITY	JUNE 30, 2020 CONTINUING APPROPRIATION AUTHORITY
	REVERSIONS AND ADJUSTMENTS					
-	42,212	42,212	42,212	42,212	-	-
-	48,904	48,904	48,904	48,904	-	-
-	250,672	250,672	250,672	250,672	-	-
-	(200)	1,800	1,800	1,568	232	-
-	(27,400)	546,900	546,900	393,789	153,111	-
-	-	1,123,400	1,123,400	998,458	124,942	-
-	-	654,700	654,700	380,656	274,044	-
\$ -	\$ 2,214,859	\$ 4,569,259	\$ 4,569,259	\$ 4,016,931	\$ 552,329	\$ -
\$ -	\$ 25,000,000	\$ 25,000,000	\$ 25,000,000	\$ -	\$ 25,000,000	\$ -
\$ -	\$ 25,000,000	\$ 25,000,000	\$ 25,000,000	\$ -	\$ 25,000,000	\$ -
\$ -	\$ 1,000,000	\$ 1,000,000	\$ 1,000,000	\$ 1,000,000	\$ -	\$ -
\$ -	\$ 1,000,000	\$ 1,000,000	\$ 1,000,000	\$ 1,000,000	\$ -	\$ -
\$ -	\$ 153,111	\$ 153,111	\$ 153,111	\$ 153,111	\$ -	\$ -
-	-	1,000,000	1,000,000	-	1,000,000	-
\$ -	\$ 153,111	\$ 1,153,111	\$ 1,153,111	\$ 153,111	\$ 1,000,000	\$ -
\$ -	\$ -	\$ -	\$ -	\$ -	\$ -	\$ -
-	153,602	153,602	153,602	153,602	-	-
-	-	248,992	248,992	-	-	248,992
-	11,400	4,432,900	4,432,900	2,961,105	1,471,795	-
-	-	192,000	192,000	2,706	189,294	-
\$ -	\$ 165,002	\$ 5,027,493	\$ 5,027,493	\$ 3,117,413	\$ 1,661,089	\$ 248,992
\$ -	\$ 512,422	\$ 512,422	\$ 512,422	\$ 512,422	\$ -	\$ -
-	7,053	7,053	7,053	7,053	-	-
-	1,500,000	22,619,500	22,619,500	22,618,473	1,027	-
-	-	1,269,300	1,269,300	1,269,300	-	-
-	(1,499,700)	3,968,500	3,968,500	3,550,792	417,708	-
-	2,800,000	2,800,000	2,800,000	2,800,000	-	-
\$ -	\$ 3,319,775	\$ 31,176,775	\$ 31,176,775	\$ 30,758,040	\$ 418,735	\$ -
\$ -	\$ 208,748	\$ 208,748	\$ 208,748	\$ 208,748	\$ -	\$ -
-	5,800	1,748,200	1,748,200	1,607,940	140,260	-
\$ -	\$ 214,548	\$ 1,956,948	\$ 1,956,948	\$ 1,816,687	\$ 140,260	\$ -
\$ -	\$ 46,804	\$ 46,804	\$ 46,804	\$ 46,804	\$ -	\$ -
-	-	1,300,000	1,300,000	1,300,000	-	-
-	13,000	4,395,900	4,395,900	4,179,017	216,883	-
-	1,193,900	1,193,900	1,193,900	1,193,900	-	-
-	2,600,000	2,600,000	2,600,000	2,600,000	-	-
\$ -	\$ 3,853,704	\$ 9,536,604	\$ 9,536,604	\$ 9,319,721	\$ 216,883	\$ -
\$ -	\$ 96,500	\$ 126,700	\$ 126,700	\$ -	\$ 126,700	\$ -
\$ -	\$ 96,500	\$ 126,700	\$ 126,700	\$ -	\$ 126,700	\$ -
\$ -	\$ 1,362	\$ 1,362	\$ 1,362	\$ 1,362	\$ -	\$ -
-	2,500	1,361,800	1,361,800	1,033,720	328,080	-
-	2,152,000	2,152,000	2,152,000	2,152,000	-	-
\$ -	\$ 2,155,862	\$ 3,515,162	\$ 3,515,162	\$ 3,187,082	\$ 328,080	\$ -
\$ -	\$ 161,520	\$ 161,520	\$ 161,520	\$ 161,520	\$ -	\$ -
-	8,900	7,155,700	7,155,700	4,124,145	3,031,555	-

See accompanying notes to financial statements.

**STATE OF ARIZONA
OTHER FUNDS
STATEMENT OF EXPENDITURES - APPROPRIATION TO ACTUAL
BUDGETARY (LEGAL) BASIS
FOR THE YEAR ENDED JUNE 30, 2020**

AGY	BFY	FUND	APCAT	APPROPRIATION NAME	JULY 1, 2019	
					CONTINUING APPROPRIATION AUTHORITY	GENERAL APPROPRIATIONS
EVA	2020	2328	EV20005	WQARF TRANSFERS	-	-
TOTAL PERMIT ADMINISTRATION FUND					\$ -	\$ 7,146,800
EVA	2020	3031	EV10011	OPERATING LUMP SUM APPROPRIATION	-	132,800
TOTAL EMERGENCY RESPONSE FUND					\$ -	\$ 132,800
EVA	2019	3110	EV10011	ADMIN ADJUSTMENT OPERATING LUMP SUM APPROPRIATION	-	-
EVA	2020	3110	EV10011	OPERATING LUMP SUM APPROPRIATION	-	1,245,800
TOTAL SOLID WASTE FEE FUND					\$ -	\$ 1,245,800
EVA	2020	3500	AA99999	SWEEPS	-	-
TOTAL USED OIL FUND					\$ -	\$ -
EVA	2019	4100	EV10011	ADMIN ADJUSTMENT OPERATING LUMP SUM APPROPRIATION	-	-
EVA	2020	4100	EV10011	OPERATING LUMP SUM APPROPRIATION	-	10,556,600
TOTAL WATER QUALITY FEE FUND					\$ -	\$ 10,556,600
EVA	2019	4150	EV10012	ADMIN ADJUSTMENT SAFE DRINKING WATER PROGRAM	-	-
EVA	2020	4150	EV10012	SAFE DRINKING WATER PROGRAM	-	1,802,100
TOTAL SAFE DRINKING WATER PROGRAM FUND					\$ -	\$ 1,802,100
EVA	2019	9000	EV10011	ADMIN ADJUSTMENT OPERATING LUMP SUM APPROPRIATION	-	-
EVA	2020	9000	EV10011	OPERATING LUMP SUM APPROPRIATION	-	13,524,900
TOTAL INDIRECT COST RECOVERY FUND					\$ -	\$ 13,524,900
ARIZONA HEALTH CARE COST CONTAINMENT SYSTEM						
HCA	2020	1306	HC14400	TRADITIONAL MEDICAID SERVICES	-	61,752,600
TOTAL TOBACCO TAX AND HEALTH CARE FUND					\$ -	\$ 61,752,600
HCA	2020	1310	HC14300	PROPOSITION 204 SERVICES	-	50,270,600
TOTAL TOBACCO PRODUCTS TAX FUND					\$ -	\$ 50,270,600
HCA	2020	2120	HC14500	ACA ADULT EXPANSION	-	484,056,500
HCA	2019	2120	HC14500	ADMIN ADJUSTMENT ACA ADULT EXPANSION	-	-
HCA	2019	2120	HC11031	ADMIN ADJUSTMENT ADOA DATA CENTER	-	-
HCA	2019	2120	HC12032	ADMIN ADJUSTMENT DES ELIGIBILITY	-	-
HCA	2019	2120	HC14071	ADMIN ADJUSTMENT DISPROPORTIONATE SHARE PAYMENTS	-	-
HCA	2019	2120	HC14420	ADMIN ADJUSTMENT MEDICAID BEHAVIORAL HEALTH CMDP	-	-
HCA	2019	2120	HC11000	ADMIN ADJUSTMENT OPERATING LUMP SUM APPROPRIATION	-	-
HCA	2019	2120	HC20018	ADMIN ADJUSTMENT PROP 204 AHCCCS ADMINISTRATION	-	-
HCA	2019	2120	HC20032	ADMIN ADJUSTMENT PROP 204 DES ELIGIBILITY	-	-
HCA	2019	2120	HC14300	ADMIN ADJUSTMENT PROPOSITION 204 SERVICES	-	-
HCA	2019	2120	HC14400	ADMIN ADJUSTMENT TRADITIONAL MEDICAID SERVICES	-	-
HCA	2020	2120	HC11031	ADOA DATA CENTER	-	13,250,400
HCA	2020	2120	HC11040	ASSET VERIFICATION SYSTEMS	-	324,600
HCA	2020	2120	HC14600	BEHAVIORAL HEALTH SERVICES IN SCHOOLS	-	6,990,000
HCA	2020	2120	HC12032	DES ELIGIBILITY	-	63,383,300
HCA	2020	2120	HC14071	DISPROPORTIONATE SHARE PAYMENTS	-	4,821,800
HCA	2020	2120	HC14280	DSH - VOLUNTARY	-	28,694,300
HCA	2020	2120	HC11042	ELECTRONIC VISIT VERIFICATION SYSTEM	-	3,490,700
HCA	2020	2120	HC14290	GRADUATE MEDICAL EDUCATION	-	211,970,000
HCA	2020	2120	HC14420	MEDICAID BEHAVIORAL HEALTH CMDP	-	126,431,900
HCA	2020	2120	HC11000	OPERATING LUMP SUM APPROPRIATION	-	56,665,700
HCA	2020	2120	HC20018	PROP 204 AHCCCS ADMINISTRATION	-	8,876,800
HCA	2020	2120	HC20032	PROP 204 DES ELIGIBILITY	-	23,636,500
HCA	2020	2120	HC14300	PROPOSITION 204 SERVICES	-	3,615,003,800
HCA	2020	2120	HC11041	PROVIDER MANAGEMENT SYSTEM	-	3,994,700

See accompanying notes to financial statements.

CAPITAL OUTLAY APPROPRIATIONS	SUPPLEMENTAL APPROPRIATIONS, MID-YEAR		NET APPROPRIATIONS	EXPENDITURES	LAPSED APPROPRIATION AUTHORITY	JUNE 30, 2020 CONTINUING APPROPRIATION AUTHORITY
	REVERSIONS AND ADJUSTMENTS					
-	1,000,000	1,000,000	1,000,000	1,000,000	-	-
\$ -	\$ 1,170,420	\$ 8,317,220	\$ 5,285,665	\$ 3,031,555	\$ -	\$ -
-	-	132,800	132,787	13	-	-
-	-	132,800	132,787	13	-	-
-	9,451	9,451	9,451	-	-	-
-	2,000	1,247,800	1,146,580	101,220	-	-
-	11,451	1,257,251	1,156,031	101,220	-	-
-	11	11	11	-	-	-
-	11	11	11	-	-	-
-	54,688	54,688	54,688	-	-	-
-	18,900	10,575,500	7,452,019	3,123,481	-	-
-	73,588	10,630,188	7,506,707	3,123,481	-	-
-	46,252	46,252	46,252	-	-	-
-	9,900	1,812,000	1,661,834	150,166	-	-
-	56,152	1,858,252	1,708,086	150,166	-	-
-	271,349	271,349	271,349	-	-	-
-	91,000	13,615,900	13,510,165	105,735	-	-
-	362,349	13,887,249	13,781,515	105,735	-	-
-	5,109,200	66,861,800	66,861,800	-	-	-
-	5,109,200	66,861,800	66,861,800	-	-	-
-	-	50,270,600	50,270,600	-	-	-
-	-	50,270,600	50,270,600	-	-	-
-	-	484,056,500	430,210,924	53,845,576	-	-
-	19,453,802	19,453,802	19,453,802	-	-	-
-	2,256,672	2,256,672	2,256,672	-	-	-
-	4,857,453	4,857,453	4,857,453	-	-	-
-	592,547	592,547	592,547	-	-	-
-	7,921	7,921	7,921	-	-	-
-	2,566,845	2,566,845	2,566,845	-	-	-
-	772,759	772,759	772,759	-	-	-
-	3,343,683	3,343,683	3,343,683	-	-	-
-	49,690,413	49,690,413	49,690,413	-	-	-
-	135,422,429	135,422,429	135,422,429	-	-	-
-	-	13,250,400	6,443,341	6,807,059	-	-
-	-	324,600	273,704	50,896	-	-
-	-	6,990,000	6,990,000	-	-	-
-	-	63,383,300	52,072,340	11,310,960	-	-
-	-	4,821,800	4,202,300	619,500	-	-
-	611,500	29,305,800	26,652,752	2,653,048	-	-
-	-	3,490,700	1,043,643	2,447,057	-	-
-	66,923,100	278,893,100	278,892,296	-	804	-
-	20,000,000	146,431,900	145,268,674	1,163,226	-	-
-	5,854,200	62,519,900	55,900,428	6,619,472	-	-
-	3,772,000	12,648,800	10,410,734	2,238,066	-	-
-	-	23,636,500	22,860,248	776,252	-	-
-	55,000,000	3,670,003,800	3,662,496,932	7,506,868	-	-
-	-	3,994,700	3,934,682	60,018	-	-

See accompanying notes to financial statements.

**STATE OF ARIZONA
OTHER FUNDS
STATEMENT OF EXPENDITURES - APPROPRIATION TO ACTUAL
BUDGETARY (LEGAL) BASIS
FOR THE YEAR ENDED JUNE 30, 2020**

AGY	BFY	FUND	APCAT	APPROPRIATION NAME	JULY 1, 2019	
					CONTINUING APPROPRIATION AUTHORITY	GENERAL APPROPRIATIONS
HCA	2020	2120	HC14073	RURAL HOSPITAL REIMBURSEMENT	-	20,034,400
HCA	2020	2120	HC14400	TRADITIONAL MEDICAID SERVICES	-	3,223,715,400
TOTAL AHCCCS FUND					\$ -	\$ 7,895,340,800
HCA	2019	2130	HC14700	ADMIN ADJUSTMENT TARGETED INVESTMENTS PROGRAM	-	-
HCA	2020	2130	HC14700	TARGETED INVESTMENTS PROGRAM	-	90,000,000
TOTAL DELIVERY SYSTEM REFORM INCENTIVE PAYMENT FUND					\$ -	\$ 90,000,000
HCA	2018	2223	HC15000	ADMIN ADJUSTMENT ALTCS SERVICES	-	-
HCA	2019	2223	HC15000	ADMIN ADJUSTMENT ALTCS SERVICES	-	-
HCA	2020	2223	HC15000	ALTCS SERVICES	-	1,412,958,500
TOTAL AZ LONG-TERM CARE SYSTEM FUND					\$ -	\$ 1,412,958,500
HCA	2020	2227	HC17300	CRISIS SERVICES	-	2,250,200
TOTAL SUBSTANCE ABUSE SERVICES FUND					\$ -	\$ 2,250,200
HCA	2019	2409	HC11031	ADMIN ADJUSTMENT ADOA DATA CENTER	-	-
HCA	2019	2409	HC28200	ADMIN ADJUSTMENT CHIP - SERVICES	-	-
HCA	2019	2409	HC12032	ADMIN ADJUSTMENT DES ELIGIBILITY	-	-
HCA	2019	2409	HC11000	ADMIN ADJUSTMENT OPERATING LUMP SUM APPROPRIATION	-	-
HCA	2020	2409	HC11031	ADOA DATA CENTER	-	160,000
HCA	2020	2409	HC28200	CHIP - SERVICES	-	98,916,200
HCA	2020	2409	HC12032	DES ELIGIBILITY	-	-
HCA	2020	2409	HC11000	OPERATING LUMP SUM APPROPRIATION	-	5,565,800
TOTAL CHILDRENS HEALTH INSURANCE PROGRAM					\$ -	\$ 104,642,000
HCA	2020	2468	HC14300	PROPOSITION 204 SERVICES	-	102,000,000
TOTAL AZ TOBACCO LITIGATION SETTLEMENT FUND					\$ -	\$ 102,000,000
HCA	2019	2478	HC20032	ADMIN ADJUSTMENT PROP 204 DES ELIGIBILITY	-	-
HCA	2020	2478	HC20032	PROP 204 DES ELIGIBILITY	-	3,906,400
TOTAL BUDGET NEUTRALITY COMPLIANCE FUND					\$ -	\$ 3,906,400
HCA	2020	2500	HC14500	ACA ADULT EXPANSION	-	179,900
HCA	2020	2500	HC28200	CHIP - SERVICES	-	76,300
HCA	2020	2500	HC14280	DSH - VOLUNTARY	-	12,285,900
HCA	2020	2500	HC14290	GRADUATE MEDICAL EDUCATION	-	88,581,500
HCA	2020	2500	HC14300	PROPOSITION 204 SERVICES	-	2,564,700
HCA	2020	2500	HC14400	TRADITIONAL MEDICAID SERVICES	-	10,297,700
TOTAL IGA AND ISA FUND					\$ -	\$ 113,986,000
HCA	2019	2546	HC11000	ADMIN ADJUSTMENT OPERATING LUMP SUM APPROPRIATION	-	-
HCA	2020	2546	HC15000	ALTCS SERVICES	-	44,000,400
HCA	2020	2546	HC11040	ASSET VERIFICATION SYSTEMS	-	125,100
HCA	2020	2546	HC11042	ELECTRONIC VISIT VERIFICATION SYSTEM	-	1,163,000
HCA	2020	2546	HC11000	OPERATING LUMP SUM APPROPRIATION	-	660,900
HCA	2020	2546	HC20018	PROP 204 AHCCCS ADMINISTRATION	-	60,900
HCA	2020	2546	HC11041	PROVIDER MANAGEMENT SYSTEM	-	779,900
HCA	2020	2546	AA99999	SWEEPS	-	69,000,000
HCA	2020	2546	HC14400	TRADITIONAL MEDICAID SERVICES	-	712,796,900
TOTAL PRESCRIPTION DRUG REBATE FUND					\$ -	\$ 828,587,100
HCA	2020	2567	HC15000	ALTCS SERVICES	-	105,912,600
TOTAL NURSING FACILITY ASSESSMENT FUND					\$ -	\$ 105,912,600

See accompanying notes to financial statements.

CAPITAL OUTLAY APPROPRIATIONS	SUPPLEMENTAL APPROPRIATIONS, MID-YEAR		NET APPROPRIATIONS	EXPENDITURES	LAPSED APPROPRIATION AUTHORITY	JUNE 30, 2020 CONTINUING APPROPRIATION AUTHORITY
	REVERSIONS AND ADJUSTMENTS					
-	5,315,000		25,349,400	25,349,312	88	-
-	311,353,100		3,535,068,500	3,401,494,277	133,574,223	-
\$ -	\$ 687,793,424	\$	\$ 8,583,134,224	\$ 8,353,461,111	\$ 229,672,310	\$ 804
\$ -	\$ 4,096,537	\$	\$ 4,096,537	\$ 4,096,537	\$ -	\$ -
-	-		90,000,000	44,365,394	45,634,606	-
\$ -	\$ 4,096,537	\$	\$ 94,096,537	\$ 48,461,931	\$ 45,634,606	\$ -
\$ -	\$ 19,021	\$	\$ 19,021	\$ 19,021	\$ -	\$ -
-	15,016,916		15,016,916	15,016,916	-	-
-	67,000,000		1,479,958,500	1,429,917,508	50,040,992	-
\$ -	\$ 82,035,937	\$	\$ 1,494,994,437	\$ 1,444,953,445	\$ 50,040,992	\$ -
\$ -	\$ -	\$	\$ 2,250,200	\$ 2,250,200	\$ -	\$ -
\$ -	\$ -	\$	\$ 2,250,200	\$ 2,250,200	\$ -	\$ -
\$ -	\$ 18,919	\$	\$ 18,919	\$ 18,919	\$ -	\$ -
-	1,403,517		1,403,517	1,403,517	-	-
-	393,421		393,421	393,421	-	-
-	26,367		26,367	26,367	-	-
-	-		160,000	115,963	44,037	-
-	-		98,916,200	79,079,510	19,836,690	-
-	3,000,000		3,000,000	1,794,704	1,205,296	-
-	(2,991,800)		2,574,000	1,736,700	837,300	-
\$ -	\$ 1,850,424	\$	\$ 106,492,424	\$ 84,569,100	\$ 21,923,323	\$ -
\$ -	\$ -	\$	\$ 102,000,000	\$ 94,283,057	\$ 7,716,943	\$ -
\$ -	\$ -	\$	\$ 102,000,000	\$ 94,283,057	\$ 7,716,943	\$ -
\$ -	\$ 616,265	\$	\$ 616,265	\$ 616,265	\$ -	\$ -
-	-		3,906,400	3,906,400	-	-
\$ -	\$ 616,265	\$	\$ 4,522,665	\$ 4,522,665	\$ -	\$ -
\$ -	\$ -	\$	\$ 179,900	\$ 44,975	\$ 134,925	\$ -
-	-		76,300	-	76,300	-
-	-		12,285,900	9,713,790	2,572,110	-
-	29,092,465		117,673,965	117,673,697	-	268
-	-		2,564,700	518,512	2,046,188	-
-	-		10,297,700	4,795,135	5,502,565	-
\$ -	\$ 29,092,465	\$	\$ 143,078,465	\$ 132,746,109	\$ 10,332,088	\$ 268
\$ -	\$ 38,995	\$	\$ 38,995	\$ 38,995	\$ -	\$ -
-	-		44,000,400	43,865,405	134,995	-
-	-		125,100	91,235	33,865	-
-	-		1,163,000	729,637	433,363	-
-	(100)		660,800	400,621	260,179	-
-	-		60,900	60,900	-	-
-	-		779,900	494,245	285,655	-
-	-		69,000,000	69,000,000	-	-
-	-		712,796,900	712,796,900	-	-
\$ -	\$ 38,895	\$	\$ 828,625,995	\$ 827,477,938	\$ 1,148,057	\$ -
\$ -	\$ 8,585,000	\$	\$ 114,497,600	\$ 113,704,704	\$ 792,896	\$ -
\$ -	\$ 8,585,000	\$	\$ 114,497,600	\$ 113,704,704	\$ 792,896	\$ -

See accompanying notes to financial statements.

**STATE OF ARIZONA
OTHER FUNDS
STATEMENT OF EXPENDITURES - APPROPRIATION TO ACTUAL
BUDGETARY (LEGAL) BASIS
FOR THE YEAR ENDED JUNE 30, 2020**

AGY	BFY	FUND	APCAT	APPROPRIATION NAME	JULY 1, 2019	
					CONTINUING APPROPRIATION AUTHORITY	GENERAL APPROPRIATIONS
HCA	2020	2576	HC14500	ACA ADULT EXPANSION	\$ -	\$ 37,389,000
HCA	2019	2576	HC14500	ADMIN ADJUSTMENT ACA ADULT EXPANSION	-	-
HCA	2019	2576	HC14300	ADMIN ADJUSTMENT PROPOSITION 204 SERVICES	-	-
HCA	2020	2576	HC14300	PROPOSITION 204 SERVICES	-	303,482,900
TOTAL HOSPITAL ASSESSMENT FUND					\$ -	\$ 340,871,900
DEPARTMENT OF HEALTH SERVICES						
HSA	2019	1306	HS45070	ADMIN ADJUSTMENT FOLIC ACID	\$ -	\$ -
HSA	2019	1306	HS50970	ADMIN ADJUSTMENT RENAL DENTAL CARE AND NUTRITION SUPPLEMT	-	-
HSA	2020	1306	HS45070	FOLIC ACID	-	400,000
HSA	2020	1306	HS50970	RENAL DENTAL CARE AND NUTRITION SUPPLEMT	-	300,000
TOTAL TOBACCO TAX AND HEALTH CARE FUND					\$ -	\$ 700,000
HSA	2019	1995	HS20001	ADMIN ADJUSTMENT AGENCYWIDE OPERATING LUMP SUM APPN	\$ -	\$ -
HSA	2019	1995	HS31000	ADMIN ADJUSTMENT RADIATION REGULATION	-	-
HSA	2020	1995	HS20001	AGENCYWIDE OPERATING LUMP SUM APPN	-	13,189,900
HSA	2020	1995	HS71000	ARIZONA STATE HOSPITAL - OPERATING	-	310,000
HSA	2020	1995	HS31000	RADIATION REGULATION	-	2,293,800
TOTAL HEALTH SERVICES LICENSING FUND					\$ -	\$ 15,793,700
HSA	2019	2000	HS20001	ADMIN ADJUSTMENT AGENCYWIDE OPERATING LUMP SUM APPN	\$ -	\$ -
HSA	2020	2000	HS20001	AGENCYWIDE OPERATING LUMP SUM APPN	-	879,900
TOTAL FEDERAL GRANT FUND					\$ -	\$ 879,900
HSA	2019	2090	HS50060	ADMIN ADJUSTMENT AIDS REPORTING AND SURVEILLANCE	\$ -	\$ -
HSA	2020	2090	HS50060	AIDS REPORTING AND SURVEILLANCE	-	1,000,000
TOTAL DISEASE CONTROL RESEARCH FUND					\$ -	\$ 1,000,000
HSA	2020	2096	HS50070	ALZHEIMER DISEASE RESEARCH	\$ -	\$ 3,000,000
HSA	2020	2096	HS80300	BIOMEDICAL RESEARCH SUPPORT	-	1,000,000
HSA	2019	2096	HS50075	GENOMICS-BASED MEDICAL RESEARCH	501,250	-
TOTAL HEALTH RESEARCH FUND					\$ 501,250	\$ 4,000,000
HSA	2020	2138	HS30004	AEA NUCLEAR EMERGENCY MANAGEMENT FUND	\$ -	\$ -
TOTAL NUCLEAR EMERGENCY MANAGEMENT FUND					\$ -	\$ -
HSA	2019	2171	HS20001	ADMIN ADJUSTMENT AGENCYWIDE OPERATING LUMP SUM APPN	\$ -	\$ -
HSA	2019	2171	HS43010	ADMIN ADJUSTMENT HIGH RISK PERINATAL SERVICES	-	-
HSA	2019	2171	HS52011	ADMIN ADJUSTMENT STATE LOAN REPAYMENT PROGRAM	-	-
HSA	2020	2171	HS20001	AGENCYWIDE OPERATING LUMP SUM APPN	-	3,839,300
HSA	2020	2171	HS50980	EMERGENCY MEDICAL SERVICES LOCAL ALLOCATION	-	442,000
HSA	2020	2171	HS43010	HIGH RISK PERINATAL SERVICES	-	450,000
HSA	2020	2171	HS52011	STATE LOAN REPAYMENT PROGRAM	-	1,000,000
TOTAL EMERGENCY MEDICAL SERVICES OPERATING FUND					\$ -	\$ 5,731,300
HSA	2019	2184	HS20001	ADMIN ADJUSTMENT AGENCYWIDE OPERATING LUMP SUM APPN	\$ -	\$ -
HSA	2019	2184	HS45001	ADMIN ADJUSTMENT NEWBORN SCREENING PROGRAM	-	-
HSA	2020	2184	HS20001	AGENCYWIDE OPERATING LUMP SUM APPN	-	432,800
HSA	2020	2184	HS45001	NEWBORN SCREENING PROGRAM	-	7,227,400
TOTAL NEWBORN SCREENING PROGRAM FUND					\$ -	\$ 7,660,200
HSA	2020	2329	HS20001	AGENCYWIDE OPERATING LUMP SUM APPN	\$ -	\$ 38,200
HSA	2020	2329	HS27160	NURSING CARE SPECIAL PROJECTS	-	100,000
TOTAL NURSING CARE INST RESIDENT PROTECTION RVLVING FUND					\$ -	\$ 138,200

See accompanying notes to financial statements.

CAPITAL OUTLAY APPROPRIATIONS	SUPPLEMENTAL APPROPRIATIONS, MID-YEAR		NET APPROPRIATIONS	EXPENDITURES	LAPSED APPROPRIATION AUTHORITY	JUNE 30, 2020 CONTINUING APPROPRIATION AUTHORITY
	REVERSIONS AND ADJUSTMENTS					
\$ -	\$ -	\$ 37,389,000	\$ 36,718,095	\$ 670,905	\$ -	
-	141,023	141,023	141,023	-	-	
-	23,203,515	23,203,515	23,203,515	-	-	
-	-	303,482,900	279,482,793	24,000,107	-	
<u>\$ -</u>	<u>\$ 23,344,539</u>	<u>\$ 364,216,439</u>	<u>\$ 339,545,426</u>	<u>\$ 24,671,013</u>	<u>\$ -</u>	
\$ -	\$ 40,581	\$ 40,581	\$ 40,581	\$ -	\$ -	
-	75,000	75,000	75,000	-	-	
-	-	400,000	367,944	32,056	-	
-	-	300,000	150,000	150,000	-	
<u>\$ -</u>	<u>\$ 115,581</u>	<u>\$ 815,581</u>	<u>\$ 633,526</u>	<u>\$ 182,056</u>	<u>\$ -</u>	
\$ -	\$ 332,021	\$ 332,021	\$ 332,021	\$ -	\$ -	
-	18,816	18,816	18,816	-	-	
-	35,800	13,225,700	11,822,780	1,402,920	-	
-	-	310,000	310,000	-	-	
-	5,900	2,299,700	2,263,201	36,499	-	
<u>\$ -</u>	<u>\$ 392,537</u>	<u>\$ 16,186,237</u>	<u>\$ 14,746,817</u>	<u>\$ 1,439,419</u>	<u>\$ -</u>	
\$ -	\$ 34,199	\$ 34,199	\$ 34,199	\$ -	\$ -	
-	2,700	882,600	882,600	-	-	
<u>\$ -</u>	<u>\$ 36,899</u>	<u>\$ 916,799</u>	<u>\$ 916,799</u>	<u>\$ -</u>	<u>\$ -</u>	
\$ -	\$ 36,081	\$ 36,081	\$ 36,081	\$ -	\$ -	
-	-	1,000,000	986,245	13,755	-	
<u>\$ -</u>	<u>\$ 36,081</u>	<u>\$ 1,036,081</u>	<u>\$ 1,022,326</u>	<u>\$ 13,755</u>	<u>\$ -</u>	
\$ -	\$ -	\$ 3,000,000	\$ 3,000,000	\$ -	\$ -	
-	-	1,000,000	498,750	501,250	-	
-	-	501,250	498,750	-	2,500	
<u>\$ -</u>	<u>\$ -</u>	<u>\$ 4,501,250</u>	<u>\$ 3,997,500</u>	<u>\$ 501,250</u>	<u>\$ 2,500</u>	
\$ -	\$ 789,663	\$ 789,663	\$ 523,491	\$ 266,172	\$ -	
<u>\$ -</u>	<u>\$ 789,663</u>	<u>\$ 789,663</u>	<u>\$ 523,491</u>	<u>\$ 266,172</u>	<u>\$ -</u>	
\$ -	\$ 89,259	\$ 89,259	\$ 89,259	\$ -	\$ -	
-	63,354	63,354	63,354	-	-	
-	60,018	60,018	60,018	-	-	
-	9,300	3,848,600	3,205,900	642,700	-	
-	-	442,000	408,868	33,132	-	
-	-	450,000	406,679	43,321	-	
-	-	1,000,000	911,132	88,868	-	
<u>\$ -</u>	<u>\$ 221,931</u>	<u>\$ 5,953,231</u>	<u>\$ 5,145,209</u>	<u>\$ 808,021</u>	<u>\$ -</u>	
\$ -	\$ 150,090	\$ 150,090	\$ 150,090	\$ -	\$ -	
-	308,204	308,204	308,204	-	-	
-	-	432,800	258,087	174,713	-	
-	4,000	7,231,400	6,749,475	481,925	-	
<u>\$ -</u>	<u>\$ 462,294</u>	<u>\$ 8,122,494</u>	<u>\$ 7,465,857</u>	<u>\$ 656,638</u>	<u>\$ -</u>	
\$ -	\$ -	\$ 38,200	\$ 4	\$ 38,196	\$ -	
-	-	100,000	64,939	35,061	-	
<u>\$ -</u>	<u>\$ -</u>	<u>\$ 138,200</u>	<u>\$ 64,943</u>	<u>\$ 73,257</u>	<u>\$ -</u>	

See accompanying notes to financial statements.

**STATE OF ARIZONA
OTHER FUNDS
STATEMENT OF EXPENDITURES - APPROPRIATION TO ACTUAL
BUDGETARY (LEGAL) BASIS
FOR THE YEAR ENDED JUNE 30, 2020**

AGY	BFY	FUND	APCAT	APPROPRIATION NAME	JULY 1, 2019	
					CONTINUING APPROPRIATION AUTHORITY	GENERAL APPROPRIATIONS
HSA	2020	2546	HS80300	BIOMEDICAL RESEARCH SUPPORT	\$ -	\$ 1,000,000
				TOTAL PRESCRIPTION DRUG REBATE FUND	\$ -	\$ 1,000,000
HSA	2018	2573	HS96500	OPIOID ABUSE PREVENTION CAMPAIGN	\$ 80,923	\$ -
				TOTAL CONSUMER RESTITUTION AND REMEDIATION REVOLVING FUND	\$ 80,923	\$ -
HSA	2020	2775	HS10006	CORONAVIRUS DISEASE 2019	\$ -	\$ -
				TOTAL PUBLIC HEALTH EMERGENCIES FUND	\$ -	\$ -
HSA	2019	3017	HS20001	ADMIN ADJUSTMENT AGENCYWIDE OPERATING LUMP SUM APPN	\$ -	\$ -
HSA	2020	3017	HS20001	AGENCYWIDE OPERATING LUMP SUM APPN	-	929,200
				TOTAL ENVIRONMENTAL LAB LICENSE REVOLVING FUND	\$ -	\$ 929,200
HSA	2019	3036	HS20001	ADMIN ADJUSTMENT AGENCYWIDE OPERATING LUMP SUM APPN	\$ -	\$ -
HSA	2020	3036	HS20001	AGENCYWIDE OPERATING LUMP SUM APPN	-	95,700
				TOTAL CHILD FATALITY REVIEW FUND	\$ -	\$ 95,700
HSA	2019	3039	HS20001	ADMIN ADJUSTMENT AGENCYWIDE OPERATING LUMP SUM APPN	\$ -	\$ -
HSA	2020	3039	HS20001	AGENCYWIDE OPERATING LUMP SUM APPN	-	3,630,200
				TOTAL VITAL RECORDS ELECTRONIC SYSTEMS FUND	\$ -	\$ 3,630,200
HSA	2019	3120	HS71000	ADMIN ADJUSTMENT ARIZONA STATE HOSPITAL - OPERATING	\$ -	\$ -
HSA	2020	3120	HS71000	ARIZONA STATE HOSPITAL - OPERATING	-	1,690,300
HSA	2005	3120	HS70007	ASH CORRECTIVE ACTION PLAN SUP	398,060	-
HSA	2020	3120	HS72000	ASH-RESTORATION TO COMPETENCY	-	900,000
				TOTAL ARIZONA STATE HOSPITAL FUND	\$ 398,060	\$ 2,590,300
HSA	2019	3128	HS71000	ADMIN ADJUSTMENT ARIZONA STATE HOSPITAL - OPERATING	\$ -	\$ -
HSA	2020	3128	HS71000	ARIZONA STATE HOSPITAL - OPERATING	-	650,000
				TOTAL ARIZONA STATE HOSPITAL LAND FUND	\$ -	\$ 650,000
HSA	2019	4250	HS26500	ADMIN ADJUSTMENT HOMELESS PREGNANT WOMEN SERVICES	\$ -	\$ -
HSA	2020	4250	HS26500	HOMELESS PREGNANT WOMEN SERVICES	-	100,000
				TOTAL HEALTH SERVICES LOTTERY MONIES FUND	\$ -	\$ 100,000
HSA	2020	9001	HS20001	AGENCYWIDE OPERATING LUMP SUM APPN	\$ -	\$ 10,371,800
				TOTAL DHS - INDIRECT COST FUND	\$ -	\$ 10,371,800
ARIZONA PIONEERS' HOME						
PIA	2019	3129	PI82000	ADMIN ADJUSTMENT OPERATING LUMP SUM APPROPRIATION	\$ -	\$ -
PIA	2019	3129	PI71000	ADMIN ADJUSTMENT PRESCRIPTION DRUGS	-	-
PIA	2020	3129	PI82000	OPERATING LUMP SUM APPROPRIATION	-	4,305,200
PIA	2020	3129	PI71000	PRESCRIPTION DRUGS	-	200,000
				TOTAL PIONEERS HOME STATE CHARITABLE FUND	\$ -	\$ 4,505,200
PIA	2019	3130	PI82000	ADMIN ADJUSTMENT OPERATING LUMP SUM APPROPRIATION	\$ -	\$ -
PIA	2020	3130	PI30000	CAPITAL IMPROVEMENTS	-	-
PIA	2020	3130	PI82000	OPERATING LUMP SUM APPROPRIATION	-	2,047,000
				TOTAL MINERS HOSPITAL FOR MINERS WITH DISABILITIES LAND FUND	\$ -	\$ 2,047,000
DEPARTMENT OF VETERANS SERVICES						
VSA	2019	1601	VS80500	ADMIN ADJUSTMENT VETERANS' INCOME TAX SETTLEMENT	\$ -	\$ -
VSA	2020	1601	VS80500	VETERANS' INCOME TAX SETTLEMENT	-	-
				TOTAL VETERANS' INCOME TAX SETTLEMENT FUND	\$ -	\$ -

See accompanying notes to financial statements.

CAPITAL OUTLAY APPROPRIATIONS	SUPPLEMENTAL APPROPRIATIONS, MID-YEAR		NET APPROPRIATIONS	EXPENDITURES	LAPSED APPROPRIATION AUTHORITY	JUNE 30, 2020 CONTINUING APPROPRIATION AUTHORITY
	REVERSIONS AND ADJUSTMENTS					
\$ -	\$ -	\$ 1,000,000	\$ -	\$ 1,000,000	\$ -	
\$ -	\$ -	\$ 1,000,000	\$ -	\$ 1,000,000	\$ -	
\$ -	\$ -	\$ 80,923	\$ 56,095	\$ -	\$ 24,829	
\$ -	\$ -	\$ 80,923	\$ 56,095	\$ -	\$ 24,829	
\$ -	\$ 50,000,000	\$ 50,000,000	\$ 10,776,731	\$ -	\$ 39,223,269	
\$ -	\$ 50,000,000	\$ 50,000,000	\$ 10,776,731	\$ -	\$ 39,223,269	
\$ -	\$ 9,877	\$ 9,877	\$ 9,877	\$ -	\$ -	
\$ -	\$ 1,900	\$ 931,100	\$ 709,657	\$ 221,443	\$ -	
\$ -	\$ 11,777	\$ 940,977	\$ 719,534	\$ 221,443	\$ -	
\$ -	\$ 1,672	\$ 1,672	\$ 1,672	\$ -	\$ -	
\$ -	\$ 400	\$ 96,100	\$ 94,680	\$ 1,420	\$ -	
\$ -	\$ 2,072	\$ 97,772	\$ 96,352	\$ 1,420	\$ -	
\$ -	\$ 9,481	\$ 9,481	\$ 9,481	\$ -	\$ -	
\$ -	\$ 7,400	\$ 3,637,600	\$ 3,110,963	\$ 526,637	\$ -	
\$ -	\$ 16,881	\$ 3,647,081	\$ 3,120,443	\$ 526,637	\$ -	
\$ -	\$ 214,607	\$ 214,607	\$ 214,607	\$ -	\$ -	
\$ -	\$ 1,700	\$ 1,692,000	\$ 1,612,363	\$ 79,637	\$ -	
\$ -	\$ -	\$ 398,060	\$ 398,060	\$ -	\$ -	
\$ -	\$ -	\$ 900,000	\$ 778,921	\$ 121,079	\$ -	
\$ -	\$ 216,307	\$ 3,204,667	\$ 3,003,951	\$ 200,716	\$ -	
\$ -	\$ 282	\$ 282	\$ 282	\$ -	\$ -	
\$ -	\$ -	\$ 650,000	\$ 575,069	\$ 74,931	\$ -	
\$ -	\$ 282	\$ 650,282	\$ 575,350	\$ 74,931	\$ -	
\$ -	\$ 11,060	\$ 11,060	\$ 11,060	\$ -	\$ -	
\$ -	\$ -	\$ 100,000	\$ 74,920	\$ 25,080	\$ -	
\$ -	\$ 11,060	\$ 111,060	\$ 85,980	\$ 25,080	\$ -	
\$ -	\$ 41,000	\$ 10,412,800	\$ 8,812,384	\$ 1,600,416	\$ -	
\$ -	\$ 41,000	\$ 10,412,800	\$ 8,812,384	\$ 1,600,416	\$ -	
\$ -	\$ 118,510	\$ 118,510	\$ 118,510	\$ -	\$ -	
\$ -	\$ 11,984	\$ 11,984	\$ 11,984	\$ -	\$ -	
\$ -	\$ 87,800	\$ 4,393,000	\$ 4,352,602	\$ 40,398	\$ -	
\$ -	\$ (78,000)	\$ 122,000	\$ 115,071	\$ 6,929	\$ -	
\$ -	\$ 140,294	\$ 4,645,494	\$ 4,598,168	\$ 47,326	\$ -	
\$ -	\$ 11,382	\$ 11,382	\$ 11,382	\$ -	\$ -	
\$ 414,000	\$ -	\$ 414,000	\$ 414,000	\$ -	\$ -	
\$ -	\$ 12,200	\$ 2,059,200	\$ 2,049,090	\$ 10,110	\$ -	
\$ 414,000	\$ 23,582	\$ 2,484,582	\$ 2,474,472	\$ 10,110	\$ -	
\$ -	\$ 2,001	\$ 2,001	\$ 2,001	\$ -	\$ -	
\$ -	\$ 86,240	\$ 86,240	\$ -	\$ 86,240	\$ -	
\$ -	\$ 88,241	\$ 88,241	\$ 2,001	\$ 86,240	\$ -	

See accompanying notes to financial statements.

**STATE OF ARIZONA
OTHER FUNDS
STATEMENT OF EXPENDITURES - APPROPRIATION TO ACTUAL
BUDGETARY (LEGAL) BASIS
FOR THE YEAR ENDED JUNE 30, 2020**

AGY	BFY	FUND	APCAT	APPROPRIATION NAME	JULY 1, 2019	
					CONTINUING APPROPRIATION AUTHORITY	GENERAL APPROPRIATIONS
VSA	2019	2355	VS21402	ADMIN ADJUSTMENT ARIZONA STATE VETERANS HOME	\$ -	\$ -
VSA	2020	2355	VS21402	ARIZONA STATE VETERANS HOME	-	35,414,100
VSA	2019	2355	VS31100	ASVH - YUMA CONSTRUCTION	3,891,927	-
VSA	2019	2355	VS41100	ASVH FLAGSTAFF CONSTRUCTION	4,000,000	-
TOTAL STATE HOMES FOR VETERANS TRUST FUND					\$ 7,891,927	\$ 35,414,100
TOTAL HEALTH AND WELFARE					\$ 66,728,237	\$ 14,311,327,700
INSPECTION AND REGULATION						
BOARD OF ACCOUNTANCY						
ABA	2019	2001	AB10000	ADMIN ADJUSTMENT OPERATING LUMP SUM APPROPRIATION	\$ -	\$ -
ABA	2020	2001	AB10000	OPERATING LUMP SUM APPROPRIATION	-	2,037,900
TOTAL BOARD OF ACCOUNTANCY FUND					\$ -	\$ 2,037,900
DEPARTMENT OF AGRICULTURE						
AHA	2019	2138	AH10011	ADMIN ADJUSTMENT OFFSITE NUCLEAR EMERGENCY RESPONSE PLANS	\$ -	\$ -
AHA	2020	2138	AH10011	OFFSITE NUCLEAR EMERGENCY RESPONSE PLANS	-	-
TOTAL NUCLEAR EMERGENCY MANAGEMENT FUND					\$ -	\$ -
AHA	2019	2226	AH10000	ADMIN ADJUSTMENT OPERATING LUMP SUM APPROPRIATION	\$ -	\$ -
AHA	2020	2226	AH10000	OPERATING LUMP SUM APPROPRIATION	-	1,445,200
TOTAL AIR QUALITY FUND					\$ -	\$ 1,445,200
AHA	2020	2566	AH2001	FEASIBILITY STUDY REPLACE/UPGRADE IT SYS AZ DEPT AGRICULTURE	\$ -	\$ 200,000
TOTAL AUTOMATION PROJECTS FUND					\$ -	\$ 200,000
ACUPUNCTURE BOARD OF EXAMINERS						
ANA	2019	2412	AN10000	ADMIN ADJUSTMENT OPERATING LUMP SUM APPROPRIATION	\$ -	\$ -
ANA	2020	2412	AN10000	OPERATING LUMP SUM APPROPRIATION	-	169,700
TOTAL ACUPUNCTURE BOARD OF EXAMINERS FUND					\$ -	\$ 169,700
BOARD OF ATHLETIC TRAINING						
BAA	2019	2583	BA10000	ADMIN ADJUSTMENT OPERATING LUMP SUM APPROPRIATION	\$ -	\$ -
BAA	2020	2583	BA10000	OPERATING LUMP SUM APPROPRIATION	-	123,500
TOTAL ATHLETIC TRAINING FUND					\$ -	\$ 123,500
BOARD OF BARBERS						
BBA	2019	2007	BB10000	ADMIN ADJUSTMENT OPERATING LUMP SUM APPROPRIATION	\$ -	\$ -
BBA	2020	2007	BB10000	OPERATING LUMP SUM APPROPRIATION	-	401,100
TOTAL BOARD OF BARBERS FUND					\$ -	\$ 401,100
DEPARTMENT OF FINANCIAL INSTITUTIONS						
BDA	2020	1998	BD10000	OPERATING LUMP SUM APPROPRIATION	\$ -	\$ 3,950,600
TOTAL FINANCIAL SERVICES FUND					\$ -	\$ 3,950,600
BDA	2020	2126	BD10000	OPERATING LUMP SUM APPROPRIATION	\$ -	\$ 50,000
TOTAL BANKING DEPARTMENT REVOLVING FUND					\$ -	\$ 50,000
BOARD OF BEHAVIORAL HEALTH EXAMINERS						
BHA	2019	2256	BH10000	ADMIN ADJUSTMENT OPERATING LUMP SUM APPROPRIATION	\$ -	\$ -
BHA	2020	2256	BH10000	OPERATING LUMP SUM APPROPRIATION	-	1,772,300
TOTAL BOARD OF BEHAVIORAL HEALTH EXAMINERS FUND					\$ -	\$ 1,772,300
ARIZONA STATE BOARD OF NURSING						
BNA	2019	2044	BN20000	ADMIN ADJUSTMENT OPERATING LUMP SUM APPROPRIATION	\$ -	\$ -

See accompanying notes to financial statements.

CAPITAL OUTLAY APPROPRIATIONS	SUPPLEMENTAL APPROPRIATIONS, MID-YEAR		NET APPROPRIATIONS	EXPENDITURES	LAPSED APPROPRIATION AUTHORITY	JUNE 30, 2020 CONTINUING APPROPRIATION AUTHORITY
	REVERSIONS AND ADJUSTMENTS					
\$ -	\$ 333,096	\$ 333,096	\$ 333,096	\$ 333,096	\$ -	\$ -
-	193,800	35,607,900	35,157,879	450,021	-	-
-	-	3,891,927	80,015	-	-	3,811,912
-	-	4,000,000	1,444,488	-	-	2,555,513
\$ -	\$ 526,896	\$ 43,832,923	\$ 37,015,478	\$ 450,021	\$ -	\$ 6,367,425
\$ 414,000	\$ 1,265,245,951	\$ 15,643,715,888	\$ 14,702,951,722	\$ 890,052,451	\$ -	\$ 50,711,715
\$ -	\$ 13,024	\$ 13,024	\$ 13,024	\$ -	\$ -	\$ -
-	7,400	2,045,300	1,839,895	205,405	-	-
\$ -	\$ 20,424	\$ 2,058,324	\$ 1,852,919	\$ 205,405	\$ -	\$ -
\$ -	\$ 240	\$ 240	\$ 240	\$ -	\$ -	\$ -
-	301,376	301,376	252,445	48,931	-	-
\$ -	\$ 301,616	\$ 301,616	\$ 252,685	\$ 48,931	\$ -	\$ -
\$ -	\$ 20,214	\$ 20,214	\$ 20,214	\$ -	\$ -	\$ -
-	3,600	1,448,800	1,391,498	57,302	-	-
\$ -	\$ 23,814	\$ 1,469,014	\$ 1,411,712	\$ 57,302	\$ -	\$ -
\$ -	\$ -	\$ 200,000	\$ 149,000	\$ -	\$ -	\$ 51,000
\$ -	\$ -	\$ 200,000	\$ 149,000	\$ -	\$ -	\$ 51,000
\$ -	\$ 6,661	\$ 6,661	\$ 6,661	\$ -	\$ -	\$ -
-	6,300	176,000	169,838	6,162	-	-
\$ -	\$ 12,961	\$ 182,661	\$ 176,498	\$ 6,162	\$ -	\$ -
\$ -	\$ 5,264	\$ 5,264	\$ 5,264	\$ -	\$ -	\$ -
-	3,500	127,000	112,707	14,293	-	-
\$ -	\$ 8,764	\$ 132,264	\$ 117,972	\$ 14,293	\$ -	\$ -
\$ -	\$ 10,576	\$ 10,576	\$ 10,576	\$ -	\$ -	\$ -
-	5,200	406,300	387,268	19,032	-	-
\$ -	\$ 15,776	\$ 416,876	\$ 397,844	\$ 19,032	\$ -	\$ -
\$ -	\$ 36,000	\$ 3,986,600	\$ 3,676,395	\$ 310,205	\$ -	\$ -
\$ -	\$ 36,000	\$ 3,986,600	\$ 3,676,395	\$ 310,205	\$ -	\$ -
\$ -	\$ 600	\$ 50,600	\$ 1,900	\$ 48,700	\$ -	\$ -
\$ -	\$ 600	\$ 50,600	\$ 1,900	\$ 48,700	\$ -	\$ -
\$ -	\$ 21,957	\$ 21,957	\$ 21,957	\$ -	\$ -	\$ -
-	(2,300)	1,770,000	1,565,093	204,907	-	-
\$ -	\$ 19,657	\$ 1,791,957	\$ 1,587,050	\$ 204,907	\$ -	\$ -
\$ -	\$ 25,889	\$ 25,889	\$ 25,889	\$ -	\$ -	\$ -

See accompanying notes to financial statements.

**STATE OF ARIZONA
OTHER FUNDS
STATEMENT OF EXPENDITURES - APPROPRIATION TO ACTUAL
BUDGETARY (LEGAL) BASIS
FOR THE YEAR ENDED JUNE 30, 2020**

AGY	BFY	FUND	APCAT	APPROPRIATION NAME	JULY 1, 2019	
					CONTINUING APPROPRIATION AUTHORITY	GENERAL APPROPRIATIONS
BNA	2020	2044	BN21000	CERTIFIED NURSING PROGRAM	-	536,700
BNA	2020	2044	BN20000	OPERATING LUMP SUM APPROPRIATION	-	4,201,500
TOTAL BOARD OF NURSING FUND					\$ -	\$ 4,738,200
COMMERCE AUTHORITY						
CAA	2020	2531	CA10170	APPLIED RESEARCH CENTERS BLOCKCHAIN TECHNOLOGY	\$ -	\$ 1,250,000
CAA	2020	2531	CA10180	APPLIED RESEARCH CENTERS WEARABLE TECHNOLOGY	-	750,000
CAA	2020	2531	CA10190	INSTITUTE FOR AUTOMATED MOBILITY	-	500,000
TOTAL STATE WEB PORTAL FUND					\$ -	\$ 2,500,000
BOARD OF COSMETOLOGY						
CBA	2019	2017	CB10000	ADMIN ADJUSTMENT OPERATING LUMP SUM APPROPRIATION	\$ -	\$ -
CBA	2019	2017	CB11000	ANNUAL LEAVE PAYOUT	34,200	-
CBA	2020	2017	CB11000	ANNUAL LEAVE PAYOUT	-	34,200
CBA	2020	2017	CB10000	OPERATING LUMP SUM APPROPRIATION	-	1,887,100
TOTAL BOARD OF COSMETOLOGY FUND					\$ 34,200	\$ 1,921,300
CORPORATION COMMISSION						
CCA	2019	2172	CC10000	ADMIN ADJUSTMENT OPERATING LUMP SUM APPROPRIATION	\$ -	\$ -
CCA	2020	2172	CC10000	OPERATING LUMP SUM APPROPRIATION	-	14,069,300
CCA	2013	2172	CC53000	UTILITY AUDIT STUDY INVEST HEAR	28,971	-
CCA	2016	2172	CC53000	UTILITY AUDIT STUDY INVEST HEAR	65,254	-
CCA	2017	2172	CC53000	UTILITY AUDIT STUDY INVEST HEAR	90,825	-
CCA	2018	2172	CC53000	UTILITY AUDIT STUDY INVEST HEAR	338,939	-
CCA	2019	2172	CC53000	UTILITY AUDIT STUDY INVEST HEAR	377,774	-
CCA	2020	2172	CC53000	UTILITY AUDIT STUDY INVEST HEAR	-	380,000
TOTAL UTILITY REGULATION REVOLVING FUND					\$ 901,763	\$ 14,449,300
CCA	2019	2264	CC10000	ADMIN ADJUSTMENT OPERATING LUMP SUM APPROPRIATION	\$ -	\$ -
CCA	2020	2264	CC37999	ANNUAL REVERSION	-	-
CCA	2001	2264	CC38000	INVESTIGATE-PROSECUTE SECUR FRD	26,509	-
CCA	2020	2264	CC10000	OPERATING LUMP SUM APPROPRIATION	-	5,038,200
TOTAL SECURITIES REGULATORY ENFORCEMENT FUND					\$ 26,509	\$ 5,038,200
CCA	2019	2333	CC10000	ADMIN ADJUSTMENT OPERATING LUMP SUM APPROPRIATION	\$ -	\$ -
CCA	2020	2333	CC37999	ANNUAL REVERSION	-	-
CCA	2020	2333	CC25100	CORPORATION FILINGS, SAME DAY SERVICE	-	401,200
CCA	2020	2333	CC10000	OPERATING LUMP SUM APPROPRIATION	-	6,311,800
TOTAL PUBLIC ACCESS FUND					\$ -	\$ 6,713,000
CCA	2020	2404	CC37999	ANNUAL REVERSION	\$ -	\$ -
CCA	2020	2404	CC10000	OPERATING LUMP SUM APPROPRIATION	-	714,700
TOTAL INVESTMENT MANAGEMENT REGULATORY ENFORCEMENT FUND					\$ -	\$ 714,700
CCA	2020	2566	CC2005	FEASIBILITY STUDY BUSINESS ONE-STOP WEB PORTAL AZ DEPT ADMIN	\$ -	\$ 184,000
TOTAL AUTOMATION PROJECTS FUND					\$ -	\$ 184,000
CCA	2020	3043	CC10000	OPERATING LUMP SUM APPROPRIATION	\$ -	\$ 50,700
TOTAL ARIZONA ARTS TRUST FUND					\$ -	\$ 50,700
STATE BOARD OF CHIROPRACTIC EXAMINERS						
CEA	2019	2010	CE30000	ADMIN ADJUSTMENT OPERATING LUMP SUM APPROPRIATION	\$ -	\$ -
CEA	2020	2010	CE30000	OPERATING LUMP SUM APPROPRIATION	-	429,700
TOTAL BOARD OF CHIROPRACTIC EXAMINERS FUND					\$ -	\$ 429,700

See accompanying notes to financial statements.

CAPITAL OUTLAY APPROPRIATIONS	SUPPLEMENTAL APPROPRIATIONS, MID-YEAR		NET APPROPRIATIONS	EXPENDITURES	LAPSED APPROPRIATION AUTHORITY	JUNE 30, 2020 CONTINUING APPROPRIATION AUTHORITY
	REVERSIONS AND ADJUSTMENTS					
-	1,700		538,400	499,363	39,037	-
-	31,100		4,232,600	4,130,995	101,605	-
\$ -	\$ 58,689	\$	\$ 4,796,889	\$ 4,656,247	\$ 140,642	\$ -
\$ -	\$ -	\$	\$ 1,250,000	\$ 1,250,000	\$ -	\$ -
-	-		750,000	750,000	-	-
-	-		500,000	500,000	-	-
\$ -	\$ -	\$	\$ 2,500,000	\$ 2,500,000	\$ -	\$ -
\$ -	\$ 29,109	\$	\$ 29,109	\$ 29,109	\$ -	\$ -
-	-		34,200	-	-	34,200
-	-		34,200	-	-	34,200
-	27,800		1,914,900	1,776,144	138,756	-
\$ -	\$ 56,909	\$	\$ 2,012,409	\$ 1,805,253	\$ 138,756	\$ 68,400
\$ -	\$ 65,058	\$	\$ 65,058	\$ 65,058	\$ -	\$ -
-	42,400		14,111,700	13,996,699	115,001	-
-	-		28,971	28,971	-	-
-	-		65,254	65,254	-	-
-	-		90,825	90,825	-	-
-	-		338,939	338,939	-	-
-	-		377,774	(2,226)	-	380,000
-	-		380,000	-	-	380,000
\$ -	\$ 107,458	\$	\$ 15,458,521	\$ 14,583,520	\$ 115,001	\$ 760,000
\$ -	\$ 335,096	\$	\$ 335,096	\$ 335,096	\$ -	\$ -
-	14,621,426		14,621,426	14,621,426	-	-
-	-		26,509	-	-	26,509
-	77,600		5,115,800	5,060,941	-	54,859
\$ -	\$ 15,034,121	\$	\$ 20,098,830	\$ 20,017,462	\$ -	\$ 81,367
\$ -	\$ 215,593	\$	\$ 215,593	\$ 215,593	\$ -	\$ -
-	1,531,556		1,531,556	1,531,556	-	-
-	800		402,000	402,000	-	-
-	58,000		6,369,800	6,144,879	224,921	-
\$ -	\$ 1,805,949	\$	\$ 8,518,949	\$ 8,294,027	\$ 224,921	\$ -
\$ -	\$ 2,494,194	\$	\$ 2,494,194	\$ 2,494,194	\$ -	\$ -
-	3,300		718,000	713,253	4,747	-
\$ -	\$ 2,497,494	\$	\$ 3,212,194	\$ 3,207,447	\$ 4,747	\$ -
\$ -	\$ -	\$	\$ 184,000	\$ 183,975	\$ -	\$ 25
\$ -	\$ -	\$	\$ 184,000	\$ 183,975	\$ -	\$ 25
\$ -	\$ -	\$	\$ 50,700	\$ 50,700	\$ -	\$ -
\$ -	\$ -	\$	\$ 50,700	\$ 50,700	\$ -	\$ -
\$ -	\$ 27,565	\$	\$ 27,565	\$ 27,565	\$ -	\$ -
-	8,900		438,600	390,093	48,507	-
\$ -	\$ 36,465	\$	\$ 466,165	\$ 417,658	\$ 48,507	\$ -

See accompanying notes to financial statements.

**STATE OF ARIZONA
OTHER FUNDS
STATEMENT OF EXPENDITURES - APPROPRIATION TO ACTUAL
BUDGETARY (LEGAL) BASIS
FOR THE YEAR ENDED JUNE 30, 2020**

AGY	BFY	FUND	APCAT	APPROPRIATION NAME	JULY 1, 2019 CONTINUING APPROPRIATION AUTHORITY	GENERAL APPROPRIATIONS
STATE BOARD OF DISPENSING OPTICIANS						
DOA	2019	2046	DO10000	ADMIN ADJUSTMENT OPERATING LUMP SUM APPROPRIATION	\$ -	\$ -
DOA	2020	2046	DO10000	OPERATING LUMP SUM APPROPRIATION	-	149,100
TOTAL BOARD OF DISPENSING OPTICIANS FUND					\$ -	\$ 149,100
STATE BOARD OF DENTAL EXAMINERS						
DXA	2019	2020	DX10000	ADMIN ADJUSTMENT OPERATING LUMP SUM APPROPRIATION	\$ -	\$ -
DXA	2020	2020	DX10000	OPERATING LUMP SUM APPROPRIATION	-	1,212,700
TOTAL DENTAL BOARD FUND					\$ -	\$ 1,212,700
STATE BOARD OF FUNERAL DIRECTORS AND EMBALMERS						
FDA	2019	2026	FD10000	ADMIN ADJUSTMENT OPERATING LUMP SUM APPROPRIATION	\$ -	\$ -
FDA	2019	2026	FD21000	DOCUMENT DIGITIZATION COSTS	75,000	-
FDA	2020	2026	FD10000	OPERATING LUMP SUM APPROPRIATION	-	368,400
FDA	2020	2026	FD11000	RETIREMENT PAYOUT	-	11,300
TOTAL BOARD OF FUNERAL DIRECTORS AND EMBALMERS FUND					\$ 75,000	\$ 379,700
DEPARTMENT OF GAMING						
GMA	2020	2122	GM93750	PROBLEM GAMBLING	\$ -	\$ 300,000
TOTAL STATE LOTTERY FUND					\$ -	\$ 300,000
GMA	2020	2340	GM91100	CASINO OPERATION CERTIFICATION	\$ -	\$ 2,091,300
TOTAL PERMANENT TRIBAL-STATE COMPACT FUND					\$ -	\$ 2,091,300
GMA	2019	2350	GM93100	ADMIN ADJUSTMENT OPERATING LUMP SUM APPROPRIATION	\$ -	\$ -
GMA	2019	2350	GM93750	ADMIN ADJUSTMENT PROBLEM GAMBLING	-	-
GMA	2020	2350	GM93100	OPERATING LUMP SUM APPROPRIATION	-	9,124,700
GMA	2020	2350	GM93750	PROBLEM GAMBLING	-	1,990,600
TOTAL ARIZONA BENEFITS FUND					\$ -	\$ 11,115,300
GMA	2019	2556	GM15240	ADMIN ADJUSTMENT DIVISION OF RACING - LUMP SUM	\$ -	\$ -
GMA	2020	2556	GM22060	ARIZONA BREEDERS AWARD	-	250,000
GMA	2020	2556	GM15240	DIVISION OF RACING - LUMP SUM	-	2,253,100
TOTAL RACING REGULATIONS FUND					\$ -	\$ 2,503,100
BOARD OF HOMEOPATHIC EXAMINERS						
HEA	2019	2041	HE10000	ADMIN ADJUSTMENT OPERATING LUMP SUM APPROPRIATION	\$ -	\$ -
HEA	2020	2041	HE10000	OPERATING LUMP SUM APPROPRIATION	-	40,200
TOTAL BOARD OF HOMEOPATHIC AND INTEGRATED MEDICINE EXAMINERS FUND					\$ -	\$ 40,200
INDUSTRIAL COMMISSION OF ARIZONA						
ICA	2019	2177	IC67001	ADMIN ADJUSTMENT OPERATING LUMP SUM APPROPRIATION	\$ -	\$ -
ICA	2020	2177	IC67001	OPERATING LUMP SUM APPROPRIATION	-	20,001,800
ICA	2020	2177	RELIEF	RELIEF	-	-
TOTAL ADMINISTRATIVE FUND					\$ -	\$ 20,001,800
DEPARTMENT OF LIQUOR LICENSES AND CONTROL						
LLA	2019	1996	LL44444	ADMIN ADJUSTMENT OPERATING LUMP SUM APPROPRIATION	\$ -	\$ -
LLA	2020	1996	LL44444	OPERATING LUMP SUM APPROPRIATION	-	3,267,300
TOTAL LIQUOR LICENSES FUND					\$ -	\$ 3,267,300
ARIZONA MEDICAL BOARD						
MEA	2019	2038	ME70001	ADMIN ADJUSTMENT OPERATING LUMP SUM APPROPRIATION	\$ -	\$ -
MEA	2017	2038	ME70008	MEDICAL BOARD LICENSURE COMPACT	50,000	-
MEA	2020	2038	ME70001	OPERATING LUMP SUM APPROPRIATION	-	6,822,100
MEA	2020	2038	ME70003	PERFORMANCE BASED INCENTIVE PROGRAM	-	165,000

See accompanying notes to financial statements.

CAPITAL OUTLAY APPROPRIATIONS	SUPPLEMENTAL APPROPRIATIONS, MID-YEAR		NET APPROPRIATIONS	EXPENDITURES	LAPSED APPROPRIATION AUTHORITY	JUNE 30, 2020 CONTINUING APPROPRIATION AUTHORITY
	REVERSIONS AND ADJUSTMENTS					
\$ -	\$ 2,117	\$ 2,117	\$ 2,117	\$ 2,117	\$ -	\$ -
-	6,800	155,900	140,020	15,880	-	-
<u>\$ -</u>	<u>\$ 8,917</u>	<u>\$ 158,017</u>	<u>\$ 142,137</u>	<u>\$ 15,880</u>	<u>\$ -</u>	<u>\$ -</u>
\$ -	\$ 103,474	\$ 103,474	\$ 103,474	\$ -	\$ -	\$ -
-	17,100	1,229,800	1,142,913	86,887	-	-
<u>\$ -</u>	<u>\$ 120,574</u>	<u>\$ 1,333,274</u>	<u>\$ 1,246,388</u>	<u>\$ 86,887</u>	<u>\$ -</u>	<u>\$ -</u>
\$ -	\$ 21,185	\$ 21,185	\$ 21,185	\$ -	\$ -	\$ -
-	-	75,000	2,002	72,998	-	-
-	20,000	388,400	361,215	27,185	-	-
-	-	11,300	-	11,300	-	-
<u>\$ -</u>	<u>\$ 41,185</u>	<u>\$ 495,885</u>	<u>\$ 384,402</u>	<u>\$ 111,483</u>	<u>\$ -</u>	<u>\$ -</u>
\$ -	\$ -	\$ 300,000	\$ 300,000	\$ -	\$ -	\$ -
<u>\$ -</u>	<u>\$ -</u>	<u>\$ 300,000</u>	<u>\$ 300,000</u>	<u>\$ -</u>	<u>\$ -</u>	<u>\$ -</u>
\$ -	\$ 7,000	\$ 2,098,300	\$ 2,093,533	\$ 4,767	\$ -	\$ -
<u>\$ -</u>	<u>\$ 7,000</u>	<u>\$ 2,098,300</u>	<u>\$ 2,093,533</u>	<u>\$ 4,767</u>	<u>\$ -</u>	<u>\$ -</u>
\$ -	\$ 10,083	\$ 10,083	\$ 10,083	\$ -	\$ -	\$ -
-	64,828	64,828	64,828	-	-	-
-	36,400	9,161,100	8,015,630	1,145,470	-	-
-	1,600	1,992,200	1,452,774	539,426	-	-
<u>\$ -</u>	<u>\$ 112,910</u>	<u>\$ 11,228,210</u>	<u>\$ 9,543,314</u>	<u>\$ 1,684,896</u>	<u>\$ -</u>	<u>\$ -</u>
\$ -	\$ 1,656	\$ 1,656	\$ 1,656	\$ -	\$ -	\$ -
-	-	250,000	250,000	-	-	-
-	(700)	2,252,400	1,592,416	659,984	-	-
<u>\$ -</u>	<u>\$ 956</u>	<u>\$ 2,504,056</u>	<u>\$ 1,844,071</u>	<u>\$ 659,984</u>	<u>\$ -</u>	<u>\$ -</u>
\$ -	\$ 1,368	\$ 1,368	\$ 1,368	\$ -	\$ -	\$ -
-	5,900	46,100	40,447	5,653	-	-
<u>\$ -</u>	<u>\$ 7,268</u>	<u>\$ 47,468</u>	<u>\$ 41,815</u>	<u>\$ 5,653</u>	<u>\$ -</u>	<u>\$ -</u>
\$ -	\$ 424,959	\$ 424,959	\$ 424,959	\$ -	\$ -	\$ -
-	53,700	20,055,500	19,188,414	867,086	-	-
-	3,553	3,553	3,553	-	-	-
<u>\$ -</u>	<u>\$ 482,212</u>	<u>\$ 20,484,012</u>	<u>\$ 19,616,927</u>	<u>\$ 867,086</u>	<u>\$ -</u>	<u>\$ -</u>
\$ -	\$ 13,000	\$ 13,000	\$ 13,000	\$ -	\$ -	\$ -
-	106,500	3,373,800	3,280,931	92,869	-	-
<u>\$ -</u>	<u>\$ 119,500</u>	<u>\$ 3,386,800</u>	<u>\$ 3,293,931</u>	<u>\$ 92,869</u>	<u>\$ -</u>	<u>\$ -</u>
\$ -	\$ 155,817	\$ 155,817	\$ 155,817	\$ -	\$ -	\$ -
-	-	50,000	-	-	50,000	-
-	49,200	6,871,300	6,532,326	338,974	-	-
-	600	165,600	159,042	6,558	-	-

See accompanying notes to financial statements.

**STATE OF ARIZONA
OTHER FUNDS
STATEMENT OF EXPENDITURES - APPROPRIATION TO ACTUAL
BUDGETARY (LEGAL) BASIS
FOR THE YEAR ENDED JUNE 30, 2020**

AGY	BFY	FUND	APCAT	APPROPRIATION NAME	JULY 1, 2019	
					CONTINUING APPROPRIATION AUTHORITY	GENERAL APPROPRIATIONS
MEA	2020	2038	AA99999	SWEEPS	-	300,000
MEA	2020	2566	ME2003	IT PROJECTS AZ MEDICAL BOARD	-	300,000
TOTAL ARIZONA MEDICAL BOARD FUND					\$ 50,000	\$ 7,587,100
MINE INSPECTOR						
MIA	2019	2511	MI75001	ADMIN ADJUSTMENT AGGREGATE MINED LAND RECLAMATION	\$ -	\$ -
MIA	2020	2511	MI75001	AGGREGATE MINED LAND RECLAMATION	-	112,900
TOTAL AGGREGATE MINING RECLAMATION FUND					\$ -	\$ 112,900
BOARD OF MESSAGE THERAPY						
MTA	2019	2553	MT10000	ADMIN ADJUSTMENT OPERATING LUMP SUM APPROPRIATION	\$ -	\$ -
MTA	2020	2553	MT10000	OPERATING LUMP SUM APPROPRIATION	-	460,900
TOTAL BOARD OF MESSAGE THERAPY FUND					\$ -	\$ 460,900
NATUROPATHIC PHYSICIANS MEDICAL BOARD						
NBA	2019	2042	NB10000	ADMIN ADJUSTMENT OPERATING LUMP SUM APPROPRIATION	\$ -	\$ -
NBA	2020	2042	NB10000	OPERATING LUMP SUM APPROPRIATION	-	187,400
TOTAL NATUROPATH PHYSICIANS MEDICAL BOARD FUND					\$ -	\$ 187,400
BOARD OF EXAMINERS OF NURSING CARE INSTITUTION ADMINISTRATORS AND ASSISTED LIVING FACILITY MANAGERS						
NCA	2019	2043	NC10000	ADMIN ADJUSTMENT OPERATING LUMP SUM APPROPRIATION	\$ -	\$ -
NCA	2020	2043	NC10000	OPERATING LUMP SUM APPROPRIATION	-	443,600
TOTAL NURSING CARE INST ADMIN LICENSING AND ALFMC FUND					\$ -	\$ 443,600
STATE BOARD OF OPTOMETRY						
OBA	2019	2023	OB13000	ADMIN ADJUSTMENT OPERATING LUMP SUM APPROPRIATION	\$ -	\$ -
OBA	2020	2023	OB13000	OPERATING LUMP SUM APPROPRIATION	-	233,800
TOTAL BOARD OF OPTOMETRY FUND					\$ -	\$ 233,800
ARIZONA BOARD OF OSTEOPATHIC EXAMINERS						
OSA	2019	2048	OS10000	ADMIN ADJUSTMENT OPERATING LUMP SUM APPROPRIATION	\$ -	\$ -
OSA	2020	2048	OS10000	OPERATING LUMP SUM APPROPRIATION	-	997,200
TOTAL BOARD OF OSTEOPATHIC EXAMINERS FUND					\$ -	\$ 997,200
BOARD OF OCCUPATIONAL THERAPY EXAMINERS						
OTA	2019	2263	OT10000	ADMIN ADJUSTMENT OPERATING LUMP SUM APPROPRIATION	\$ -	\$ -
OTA	2020	2263	OT10000	OPERATING LUMP SUM APPROPRIATION	-	197,200
TOTAL OCCUPATIONAL THERAPY FUND					\$ -	\$ 197,200
ARIZONA STATE BOARD OF PHARMACY						
PMA	2019	2052	PM46650	ADMIN ADJUSTMENT OPERATING LUMP SUM APPROPRIATION	\$ -	\$ -
PMA	2020	2052	PM46656	AZ POISON AND DRUG INFORMATION CENTER	-	-
PMA	2020	2052	PM46652	CONTROLLED SUB PRESCRIP MONITORING PRGRM	-	-
PMA	2015	2052	PM46657	ONE TIME FUNDING LEAVE PAYOUT	26,685	-
PMA	2020	2052	PM46650	OPERATING LUMP SUM APPROPRIATION	-	2,592,200
PMA	2020	2052	PM46654	PRESCRIBER REPORT CARD	-	50,000
TOTAL ARIZONA STATE BOARD OF PHARMACY FUND					\$ 26,685	\$ 2,642,200
STATE BOARD OF PODIATRY EXAMINERS						
POA	2019	2055	PO10000	ADMIN ADJUSTMENT OPERATING LUMP SUM APPROPRIATION	\$ -	\$ -
POA	2020	2055	PO10000	OPERATING LUMP SUM APPROPRIATION	-	161,900
TOTAL PODIATRY FUND					\$ -	\$ 161,900
BOARD OF PHYSICAL THERAPY EXAMINERS						
PTA	2019	2053	PT10000	ADMIN ADJUSTMENT OPERATING LUMP SUM APPROPRIATION	\$ -	\$ -

See accompanying notes to financial statements.

CAPITAL OUTLAY APPROPRIATIONS	SUPPLEMENTAL APPROPRIATIONS, MID-YEAR REVERSIONS AND ADJUSTMENTS	NET APPROPRIATIONS	EXPENDITURES	LAPSED APPROPRIATION AUTHORITY	JUNE 30, 2020 CONTINUING APPROPRIATION AUTHORITY
-	-	300,000	300,000	-	-
-	-	300,000	300,000	-	-
\$ -	\$ 205,617	\$ 7,842,717	\$ 7,447,184	\$ 345,532	\$ 50,000
\$ -	\$ 680	\$ 680	\$ 680	\$ -	\$ -
-	-	112,900	22,854	90,046	-
\$ -	\$ 680	\$ 113,580	\$ 23,534	\$ 90,046	\$ -
\$ -	\$ 19,948	\$ 19,948	\$ 19,948	\$ -	\$ -
-	10,700	471,600	465,857	5,743	-
\$ -	\$ 30,648	\$ 491,548	\$ 485,805	\$ 5,743	\$ -
\$ -	\$ 4,599	\$ 4,599	\$ 4,599	\$ -	\$ -
-	6,000	193,400	154,317	39,083	-
\$ -	\$ 10,599	\$ 197,999	\$ 158,916	\$ 39,083	\$ -
\$ -	\$ 5,527	\$ 5,527	\$ 5,527	\$ -	\$ -
-	11,400	455,000	427,961	27,039	-
\$ -	\$ 16,927	\$ 460,527	\$ 433,489	\$ 27,039	\$ -
\$ -	\$ 3,610	\$ 3,610	\$ 3,610	\$ -	\$ -
-	6,900	240,700	224,992	15,708	-
\$ -	\$ 10,510	\$ 244,310	\$ 228,602	\$ 15,708	\$ -
\$ -	\$ 20,127	\$ 20,127	\$ 20,127	\$ -	\$ -
-	15,100	1,012,300	930,322	81,978	-
\$ -	\$ 35,227	\$ 1,032,427	\$ 950,449	\$ 81,978	\$ -
\$ -	\$ 7,843	\$ 7,843	\$ 7,843	\$ -	\$ -
-	1,800	199,000	173,774	25,226	-
\$ -	\$ 9,643	\$ 206,843	\$ 181,617	\$ 25,226	\$ -
\$ -	\$ 22,396	\$ 22,396	\$ 22,396	\$ -	\$ -
-	200,000	200,000	200,000	-	-
-	500,000	500,000	500,000	-	-
-	-	26,685	-	-	26,685
-	23,100	2,615,300	2,427,502	187,798	-
-	-	50,000	50,000	-	-
\$ -	\$ 745,496	\$ 3,414,381	\$ 3,199,898	\$ 187,798	\$ 26,685
\$ -	\$ 5,427	\$ 5,427	\$ 5,427	\$ -	\$ -
-	6,200	168,100	140,602	27,498	-
\$ -	\$ 11,627	\$ 173,527	\$ 146,030	\$ 27,498	\$ -
\$ -	\$ 12,315	\$ 12,315	\$ 12,315	\$ -	\$ -

See accompanying notes to financial statements.

**STATE OF ARIZONA
OTHER FUNDS
STATEMENT OF EXPENDITURES - APPROPRIATION TO ACTUAL
BUDGETARY (LEGAL) BASIS
FOR THE YEAR ENDED JUNE 30, 2020**

AGY	BFY	FUND	APCAT	APPROPRIATION NAME	JULY 1, 2019	
					CONTINUING APPROPRIATION AUTHORITY	GENERAL APPROPRIATIONS
PTA	2020	2053	PT10000	OPERATING LUMP SUM APPROPRIATION	-	494,600
TOTAL BOARD OF PHYSICAL THERAPY FUND					\$ -	\$ 494,600
STATE BOARD OF PRIVATE POSTSECONDARY EDUCATION						
PVA	2019	2056	PV20000	ADMIN ADJUSTMENT OPERATING LUMP SUM APPROPRIATION	-	-
PVA	2020	2056	PV20000	OPERATING LUMP SUM APPROPRIATION	-	417,800
TOTAL BOARD FOR PRIVATE POSTSECONDARY EDUCATION FUND					\$ -	\$ 417,800
BOARD OF RESPIRATORY CARE EXAMINERS						
RBA	2019	2269	RB10000	ADMIN ADJUSTMENT OPERATING LUMP SUM APPROPRIATION	-	-
RBA	2020	2269	RB10000	OPERATING LUMP SUM APPROPRIATION	-	314,400
TOTAL BOARD OF RESPIRATORY CARE EXAMINERS FUND					\$ -	\$ 314,400
REGISTRAR OF CONTRACTORS						
RGA	2019	2406	RG15000	ADMIN ADJUSTMENT OPERATING LUMP SUM APPROPRIATION	-	-
RGA	2020	2406	RG24000	OFFICE OF ADMINISTRATIVE HEARINGS COSTS	-	1,017,600
RGA	2020	2406	RG15000	OPERATING LUMP SUM APPROPRIATION	-	11,282,500
TOTAL REGISTRAR OF CONTRACTORS FUND					\$ -	\$ 12,300,100
STATE BOARD OF PSYCHOLOGIST EXAMINERS						
SYA	2019	2058	SY10000	ADMIN ADJUSTMENT OPERATING LUMP SUM APPROPRIATION	-	-
SYA	2020	2058	SY10000	OPERATING LUMP SUM APPROPRIATION	-	507,000
TOTAL BOARD OF PSYCHOLOGIST EXAMINERS FUND					\$ -	\$ 507,000
STATE BOARD OF TECHNICAL REGISTRATION						
TEA	2019	2070	TE10000	ADMIN ADJUSTMENT OPERATING LUMP SUM APPROPRIATION	-	-
TEA	2020	2070	TE10000	OPERATING LUMP SUM APPROPRIATION	-	2,189,700
TOTAL TECHNICAL REGISTRATION FUND					\$ -	\$ 2,189,700
RESIDENTIAL UTILITY CONSUMER OFFICE						
UOA	2019	2175	UO10000	ADMIN ADJUSTMENT OPERATING LUMP SUM APPROPRIATION	-	-
UOA	2020	2175	UO10000	OPERATING LUMP SUM APPROPRIATION	-	1,197,600
UOA	2018	2175	UO10002	PROFESSIONAL WITNESSES	81,141	-
UOA	2019	2175	UO10002	PROFESSIONAL WITNESSES	138,802	-
UOA	2020	2175	UO10002	PROFESSIONAL WITNESSES	-	145,000
TOTAL RESIDENTIAL UTILITY CONSUMER OFFICE REVOLVING FUND					\$ 219,943	\$ 1,342,600
ARIZONA STATE VETERINARY MEDICAL EXAMINING BOARD						
VTA	2019	2078	VT10000	ADMIN ADJUSTMENT OPERATING LUMP SUM APPROPRIATION	-	-
VTA	2020	2078	VT10000	OPERATING LUMP SUM APPROPRIATION	-	591,100
TOTAL VETERINARY MEDICAL EXAMINING BOARD FUND					\$ -	\$ 591,100
TOTAL INSPECTION AND REGULATION					\$ 1,334,100	\$ 119,131,400
EDUCATION						
ARIZONA STATE UNIVERSITY						
ASA	2020	1411	AS10500	BIOMEDICAL INFORMATICS	-	-
ASA	2020	1411	AS18000	DOWNTOWN PHOENIX CAMPUS	-	109,407,900
ASA	2020	1411	AS10000	OPERATING LUMP SUM APPROPRIATION - MAIN	-	550,666,700
TOTAL ASU COLLECTIONS - APPROPRIATIONS FUND					\$ -	\$ 660,074,600
ASA	2020	2472	AS21000	TRIF LEASE PURCHASE PAYMENT - ASUW	-	3,600,000
TOTAL TECHNOLOGY AND RESEARCH INITIATIVE FUND					\$ -	\$ 3,600,000

See accompanying notes to financial statements.

CAPITAL OUTLAY APPROPRIATIONS	SUPPLEMENTAL APPROPRIATIONS, MID-YEAR REVERSIONS AND ADJUSTMENTS	NET APPROPRIATIONS	EXPENDITURES	LAPSED APPROPRIATION AUTHORITY	JUNE 30, 2020 CONTINUING APPROPRIATION AUTHORITY
\$ -	9,100	503,700	438,286	65,414	-
\$ -	\$ 21,415	\$ 516,015	\$ 450,601	\$ 65,414	\$ -
\$ -	8,312	8,312	8,312	-	-
-	5,500	423,300	394,277	29,023	-
\$ -	\$ 13,812	\$ 431,612	\$ 402,589	\$ 29,023	\$ -
\$ -	9,403	9,403	9,403	-	-
-	8,200	322,600	298,868	23,732	-
\$ -	\$ 17,603	\$ 332,003	\$ 308,271	\$ 23,732	\$ -
\$ -	47,653	47,653	47,653	-	-
-	-	1,017,600	423,179	594,421	-
-	68,700	11,351,200	10,187,914	1,163,286	-
\$ -	\$ 116,353	\$ 12,416,453	\$ 10,658,746	\$ 1,757,707	\$ -
\$ -	10,266	10,266	10,266	-	-
-	9,100	516,100	488,349	27,751	-
\$ -	\$ 19,366	\$ 526,366	\$ 498,615	\$ 27,751	\$ -
\$ -	129,508	129,508	129,508	-	-
-	9,800	2,199,500	1,861,971	337,529	-
\$ -	\$ 139,308	\$ 2,329,008	\$ 1,991,478	\$ 337,529	\$ -
\$ -	4,739	4,739	4,739	-	-
-	6,000	1,203,600	904,940	298,660	-
-	-	81,141	67,029	-	14,112
-	-	138,802	40,504	-	98,299
-	-	145,000	46,890	-	98,110
\$ -	\$ 10,739	\$ 1,573,282	\$ 1,064,102	\$ 298,660	\$ 210,520
\$ -	20,573	20,573	20,573	-	-
-	8,900	600,000	452,641	147,359	-
\$ -	\$ 29,473	\$ 620,573	\$ 473,214	\$ 147,359	\$ -
\$ -	22,382,262	142,847,762	132,949,922	8,649,841	1,247,998
\$ -	1,700	1,700	-	1,700	-
-	9,100	109,417,000	-	109,417,000	-
-	(503,000)	550,163,700	-	550,163,700	-
\$ -	\$ (492,200)	\$ 659,582,400	\$ -	\$ 659,582,400	\$ -
\$ -	-	3,600,000	-	3,600,000	-
\$ -	-	3,600,000	-	3,600,000	-

See accompanying notes to financial statements.

**STATE OF ARIZONA
OTHER FUNDS
STATEMENT OF EXPENDITURES - APPROPRIATION TO ACTUAL
BUDGETARY (LEGAL) BASIS
FOR THE YEAR ENDED JUNE 30, 2020**

AGY	BFY	FUND	APCAT	APPROPRIATION NAME	JULY 1, 2019 CONTINUING APPROPRIATION AUTHORITY	GENERAL APPROPRIATIONS
DEPARTMENT OF EDUCATION						
EDA	2020	1115	ED16100	BASIC STATE AID ENTITLEMENT	\$ -	\$ 86,280,500
				TOTAL ADDITIONAL SCHOOL DAYS - PROP 301 FUND	<u>\$ -</u>	<u>\$ 86,280,500</u>
EDA	2020	1116	ED13480	SCHOOL SAFETY PROGRAM	\$ -	\$ 7,800,000
				TOTAL SCHOOL SAFETY - PROP 301 FUND	<u>\$ -</u>	<u>\$ 7,800,000</u>
EDA	2020	1117	ED11100	OPERATING LUMP SUM APPROPRIATION - ADMIN	\$ -	\$ 200,000
				TOTAL CHARACTER EDUCATION - PROP 301 FUND	<u>\$ -</u>	<u>\$ 200,000</u>
EDA	2020	2399	ED11100	OPERATING LUMP SUM APPROPRIATION - ADMIN	\$ -	\$ 133,800
EDA	2020	2399	ED14425	TEACHER CERTIFICATION	-	2,208,900
				TOTAL TEACHER CERTIFICATION FUND	<u>\$ -</u>	<u>\$ 2,342,700</u>
EDA	2018	2470	ED16852	FAILING SCHOOL TUTORING-PROP 301	\$ 139,876	\$ -
EDA	2019	2470	ED16852	FAILING SCHOOL TUTORING-PROP 301	1,447,131	-
EDA	2020	2470	ED16852	FAILING SCHOOL TUTORING-PROP 301	-	-
EDA	2020	2470	ED11100	OPERATING LUMP SUM APPROPRIATION - ADMIN	-	1,500,000
				TOTAL FAILING SCHOOLS TUTORING FUND	<u>\$ 1,587,007</u>	<u>\$ 1,500,000</u>
EDA	2020	2471	ED16860	CLASSROOM SITE FUND	\$ -	\$ 602,511,600
				TOTAL CLASSROOM SITE FUND	<u>\$ -</u>	<u>\$ 602,511,600</u>
EDA	2020	2492	ED16861	INSTRUCTIONAL IMPROVEMENT FUND	\$ -	\$ 45,000,000
				TOTAL INSTRUCTIONAL IMPROVEMENT FUND	<u>\$ -</u>	<u>\$ 45,000,000</u>
EDA	2020	2566	ED2002	REPLACE SCHOOL FINANCE DATA SYS AZ DEPT EDUCATION	\$ -	\$ 3,000,000
				TOTAL AUTOMATION PROJECTS FUND	<u>\$ -</u>	<u>\$ 3,000,000</u>
EDA	2020	2570	ED11100	OPERATING LUMP SUM APPROPRIATION - ADMIN	\$ -	\$ 1,246,100
EDA	2020	2570	AA99999	SWEEPS	-	3,000,000
				TOTAL DEPARTMENT OF EDUCATION EMPOWERMENT SCHOLARSHIP ACCOUNT FUND	<u>\$ -</u>	<u>\$ 4,246,100</u>
EDA	2020	2579	AA99999	SWEEPS	\$ -	\$ -
				TOTAL TECH BASED LANGUAGE DEVELOPMENT LITERACY INTERVENTION FUND	<u>\$ -</u>	<u>\$ -</u>
EDA	2020	2580	ED12350	ADULT EDUCATION	\$ -	\$ 132,300
EDA	2020	2580	ED11100	OPERATING LUMP SUM APPROPRIATION - ADMIN	-	2,567,700
				TOTAL PROFESSIONAL DEVELOPMENT REVOLVING FUND	<u>\$ -</u>	<u>\$ 2,700,000</u>
EDA	2019	2595	ED12540	ADMIN ADJUSTMENT TRIBAL COLLEGE DUAL ENROLLMENT PROGRAM FUND	\$ -	\$ -
EDA	2020	2595	ED12540	TRIBAL COLLEGE DUAL ENROLLMENT PROGRAM FUND	-	250,000
				TOTAL TRIBAL COLLEGE DUAL ENROLLMENT PROGRAM FUND	<u>\$ -</u>	<u>\$ 250,000</u>
EDA	2020	2612	ED14770	AMERICAN CIVICS EDUCATION PILOT PROGRAM	\$ -	\$ -
				TOTAL AMERICAN CIVICS EDUCATION FUND	<u>\$ -</u>	<u>\$ -</u>
EDA	2020	3138	ED16100	BASIC STATE AID ENTITLEMENT	\$ -	\$ 290,489,100
				TOTAL PERMANENT STATE SCHOOL FUND	<u>\$ -</u>	<u>\$ 290,489,100</u>
EDA	2019	5030	ED16320	ADMIN ADJUSTMENT BASIC STATE AID SUPPLEMENTAL APPROPRIATION	\$ -	\$ -
				TOTAL STATE SCHOOL TRUST REVENUE BOND DEBT SERVICE FUND	<u>\$ -</u>	<u>\$ -</u>
NORTHERN ARIZONA UNIVERSITY						
NAA	2020	1421	NA10000	OPERATING LUMP SUM APPROPRIATION	\$ -	\$ 160,958,900
				TOTAL NAU COLLECTIONS - APPROPRIATIONS FUND	<u>\$ -</u>	<u>\$ 160,958,900</u>

See accompanying notes to financial statements.

CAPITAL OUTLAY APPROPRIATIONS	SUPPLEMENTAL APPROPRIATIONS, MID-YEAR REVERSIONS AND ADJUSTMENTS		NET APPROPRIATIONS	EXPENDITURES	LAPSED APPROPRIATION AUTHORITY	JUNE 30, 2020 CONTINUING APPROPRIATION AUTHORITY
\$ -	\$ -	\$ 86,280,500	\$ -	\$ 86,280,500	\$ -	
\$ -	\$ -	\$ 86,280,500	\$ -	\$ 86,280,500	\$ -	
\$ -	\$ -	\$ 7,800,000	\$ -	\$ 7,800,000	\$ -	
\$ -	\$ -	\$ 7,800,000	\$ -	\$ 7,800,000	\$ -	
\$ -	\$ -	\$ 200,000	\$ -	\$ 200,000	\$ -	
\$ -	\$ -	\$ 200,000	\$ -	\$ 200,000	\$ -	
\$ -	\$ -	\$ 133,800	\$ 93,449	\$ 40,351	\$ -	
-	-	2,208,900	1,862,810	346,090	-	
\$ -	\$ -	\$ 2,342,700	\$ 1,956,259	\$ 386,441	\$ -	
\$ -	\$ -	\$ 139,876	\$ 139,876	\$ -	\$ -	
-	-	1,447,131	272,497	-	1,174,634	
-	1,500,000	1,500,000	53,081	-	1,446,919	
-	-	1,500,000	-	1,500,000	-	
\$ -	\$ 1,500,000	\$ 4,587,007	\$ 465,454	\$ 1,500,000	\$ 2,621,553	
\$ -	\$ -	\$ 602,511,600	\$ -	\$ 602,511,600	\$ -	
\$ -	\$ -	\$ 602,511,600	\$ -	\$ 602,511,600	\$ -	
\$ -	\$ -	\$ 45,000,000	\$ -	\$ 45,000,000	\$ -	
\$ -	\$ -	\$ 45,000,000	\$ -	\$ 45,000,000	\$ -	
\$ -	\$ -	\$ 3,000,000	\$ 608,038	\$ -	\$ 2,391,962	
\$ -	\$ -	\$ 3,000,000	\$ 608,038	\$ -	\$ 2,391,962	
\$ -	\$ 37,300	\$ 1,283,400	\$ 1,283,400	\$ -	\$ -	
-	-	3,000,000	3,000,000	-	-	
\$ -	\$ 37,300	\$ 4,283,400	\$ 4,283,400	\$ -	\$ -	
\$ -	\$ 600	\$ 600	\$ 600	\$ -	\$ -	
\$ -	\$ 600	\$ 600	\$ 600	\$ -	\$ -	
\$ -	\$ -	\$ 132,300	\$ -	\$ 132,300	\$ -	
-	-	2,567,700	37,310	2,530,390	-	
\$ -	\$ -	\$ 2,700,000	\$ 37,310	\$ 2,662,690	\$ -	
\$ -	\$ 100	\$ 100	\$ 100	\$ -	\$ -	
-	-	250,000	250,000	-	-	
\$ -	\$ 100	\$ 250,100	\$ 250,100	\$ -	\$ -	
\$ -	\$ 500,000	\$ 500,000	\$ 30	\$ -	\$ 499,970	
\$ -	\$ 500,000	\$ 500,000	\$ 30	\$ -	\$ 499,970	
\$ -	\$ -	\$ 290,489,100	\$ 290,489,100	\$ -	\$ -	
\$ -	\$ -	\$ 290,489,100	\$ 290,489,100	\$ -	\$ -	
\$ -	\$ 6,833,400	\$ 6,833,400	\$ 6,833,400	\$ -	\$ -	
\$ -	\$ 6,833,400	\$ 6,833,400	\$ 6,833,400	\$ -	\$ -	
\$ -	\$ 141,300	\$ 161,100,200	\$ -	\$ 161,100,200	\$ -	
\$ -	\$ 141,300	\$ 161,100,200	\$ -	\$ 161,100,200	\$ -	

See accompanying notes to financial statements.

**STATE OF ARIZONA
OTHER FUNDS
STATEMENT OF EXPENDITURES - APPROPRIATION TO ACTUAL
BUDGETARY (LEGAL) BASIS
FOR THE YEAR ENDED JUNE 30, 2020**

AGY	BFY	FUND	APCAT	APPROPRIATION NAME	JULY 1, 2019 CONTINUING APPROPRIATION AUTHORITY	GENERAL APPROPRIATIONS
COMMISSION FOR POSTSECONDARY EDUCATION						
PEA	2019	2405	PE10000	ADMIN ADJUSTMENT OPERATING LUMP SUM APPROPRIATION	\$ -	\$ -
PEA	2020	2405	PE31000	AZ MINORITY ED POLICY ANALYSIS CENTER	-	42,501
PEA	2020	2405	PE93000	LEVERAGING EDUCATIONAL ASSISTANCE PRTSHP	-	1,098,700
PEA	2020	2405	PE10000	OPERATING LUMP SUM APPROPRIATION	-	186,700
PEA	2020	2405	PE43000	TWELVE PLUS PARTNERSHIP	-	29,362
TOTAL POSTSECONDARY EDUCATION FUND					\$ -	\$ 1,357,262
ARIZONA SCHOOLS FOR THE DEAF AND THE BLIND						
SDA	2019	2047	SD40500	ADMIN ADJUSTMENT EARLY CHILDHOOD & FAMILY EDUCATION PROGRAMS	\$ -	\$ -
TOTAL TELECOMMUNICATION FOR THE DEAF FUND					\$ -	\$ -
SDA	2019	2444	SD20000	ADMIN ADJUSTMENT PHOENIX DAY SCHOOL FOR THE DEAF	\$ -	\$ -
SDA	2019	2444	SD40000	ADMIN ADJUSTMENT PRESCHOOL-OUTREACH PROGRAMS	-	-
SDA	2020	2444	SD20000	PHOENIX DAY SCHOOL FOR THE DEAF	-	4,776,037
SDA	2020	2444	SD40000	PRESCHOOL-OUTREACH PROGRAMS	-	3,167,028
SDA	2020	2444	SD10000	TUCSON CAMPUS	-	4,856,135
TOTAL SCHOOLS FOR THE DEAF AND THE BLIND FUND					\$ -	\$ 12,799,200
UNIVERSITY OF ARIZONA						
UAA	2020	1402	UA50000	AGRICULTURE	\$ -	\$ 12,732,729
UAA	2020	1402	UA55000	ARIZONA COOPERATIVE EXTENSION	-	2,501,771
UAA	2020	1402	UA80000	OPERATING LUMP SUM APPROPRIATION - HSC	-	44,310,900
UAA	2020	1402	UA40000	OPERATING LUMP SUM APPROPRIATION - MAIN	-	364,876,200
UAA	2020	1402	UA89000	PHOENIX MEDICAL CAMPUS	-	9,312,900
UAA	2020	1402	UA70000	SIERRA VISTA CAMPUS	-	4,991,000
TOTAL U OF A MAIN CAMPUS COLLECTIONS - APPROPRIATIONS FUND					\$ -	\$ 438,725,500
TOTAL EDUCATION					\$ 1,587,007	\$ 2,323,835,462
PROTECTION AND SAFETY						
AUTOMOBILE THEFT AUTHORITY						
ATA	2019	2060	AT40000	ADMIN ADJUSTMENT OPERATING LUMP SUM APPROPRIATION	\$ -	\$ -
ATA	2020	2060	AT51000	ARIZONA VEHICLE THEFT TASK FORCE	-	3,650,000
ATA	2020	2060	AT55000	LOCAL GRANTS	-	957,700
ATA	2020	2060	AT40000	OPERATING LUMP SUM APPROPRIATION	-	651,200
ATA	2020	2060	AT60000	REIMBURSABLE PROGRAMS	-	50,000
TOTAL AUTOMOBILE THEFT AUTHORITY FUND					\$ -	\$ 5,308,900
DEPARTMENT OF CORRECTIONS						
DCA	2019	2088	DC71002	ADMIN ADJUSTMENT PRIVATE PRISON PER DIEM	\$ -	\$ -
DCA	2020	2088	DC92088	CASH TRANSFER TO BUILDING RENEWAL FUND	-	-
DCA	2020	2088	DC70000	OPERATING LUMP SUM APPROPRIATION	-	3,000,800
DCA	2020	2088	DC71002	PRIVATE PRISON PER DIEM	-	27,311,500
TOTAL CORRECTIONS FUND					\$ -	\$ 30,312,300
DCA	2020	2107	DC70000	OPERATING LUMP SUM APPROPRIATION	\$ -	\$ 727,900
TOTAL ST EDUCATION FOR CORRECTIONAL ED FUND					\$ -	\$ 727,900
DCA	2019	2204	DC71200	ADMIN ADJUSTMENT COMMUNITY CORRECTIONS	\$ -	\$ -
DCA	2019	2204	DC70000	ADMIN ADJUSTMENT OPERATING LUMP SUM APPROPRIATION	-	-
DCA	2020	2204	DC71200	COMMUNITY CORRECTIONS	-	305,500
DCA	2020	2204	DC70000	OPERATING LUMP SUM APPROPRIATION	-	250,000
TOTAL ALCOHOL ABUSE TREATMENT FUND					\$ -	\$ 555,500

See accompanying notes to financial statements.

CAPITAL OUTLAY APPROPRIATIONS	SUPPLEMENTAL APPROPRIATIONS, MID-YEAR REVERSIONS AND ADJUSTMENTS	NET APPROPRIATIONS	EXPENDITURES	LAPSED APPROPRIATION AUTHORITY	JUNE 30, 2020 CONTINUING APPROPRIATION AUTHORITY
\$ -	\$ 122	\$ 122	\$ 122	\$ -	\$ -
-	(100)	42,401	30,229	12,172	-
-	-	1,098,700	1,098,700	-	-
-	(300)	186,400	115,117	71,283	-
-	(100)	29,262	24,432	4,830	-
<u>\$ -</u>	<u>\$ (378)</u>	<u>\$ 1,356,884</u>	<u>\$ 1,268,599</u>	<u>\$ 88,285</u>	<u>\$ -</u>
\$ -	\$ 53,504	\$ 53,504	\$ 53,504	\$ -	\$ -
<u>\$ -</u>	<u>\$ 53,504</u>	<u>\$ 53,504</u>	<u>\$ 53,504</u>	<u>\$ -</u>	<u>\$ -</u>
\$ -	\$ 761,421	\$ 761,421	\$ 761,421	\$ -	\$ -
-	206,276	206,276	206,276	-	-
-	990,711	5,766,748	5,704,663	62,085	-
-	(284,689)	2,882,339	2,626,690	255,649	-
-	(83,522)	4,772,613	4,735,340	37,273	-
<u>\$ -</u>	<u>\$ 1,590,197</u>	<u>\$ 14,389,397</u>	<u>\$ 14,034,390</u>	<u>\$ 355,007</u>	<u>\$ -</u>
\$ -	\$ 19,600	\$ 12,752,329	\$ -	\$ 12,752,329	\$ -
-	2,300	2,504,071	-	2,504,071	-
-	-	44,310,900	-	44,310,900	-
-	1,120,200	365,996,400	-	365,996,400	-
-	-	9,312,900	-	9,312,900	-
-	4,800	4,995,800	-	4,995,800	-
<u>\$ -</u>	<u>\$ 1,146,900</u>	<u>\$ 439,872,400</u>	<u>\$ -</u>	<u>\$ 439,872,400</u>	<u>\$ -</u>
<u>\$ -</u>	<u>\$ 11,310,723</u>	<u>\$ 2,336,733,192</u>	<u>\$ 320,280,185</u>	<u>\$ 2,010,939,522</u>	<u>\$ 5,513,484</u>
\$ -	\$ 2,623	\$ 2,623	\$ 2,623	\$ -	\$ -
-	-	3,650,000	3,650,000	-	-
-	-	957,700	957,393	307	-
-	3,200	654,400	623,455	30,945	-
-	-	50,000	-	50,000	-
<u>\$ -</u>	<u>\$ 5,823</u>	<u>\$ 5,314,723</u>	<u>\$ 5,233,470</u>	<u>\$ 81,252</u>	<u>\$ -</u>
\$ -	\$ 6,378,415	\$ 6,378,415	\$ 6,378,415	\$ -	\$ -
-	2,500,000	2,500,000	2,500,000	-	-
-	-	3,000,800	3,000,749	51	-
-	-	27,311,500	27,311,499	1	-
<u>\$ -</u>	<u>\$ 8,878,415</u>	<u>\$ 39,190,715</u>	<u>\$ 39,190,663</u>	<u>\$ 51</u>	<u>\$ -</u>
\$ -	\$ 1,400	\$ 729,300	\$ 729,030	\$ 270	\$ -
<u>\$ -</u>	<u>\$ 1,400</u>	<u>\$ 729,300</u>	<u>\$ 729,030</u>	<u>\$ 270</u>	<u>\$ -</u>
\$ -	\$ 17,863	\$ 17,863	\$ 17,863	\$ -	\$ -
-	21,923	21,923	21,923	-	-
-	-	305,500	118,520	186,980	-
-	-	250,000	155,529	94,471	-
<u>\$ -</u>	<u>\$ 39,785</u>	<u>\$ 595,285</u>	<u>\$ 313,834</u>	<u>\$ 281,451</u>	<u>\$ -</u>

See accompanying notes to financial statements.

**STATE OF ARIZONA
OTHER FUNDS
STATEMENT OF EXPENDITURES - APPROPRIATION TO ACTUAL
BUDGETARY (LEGAL) BASIS
FOR THE YEAR ENDED JUNE 30, 2020**

AGY	BFY	FUND	APCAT	APPROPRIATION NAME	JULY 1, 2019 CONTINUING APPROPRIATION AUTHORITY	GENERAL APPROPRIATIONS
DCA	2019	2379	DC71200	ADMIN ADJUSTMENT COMMUNITY CORRECTIONS	\$ -	\$ -
DCA	2020	2379	DC71200	COMMUNITY CORRECTIONS	-	2,400,100
TOTAL TRANSITION PROGRAM FUND					<u>\$ -</u>	<u>\$ 2,400,100</u>
DCA	2020	2504	DC71012	INMATE HEALTH CARE CONTRACTED SERVICES	\$ -	\$ 10,000,000
DCA	2020	2504	DC70000	OPERATING LUMP SUM APPROPRIATION	-	2,500,000
TOTAL PRISON CONSTRUCTION AND OPERATIONS FUND					<u>\$ -</u>	<u>\$ 12,500,000</u>
DCA	2020	2505	DC70000	OPERATING LUMP SUM APPROPRIATION	\$ -	\$ 1,340,400
TOTAL INMATE STORE PROCEEDS FUND					<u>\$ -</u>	<u>\$ 1,340,400</u>
DCA	2018	2551	DC71013	ADMIN ADJUSTMENT CAPITAL OUTLAY APPN	\$ -	\$ -
DCA	2019	2551	DC71013	CAPITAL OUTLAY APPN	1,137,598	-
DCA	2020	2551	DC71013	CAPITAL OUTLAY APPN	-	-
TOTAL DEPARTMENT OF CORRECTIONS BUILDING RENEWAL FUND					<u>\$ 1,137,598</u>	<u>\$ -</u>
DCA	2020	3140	DC70000	OPERATING LUMP SUM APPROPRIATION	\$ -	\$ 444,900
DCA	2020	3140	DC71002	PRIVATE PRISON PER DIEM	-	2,062,500
TOTAL PENITENTIARY LAND FUND					<u>\$ -</u>	<u>\$ 2,507,400</u>
DCA	2019	3141	DC70000	ADMIN ADJUSTMENT OPERATING LUMP SUM APPROPRIATION	\$ -	\$ -
DCA	2020	3141	DC71012	INMATE HEALTH CARE CONTRACTED SERVICES	-	1,500,000
DCA	2020	3141	DC70000	OPERATING LUMP SUM APPROPRIATION	-	1,161,500
TOTAL STATE CHAR PEN AND REF LAND EARNINGS FUND					<u>\$ -</u>	<u>\$ 2,661,500</u>
DEPARTMENT OF JUVENILE CORRECTIONS						
DJA	2019	2281	DJ10000	ADMIN ADJUSTMENT OPERATING LUMP SUM APPROPRIATION	\$ -	\$ -
DJA	2020	2281	DJ10000	OPERATING LUMP SUM APPROPRIATION	-	531,400
TOTAL JUVENILE CORRECTIONS CJEF DISTRIBUTION FUND					<u>\$ -</u>	<u>\$ 531,400</u>
DJA	2020	2323	DJ10000	OPERATING LUMP SUM APPROPRIATION	\$ -	\$ 1,854,400
TOTAL STATE EDUCATION FOR COMMITTED YOUTH FUND					<u>\$ -</u>	<u>\$ 1,854,400</u>
DJA	2019	3029	DJ10000	ADMIN ADJUSTMENT OPERATING LUMP SUM APPROPRIATION	\$ -	\$ -
DJA	2020	3029	DJ10000	OPERATING LUMP SUM APPROPRIATION	-	4,011,600
TOTAL ENDOWMENTS AND LAND EARNINGS FUND					<u>\$ -</u>	<u>\$ 4,011,600</u>
ARIZONA CRIMINAL JUSTICE COMMISSION						
JCA	2019	2134	JC45000	ADMIN ADJUSTMENT OPERATING LUMP SUM APPROPRIATION	\$ -	\$ -
JCA	2020	2134	JC45000	OPERATING LUMP SUM APPROPRIATION	-	650,000
TOTAL CRIMINAL JUSTICE ENHANCEMENT FUND					<u>\$ -</u>	<u>\$ 650,000</u>
JCA	2019	2198	JC80000	ADMIN ADJUSTMENT VICTIM COMPENSATION - ASSISTANCE	\$ -	\$ -
JCA	2020	2198	JC80000	VICTIM COMPENSATION - ASSISTANCE	-	4,222,400
TOTAL VICTIM COMPENSATION AND ASSISTANCE FUND					<u>\$ -</u>	<u>\$ 4,222,400</u>
JCA	2019	2280	JC45000	ADMIN ADJUSTMENT OPERATING LUMP SUM APPROPRIATION	\$ -	\$ -
JCA	2020	2280	JC45000	OPERATING LUMP SUM APPROPRIATION	-	612,000
TOTAL RESOURCE CENTER FUND					<u>\$ -</u>	<u>\$ 612,000</u>
JCA	2020	2379	JC23790	INTERVENTION PROGRAMS/PROBATION SURVEILLANCE	\$ -	\$ 750,000
TOTAL TRANSITION PROGRAM FUND					<u>\$ -</u>	<u>\$ 750,000</u>

See accompanying notes to financial statements.

CAPITAL OUTLAY APPROPRIATIONS	SUPPLEMENTAL APPROPRIATIONS, MID-YEAR REVERSIONS AND ADJUSTMENTS		NET APPROPRIATIONS		EXPENDITURES		LAPSED APPROPRIATION AUTHORITY	JUNE 30, 2020 CONTINUING APPROPRIATION AUTHORITY
\$ -	\$ 57,666	\$ 57,666	\$ 57,666	\$ 57,666	\$ -	\$ -	\$ -	\$ -
-	-	2,400,100	2,400,100	592,245	1,807,855	-	-	
<u>\$ -</u>	<u>\$ 57,666</u>	<u>\$ 2,457,766</u>	<u>\$ 2,457,766</u>	<u>\$ 649,911</u>	<u>\$ 1,807,855</u>	<u>\$ -</u>	<u>\$ -</u>	
\$ -	\$ -	\$ 10,000,000	\$ 10,000,000	\$ -	\$ 10,000,000	\$ -	\$ -	
-	-	2,500,000	2,500,000	2,499,837	163	-	-	
<u>\$ -</u>	<u>\$ -</u>	<u>\$ 12,500,000</u>	<u>\$ 12,500,000</u>	<u>\$ 2,499,837</u>	<u>\$ 10,000,163</u>	<u>\$ -</u>	<u>\$ -</u>	
\$ -	\$ 900	\$ 1,341,300	\$ 1,341,300	\$ 926,667	\$ 414,633	\$ -	\$ -	
<u>\$ -</u>	<u>\$ 900</u>	<u>\$ 1,341,300</u>	<u>\$ 1,341,300</u>	<u>\$ 926,667</u>	<u>\$ 414,633</u>	<u>\$ -</u>	<u>\$ -</u>	
\$ -	\$ 466	\$ 466	\$ 466	\$ 466	\$ -	\$ -	\$ -	
-	-	1,137,598	1,137,598	1,090,645	46,953	-	-	
<u>6,864,300</u>	<u>-</u>	<u>6,864,300</u>	<u>6,864,300</u>	<u>3,187,666</u>	<u>-</u>	<u>-</u>	<u>3,676,634</u>	
<u>\$ 6,864,300</u>	<u>\$ 466</u>	<u>\$ 8,002,364</u>	<u>\$ 8,002,364</u>	<u>\$ 4,278,776</u>	<u>\$ 46,953</u>	<u>\$ -</u>	<u>\$ 3,676,634</u>	
\$ -	\$ 272,900	\$ 717,800	\$ 717,800	\$ 425,046	\$ 292,754	\$ -	\$ -	
-	-	2,062,500	2,062,500	2,062,500	-	-	-	
<u>\$ -</u>	<u>\$ 272,900</u>	<u>\$ 2,780,300</u>	<u>\$ 2,780,300</u>	<u>\$ 2,487,546</u>	<u>\$ 292,754</u>	<u>\$ -</u>	<u>\$ -</u>	
\$ -	\$ 28,797	\$ 28,797	\$ 28,797	\$ 28,797	\$ -	\$ -	\$ -	
-	-	1,500,000	1,500,000	1,500,000	-	-	-	
-	300	1,161,800	1,161,800	1,161,497	303	-	-	
<u>\$ -</u>	<u>\$ 29,097</u>	<u>\$ 2,690,597</u>	<u>\$ 2,690,597</u>	<u>\$ 2,690,294</u>	<u>\$ 303</u>	<u>\$ -</u>	<u>\$ -</u>	
\$ -	\$ 279,789	\$ 279,789	\$ 279,789	\$ 279,789	\$ -	\$ -	\$ -	
-	100	531,500	531,500	131,192	400,308	-	-	
<u>\$ -</u>	<u>\$ 279,889</u>	<u>\$ 811,289</u>	<u>\$ 811,289</u>	<u>\$ 410,982</u>	<u>\$ 400,308</u>	<u>\$ -</u>	<u>\$ -</u>	
\$ -	\$ 7,300	\$ 1,861,700	\$ 1,861,700	\$ 1,299,796	\$ 561,904	\$ -	\$ -	
<u>\$ -</u>	<u>\$ 7,300</u>	<u>\$ 1,861,700</u>	<u>\$ 1,861,700</u>	<u>\$ 1,299,796</u>	<u>\$ 561,904</u>	<u>\$ -</u>	<u>\$ -</u>	
\$ -	\$ 100,424	\$ 100,424	\$ 100,424	\$ 100,424	\$ -	\$ -	\$ -	
-	800	4,012,400	4,012,400	2,491,238	1,521,162	-	-	
<u>\$ -</u>	<u>\$ 101,224</u>	<u>\$ 4,112,824</u>	<u>\$ 4,112,824</u>	<u>\$ 2,591,662</u>	<u>\$ 1,521,162</u>	<u>\$ -</u>	<u>\$ -</u>	
\$ -	\$ 113	\$ 113	\$ 113	\$ 113	\$ -	\$ -	\$ -	
-	5,500	655,500	655,500	439,288	216,212	-	-	
<u>\$ -</u>	<u>\$ 5,613</u>	<u>\$ 655,613</u>	<u>\$ 655,613</u>	<u>\$ 439,401</u>	<u>\$ 216,212</u>	<u>\$ -</u>	<u>\$ -</u>	
\$ -	\$ 73	\$ 73	\$ 73	\$ 73	\$ -	\$ -	\$ -	
-	600	4,223,000	4,223,000	3,978,585	244,415	-	-	
<u>\$ -</u>	<u>\$ 673</u>	<u>\$ 4,223,073</u>	<u>\$ 4,223,073</u>	<u>\$ 3,978,658</u>	<u>\$ 244,415</u>	<u>\$ -</u>	<u>\$ -</u>	
\$ -	\$ 15,516	\$ 15,516	\$ 15,516	\$ 15,516	\$ -	\$ -	\$ -	
-	1,200	613,200	613,200	582,476	30,724	-	-	
<u>\$ -</u>	<u>\$ 16,716</u>	<u>\$ 628,716</u>	<u>\$ 628,716</u>	<u>\$ 597,992</u>	<u>\$ 30,724</u>	<u>\$ -</u>	<u>\$ -</u>	
\$ -	\$ -	\$ 750,000	\$ 750,000	\$ 742,500	\$ 7,500	\$ -	\$ -	
<u>\$ -</u>	<u>\$ -</u>	<u>\$ 750,000</u>	<u>\$ 750,000</u>	<u>\$ 742,500</u>	<u>\$ 7,500</u>	<u>\$ -</u>	<u>\$ -</u>	

See accompanying notes to financial statements.

**STATE OF ARIZONA
OTHER FUNDS
STATEMENT OF EXPENDITURES - APPROPRIATION TO ACTUAL
BUDGETARY (LEGAL) BASIS
FOR THE YEAR ENDED JUNE 30, 2020**

AGY	BFY	FUND	APCAT	APPROPRIATION NAME	JULY 1, 2019	
					CONTINUING APPROPRIATION AUTHORITY	GENERAL APPROPRIATIONS
JCA	2019	2433	JC41000	CRIMINAL HISTORY REPOSITORY UPGRADE	\$ 588,675	\$ -
JCA	2020	2433	JC41000	CRIMINAL HISTORY REPOSITORY UPGRADE	-	-
TOTAL FINGERPRINT CLEARANCE CARD FUND					\$ 588,675	\$ -
JCA	2020	2443	JC46000	STATE AID TO COUNTY ATTORNEYS	\$ -	\$ 973,700
TOTAL STATE AID TO COUNTY ATTORNEYS FUND					\$ -	\$ 973,700
DEPARTMENT OF EMERGENCY AND MILITARY AFFAIRS						
MAA	2020	2138	MA10007	NUCLEAR EMERGENCY MANAGEMENT FUND-GF TSF	\$ -	\$ -
MAA	2020	2138	MA10009	NUCLEAR EMERGENCY MGMT FD-BUCKEYE GF TRF	-	-
MAA	2020	2138	MA10008	NUCLEAR EMERGENCY MGMT FD-MARICOPA-GF TF	-	-
TOTAL NUCLEAR EMERGENCY MANAGEMENT FUND					\$ -	\$ -
DEPARTMENT OF PUBLIC SAFETY						
PSA	2020	2030	PS10000	OPERATING LUMP SUM APPROPRIATION	\$ -	\$ 318,200
TOTAL STATE HIGHWAY FUND					\$ -	\$ 318,200
PSA	2015	2032	PS63910	MICROWAVE COMMUNICATION SYSTEM UPGRADE	\$ 1,212,645	\$ -
PSA	2020	2032	PS63600	MOTOR VEHICLE FUEL	-	936,100
PSA	2020	2032	PS10000	OPERATING LUMP SUM APPROPRIATION	-	191,610,800
PSA	2020	2032	PS65810	PEACE OFFICER STANDARDS TRAINING BOARD ENFORCEMENT TRAINING	-	1,027,300
PSA	2020	2032	PS65600	PHARMACEUTICAL DIVERSION AND DRUG THEFT TASK FORCE	-	559,500
PSA	2020	2032	AA99999	SWEEPS	-	17,793,300
TOTAL ARIZONA HIGHWAY PATROL FUND					\$ 1,212,645	\$ 211,927,000
PSA	2020	2108	PS10000	OPERATING LUMP SUM APPROPRIATION	\$ -	\$ 1,643,500
TOTAL SAFETY ENFORCEMENT AND TRANSPORTATION INFRASTRUCTURE FUND					\$ -	\$ 1,643,500
PSA	2019	2280	PS65600	ADMIN ADJUSTMENT PHARMACEUTICAL DIVERSION AND DRUG THEFT TASK FORCE	\$ -	\$ -
TOTAL RESOURCE CENTER FUND					\$ -	\$ -
PSA	2020	2285	PS10000	OPERATING LUMP SUM APPROPRIATION	\$ -	\$ 1,250,000
TOTAL MOTOR VEHICLE LIABILITY INS ENFORCEMENT FUND					\$ -	\$ 1,250,000
PSA	2020	2370	PS10000	OPERATING LUMP SUM APPROPRIATION	\$ -	\$ 22,495,800
TOTAL DEPT OF PUBLIC SAFETY FORENSICS FUND					\$ -	\$ 22,495,800
PSA	2019	2391	PS67300	ADMIN ADJUSTMENT PUBLIC SAFETY EQUIPMENT SURCHARGE	\$ -	\$ -
PSA	2020	2391	PS10000	OPERATING LUMP SUM APPROPRIATION	-	3,700
PSA	2020	2391	PS67300	PUBLIC SAFETY EQUIPMENT SURCHARGE	-	2,890,000
TOTAL PUBLIC SAFETY EQUIPMENT FUND					\$ -	\$ 2,893,700
PSA	2019	2396	PS67420	ADMIN ADJUSTMENT GIITEM SUBACCOUNT	\$ -	\$ -
PSA	2020	2396	PS63000	GIITEM	-	144,900
PSA	2019	2396	PS67410	GIITEM FUND APPROPRIATION	130,707	-
PSA	2020	2396	PS67410	GIITEM FUND APPROPRIATION	-	1,403,400
PSA	2017	2396	PS67410	GIITEM IMPACT APPROPRIATION	151,527	-
PSA	2018	2396	PS67410	GIITEM IMPACT APPROPRIATION	237	-
PSA	2020	2396	PS67420	GIITEM SUBACCOUNT	-	2,395,800
TOTAL GANG IMMIGRATION INTEL TEAM ENFORCE MISSION FUND					\$ 282,472	\$ 3,944,100
PSA	2019	2433	PS10000	ADMIN ADJUSTMENT OPERATING LUMP SUM APPROPRIATION	\$ -	\$ -
PSA	2020	2433	PS10000	OPERATING LUMP SUM APPROPRIATION	-	1,502,500
TOTAL FINGERPRINT CLEARANCE CARD FUND					\$ -	\$ 1,502,500

See accompanying notes to financial statements.

CAPITAL OUTLAY APPROPRIATIONS	SUPPLEMENTAL APPROPRIATIONS, MID-YEAR		NET APPROPRIATIONS	EXPENDITURES	LAPSED APPROPRIATION AUTHORITY	JUNE 30, 2020 CONTINUING APPROPRIATION AUTHORITY
	REVERSIONS AND ADJUSTMENTS					
\$ -	\$ -	\$ 588,675	\$ 50,214	\$ -	\$ 538,461	
-	600,000	600,000	39,605	-	560,395	
<u>\$ -</u>	<u>\$ 600,000</u>	<u>\$ 1,188,675</u>	<u>\$ 89,819</u>	<u>\$ -</u>	<u>\$ 1,098,856</u>	
\$ -	\$ -	\$ 973,700	\$ 716,329	\$ 257,371	\$ -	
<u>\$ -</u>	<u>\$ -</u>	<u>\$ 973,700</u>	<u>\$ 716,329</u>	<u>\$ 257,371</u>	<u>\$ -</u>	
\$ -	\$ 719,000	\$ 719,000	\$ -	\$ 719,000	\$ -	
-	70,000	70,000	-	70,000	-	
-	669,753	669,753	-	669,753	-	
<u>\$ -</u>	<u>\$ 1,458,753</u>	<u>\$ 1,458,753</u>	<u>\$ -</u>	<u>\$ 1,458,753</u>	<u>\$ -</u>	
\$ -	\$ -	\$ 318,200	\$ 318,200	\$ -	\$ -	
<u>\$ -</u>	<u>\$ -</u>	<u>\$ 318,200</u>	<u>\$ 318,200</u>	<u>\$ -</u>	<u>\$ -</u>	
\$ -	\$ -	\$ 1,212,645	\$ 26,303	\$ -	\$ 1,186,341	
-	-	936,100	936,100	-	-	
-	834,500	192,445,300	192,445,300	-	-	
-	-	1,027,300	1,027,300	-	-	
-	300	559,800	317,239	242,561	-	
-	-	17,793,300	17,793,300	-	-	
<u>\$ -</u>	<u>\$ 834,800</u>	<u>\$ 213,974,445</u>	<u>\$ 212,545,543</u>	<u>\$ 242,561</u>	<u>\$ 1,186,341</u>	
\$ -	\$ 7,400	\$ 1,650,900	\$ 825,450	\$ 825,450	\$ -	
<u>\$ -</u>	<u>\$ 7,400</u>	<u>\$ 1,650,900</u>	<u>\$ 825,450</u>	<u>\$ 825,450</u>	<u>\$ -</u>	
\$ -	\$ 2,755	\$ 2,755	\$ 2,755	\$ -	\$ -	
<u>\$ -</u>	<u>\$ 2,755</u>	<u>\$ 2,755</u>	<u>\$ 2,755</u>	<u>\$ -</u>	<u>\$ -</u>	
\$ -	\$ 900	\$ 1,250,900	\$ 1,250,900	\$ -	\$ -	
<u>\$ -</u>	<u>\$ 900</u>	<u>\$ 1,250,900</u>	<u>\$ 1,250,900</u>	<u>\$ -</u>	<u>\$ -</u>	
\$ -	\$ 58,400	\$ 22,554,200	\$ 16,889,850	\$ 5,664,350	\$ -	
<u>\$ -</u>	<u>\$ 58,400</u>	<u>\$ 22,554,200</u>	<u>\$ 16,889,850</u>	<u>\$ 5,664,350</u>	<u>\$ -</u>	
\$ -	\$ 2,213	\$ 2,213	\$ 2,213	\$ -	\$ -	
-	-	3,700	3,700	-	-	
-	-	2,890,000	2,848,374	41,626	-	
<u>\$ -</u>	<u>\$ 2,213</u>	<u>\$ 2,895,913</u>	<u>\$ 2,854,286</u>	<u>\$ 41,626</u>	<u>\$ -</u>	
\$ -	\$ 105,580	\$ 105,580	\$ 105,580	\$ -	\$ -	
-	200	145,100	145,100	-	-	
-	-	130,707	25,536	-	105,172	
-	-	1,403,400	900,418	-	502,982	
-	-	151,527	127,600	-	23,927	
-	-	237	-	-	237	
-	300	2,396,100	1,161,897	1,234,203	-	
<u>\$ -</u>	<u>\$ 106,080</u>	<u>\$ 4,332,652</u>	<u>\$ 2,466,131</u>	<u>\$ 1,234,203</u>	<u>\$ 632,318</u>	
\$ -	\$ 556,133	\$ 556,133	\$ 556,133	\$ -	\$ -	
-	53,900	1,556,400	1,334,462	221,938	-	
<u>\$ -</u>	<u>\$ 610,033</u>	<u>\$ 2,112,533</u>	<u>\$ 1,890,595</u>	<u>\$ 221,938</u>	<u>\$ -</u>	

See accompanying notes to financial statements.

**STATE OF ARIZONA
OTHER FUNDS
STATEMENT OF EXPENDITURES - APPROPRIATION TO ACTUAL
BUDGETARY (LEGAL) BASIS
FOR THE YEAR ENDED JUNE 30, 2020**

AGY	BFY	FUND	APCAT	APPROPRIATION NAME	JULY 1, 2019	
					CONTINUING APPROPRIATION AUTHORITY	GENERAL APPROPRIATIONS
PSA	2020	2435	PS65760	LOOP 2020 RADIO TOWER	\$ -	\$ -
PSA	2020	2435	PS65700	REMOTE HOUSING REPLACEMENT	-	-
TOTAL BOARD OF FINGERPRINTING FUND					\$ -	\$ -
PSA	2020	2445	PS64500	ACTIC	\$ -	\$ 700,000
PSA	2019	2445	PS64500	ADMIN ADJUSTMENT ACTIC	-	-
TOTAL STATE AID TO INDIGENT DEFENSE FUND					\$ -	\$ 700,000
PSA	2020	2479	PS10000	OPERATING LUMP SUM APPROPRIATION	\$ -	\$ 205,000
TOTAL MOTORCYCLE SAFETY FUND					\$ -	\$ 205,000
PSA	2020	2510	PS10000	OPERATING LUMP SUM APPROPRIATION	\$ -	\$ 3,451,500
TOTAL PARITY COMPENSATION FUND					\$ -	\$ 3,451,500
PSA	2019	2518	PS10000	ADMIN ADJUSTMENT OPERATING LUMP SUM APPROPRIATION	\$ -	\$ -
PSA	2020	2518	PS10000	OPERATING LUMP SUM APPROPRIATION	-	2,717,700
PSA	2020	2518	AA99999	SWEEPS	-	410,000
TOTAL CONCEALED WEAPONS PERMIT FUND					\$ -	\$ 3,127,700
PSA	2020	2566	PS1810	IMPLEMENT UPDATES TO THE CRIMINAL JUSTICE IT SYS DPS	\$ -	\$ 2,301,000
PSA	2020	2566	PS2004	UPDATE CONCEALED WEAPONS TRACKING SYS AZ DEPT PUBLIC SAFETY	-	410,000
TOTAL AUTOMATION PROJECTS FUND					\$ -	\$ 2,711,000
PSA	2020	3075	PS65800	PEACE OFFICER TRAINING EQUIPMENT	\$ -	\$ 1,047,500
PSA	2019	3075	PS65710	PEACE OFFICER TRAINING EQUIPMENT - OVERTIME PAY	302,193	-
PSA	2020	3075	PS65720	PEACE OFFICER TRAINING EQUIPMENT - VIRTUAL PURCHASE	-	-
TOTAL PEACE OFFICER TRAINING EQUIPMENT FUND					\$ 302,193	\$ 1,047,500
PSA	2020	3702	PS63600	MOTOR VEHICLE FUEL	\$ -	\$ 134,300
PSA	2020	3702	PS10000	OPERATING LUMP SUM APPROPRIATION	-	2,793,000
TOTAL CRIMINAL JUSTICE ENHANCEMENT FUND					\$ -	\$ 2,927,300
PSA	2020	4216	PS10000	OPERATING LUMP SUM APPROPRIATION	\$ -	\$ 1,345,300
TOTAL RISK MANAGEMENT FUND					\$ -	\$ 1,345,300
TOTAL PROTECTION AND SAFETY					\$ 3,523,583	\$ 333,409,600
TRANSPORTATION						
DEPARTMENT OF TRANSPORTATION						
DTA	2018	2005	DT55980	ADMIN ADJUSTMENT BUILDING RENEWAL	\$ -	\$ -
DTA	2019	2005	DT58000	ADMIN ADJUSTMENT OPERATING LUMP SUM APPROPRIATION	-	-
DTA	2015	2005	DT59280	AIRPORT PLANNING AND DEVELOPMENT	2,230,646	-
DTA	2016	2005	DT59280	AIRPORT PLANNING AND DEVELOPMENT	1,066,430	-
DTA	2017	2005	DT59280	AIRPORT PLANNING AND DEVELOPMENT	2,825,884	-
DTA	2018	2005	DT59280	AIRPORT PLANNING AND DEVELOPMENT	19,010,848	-
DTA	2019	2005	DT59280	AIRPORT PLANNING AND DEVELOPMENT	16,106,753	-
DTA	2020	2005	DT59280	AIRPORT PLANNING AND DEVELOPMENT	-	-
DTA	2019	2005	DT55980	BUILDING RENEWAL	218,920	-
DTA	2020	2005	DT55980	BUILDING RENEWAL	-	-
DTA	2020	2005	DT58000	OPERATING LUMP SUM APPROPRIATION	-	2,007,000
DTA	2020	2005	DT57040	VEHICLE REPLACEMENT	-	-
TOTAL STATE AVIATION FUND					\$ 41,459,480	\$ 2,007,000
DTA	2018	2030	DT55980	ADMIN ADJUSTMENT BUILDING RENEWAL	\$ -	\$ -
DTA	2019	2030	DT59607	ADMIN ADJUSTMENT DRIVER SAFETY & LIVESTOCK CONTROL	-	-

See accompanying notes to financial statements.

CAPITAL OUTLAY APPROPRIATIONS	SUPPLEMENTAL APPROPRIATIONS, MID-YEAR		NET APPROPRIATIONS	EXPENDITURES	LAPSED APPROPRIATION AUTHORITY	JUNE 30, 2020 CONTINUING APPROPRIATION AUTHORITY
	REVERSIONS AND ADJUSTMENTS					
\$ 309,000	\$ -	\$ 309,000	\$ 43,323	\$ -	\$ 265,677	
2,400,000	-	2,400,000	2,400,000	-	-	
<u>\$ 2,709,000</u>	<u>\$ -</u>	<u>\$ 2,709,000</u>	<u>\$ 2,443,323</u>	<u>\$ -</u>	<u>\$ 265,677</u>	
\$ -	\$ -	\$ 700,000	\$ 634,183	\$ 65,817	\$ -	
-	2,041	2,041	2,041	-	-	
<u>\$ -</u>	<u>\$ 2,041</u>	<u>\$ 702,041</u>	<u>\$ 636,224</u>	<u>\$ 65,817</u>	<u>\$ -</u>	
\$ -	\$ -	\$ 205,000	\$ 205,000	\$ -	\$ -	
<u>\$ -</u>	<u>\$ -</u>	<u>\$ 205,000</u>	<u>\$ 205,000</u>	<u>\$ -</u>	<u>\$ -</u>	
\$ -	\$ 539,000	\$ 3,990,500	\$ 3,990,500	\$ -	\$ -	
<u>\$ -</u>	<u>\$ 539,000</u>	<u>\$ 3,990,500</u>	<u>\$ 3,990,500</u>	<u>\$ -</u>	<u>\$ -</u>	
\$ -	\$ 616	\$ 616	\$ 616	\$ -	\$ -	
-	2,000	2,719,700	2,666,381	53,319	-	
-	-	410,000	410,000	-	-	
<u>\$ -</u>	<u>\$ 2,616</u>	<u>\$ 3,130,316</u>	<u>\$ 3,076,997</u>	<u>\$ 53,319</u>	<u>\$ -</u>	
\$ -	\$ -	\$ 2,301,000	\$ -	\$ -	\$ 2,301,000	
-	-	410,000	-	-	410,000	
<u>\$ -</u>	<u>\$ -</u>	<u>\$ 2,711,000</u>	<u>\$ -</u>	<u>\$ -</u>	<u>\$ 2,711,000</u>	
\$ -	\$ 300	\$ 1,047,800	\$ -	\$ -	\$ 1,047,800	
-	-	302,193	302,193	-	-	
-	2,300,000	2,300,000	593,365	-	1,706,635	
<u>\$ -</u>	<u>\$ 2,300,300</u>	<u>\$ 3,649,993</u>	<u>\$ 895,558</u>	<u>\$ -</u>	<u>\$ 2,754,435</u>	
\$ -	\$ -	\$ 134,300	\$ 134,300	\$ -	\$ -	
-	9,500	2,802,500	1,401,250	1,401,250	-	
<u>\$ -</u>	<u>\$ 9,500</u>	<u>\$ 2,936,800</u>	<u>\$ 1,535,550</u>	<u>\$ 1,401,250</u>	<u>\$ -</u>	
\$ -	\$ 4,000	\$ 1,349,300	\$ 1,349,300	\$ -	\$ -	
<u>\$ -</u>	<u>\$ 4,000</u>	<u>\$ 1,349,300</u>	<u>\$ 1,349,300</u>	<u>\$ -</u>	<u>\$ -</u>	
<u>\$ 9,573,300</u>	<u>\$ 16,236,657</u>	<u>\$ 362,743,140</u>	<u>\$ 323,043,328</u>	<u>\$ 27,374,550</u>	<u>\$ 12,325,262</u>	
\$ -	\$ 24,403	\$ 24,403	\$ 24,403	\$ -	\$ -	
-	57,403	57,403	57,403	-	-	
-	-	2,230,646	16,623	-	2,214,023	
-	-	1,066,430	-	-	1,066,430	
-	-	2,825,884	116,182	-	2,709,702	
-	-	19,010,848	157,811	-	18,853,037	
-	-	16,106,753	1,170,309	-	14,936,443	
33,120,000	-	33,120,000	5,971,289	-	27,148,711	
-	-	218,920	217,595	1,325	-	
281,700	-	281,700	9,380	-	272,320	
-	(57,000)	1,950,000	1,792,958	157,042	-	
-	60,900	60,900	60,852	48	-	
<u>\$ 33,401,700</u>	<u>\$ 85,706</u>	<u>\$ 76,953,887</u>	<u>\$ 9,594,805</u>	<u>\$ 158,415</u>	<u>\$ 67,200,666</u>	
\$ -	\$ 721,789	\$ 721,789	\$ 721,789	\$ -	\$ -	
-	625,817	625,817	625,817	-	-	

See accompanying notes to financial statements.

**STATE OF ARIZONA
OTHER FUNDS
STATEMENT OF EXPENDITURES - APPROPRIATION TO ACTUAL
BUDGETARY (LEGAL) BASIS
FOR THE YEAR ENDED JUNE 30, 2020**

AGY	BFY	FUND	APCAT	APPROPRIATION NAME	JULY 1, 2019	
					CONTINUING APPROPRIATION AUTHORITY	GENERAL APPROPRIATIONS
DTA	2019	2030	DT57050	ADMIN ADJUSTMENT HIGHWAY DAMAGE RECOVERY ACCOUNT	-	-
DTA	2018	2030	DT58000	ADMIN ADJUSTMENT OPERATING LUMP SUM APPROPRIATION	-	-
DTA	2019	2030	DT58000	ADMIN ADJUSTMENT OPERATING LUMP SUM APPROPRIATION	-	-
DTA	2018	2030	DT55910	ADMIN ADJUSTMENT SAFFORD EQUIPMENT SERVICE SHOP	-	-
DTA	2019	2030	DT57040	ADMIN ADJUSTMENT VEHICLE REPLACEMENT	-	-
DTA	2020	2030	DT58960	ATTORNEY GENERAL LEGAL SERVICES	-	3,623,700
DTA	2020	2030	DT58955	AUTHORIZED THIRD PARTY	-	1,628,100
DTA	2019	2030	DT55980	BUILDING RENEWAL	3,639,154	-
DTA	2020	2030	DT55980	BUILDING RENEWAL	-	-
DTA	2020	2030	DT59607	DRIVER SAFETY & LIVESTOCK CONTROL	-	800,000
DTA	2018	2030	DT59609	FLAGSTAFF BUILDING EQUIPMENT	1,977,195	-
DTA	2020	2030	DT57050	HIGHWAY DAMAGE RECOVERY ACCOUNT	-	8,000,000
DTA	2016	2030	DT58170	HIGHWAY MAINTENANCE	1,562	-
DTA	2017	2030	DT58170	HIGHWAY MAINTENANCE	10,161	-
DTA	2018	2030	DT58170	HIGHWAY MAINTENANCE	7	-
DTA	2019	2030	DT58170	HIGHWAY MAINTENANCE	27,809,486	-
DTA	2020	2030	DT58170	HIGHWAY MAINTENANCE	-	140,933,000
DTA	2017	2030	DT59603	INTERSTATE 10 PROJECTS	11,871,735	-
DTA	2020	2030	DT55950	INTERSTATE 17 EXPANSION	-	-
DTA	2019	2030	DT57020	KEAMS CANYON	1,790,000	-
DTA	2019	2030	DT57030	KINGMAN MATERIALS LAB	2,250,000	-
DTA	2020	2030	DT58000	OPERATING LUMP SUM APPROPRIATION	-	197,716,400
DTA	2020	2030	DT55925	PREVENTIVE SURFACE TREATMENTS	-	36,142,000
DTA	2020	2030	DT55930	SELIGMAN AND WILLIAMS MAINTENANCE BLDG	-	-
DTA	2019	2030	DT57025	SPREADER RACK BAYS	1,605,199	-
DTA	2016	2030	DT58260	STATEWIDE HIGHWAY CONSTRUCTION	90,063,634	-
DTA	2018	2030	DT58260	STATEWIDE HIGHWAY CONSTRUCTION	184,887,798	-
DTA	2019	2030	DT58260	STATEWIDE HIGHWAY CONSTRUCTION	220,034,015	-
DTA	2020	2030	DT58260	STATEWIDE HIGHWAY CONSTRUCTION	-	-
DTA	2020	2030	DT57040	VEHICLE REPLACEMENT	-	15,300,000
DTA	2014	2030	DT55890	VEHICLE WASH SYSTEM	22,647	-
DTA	2015	2030	DT55890	VEHICLE WASH SYSTEM	121,804	-
DTA	2020	2030	DT55940	WICKENBURG MAINTENANCE BLDG	-	-
TOTAL STATE HIGHWAY FUND					\$ 546,084,396	\$ 404,143,200
DTA	2019	2071	DT59340	ADMIN ADJUSTMENT VEHICLES AND HEAVY EQUIPMENT	\$ -	\$ -
DTA	2020	2071	DT59340	VEHICLES AND HEAVY EQUIPMENT	-	18,609,300
TOTAL TRANSPORTATION DEPARTMENT EQUIPMENT FUND					\$ -	\$ 18,609,300
DTA	2019	2108	DT58000	ADMIN ADJUSTMENT OPERATING LUMP SUM APPROPRIATION	\$ -	\$ -
DTA	2019	2108	DT58170	HIGHWAY MAINTENANCE	300,685	-
DTA	2020	2108	DT58170	HIGHWAY MAINTENANCE	-	560,000
DTA	2020	2108	DT58000	OPERATING LUMP SUM APPROPRIATION	-	322,000
TOTAL SAFETY ENFORCE AND TRANS INFRASTRUCTURE FUND					\$ 300,685	\$ 882,000
DTA	2020	2208	DT58000	OPERATING LUMP SUM APPROPRIATION	\$ -	\$ 320,000
TOTAL IGNITION INTERLOCK DEVICE FUND					\$ -	\$ 320,000
DTA	2020	2226	DT58000	OPERATING LUMP SUM APPROPRIATION	\$ -	\$ 324,100
TOTAL AIR QUALITY FUND					\$ -	\$ 324,100
DTA	2020	2272	DT58955	AUTHORIZED THIRD PARTY	\$ -	\$ 87,700
DTA	2020	2272	DT58000	OPERATING LUMP SUM APPROPRIATION	-	1,974,900
TOTAL VEHICLE INSPECTION AND CERTIFICATE OF TITLE ENFORCEMENT FUND					\$ -	\$ 2,062,600
DTA	2019	2285	DT58000	ADMIN ADJUSTMENT OPERATING LUMP SUM APPROPRIATION	\$ -	\$ -
DTA	2020	2285	DT58955	AUTHORIZED THIRD PARTY	-	99,400

See accompanying notes to financial statements.

CAPITAL OUTLAY APPROPRIATIONS	SUPPLEMENTAL APPROPRIATIONS, MID-YEAR		NET APPROPRIATIONS	EXPENDITURES	LAPSED APPROPRIATION AUTHORITY	JUNE 30, 2020 CONTINUING APPROPRIATION AUTHORITY
	REVERSIONS AND ADJUSTMENTS					
-	78,350	78,350	78,350	78,350	-	-
-	18	18	18	18	-	-
-	8,871,894	8,871,894	8,871,894	8,871,894	-	-
-	1,691,483	1,691,483	1,691,483	1,691,483	-	-
-	1,014,032	1,014,032	1,014,032	1,014,032	-	-
-	-	3,623,700	3,623,700	3,577,700	46,000	-
-	5,200	1,633,300	1,633,300	1,609,477	23,823	-
-	-	3,639,154	3,639,154	3,635,912	3,242	-
13,000,000	-	13,000,000	13,000,000	4,557,897	-	8,442,103
-	-	800,000	800,000	643,130	156,870	-
-	-	1,977,195	1,977,195	1,850,368	126,827	-
-	-	8,000,000	8,000,000	8,000,000	-	-
-	-	1,562	1,562	-	1,535	27
-	-	10,161	10,161	46	10,116	-
-	-	7	7	-	7	-
-	(870,200)	26,939,286	26,939,286	25,844,922	22,368	1,071,996
-	(3,374,700)	137,558,300	137,558,300	120,763,698	-	16,794,602
-	-	11,871,735	11,871,735	7,823,781	-	4,047,953
40,000,000	-	40,000,000	40,000,000	-	-	40,000,000
-	-	1,790,000	1,790,000	132,227	1,657,773	-
-	-	2,250,000	2,250,000	153,905	2,096,095	-
-	4,811,700	202,528,100	202,528,100	179,584,709	22,943,391	-
-	-	36,142,000	36,142,000	27,800,581	8,341,419	-
2,300,000	-	2,300,000	2,300,000	520	-	2,299,480
-	-	1,605,199	1,605,199	1,605,199	-	-
-	-	90,063,634	90,063,634	-	90,063,634	-
-	-	184,887,798	184,887,798	-	-	184,887,798
-	-	220,034,015	220,034,015	-	-	220,034,015
393,432,000	-	393,432,000	393,432,000	141,291,660	-	252,140,340
-	-	15,300,000	15,300,000	12,992,003	2,307,997	-
-	-	22,647	22,647	22,647	-	-
-	-	121,804	121,804	121,804	-	-
4,600,000	-	4,600,000	4,600,000	291,318	-	4,308,682
\$ 453,332,000	\$ 13,575,382	\$ 1,417,134,978	\$ 1,417,134,978	\$ 555,306,885	\$ 127,801,097	\$ 734,026,996
\$ -	\$ 648,117	\$ 648,117	\$ 648,117	\$ 648,117	\$ -	\$ -
-	45,500	18,654,800	18,654,800	17,540,889	1,113,911	-
\$ -	\$ 693,617	\$ 19,302,917	\$ 19,302,917	\$ 18,189,007	\$ 1,113,911	\$ -
\$ -	\$ 1,313	\$ 1,313	\$ 1,313	\$ 1,313	\$ -	\$ -
-	-	300,685	300,685	278,685	22,000	-
-	-	560,000	560,000	560,000	-	-
-	(1,500)	320,500	320,500	196,083	124,417	-
\$ -	\$ (187)	\$ 1,182,497	\$ 1,182,497	\$ 1,036,080	\$ 146,417	\$ -
\$ -	\$ 300	\$ 320,300	\$ 320,300	\$ 315,281	\$ 5,019	\$ -
\$ -	\$ 300	\$ 320,300	\$ 320,300	\$ 315,281	\$ 5,019	\$ -
\$ -	\$ 100	\$ 324,200	\$ 324,200	\$ 281,023	\$ 43,177	\$ -
\$ -	\$ 100	\$ 324,200	\$ 324,200	\$ 281,023	\$ 43,177	\$ -
\$ -	\$ 100	\$ 87,800	\$ 87,800	\$ 87,627	\$ 173	\$ -
-	5,300	1,980,200	1,980,200	1,401,342	578,858	-
\$ -	\$ 5,400	\$ 2,068,000	\$ 2,068,000	\$ 1,488,969	\$ 579,031	\$ -
\$ -	\$ 3,047	\$ 3,047	\$ 3,047	\$ 3,047	\$ -	\$ -
-	200	99,600	99,600	95,354	4,246	-

See accompanying notes to financial statements.

**STATE OF ARIZONA
OTHER FUNDS
STATEMENT OF EXPENDITURES - APPROPRIATION TO ACTUAL
BUDGETARY (LEGAL) BASIS
FOR THE YEAR ENDED JUNE 30, 2020**

AGY	BFY	FUND	APCAT	APPROPRIATION NAME	JULY 1, 2019	
					CONTINUING APPROPRIATION AUTHORITY	GENERAL APPROPRIATIONS
DTA	2020	2285	DT58000	OPERATING LUMP SUM APPROPRIATION	-	2,572,700
TOTAL MOTOR VEHICLE LIABILITY INSURANCE ENFORCEMENT FUND					\$ -	\$ 2,672,100
DTA	2020	2566	DT2005	FEASIBILITY STUDY BUSINESS ONE-STOP WEB PORTAL AZ DEPT ADMIN	-	160,000
TOTAL AUTOMATION PROJECTS FUND					\$ -	\$ 160,000
DTA	2019	3113	DT58000	ADMIN ADJUSTMENT OPERATING LUMP SUM APPROPRIATION	-	-
DTA	2020	3113	DT58955	AUTHORIZED THIRD PARTY	-	198,500
DTA	2020	3113	DT58000	OPERATING LUMP SUM APPROPRIATION	-	455,900
TOTAL ARIZONA HIGHWAY USER REVENUE FUND					\$ -	\$ 654,400
TOTAL TRANSPORTATION					\$ 587,844,561	\$ 431,834,700
NATURAL RESOURCES						
ARIZONA GAME AND FISH DEPARTMENT						
GFA	2019	2027	GF71001	ADMIN ADJUSTMENT OPERATING LUMP SUM APPROPRIATION	-	-
GFA	2019	2027	GF07584	BUILDING RENEWAL	573,078	-
GFA	2020	2027	GF07584	BUILDING RENEWAL	-	-
GFA	2020	2027	GF71001	OPERATING LUMP SUM APPROPRIATION	-	33,500,300
GFA	2020	2027	GF01051	PITTMAN-ROBERTSON-DINGELL-JOHNSON ACT	-	3,058,000
TOTAL GAME AND FISH FUND					\$ 573,078	\$ 36,558,300
GFA	2019	2079	GF71001	ADMIN ADJUSTMENT OPERATING LUMP SUM APPROPRIATION	-	-
GFA	2019	2079	GF02604	ADMIN ADJUSTMENT WATERCRAFT GRANT PROGRAM	-	-
GFA	2020	2079	GF71001	OPERATING LUMP SUM APPROPRIATION	-	4,829,700
TOTAL WATERCRAFT LICENSING FUND					\$ -	\$ 4,829,700
GFA	2020	2127	GF71001	OPERATING LUMP SUM APPROPRIATION	-	347,200
TOTAL GAME NON GAME FISH AND ENDANGERED SPECIES FUND					\$ -	\$ 347,200
GFA	2019	2203	GF03056	DAM MAINTENANCE	50,000	-
GFA	2020	2203	GF03056	DAM MAINTENANCE	-	-
GFA	2020	2203	GF03057	HATCHERY MAINTENANCE CIP FUND	-	-
GFA	2020	2203	GF71001	OPERATING LUMP SUM APPROPRIATION	-	1,001,200
GFA	2019	2203	GF03055	PROPERTY MAINTENANCE	75,001	-
GFA	2020	2203	GF03055	PROPERTY MAINTENANCE	-	-
TOTAL CAPITAL IMPROVEMENT FUND					\$ 125,001	\$ 1,001,200
GFA	2020	2279	GF71001	OPERATING LUMP SUM APPROPRIATION	-	16,200
GFA	2020	2279	AA99999	SWEEPS	-	-
TOTAL WILDLIFE ENDOWMENT FUND					\$ -	\$ 16,200
DEPARTMENT OF LAND						
LDA	2020	2274	LD22081	NATURAL RESOURCE CONSERVATION DISTRICTS	-	230,600
LDA	2020	2274	LD22061	NRCD ED CENTERS	-	30,000
TOTAL ENVIRONMENTAL SPECIAL PLATE FUND					\$ -	\$ 260,600
LDA	2019	2526	LD22301	ADMIN ADJUSTMENT DUE DILIGENCE FUND	-	-
LDA	2020	2526	LD22301	DUE DILIGENCE FUND	-	500,000
TOTAL DUE DILIGENCE FUND					\$ -	\$ 500,000
LDA	2019	3146	LD10001	ADMIN ADJUSTMENT OPERATING LUMP SUM APPROPRIATION	-	-
LDA	2020	3146	LD23001	FIRE SUPPRESSION	-	800,000
LDA	2020	3146	LD10001	OPERATING LUMP SUM APPROPRIATION	-	6,488,200
TOTAL TRUST LAND MANAGEMENT FUND					\$ -	\$ 7,288,200

See accompanying notes to financial statements.

CAPITAL OUTLAY APPROPRIATIONS	SUPPLEMENTAL APPROPRIATIONS, MID-YEAR		NET APPROPRIATIONS	EXPENDITURES	LAPSED APPROPRIATION AUTHORITY	JUNE 30, 2020 CONTINUING APPROPRIATION AUTHORITY
	REVERSIONS AND ADJUSTMENTS					
-	2,900	2,575,600	1,944,243	631,357	-	
\$ -	\$ 6,147	\$ 2,678,247	\$ 2,042,644	\$ 635,603	\$ -	
-	-	160,000	160,000	-	-	
\$ -	\$ -	\$ 160,000	\$ 160,000	\$ -	\$ -	
-	347	347	347	-	-	
-	1,000	199,500	196,008	3,492	-	
-	2,600	458,500	344,887	113,613	-	
\$ -	\$ 3,947	\$ 658,347	\$ 541,242	\$ 117,105	\$ -	
\$ 486,733,700	\$ 14,370,412	\$ 1,520,783,373	\$ 588,955,935	\$ 130,599,775	\$ 801,227,663	
-	250,490	250,490	250,490	-	-	
-	-	573,078	272,860	300,218	-	
1,043,700	-	1,043,700	962,017	-	81,683	
-	1,200,300	34,700,600	29,691,578	5,009,022	-	
-	-	3,058,000	3,058,000	-	-	
\$ 1,043,700	\$ 1,450,790	\$ 39,625,868	\$ 34,234,946	\$ 5,309,240	\$ 81,683	
-	15,647	15,647	15,647	-	-	
-	109,640	109,640	109,640	-	-	
-	25,700	4,855,400	3,129,531	1,725,869	-	
\$ -	\$ 150,987	\$ 4,980,687	\$ 3,254,818	\$ 1,725,869	\$ -	
-	500	347,700	170,438	177,262	-	
\$ -	\$ 500	\$ 347,700	\$ 170,438	\$ 177,262	\$ -	
-	-	50,000	-	50,000	-	
150,000	-	150,000	50,000	-	100,000	
400,000	-	400,000	398,206	-	1,794	
-	-	1,001,200	1,001,199	1	-	
-	-	75,001	23,421	51,580	-	
300,000	-	300,000	299,366	-	634	
\$ 850,000	\$ -	\$ 1,976,201	\$ 1,772,193	\$ 101,581	\$ 102,428	
-	-	16,200	-	16,200	-	
-	141,453	141,453	141,453	-	-	
\$ -	\$ 141,453	\$ 157,653	\$ 141,453	\$ 16,200	\$ -	
-	-	230,600	122,473	108,127	-	
-	-	30,000	28,224	1,776	-	
\$ -	\$ -	\$ 260,600	\$ 150,697	\$ 109,903	\$ -	
-	1,200	1,200	1,200	-	-	
-	-	500,000	135,468	364,532	-	
\$ -	\$ 1,200	\$ 501,200	\$ 136,668	\$ 364,532	\$ -	
-	145,834	145,834	145,834	-	-	
-	-	800,000	800,000	-	-	
-	(6,500)	6,481,700	5,719,342	762,358	-	
\$ -	\$ 139,334	\$ 7,427,534	\$ 6,665,176	\$ 762,358	\$ -	

See accompanying notes to financial statements.

**STATE OF ARIZONA
OTHER FUNDS
STATEMENT OF EXPENDITURES - APPROPRIATION TO ACTUAL
BUDGETARY (LEGAL) BASIS
FOR THE YEAR ENDED JUNE 30, 2020**

AGY	BFY	FUND	APCAT	APPROPRIATION NAME	JULY 1, 2019 CONTINUING APPROPRIATION AUTHORITY	GENERAL APPROPRIATIONS
ARIZONA NAVIGABLE STREAM ADJUDICATION COMMISSION						
NSA	2019	2110	NS10000	ADMIN ADJUSTMENT OPERATING LUMP SUM APPROPRIATION	\$ -	\$ -
NSA	2020	2110	NS10000	OPERATING LUMP SUM APPROPRIATION	-	200,000
TOTAL ARIZONA WATER BANKING FUND					<u>\$ -</u>	<u>\$ 200,000</u>
ARIZONA STATE PARKS BOARD						
PRA	2020	2105	PR72747	SLIF BUCKSKIN MARINE FIRE EQUIPMENT	\$ -	\$ 225,000
TOTAL STATE LAKE IMPROVEMENT FUND					<u>\$ -</u>	<u>\$ 225,000</u>
PRA	2019	2202	PR22100	ADMIN ADJUSTMENT KARTCHNER CAVERNS STATE PARK	\$ -	\$ -
PRA	2019	2202	PR91000	ADMIN ADJUSTMENT OPERATING LUMP SUM APPROPRIATION	-	-
PRA	2020	2202	PR91250	ARIZONA TRAIL	-	250,000
PRA	2020	2202	PR22100	KARTCHNER CAVERNS STATE PARK	-	2,245,700
PRA	2020	2202	PR91000	OPERATING LUMP SUM APPROPRIATION	-	13,217,800
PRA	2019	2202	PR28120	ORACLE STATE PARK CAPITAL IMPROVEMENTS	4,000,000	-
PRA	2014	2202	PR28000	SPRF BSF STATE PARKS CAPITAL IMPROVEMENT	20,016	-
PRA	2015	2202	PR28000	SPRF BSF STATE PARKS CAPITAL IMPROVEMENT	502,357	-
PRA	2018	2202	PR28000	SPRF BSF STATE PARKS CAPITAL IMPROVEMENT	126,783	-
PRA	2019	2202	PR28000	SPRF BSF STATE PARKS CAPITAL IMPROVEMENT	1,819,415	-
PRA	2019	2202	PR28110	SPRF BUCKSKIN MOUNTAIN STATE PARK CAPITAL IMPROVEMENTS	1,500,000	-
PRA	2018	2202	PR28100	SPRF ROCKIN' RIVER RANCH CAPITAL DEVELOPMENT	3,524,606	-
PRA	2020	2202	PR28130	TONTO NATURAL BRIDGE STATE PARK	-	-
TOTAL STATE PARKS REVENUE FUND					<u>\$ 11,493,177</u>	<u>\$ 15,713,500</u>
PRA	2020	2253	PR54000	GREAT WESTERN TRAIL	\$ -	\$ 692,100
TOTAL OFF-HIGHWAY VEHICLE RECREATION FUND					<u>\$ -</u>	<u>\$ 692,100</u>
DEPARTMENT OF WATER RESOURCES						
WCA	2020	2110	WC20000	OPERATING LUMP SUM APPROPRIATION	\$ -	\$ 1,212,200
TOTAL ARIZONA WATER BANKING FUND					<u>\$ -</u>	<u>\$ 1,212,200</u>
WCA	2019	2398	WC20000	ADMIN ADJUSTMENT OPERATING LUMP SUM APPROPRIATION	\$ -	\$ -
WCA	2018	2398	WC20910	LOWER COLORADO RIVER LITIGATION EXPENSES	479,328	-
WCA	2019	2398	WC20910	LOWER COLORADO RIVER LITIGATION EXPENSES	301,517	-
WCA	2020	2398	WC20910	LOWER COLORADO RIVER LITIGATION EXPENSES	-	500,000
WCA	2020	2398	WC20000	OPERATING LUMP SUM APPROPRIATION	-	446,400
TOTAL WATER RESOURCES FUND					<u>\$ 780,845</u>	<u>\$ 946,400</u>
WCA	2020	2509	WC20410	ASSURED - ADEQUATE WATER SUPPLY ADMIN	\$ -	\$ 268,500
TOTAL ASSURED AND ADEQUATE WATER SUPPLY ADMIN FUND					<u>\$ -</u>	<u>\$ 268,500</u>
TOTAL NATURAL RESOURCES					<u>\$ 12,972,101</u>	<u>\$ 70,059,100</u>
TOTAL OTHER FUNDS					<u>\$ 732,380,127</u>	<u>\$ 18,132,267,262</u>

See accompanying notes to financial statements.

CAPITAL OUTLAY APPROPRIATIONS	SUPPLEMENTAL APPROPRIATIONS, MID-YEAR REVERSIONS AND ADJUSTMENTS	NET APPROPRIATIONS	EXPENDITURES	LAPSED APPROPRIATION AUTHORITY	JUNE 30, 2020 CONTINUING APPROPRIATION AUTHORITY
\$ -	\$ 76,109	\$ 76,109	\$ 76,109	\$ -	\$ -
-	-	200,000	47,227	152,773	-
<u>\$ -</u>	<u>\$ 76,109</u>	<u>\$ 276,109</u>	<u>\$ 123,336</u>	<u>\$ 152,773</u>	<u>\$ -</u>
\$ -	\$ -	\$ 225,000	\$ 225,000	\$ -	\$ -
<u>\$ -</u>	<u>\$ -</u>	<u>\$ 225,000</u>	<u>\$ 225,000</u>	<u>\$ -</u>	<u>\$ -</u>
\$ -	\$ 170,437	\$ 170,437	\$ 170,437	\$ -	\$ -
-	1,174,216	1,174,216	1,174,216	-	-
-	-	250,000	74,579	175,421	-
-	51,000	2,296,700	2,199,264	97,436	-
-	366,799	13,584,599	13,176,702	407,898	-
-	-	4,000,000	75,500	3,924,500	-
-	-	20,016	20,016	-	-
-	-	502,357	105,480	-	396,877
-	-	126,783	109,054	17,730	-
-	-	1,819,415	1,172,557	646,858	-
-	-	1,500,000	77,322	1,422,678	-
-	-	3,524,606	74,957	3,449,649	-
1,250,000	-	1,250,000	1,250,000	-	-
<u>\$ 1,250,000</u>	<u>\$ 1,762,453</u>	<u>\$ 30,219,129</u>	<u>\$ 19,680,083</u>	<u>\$ 10,142,170</u>	<u>\$ 396,877</u>
\$ -	\$ -	\$ 692,100	\$ -	\$ 692,100	\$ -
<u>\$ -</u>	<u>\$ -</u>	<u>\$ 692,100</u>	<u>\$ -</u>	<u>\$ 692,100</u>	<u>\$ -</u>
\$ -	\$ -	\$ 1,212,200	\$ 839,100	\$ 373,100	\$ -
<u>\$ -</u>	<u>\$ -</u>	<u>\$ 1,212,200</u>	<u>\$ 839,100</u>	<u>\$ 373,100</u>	<u>\$ -</u>
\$ -	\$ 3,428	\$ 3,428	\$ 3,428	\$ -	\$ -
-	-	479,328	-	-	479,328
-	-	301,517	14,450	-	287,067
-	-	500,000	118,701	-	381,299
-	17,300	463,700	444,518	19,182	-
<u>\$ -</u>	<u>\$ 20,728</u>	<u>\$ 1,747,972</u>	<u>\$ 581,097</u>	<u>\$ 19,182</u>	<u>\$ 1,147,693</u>
\$ -	\$ 100	\$ 268,600	\$ 266,730	\$ 1,870	\$ -
<u>\$ -</u>	<u>\$ 100</u>	<u>\$ 268,600</u>	<u>\$ 266,730</u>	<u>\$ 1,870</u>	<u>\$ -</u>
<u>\$ 3,143,700</u>	<u>\$ 3,743,653</u>	<u>\$ 89,918,554</u>	<u>\$ 68,241,734</u>	<u>\$ 19,948,139</u>	<u>\$ 1,728,681</u>
<u>\$ 502,698,800</u>	<u>\$ 1,428,761,239</u>	<u>\$ 20,796,107,429</u>	<u>\$ 16,712,154,144</u>	<u>\$ 3,166,350,251</u>	<u>\$ 917,603,034</u>

See accompanying notes to financial statements.

**THIS PAGE INTENTIONALLY
LEFT BLANK**

STATE OF ARIZONA
STATEMENT OF REVENUES, EXPENDITURES AND CHANGES IN FUND BALANCE
BUDGETARY (LEGAL) BASIS
FOR THE YEAR ENDED JUNE 30, 2020

AGY	FUND	APPROPRIATION NAME	FUND BALANCE JULY 1, 2019	REVENUES AND TRANSFERS IN	EXPENDITURES AND TRANSFERS OUT	FUND BALANCE JUNE 30, 2020
GENERAL GOVERNMENT						
DEPARTMENT OF ADMINISTRATION						
CREDIT CARD INCENTIVES AND REBATE CLEARING FUND						
AAA	AA2601	NON-APPROPRIATED - GENERAL		\$ 205,111.73	\$ -	
AAA	AA2602	NON-APPROPRIATED - GENERAL		307,809.22	274,155.24	
	TOTAL FUND		\$ 948,670.63	\$ 512,920.95	\$ 274,155.24	\$ 1,187,436.34
STATE CHARITABLE PENAL REFORMATORY INSTITUTIONS LAND FUND						
AAA	AA3141	APPROPRIATED ACTIVITY		\$ 500,000.00	\$ 500,000.00	
	TOTAL FUND		\$ -	\$ 500,000.00	\$ 500,000.00	\$ -
CERTIFICATE OF PARTICIPATION FUND						
AAA	AA5005	2015 DEBT SERVICE		\$ 8,715,600.00	\$ 14,891,500.97	
AAA	AA5005	2016 DEBT SERVICE		17,466,700.00	17,435,763.83	
AAA	AA5005	2019A REFUNDING 2010A STATE BLDGS FINANCING		17,781,300.00	15,643,506.86	
AAA	AA5005	FORENSIC UNIT		3,047,700.00	2,211,751.17	
AAA	AA5005	NON-APPROPRIATED - GENERAL		66,105,526.71	65,483,917.72	
AAA	AA5005	PRISON PROJECT		15,712,600.00	11,402,654.27	
AAA	AA5005	PRISON WATER PROJ		641,400.00	465,454.64	
	TOTAL FUND		\$ 7,465,524.60	\$ 129,470,826.71	\$ 127,534,549.46	\$ 9,401,801.85
STATE LOTTERY REVENUE BOND DEBT SERVICE FUND						
AAA	AA5040	NON-APPROPRIATED - GENERAL		\$ 38,360,212.80	\$ 34,582,460.02	
	TOTAL FUND		\$ -	\$ 38,360,212.80	\$ 34,582,460.02	\$ 3,777,752.78
STATEWIDE PAYROLL FUND						
AAA	AA9230	GARNISHMENT ADMINISTRATION		\$ 96,222.20	\$ 28,981.30	
AAA	AA9240	CLEARING ACCOUNTS		(340.33)	-	
AAA	AA9240	RETIREMENT ALTERNATIVE RATE CONTRIBUTION		2,781.70	-	
	TOTAL FUND		\$ 68,633.61	\$ 98,663.57	\$ 28,981.30	\$ 138,315.88
EXCESS BENEFIT ARRANGEMENT FUND						
AAA	AA9350	EXCESS BENEFIT ARRANGEMENT		\$ 7,492.00	\$ 7,492.00	
	TOTAL FUND		\$ -	\$ 7,492.00	\$ 7,492.00	\$ -
CAPITAL OUTLAY STABILIZATION FUND						
DEPARTMENT OF ADMINISTRATION						
ADA	AD1600	APPROPRIATED ACTIVITY		\$ -	\$ 27,703,860.54	
ADA	AD1600	REVENUES AND RECEIVABLE		32,535,991.42	-	
	TOTAL AGENCY			\$ 32,535,991.42	\$ 27,703,860.54	
DEPARTMENT OF HEALTH SERVICES						
HSA	HS1600	APPROPRIATED ACTIVITY		\$ -	\$ 8,247.85	
	TOTAL AGENCY			\$ -	\$ 8,247.85	
	TOTAL FUND		\$ 17,461,643.67	\$ 32,535,991.42	\$ 27,712,108.39	\$ 22,285,526.70
PERSONNEL DIVISION FUND						
ADA	AD1107	APPROPRIATED ACTIVITY		\$ -	\$ 12,820,580.32	
ADA	AD1107	OTHER EXPENDITURE ACTIVITY		-	87,448.27	
ADA	AD1107	REVENUES AND RECEIVABLE		14,311,421.38	-	
	TOTAL FUND		\$ 2,478,790.44	\$ 14,311,421.38	\$ 12,908,028.59	\$ 3,882,183.23
FEDERAL GRANT FUND						
ADA	AD2000	GRANTS		\$ 704,124.52	\$ 870,545.41	
ADA	AD2001	ADOA FEDERAL GRANTS		231,114.43	230,998.69	
	TOTAL FUND		\$ 168,064.45	\$ 935,238.95	\$ 1,101,544.10	\$ 1,759.30
STATEWIDE DONATIONS FUND						
ADA	AD2025	DONATIONS		\$ 8,822.09	\$ 8,778.43	
	TOTAL FUND		\$ 5,637.28	\$ 8,822.09	\$ 8,778.43	\$ 5,680.94
INFORMATION TECHNOLOGY FUND						
ADA	AD2152	APPROPRIATED ACTIVITY		\$ -	\$ 7,333,617.05	
ADA	AD2152	EXPENDITURE OFFSET		-	(6,189.17)	

See accompanying notes to financial statements.

STATE OF ARIZONA
STATEMENT OF REVENUES, EXPENDITURES AND CHANGES IN FUND BALANCE
BUDGETARY (LEGAL) BASIS
FOR THE YEAR ENDED JUNE 30, 2020

AGY	FUND	APPROPRIATION NAME	FUND BALANCE JULY 1, 2019	REVENUES AND TRANSFERS IN	EXPENDITURES AND TRANSFERS OUT	FUND BALANCE JUNE 30, 2020
ADA	AD2152	OTHER EXPENDITURE ACTIVITY		-	7,726.82	
ADA	AD2152	REVENUES AND RECEIVABLE		8,637,245.54	-	
	TOTAL FUND		\$ 4,069,173.48	\$ 8,637,245.54	\$ 7,335,154.70	\$ 5,371,264.32
EMERGENCY TELECOM SERVICES REVOLVING FUND						
ADA	AD2176	911 EMERGENCY TELECOMMUNICATION		\$ 18,691,750.36	\$ 11,554,425.63	
ADA	AD2177	911 EMERGENCY TELECOMMUNICATION		23,366.73	43,318.34	
	TOTAL FUND		\$ 11,221,632.25	\$ 18,715,117.09	\$ 11,597,743.97	\$ 18,339,005.37
AIR QUALITY FUND						
ADA	AD2226	APPROPRIATED ACTIVITY		\$ -	\$ 535,105.23	
ADA	AD2226	REVENUES AND RECEIVABLE		655,265.27	-	
	TOTAL FUND		\$ 1,275,041.98	\$ 655,265.27	\$ 535,105.23	\$ 1,395,202.02
STATE EMPLOYEE TRAVEL REDUCTION FUND						
ADA	AD2261	TRAVEL REDUCTION MAG		\$ 552,346.30	\$ 582,641.07	
	TOTAL FUND		\$ 642,303.28	\$ 552,346.30	\$ 582,641.07	\$ 612,008.51
STATE MONUMENT AND MEMORIAL REPAIR FUND						
ADA	AD2338	APPROPRIATED ACTIVITY		\$ (21,422.91)	\$ (21,422.91)	
ADA	AD2338	STATE MONUMENT AND MEMORIAL REPAIR FUND		43,320.97	-	
	TOTAL FUND		\$ 194,200.00	\$ 21,898.06	\$ (21,422.91)	\$ 237,520.97
STATE TRAFFIC AND PARKING CONTROL FUND						
ADA	AD2453	STATE TRAFFIC AND PARKING CONTROL FUND		\$ -	\$ 112.75	
	TOTAL FUND		\$ 4,244.70	\$ -	\$ 112.75	\$ 4,131.95
INTERGOVERNMENTAL AND INTERAGENCY SERVICE AGREEMENT FUND						
ADA	AD2500	ARIZONA STATE HOSPITAL ISA		\$ 1,598,149.00	\$ 1,746,322.26	
ADA	AD2500	CHIEF PROCUREMENT OFFICER		1,220,409.61	1,216,370.81	
ADA	AD2500	EMPLOYEE BUS PAYMENTS		382,322.50	420,633.90	
ADA	AD2500	GSD ISAS		3,168,308.41	9,857,890.43	
ADA	AD2500	ISA		3,419,806.97	3,870,168.56	
ADA	AD2599	TRANSPARENCY WEBSITE		29,000.00	27,391.19	
	TOTAL FUND		\$ 14,306,989.26	\$ 9,817,996.49	\$ 17,138,777.15	\$ 6,986,208.60
ADOA SPECIAL EVENTS FUND						
ADA	AD2503	SPECIAL EVENTS CONFERENCE ROOM SET UP		\$ 18,013.27	\$ 22,088.34	
	TOTAL FUND		\$ 4,252.10	\$ 18,013.27	\$ 22,088.34	\$ 177.03
STATE WEB PORTAL FUND						
ADA	AD2531	APPROPRIATED ACTIVITY		\$ -	\$ 6,188,172.08	
ADA	AD2531	OTHER EXPENDITURE ACTIVITY		-	(12.79)	
ADA	AD2531	REVENUES AND RECEIVABLE		7,602,057.32	-	
	TOTAL FUND		\$ 7,077,928.19	\$ 7,602,057.32	\$ 6,188,159.29	\$ 8,491,826.22
AUTOMATION PROJECTS FUND						
ADA	AD2566	APPROPRIATED ACTIVITY		\$ 9,736.63	\$ 20,987,304.16	
ADA	AD2566	AUTOMATION PROJECTS FUND		17,311,000.00	-	
	TOTAL FUND		\$ 16,975,549.83	\$ 17,320,736.63	\$ 20,987,304.16	\$ 13,308,982.30
CREDIT CARD CLEARING FUND						
ADA	AD2600	CREDIT CARD CLEARING		\$ (48.54)	\$ -	
	TOTAL FUND		\$ 233.18	\$ (48.54)	\$ -	\$ 184.64
SPECIAL EMPLOYEE HEALTH INS TRUST FUND						
ADA	AD3015	APPROPRIATED ACTIVITY		\$ -	\$ 5,066,253.17	
ADA	AD3015	EXPENDITURE OFFSET		-	(107,046.94)	
ADA	AD3015	NON APPROPRIATED BENEFITS PROGRAM		858,605,050.53	888,938,980.74	
ADA	AD3015	OTHER EXPENDITURE ACTIVITY		-	10,584.43	
	TOTAL FUND		\$ 118,446,497.56	\$ 858,605,050.53	\$ 893,908,771.40	\$ 83,142,776.69
EMPLOYEE BENEFIT PLAN FUND						
ADA	AD3035	NON APPROPRIATED BENEFITS PROGRAM		\$ 34,742,619.05	\$ 34,534,338.74	
	TOTAL FUND		\$ 1,246,177.55	\$ 34,742,619.05	\$ 34,534,338.74	\$ 1,454,457.86
LEGISLATIVE, EXECUTIVE AND JUDICIAL PUBLIC BUILDINGS LAND FUND						

See accompanying notes to financial statements.

STATE OF ARIZONA
STATEMENT OF REVENUES, EXPENDITURES AND CHANGES IN FUND BALANCE
BUDGETARY (LEGAL) BASIS
FOR THE YEAR ENDED JUNE 30, 2020

AGY	FUND	APPROPRIATION NAME	FUND BALANCE JULY 1, 2019	REVENUES AND TRANSFERS IN	EXPENDITURES AND TRANSFERS OUT	FUND BALANCE JUNE 30, 2020
ADA	AD3127	APPROPRIATED ACTIVITY		\$ -	\$ 1,593,972.57	
ADA	AD3127	REVENUE COLLECTIONS		845,676.35	-	
	TOTAL FUND		\$ 5,779,698.00	\$ 845,676.35	\$ 1,593,972.57	\$ 5,031,401.78
RETIREE ACCUMULATED SICK LEAVE FUND						
ADA	AD3200	RETIREE ACCUMULATED SICK LEAVE		\$ 16,122,424.87	\$ 14,212,859.05	
	TOTAL FUND		\$ 3,502,780.25	\$ 16,122,424.87	\$ 14,212,859.05	\$ 5,412,346.07
CAPITOL MALL CONSOLIDATION FUND						
ADA	AD3211	APPROPRIATED ACTIVITY		\$ -	\$ 1,408,672.07	
	TOTAL FUND		\$ 9,729,181.90	\$ -	\$ 1,408,672.07	\$ 8,320,509.83
CRISIS CONTINGENCY AND SAFETY NET FUND						
ADA	AD3240	CRISIS CONTINGENCY AND SAFETY NET FUND		\$ 2,050,214.00	\$ 631,322.46	
	TOTAL FUND		\$ -	\$ 2,050,214.00	\$ 631,322.46	\$ 1,418,891.54
VW DIESEL EMISSIONS ENVIRONMENTAL MITIGATION TRUST FUND						
ADA	AD3917	VW DIESEL EMISSIONS ENVIRONMENTAL MITIGATION		\$ 20,370,278.00	\$ 35,706,838.01	
	TOTAL FUND		\$ 18,355,736.68	\$ 20,370,278.00	\$ 35,706,838.01	\$ 3,019,176.67
MOTOR VEHICLE POOL REVOLVING FUND						
ADA	AD4204	APPROPRIATED ACTIVITY		\$ 175,044.85	\$ 7,824,353.90	
ADA	AD4204	EXPENDITURE OFFSET		-	(4,170,635.27)	
ADA	AD4204	OTHER EXPENDITURE ACTIVITY		-	2,842,097.36	
ADA	AD4204	REVENUES AND RECEIVABLE		6,598,698.73	-	
	TOTAL FUND		\$ 13,870,048.26	\$ 6,773,743.58	\$ 6,495,815.99	\$ 14,147,975.85
SPECIAL SERVICES REVOLVING FUND						
ADA	AD4208	APPROPRIATED ACTIVITY		\$ 16,882.11	\$ 695,222.03	
ADA	AD4208	EXPENDITURE OFFSET		-	(10,475.00)	
ADA	AD4208	OTHER EXPENDITURE ACTIVITY		-	12,949.09	
ADA	AD4208	SPECIAL SERVICES		1,629,272.79	952,955.76	
	TOTAL FUND		\$ 274,789.35	\$ 1,646,154.90	\$ 1,650,651.88	\$ 270,292.37
CO-OP ST PURCHASING FUND						
ADA	AD4213	EPS CO-OP		\$ 5,099,279.72	\$ 3,156,053.59	
	TOTAL FUND		\$ 2,139,092.57	\$ 5,099,279.72	\$ 3,156,053.59	\$ 4,082,318.70
STATE SURPLUS MATERIALS REVOLVING FUND						
ADA	AD4214	APPROPRIATED ACTIVITY		\$ -	\$ 3,494,612.64	
ADA	AD4214	OTHER EXPENDITURE ACTIVITY		-	34,118.15	
ADA	AD4214	REVENUES AND RECEIVABLE		3,923,494.99	-	
	TOTAL FUND		\$ 1,301,504.96	\$ 3,923,494.99	\$ 3,528,730.79	\$ 1,696,269.16
FEDERAL SURPLUS MATERIALS REVOLVING FUND						
ADA	AD4215	APPROPRIATED ACTIVITY		\$ -	\$ 30,432.10	
ADA	AD4215	REVENUES AND RECEIVABLE		287.93	-	
ADA	AD4215	STATE SURPLUS PROPERTY RECEIVABLES		1,175.95	-	
	TOTAL FUND		\$ 42,961.03	\$ 1,463.88	\$ 30,432.10	\$ 13,992.81
RISK MANAGEMENT FUND						
ADA	AD4216	APPROPRIATED ACTIVITY		\$ 28,790,046.08	\$ 93,879,411.66	
ADA	AD4216	OTHER EXPENDITURE ACTIVITY		-	7,379.42	
ADA	AD4216	REVENUES AND RECEIVABLE		58,555,000.00	-	
	TOTAL FUND		\$ 92,100,227.14	\$ 87,345,046.08	\$ 93,886,791.08	\$ 85,558,482.14
CONSTRUCTION INSURANCE FUND						
ADA	AD4219	CONSTRUCTION INSURANCE PROGRAM		\$ 4,585,129.00	\$ 3,375,830.74	
	TOTAL FUND		\$ 22,489,884.46	\$ 4,585,129.00	\$ 3,375,830.74	\$ 23,699,182.72
ARIZONA FINANCIAL INFORMATION SYSTEM COLLECTIONS FUND						
ADA	AD4220	APPROPRIATED ACTIVITY		\$ -	\$ 9,078,968.32	
ADA	AD4220	REVENUES AND RECEIVABLE		9,418,898.50	-	
	TOTAL FUND		\$ 821,580.69	\$ 9,418,898.50	\$ 9,078,968.32	\$ 1,161,510.87
AUTOMATION OPERATIONS FUND						
ADA	AD4230	APPROPRIATED ACTIVITY		\$ 27,716,296.34	\$ 28,811,268.51	

See accompanying notes to financial statements.

STATE OF ARIZONA
STATEMENT OF REVENUES, EXPENDITURES AND CHANGES IN FUND BALANCE
BUDGETARY (LEGAL) BASIS
FOR THE YEAR ENDED JUNE 30, 2020

AGY	FUND	APPROPRIATION NAME	FUND BALANCE JULY 1, 2019	REVENUES AND TRANSFERS IN	EXPENDITURES AND TRANSFERS OUT	FUND BALANCE JUNE 30, 2020
ADA	AD4230	EXPENDITURE OFFSET		-	(110,842.83)	
ADA	AD4230	OTHER EXPENDITURE ACTIVITY		-	605,102.99	
ADA	AD4230	REVENUES AND RECEIVABLE		27,816.30	-	
	TOTAL FUND		<u>\$ 12,531,912.60</u>	<u>\$ 27,744,112.64</u>	<u>\$ 29,305,528.67</u>	<u>\$ 10,970,496.57</u>
TELECOMMUNICATIONS FUND						
ADA	AD4231	APPROPRIATED ACTIVITY		\$ 28.97	\$ 1,438,362.42	
ADA	AD4231	OTHER EXPENDITURE ACTIVITY		-	9,864.32	
ADA	AD4231	REVENUES AND RECEIVABLE		1,898,000.00	-	
	TOTAL FUND		<u>\$ 928,640.23</u>	<u>\$ 1,898,028.97</u>	<u>\$ 1,448,226.74</u>	<u>\$ 1,378,442.46</u>
OFFICE OF EQUAL OPPORTUNITY						
PERSONNEL DIVISION FUND						
AFA	AF1107	APPROPRIATED ACTIVITY		\$ 190,200.00	\$ 130,832.68	
	TOTAL FUND		<u>\$ 10,852.98</u>	<u>\$ 190,200.00</u>	<u>\$ 130,832.68</u>	<u>\$ 70,220.30</u>
ATTORNEY GENERAL						
FEDERAL GRANT FUND						
AGA	AG2000	NON APPROPRIATED REVENUES AND EXPENDITURES		\$ 7,881,213.83	\$ 8,174,114.90	
	TOTAL FUND		<u>\$ 1,595,950.18</u>	<u>\$ 7,881,213.83</u>	<u>\$ 8,174,114.90</u>	<u>\$ 1,303,049.11</u>
ANTI-RACKETEERING REVOLVING FUND						
AGA	AG2130	NON APPROPRIATED REVENUES AND EXPENDITURES		\$ 1,532,008.57	\$ 1,720,905.94	
AGA	AG2131	NON APPROPRIATED REVENUES AND EXPENDITURES		5,088,823.39	5,677,637.45	
AGA	AG2132	NON APPROPRIATED REVENUES AND EXPENDITURES		81,278.91	-	
	TOTAL FUND		<u>\$ 23,684,417.89</u>	<u>\$ 6,702,110.87</u>	<u>\$ 7,398,543.39</u>	<u>\$ 22,987,985.37</u>
PROSECUTING ATTORNEYS ADVISORY COUNCIL TRAINING FUND						
AGA	AG2361	NON APPROPRIATED REVENUES AND EXPENDITURES		\$ 931,299.12	\$ 927,716.72	
	TOTAL FUND		<u>\$ 85,809.57</u>	<u>\$ 931,299.12</u>	<u>\$ 927,716.72</u>	<u>\$ 89,391.97</u>
ATTORNEY GENERAL CIEF DISTRIBUTIONS FUND						
AGA	AG2362	NON APPROPRIATED REVENUES AND EXPENDITURES		\$ 2,876,980.40	\$ 3,068,335.68	
	TOTAL FUND		<u>\$ 911,051.41</u>	<u>\$ 2,876,980.40</u>	<u>\$ 3,068,335.68</u>	<u>\$ 719,696.13</u>
INTERGOVERNMENTAL AND INTERAGENCY SERVICE AGREEMENT FUND						
AGA	AG2500	NON APPROPRIATED REVENUES AND EXPENDITURES		\$ 28,914,452.27	\$ 28,655,799.98	
	TOTAL FUND		<u>\$ 2,007,403.01</u>	<u>\$ 28,914,452.27</u>	<u>\$ 28,655,799.98</u>	<u>\$ 2,266,055.30</u>
CHILD AND FAMILY ADVOCACY CENTER FUND						
AGA	AG2540	NON APPROPRIATED REVENUES AND EXPENDITURES		\$ 500,000.00	-	
	TOTAL FUND		<u>\$ 100,000.00</u>	<u>\$ 500,000.00</u>	<u>\$ -</u>	<u>\$ 600,000.00</u>
CONSUMER RESTITUTION AND REMEDIATION REVOLVING FUND						
AGA	AG2573	NON APPROPRIATED REVENUES AND EXPENDITURES		\$ 1,660,176.58	\$ 2,075,801.52	
AGA	AG2574	APPROPRIATED ACTIVITY		-	1,303,920.86	
AGA	AG2574	NON APPROPRIATED REVENUES AND EXPENDITURES		423,275.15	20,550,269.51	
	TOTAL FUND		<u>\$ 33,997,663.98</u>	<u>\$ 2,083,451.73</u>	<u>\$ 23,929,991.89</u>	<u>\$ 12,151,123.82</u>
ATTORNEY GENERAL AGENCY SERVICES FUND						
AGA	AG2657	APPROPRIATED ACTIVITY		\$ 60,085.22	\$ 15,325,292.76	
AGA	AG2657	REVENUE COLLECTIONS		15,377,107.81	-	
	TOTAL FUND		<u>\$ 1,824,175.77</u>	<u>\$ 15,437,193.03</u>	<u>\$ 15,325,292.76</u>	<u>\$ 1,936,076.04</u>
TITLE VI-CORONAVIRUS RELIEF FUND						
AGA	AG2975	NON APPROPRIATED REVENUES AND EXPENDITURES		\$ 390,936.00	\$ 390,936.00	
	TOTAL FUND		<u>\$ -</u>	<u>\$ 390,936.00</u>	<u>\$ 390,936.00</u>	<u>\$ -</u>
ATTORNEY GENERAL'S TRUST FUND						
AGA	AG3102	NON APPROPRIATED REVENUES AND EXPENDITURES		\$ 11,955.81	\$ 1,045,722.50	
	TOTAL FUND		<u>\$ 1,436,455.73</u>	<u>\$ 11,955.81</u>	<u>\$ 1,045,722.50</u>	<u>\$ 402,689.04</u>
COURT ORDERED TRUST FUND						
AGA	AG3181	APPROPRIATED ACTIVITY		\$ 356,131.47	\$ 918,994.48	
AGA	AG3181	NON APPROPRIATED REVENUES AND EXPENDITURES		26,335.12	-	

See accompanying notes to financial statements.

STATE OF ARIZONA
STATEMENT OF REVENUES, EXPENDITURES AND CHANGES IN FUND BALANCE
BUDGETARY (LEGAL) BASIS
FOR THE YEAR ENDED JUNE 30, 2020

AGY	FUND	APPROPRIATION NAME	FUND BALANCE JULY 1, 2019	REVENUES AND TRANSFERS IN	EXPENDITURES AND TRANSFERS OUT	FUND BALANCE JUNE 30, 2020
AGA	AG3182	NON APPROPRIATED REVENUES AND EXPENDITURES		139,518.63	754,313.36	
	TOTAL FUND		\$ 8,709,461.68	\$ 521,985.22	\$ 1,673,307.84	\$ 7,558,139.06
ATTORNEY GENERAL COLLECTION ENFORCEMENT FUND						
AGA	AG3211	APPROPRIATED ACTIVITY		\$ (7,117,470.40)	\$ 6,750,074.93	
AGA	AG3211	REVENUE COLLECTIONS		10,785,072.00	-	
AGA	AG3212	REVENUE COLLECTIONS		(28,362.56)	-	
AGA	AG3213	REVENUE COLLECTIONS		(7,369.58)	-	
	TOTAL FUND		\$ 9,144,368.05	\$ 3,631,869.46	\$ 6,750,074.93	\$ 6,026,162.58
INTERNET CRIMES AGAINST CHILDREN ENFORCEMENT FUND						
AGA	AG3217	APPROPRIATED ACTIVITY		\$ 900,000.00	\$ 1,187,711.67	
	TOTAL FUND		\$ 2,672,389.77	\$ 900,000.00	\$ 1,187,711.67	\$ 2,384,678.10
COLORADO RIVER LAND CLAIMS REVOLVING FUND						
AGA	AG3461	NON APPROPRIATED REVENUES AND EXPENDITURES		\$ -	\$ 9,982.89	
	TOTAL FUND		\$ 9,982.89	\$ -	\$ 9,982.89	\$ -
RISK MANAGEMENT FUND						
AGA	AG4216	APPROPRIATED ACTIVITY		\$ 500,000.00	\$ 9,590,959.18	
AGA	AG4216	OTHER EXPENDITURE ACTIVITY		-	8,650.28	
AGA	AG4216	REVENUE COLLECTIONS		8,536,122.51	-	
	TOTAL FUND		\$ 1,193,454.24	\$ 9,036,122.51	\$ 9,599,609.46	\$ 629,967.29
AG LEGAL SERVICES COST ALLOCATION FUND						
AGA	AG4240	APPROPRIATED ACTIVITY		\$ -	\$ 1,597,556.42	
AGA	AG4240	REVENUE COLLECTIONS		1,798,500.00	-	
	TOTAL FUND		\$ 386,667.63	\$ 1,798,500.00	\$ 1,597,556.42	\$ 587,611.21
MOTOR CARRIER SAFETY REVOLVING FUND						
AGA	AG5361	NON APPROPRIATED REVENUES AND EXPENDITURES		\$ 2,747.17	\$ -	
	TOTAL FUND		\$ 43,556.23	\$ 2,747.17	\$ -	\$ 46,303.40
CONSUMER PROTECTION FRAUD REVOLVING FUND						
AGA	AG6211	APPROPRIATED ACTIVITY		\$ 250,323.56	\$ 9,845,532.84	
AGA	AG6211	REVENUE COLLECTIONS		13,883,211.27	-	
AGA	AG6212	APPROPRIATED ACTIVITY		-	553,359.41	
	TOTAL FUND		\$ 36,275,438.69	\$ 14,133,534.83	\$ 10,398,892.25	\$ 40,010,081.27
ANTITRUST ENFORCEMENT REVOLVING FUND						
AGA	AG6311	APPROPRIATED ACTIVITY		\$ 496.80	\$ 114,063.51	
AGA	AG6311	REVENUE COLLECTIONS		126,477.00	-	
	TOTAL FUND		\$ 1,977,858.03	\$ 126,973.80	\$ 114,063.51	\$ 1,990,768.32
CRIMINAL CASE PROCESSING FUND						
AGA	AG7361	NON APPROPRIATED REVENUES AND EXPENDITURES		\$ 53,170.54	\$ 63,053.99	
	TOTAL FUND		\$ 241,680.46	\$ 53,170.54	\$ 63,053.99	\$ 231,797.01
VICTIMS RIGHTS FUND						
AGA	AG7511	APPROPRIATED ACTIVITY		\$ 2,734,251.83	\$ 2,496,709.38	
	TOTAL FUND		\$ 1,542,668.21	\$ 2,734,251.83	\$ 2,496,709.38	\$ 1,780,210.66
INDIRECT COST RECOVERY FUND						
AGA	AG9001	NON APPROPRIATED REVENUES AND EXPENDITURES		\$ 9,897,313.42	\$ 8,640,317.36	
	TOTAL FUND		\$ 4,253,802.98	\$ 9,897,313.42	\$ 8,640,317.36	\$ 5,510,799.04
PRIVATE FUNDS, CONTRIBUTIONS AND SUSPENSE FUNDS						
AGA	AG9006	NON APPROPRIATED REVENUES AND EXPENDITURES		\$ 2,959,245.42	\$ -	
	TOTAL FUND		\$ 2,701,734.71	\$ 2,959,245.42	\$ -	\$ 5,660,980.13
AUDITOR GENERAL						
ARIZONA WATER BANKING FUND			\$ 30,039.49	\$ -	\$ -	\$ 30,039.49
AUDIT SERVICES REVOLVING FUND						
AUA	AU2242	AUDIT SERVICES REVOLVING FUND		\$ 992,924.05	\$ 168,554.05	
	TOTAL FUND		\$ 800,808.54	\$ 992,924.05	\$ 168,554.05	\$ 1,625,178.54

See accompanying notes to financial statements.

STATE OF ARIZONA
STATEMENT OF REVENUES, EXPENDITURES AND CHANGES IN FUND BALANCE
BUDGETARY (LEGAL) BASIS
FOR THE YEAR ENDED JUNE 30, 2020

AGY	FUND	APPROPRIATION NAME	FUND BALANCE JULY 1, 2019	REVENUES AND TRANSFERS IN	EXPENDITURES AND TRANSFERS OUT	FUND BALANCE JUNE 30, 2020
EXPOSITION AND STATE FAIR BOARD						
ARIZONA EXPOSITION AND STATE FAIR FUND						
CLA	CL4001	APPROPRIATED ACTIVITY		\$ 15,131,649.94	\$ 15,608,558.07	
CLA	CL4001	EXPENDITURE OFFSET		-	(2,224,193.09)	
CLA	CL4001	OTHER EXPENDITURE ACTIVITY		-	568,931.54	
TOTAL FUND			\$ 8,777,250.10	\$ 15,131,649.94	\$ 13,953,296.52	\$ 9,955,603.52
COURT OF APPEALS						
JUDICIAL COLLECTION ENHANCEMENT FUND						
COA	CO2246	SUR CHARGE		\$ 49,083.05	\$ -	
TOTAL FUND			\$ 212,893.42	\$ 49,083.05	\$ -	\$ 261,976.47
COURT OF APPEALS COLLECTION ENHANCEMENT FUND						
COA	CO2539	FEE COLLEC - PROCESSING IMPROV - LOCAL		\$ 21,123.73	\$ -	
TOTAL FUND			\$ 371,301.83	\$ 21,123.73	\$ -	\$ 392,425.56
COURT OF APPEALS DIV II						
JUDICIAL COLLECTION ENHANCEMENT FUND						
CTA	CT2246	SUR CHARGE		\$ 4,799.44	\$ -	
TOTAL FUND			\$ 88,175.91	\$ 4,799.44	\$ -	\$ 92,975.35
INTERGOVERNMENTAL AND INTERAGENCY SERVICE AGREEMENT FUND			\$ 51,583.00	\$ -	\$ -	\$ 51,583.00
CITIZENS CLEAN ELECTION COMMISSION						
CITIZENS CLEAN ELECTION FUND						
ECA	EC2425	ADMINISTRATIVE AND ENFORCEMENT		\$ -	\$ 756,149.02	
ECA	EC2425	CIVIL AND CRIMINAL FINE SURCHARGES		6,488,395.62	-	
ECA	EC2425	OTHER REVENUE		2,149.56	-	
ECA	EC2425	PUBLIC CAMPAIGN FUNDING		-	694,121.00	
ECA	EC2425	QUALIFYING CONTRIBUTIONS		38,785.00	-	
ECA	EC2425	VOTER EDUCATION		-	2,876,989.65	
TOTAL FUND			\$ 27,753,874.40	\$ 6,529,330.18	\$ 4,327,259.67	\$ 29,955,944.91
OFFICE OF ECONOMIC OPPORTUNITY						
FEDERAL GRANT FUND						
EOA	EO2000	GRANTS		\$ 1,914,470.80	\$ 2,163,211.62	
TOTAL FUND			\$ 139,045.49	\$ 1,914,470.80	\$ 2,163,211.62	\$ (109,695.33)
INTERGOVERNMENTAL AND INTERAGENCY SERVICE AGREEMENT FUND						
EOA	EO2500	ISA		\$ 514,885.09	\$ 440,343.25	
TOTAL FUND			\$ 61,421.78	\$ 514,885.09	\$ 440,343.25	\$ 135,963.62
ECONOMIC DEVELOPMENT FUND						
EOA	EO3777	ECONOMIC DEVELOPMENT REVENUE		\$ 7,756,097.22	\$ -	
TOTAL FUND			\$ 1,261,009.67	\$ 7,756,097.22	\$ -	\$ 9,017,106.89
OFFICE OF ECONOMIC OPPORTUNITY OPERATIONS FUND						
EOA	EO3888	OFFICE OF ECONOMIC OPPORTUNITY OPERATIONS		\$ 243,599.31	\$ 1,764,801.52	
EOA	EO3888	OFFICE OF ECONOMIC OPPORTUNITY OPERATIONS		1,829,532.95	-	
TOTAL FUND			\$ 2,014,606.80	\$ 2,073,132.26	\$ 1,764,801.52	\$ 2,322,937.54
ARIZONA FINANCE AUTHORITY						
SMALL WATER SYSTEMS FUND						
FAA	FA2225	DW STATE FUNDS		\$ 504,474.01	\$ 248,352.33	
TOTAL FUND			\$ 25,669.79	\$ 504,474.01	\$ 248,352.33	\$ 281,791.47
GREATER AZ DEVELOPMENT AUTHORITY REVOLVING FUND						
FAA	FA2311	GADA FUNDS		\$ 244,680.01	\$ 24,800.00	
TOTAL FUND			\$ 12,570,076.61	\$ 244,680.01	\$ 24,800.00	\$ 12,789,956.62

See accompanying notes to financial statements.

STATE OF ARIZONA
STATEMENT OF REVENUES, EXPENDITURES AND CHANGES IN FUND BALANCE
BUDGETARY (LEGAL) BASIS
FOR THE YEAR ENDED JUNE 30, 2020

AGY	FUND	APPROPRIATION NAME	FUND BALANCE JULY 1, 2019	REVENUES AND TRANSFERS IN	EXPENDITURES AND TRANSFERS OUT	FUND BALANCE JUNE 30, 2020
FEDERAL GRANT FUND						
FAA	FA4310	CW FEDERAL FUNDS		\$ 21,174,224.81	\$ 21,174,224.31	
FAA	FA4335	DW FEDERAL FUNDS		17,717,582.54	17,717,582.54	
TOTAL FUND			\$ (0.50)	\$ 38,891,807.35	\$ 38,891,806.85	\$ -
CLEAN WATER REVOLVING FUND						
FAA	FA4309	CW STATE FUNDS		\$ 192,941.22	\$ 443,183.86	
FAA	FA4309	OTHER EXPENDITURE ACTIVITY		-	2,602.58	
FAA	FA4312	CW STATE FUNDS		51,083,431.53	22,187,016.15	
FAA	FA4313	CW STATE FUNDS		10,324,245.48	9,468,768.54	
FAA	FA4315	CW STATE FUNDS		(14,366.57)	-	
FAA	FA4317	CW STATE FUNDS		539,764.96	106,243.68	
FAA	FA4319	CW STATE FUNDS		5,764,301.04	3,428,823.89	
TOTAL FUND			\$ 158,427,868.93	\$ 67,890,317.66	\$ 35,636,638.70	\$ 190,681,547.89
DRINKING WATER REVOLVING FUND						
FAA	FA4320	DW STATE FUNDS		\$ (242,438.87)	\$ -	
FAA	FA4322	DW STATE FUNDS		1,852,609.55	380,581.89	
FAA	FA4324	DW STATE FUNDS		6,456,681.17	70,234,967.04	
FAA	FA4332	DW STATE FUNDS		24,633,709.74	8,080,961.95	
FAA	FA4333	DW STATE FUNDS		4,122,580.87	4,068,889.04	
FAA	FA4336	DW STATE FUNDS		3,000,936.97	9,000,657.17	
TOTAL FUND			\$ 115,012,593.19	\$ 39,824,079.43	\$ 91,766,057.09	\$ 63,070,615.53
ARIZONA FINANCE AUTHORITY OPERATIONS FUND						
FAA	FA5352	AFA OPERATIONS FUND		\$ 188,042.98	\$ 258,358.10	
TOTAL FUND			\$ 351,505.64	\$ 188,042.98	\$ 258,358.10	\$ 281,190.52
COMPANION ANIMAL SPAY/NEUTER COMMITTEE						
SPAYING AND NEUTERING OF ANIMALS FUND						
FXA	FX2598	SPAYING AND NEUTERING OF ANIMALS		\$ 369,489.27	\$ 434,300.34	
TOTAL FUND			\$ 401,839.93	\$ 369,489.27	\$ 434,300.34	\$ 337,028.86
GOVERNOR'S OFFICE OF HIGHWAY SAFETY						
FEDERAL GRANT FUND						
GHA	GH2000	ADMINISTRATION AND REPORTING		\$ 10,551,154.45	\$ 10,517,404.27	
TOTAL FUND			\$ 80,528.01	\$ 10,551,154.45	\$ 10,517,404.27	\$ 114,278.19
STATEWIDE DONATIONS FUND			\$ 7,347.00	\$ -	\$ -	\$ 7,347.00
DRIVING UNDER INFLUENCE ABATEMENT FUND						
GHA	GH2422	DUI ABATEMENT		\$ 1,158,331.54	\$ 1,121,182.63	
TOTAL FUND			\$ 888,275.30	\$ 1,158,331.54	\$ 1,121,182.63	\$ 925,424.21
MOTORCYCLE SAFETY FUND						
GHA	GH2479	VOLUNTARY MOTORCYCLE EDUCATION AWARENESS		\$ (33,904.70)	\$ -	
TOTAL FUND			\$ 127,261.84	\$ (33,904.70)	\$ -	\$ 93,357.14
STATE HIGHWAY WORK ZONE SAFETY FUND						
GHA	GH2480	HIGHWAY SAFETY AWARENESS PROGRAMS		\$ 6,608.67	\$ 19,513.67	
TOTAL FUND			\$ 46,702.39	\$ 6,608.67	\$ 19,513.67	\$ 33,797.39
INTERGOVERNMENTAL AND INTERAGENCY SERVICE AGREEMENT FUND						
GHA	GH2500	ADMINISTRATION AND REPORTING		\$ 318,200.00	\$ 307,552.47	
GHA	GH2500	HIGHWAY SAFETY AWARENESS PROGRAMS		205,000.00	114,995.78	
TOTAL FUND			\$ 866,699.64	\$ 523,200.00	\$ 422,548.25	\$ 967,351.39
CONFERENCES, WORKSHOPS, AND OTHER EDUCATION FUND						
GHA	GH3200	GOVERNORS HIGHWAY SAFETY CONFERENCE		\$ 13,800.00	\$ 35,390.00	
TOTAL FUND			\$ 21,590.00	\$ 13,800.00	\$ 35,390.00	\$ -
GOVERNOR'S OFFICE						
FEDERAL GRANT FUND						
GVA	GV2000	GOVERNORS OFFICE FEDERAL GRANTS		\$ 28,103,716.32	\$ 28,088,787.36	

See accompanying notes to financial statements.

STATE OF ARIZONA
STATEMENT OF REVENUES, EXPENDITURES AND CHANGES IN FUND BALANCE
BUDGETARY (LEGAL) BASIS
FOR THE YEAR ENDED JUNE 30, 2020

AGY	FUND	APPROPRIATION NAME	FUND BALANCE JULY 1, 2019	REVENUES AND TRANSFERS IN	EXPENDITURES AND TRANSFERS OUT	FUND BALANCE JUNE 30, 2020
TOTAL FUND			<u>\$ 3,414.87</u>	<u>\$ 28,103,716.32</u>	<u>\$ 28,088,787.36</u>	<u>\$ 18,343.83</u>
COUNTY FAIRS LIVESTOCK AGRICULTURE PROMOTION FUND						
GVA	GV2037	LIVESTOCK AND AGRICULTURE PROMOTION		\$ 2,509,500.00	\$ 2,273,089.98	
TOTAL FUND			<u>\$ 245,744.84</u>	<u>\$ 2,509,500.00</u>	<u>\$ 2,273,089.98</u>	<u>\$ 482,154.86</u>
FOSTER YOUTH EDUCATION SUCCESS FUND						
GVA	GV2250	FOSTER YOUTH EDUCATION SUCCESS FUND		\$ 1,500,000.00	\$ 1,940,581.00	
TOTAL FUND			<u>\$ 440,581.00</u>	<u>\$ 1,500,000.00</u>	<u>\$ 1,940,581.00</u>	<u>\$ -</u>
DRUG TREATMENT AND EDUCATION FUND						
GVA	GV2277	PARENTS COMMISSION ON DRUG EDUCATION		\$ 5,202,162.75	\$ 5,063,749.79	
TOTAL FUND			<u>\$ 798,268.54</u>	<u>\$ 5,202,162.75</u>	<u>\$ 5,063,749.79</u>	<u>\$ 936,681.50</u>
PREVENTION OF CHILD ABUSE FUND						
GVA	GV2439	SPECIAL LICENSE PLATES DONATIONS		\$ 185,758.54	\$ -	
TOTAL FUND			<u>\$ 307,761.32</u>	<u>\$ 185,758.54</u>	<u>\$ -</u>	<u>\$ 493,519.86</u>
INTERGOVERNMENTAL AND INTERAGENCY SERVICE AGREEMENT FUND						
GVA	GV2500	GOVERNORS ISA FUND		\$ 3,109,397.01	\$ 1,399,122.92	
TOTAL FUND			<u>\$ 634,929.78</u>	<u>\$ 3,109,397.01</u>	<u>\$ 1,399,122.92</u>	<u>\$ 2,345,203.87</u>
TITLE VI-CORONAVIRUS RELIEF FUND						
GVA	GV2975	TITLE VI-CORONAVIRUS RELIEF FUND APPROPRIATION		\$ 1,856,987,708.00	\$ 682,390,816.42	
TOTAL FUND			<u>\$ -</u>	<u>\$ 1,856,987,708.00</u>	<u>\$ 682,390,816.42</u>	<u>\$ 1,174,596,891.58</u>
STATE PROMOTIONAL FUND						
GVA	GV3207	PROMOTIONAL - PUBLIC SERVICE ACTIVITIES		\$ 36,000.00	\$ 33,891.42	
GVA	GV3216	PROMOTIONAL - PUBLIC SERVICE ACTIVITIES		46,000.00	84,776.56	
GVA	GV3222	PROMOTIONAL - PUBLIC SERVICE ACTIVITIES		16,500.00	17,979.23	
GVA	GV3223	PROMOTIONAL - PUBLIC SERVICE ACTIVITIES		-	18,467.22	
GVA	GV3225	PROMOTIONAL - PUBLIC SERVICE ACTIVITIES		657.90	1,081.20	
GVA	GV3226	PROMOTIONAL - PUBLIC SERVICE ACTIVITIES		-	9,291.29	
GVA	GV3228	PROMOTIONAL - PUBLIC SERVICE ACTIVITIES		-	45,610.26	
GVA	GV3235	PROMOTIONAL - PUBLIC SERVICE ACTIVITIES		75,000.00	-	
GVA	GV3236	PROMOTIONAL - PUBLIC SERVICE ACTIVITIES		2,500.00	1,985.00	
TOTAL FUND			<u>\$ 333,472.17</u>	<u>\$ 176,657.90</u>	<u>\$ 213,082.18</u>	<u>\$ 297,047.89</u>
HUMAN TRAFFICKING VICTIM ASSISTANCE FUND						
GVA	GV3210	HUMAN TRAFFICKING VICTIM ASSISTANCE		\$ 9,784.04	\$ -	
TOTAL FUND			<u>\$ 107.00</u>	<u>\$ 9,784.04</u>	<u>\$ -</u>	<u>\$ 9,891.04</u>
CRISIS CONTINGENCY AND SAFETY NET FUND						
GVA	GV3240	CRISIS CONTINGENCY AND SAFETY NET FUND		\$ 50,000,000.00	\$ 14,700,000.00	
TOTAL FUND			<u>\$ -</u>	<u>\$ 50,000,000.00</u>	<u>\$ 14,700,000.00</u>	<u>\$ 35,300,000.00</u>
INDIRECT COST RECOVERY FUND						
GVA	GV9000	INDIRECT COSTS		\$ 2,059,461.12	\$ 589,166.81	
TOTAL FUND			<u>\$ 6,584,556.64</u>	<u>\$ 2,059,461.12</u>	<u>\$ 589,166.81</u>	<u>\$ 8,054,850.95</u>
DEPARTMENT OF HOUSING						
FEDERAL GRANT FUND						
HDA	HD2000	CDBG PROGRAM		\$ 13,675,138.41	\$ 13,748,829.61	
HDA	HD2000	HOME PROGRAM		6,475,233.88	5,016,107.27	
HDA	HD2000	HOUSING TRUST FUND - FHEFSSA		6,707,194.94	6,715,209.54	
HDA	HD2000	MANUFACTURED HOUSING HUD SSA		171,586.50	63,227.34	
HDA	HD2000	NSP - HERA FUNDING		242,827.00	1,974,181.00	
HDA	HD2000	PUBLIC HOUSING AUTHORITY		62,218,232.27	62,160,363.08	
HDA	HD2000	SPECIAL NEEDS FEDERAL GRANTS		5,129,403.33	5,117,689.15	
HDA	HD2000	WEATHERIZATION PROGRAM		1,642,604.16	1,641,998.55	
TOTAL FUND			<u>\$ 8,026,787.04</u>	<u>\$ 96,262,220.49</u>	<u>\$ 96,437,605.54</u>	<u>\$ 7,851,401.99</u>
STATEWIDE FINGERPRINT CLEARING ACCOUNT						
HDA	HD2159	DPS-FBI FINGERPRINT		\$ 5,958.00	\$ 6,248.00	
TOTAL FUND			<u>\$ 1,704.50</u>	<u>\$ 5,958.00</u>	<u>\$ 6,248.00</u>	<u>\$ 1,414.50</u>

See accompanying notes to financial statements.

STATE OF ARIZONA
STATEMENT OF REVENUES, EXPENDITURES AND CHANGES IN FUND BALANCE
BUDGETARY (LEGAL) BASIS
FOR THE YEAR ENDED JUNE 30, 2020

AGY	FUND	APPROPRIATION NAME	FUND BALANCE JULY 1, 2019	REVENUES AND TRANSFERS IN	EXPENDITURES AND TRANSFERS OUT	FUND BALANCE JUNE 30, 2020
ARIZONA DEPARTMENT OF HOUSING PROGRAM FUND						
HDA	HD2200	HPF PROGRAMS AND OPERATIONS		\$ 12,679,668.09	\$ 8,040,725.40	
HDA	HD2200	PRIOR YEAR ADJUSTMENT		-	250.00	
HDA	HD2201	HPF EMPLOYEE RECOGNITION PROGRAM		1,300.00	1,699.41	
	TOTAL FUND		<u>\$ 16,314,707.93</u>	<u>\$ 12,680,968.09</u>	<u>\$ 8,042,674.81</u>	<u>\$ 20,953,001.21</u>
HOUSING TRUST FUND						
HDA	HD2235	APPROPRIATED ACTIVITY		\$ -	\$ 322,200.00	
HDA	HD2235	HTF CONTRACTS		31,948,769.37	7,228,763.93	
	TOTAL FUND		<u>\$ 26,734,337.82</u>	<u>\$ 31,948,769.37</u>	<u>\$ 7,550,963.93</u>	<u>\$ 51,132,143.26</u>
MOBILE HOME RELOCATION FUND						
HDA	HD2237	MANUFACTURED HOUSING RELOCATION FUND		\$ 142,529.15	\$ 214,567.90	
	TOTAL FUND		<u>\$ 7,772,457.16</u>	<u>\$ 142,529.15</u>	<u>\$ 214,567.90</u>	<u>\$ 7,700,418.41</u>
INTERGOVERNMENTAL AND INTERAGENCY SERVICE AGREEMENT FUND						
HDA	HD2500	AHCCCS - ISA		\$ -	\$ 200,000.00	
HDA	HD2500	LIHEAP		3,783,449.66	3,783,449.66	
	TOTAL FUND		<u>\$ 206,000.00</u>	<u>\$ 3,783,449.66</u>	<u>\$ 3,983,449.66</u>	<u>\$ 6,000.00</u>
FEDERAL ECONOMIC RECOVERY FUND						
HDA	HD2999	TCAP - ARRA FUNDING		\$ 130,130.56	\$ -	
	TOTAL FUND		<u>\$ 848,770.86</u>	<u>\$ 130,130.56</u>	<u>\$ -</u>	<u>\$ 978,901.42</u>
MANUFACTURED HOUSING CONSUMER RECOVERY FUND						
HDA	HD3090	MFG HOUSING CONSUMER RECOVERY FUND		\$ 106,068.80	\$ 273,280.69	
	TOTAL FUND		<u>\$ 763,421.82</u>	<u>\$ 106,068.80</u>	<u>\$ 273,280.69</u>	<u>\$ 596,209.93</u>
CRISIS CONTINGENCY AND SAFETY NET FUND						
HDA	HD3240	CRISIS - COVID 19		\$ 5,500,000.00	\$ 2,905,351.48	
	TOTAL FUND		<u>\$ -</u>	<u>\$ 5,500,000.00</u>	<u>\$ 2,905,351.48</u>	<u>\$ 2,594,648.52</u>
MANUFACTURED HOUSING CASH BOND FUND						
HDA	HD3722	MANUFACTURED HOUSING CASH BOND FUND		\$ (12,500.00)	\$ -	
	TOTAL FUND		<u>\$ 48,816.41</u>	<u>\$ (12,500.00)</u>	<u>\$ -</u>	<u>\$ 36,316.41</u>
OFFICE OF ADMINISTRATIVE HEARINGS						
INTERGOVERNMENTAL AND INTERAGENCY SERVICE AGREEMENT FUND						
HGA	HG2500	OAH CONTRACTUAL SERVICES		\$ 736,667.91	\$ 824,957.04	
	TOTAL FUND		<u>\$ 169,737.44</u>	<u>\$ 736,667.91</u>	<u>\$ 824,957.04</u>	<u>\$ 81,448.31</u>
DEPARTMENT OF HOMELAND SECURITY						
FEDERAL GRANT FUND						
HLA	HL2000	FEDERAL GRANTS		\$ 24,282,536.15	\$ 24,282,536.60	
	TOTAL FUND		<u>\$ 0.45</u>	<u>\$ 24,282,536.15</u>	<u>\$ 24,282,536.60</u>	<u>\$ -</u>
HOUSE OF REPRESENTATIVES						
	STATE PROMOTIONAL FUND		<u>\$ 64.32</u>	<u>\$ -</u>	<u>\$ -</u>	<u>\$ 64.32</u>
LEGISLATIVE COUNCIL						
	TELECOMMUNICATION FOR THE DEAF FUND		<u>\$ 250,000.00</u>	<u>\$ -</u>	<u>\$ -</u>	<u>\$ 250,000.00</u>
ARIZONA STATE LOTTERY COMMISSION						
STATE LOTTERY FUND						
LOA	LO2122	APPROPRIATED ACTIVITY		\$ -	\$ 134,835,830.81	
LOA	LO2122	EXPENDITURE OFFSET		-	(24,472,119.05)	
LOA	LO2122	OTHER EXPENDITURE ACTIVITY		-	5,202,362.39	
LOA	LO2122	REVENUE COLLECTIONS		353,265,578.82	-	
LOA	LO2122	STATE LOTTERY FUND ALLOCATION		(229,941,626.36)	-	
LOA	LO2133	STATE LOTTERY FUND ALLOCATION		229,941,626.36	229,941,626.36	
	TOTAL FUND		<u>\$ 46,694,010.82</u>	<u>\$ 353,265,578.82</u>	<u>\$ 345,507,700.51</u>	<u>\$ 54,451,889.13</u>

See accompanying notes to financial statements.

STATE OF ARIZONA
STATEMENT OF REVENUES, EXPENDITURES AND CHANGES IN FUND BALANCE
BUDGETARY (LEGAL) BASIS
FOR THE YEAR ENDED JUNE 30, 2020

AGY	FUND	APPROPRIATION NAME	FUND BALANCE JULY 1, 2019	REVENUES AND TRANSFERS IN	EXPENDITURES AND TRANSFERS OUT	FUND BALANCE JUNE 30, 2020
INTERGOVERNMENTAL AND INTERAGENCY SERVICE AGREEMENT FUND						
LOA	LO2500	EXPENDITURE OFFSET		\$ -	\$ (20,362.50)	
LOA	LO2500	OTHER EXPENDITURE ACTIVITY		-	9,269.55	
TOTAL FUND			\$ 21,027.17	\$ -	\$ (11,092.95)	\$ 32,120.12
LOTTERY PRIZE INVESTMENT MONIES FUND						
LOA	LO3179	PRIZE FUND		\$ 431,439,888.27	\$ 459,615,382.23	
TOTAL FUND			\$ 49,957,124.67	\$ 431,439,888.27	\$ 459,615,382.23	\$ 21,781,630.71
PERSONNEL BOARD						
PERSONNEL DIVISION FUND						
PBA	PB1107	APPROPRIATED ACTIVITY		\$ -	\$ 510,747.04	
PBA	PB1107	REVENUE COLLECTIONS		524,144.40	-	
TOTAL FUND			\$ 376,518.88	\$ 524,144.40	\$ 510,747.04	\$ 389,916.24
PARENTS COMMISSION DRUG EDUCATION & PREVENTION						
DRUG TREATMENT AND EDUCATION FUND						
PCA	PC2277	PARENTS COMMISSION ON DRUG EDUCATION		\$ 5,048,673.73	\$ 5,331,411.20	
TOTAL FUND			\$ 3,854,033.95	\$ 5,048,673.73	\$ 5,331,411.20	\$ 3,571,296.48
PUBLIC SAFETY PERSONNEL RETIREMENT SYSTEM						
PUBLIC SAFETY PERSONNEL RETIREMENT SYSTEM FUND						
RSA	RS1406	ADMINISTRATIVE EXPENSES		\$ 7,434,453.07	\$ 7,384,616.36	
TOTAL FUND			\$ 80,706.68	\$ 7,434,453.07	\$ 7,384,616.36	\$ 130,543.39
ELECTED OFFICIALS' RETIREMENT PLAN FUND						
RSA	RS3044	GF TRANSFER TO AGENCY FUND		\$ 5,000,000.00	\$ 5,000,000.00	
TOTAL FUND			\$ -	\$ 5,000,000.00	\$ 5,000,000.00	\$ -
ARIZONA STATE RETIREMENT SYSTEM (ASRS)						
ASRS ADMINISTRATION ACCOUNT FUND						
RTA	RT1401	APPROPRIATED ACTIVITY		\$ 23,847,368.32	\$ 23,173,351.23	
RTA	RT1401	OTHER EXPENDITURE ACTIVITY		-	66,364.02	
RTA	RT1401	OTHER EXPENDITURE ACTIVITY		-	4,781.13	
TOTAL FUND			\$ 92,620.70	\$ 23,847,368.32	\$ 23,244,496.38	\$ 695,492.64
ASRS ADMIN INVESTMENT EXPENSES ACCOUNT						
RTA	RT1407	ADMINISTRATIVE EXPENSES		\$ -	\$ 5,448,207.23	
RTA	RT1407	EXPENDITURE OFFSET		-	(17,935.30)	
RTA	RT1407	HEALTH INSURANCE SUBSIDY		69,366,269.61	47,831,398.98	
RTA	RT1407	INVESTMENT MANAGEMENT FEES		-	16,039,287.87	
RTA	RT1407	OTHER EXPENDITURE ACTIVITY		-	35,673.74	
TOTAL FUND			\$ 259,124.45	\$ 69,366,269.61	\$ 69,336,632.52	\$ 288,761.54
LTD TRUST FUND						
RTA	RT1408	APPROPRIATED ACTIVITY		\$ 1,577,345.86	\$ 1,539,659.62	
RTA	RT1408	LTD APPEALS CHARGES		13,928.29	192.50	
TOTAL FUND			\$ 3,540.46	\$ 1,591,274.15	\$ 1,539,852.12	\$ 54,962.49
DEPARTMENT OF REVENUE						
TOBACCO TAX AND HEALTH CARE FUND						
RVA	RV1309	APPROPRIATED ACTIVITY		\$ -	\$ 508,635.59	
RVA	RV1309	OTHER AGENCYS DEPOSITS		485,699.92	-	
RVA	RV1309	REVENUE COLLECTIONS		3,726.91	-	
TOTAL FUND			\$ 19,199.04	\$ 489,426.83	\$ 508,635.59	\$ (9.72)
TOBACCO PRODUCTS TAX FUND			\$ 0.99	\$ -	\$ -	\$ 0.99
DOR EXCISE FUND						
RVA	RV1510	TPT HOLDING		\$ (201,108.22)	\$ -	
TOTAL FUND			\$ 201,108.22	\$ (201,108.22)	\$ -	\$ -

See accompanying notes to financial statements.

STATE OF ARIZONA
STATEMENT OF REVENUES, EXPENDITURES AND CHANGES IN FUND BALANCE
BUDGETARY (LEGAL) BASIS
FOR THE YEAR ENDED JUNE 30, 2020

AGY	FUND	APPROPRIATION NAME	FUND BALANCE JULY 1, 2019	REVENUES AND TRANSFERS IN	EXPENDITURES AND TRANSFERS OUT	FUND BALANCE JUNE 30, 2020
DOR UNCLAIMED PROPERTY FUND						
RVA	RV1520	PRIOR YEAR ADJUSTMENT		\$ -	\$ 350,176,738.00	
	TOTAL FUND		\$ (1,379,324,604.79)	\$ -	\$ 350,176,738.00	\$ (1,729,501,342.79)
VETERANS' INCOME TAX SETTLEMENT FUND						
RVA	RV1601	APPROPRIATED ACTIVITY		\$ -	\$ 5,328.29	
RVA	RV1601	VETERANS' INCOME TAX SETTLEMENT		27,067.66	49,662.85	
	TOTAL FUND		\$ 1,635,249.59	\$ 27,067.66	\$ 54,991.14	\$ 1,607,326.11
REVENUE INCOME TAX FUND						
RVA	RV2069	INCOME REFUNDS AND DISTRIBUTIONS		\$ (359,845.14)	\$ -	
	TOTAL FUND		\$ 859,845.14	\$ (359,845.14)	\$ -	\$ 500,000.00
REVENUE PUBLICATION REVOLVING FUND						
RVA	RV2166	EDUCATION AND OUTREACH		\$ 18,025.00	\$ 21,660.00	
	TOTAL FUND		\$ 24,487.14	\$ 18,025.00	\$ 21,660.00	\$ 20,852.14
DEPT OF REVENUE LIABILITY SETOFF FUND						
RVA	RV2179	APPROPRIATED ACTIVITY		\$ -	\$ 737,892.20	
RVA	RV2179	REVENUE COLLECTIONS		1,020,580.26	-	
	TOTAL FUND		\$ 471,888.33	\$ 1,020,580.26	\$ 737,892.20	\$ 754,576.39
WASTE TIRE FUND						
RVA	RV2356	WASTE TIRE TAX		\$ 0.02	\$ -	
	TOTAL FUND		\$ (0.01)	\$ 0.02	\$ -	\$ 0.01
EMPLOYEE RECOGNITION FUND						
RVA	RV2449	SUPPORT SERVICES		\$ 4,014.07	\$ 3,123.55	
	TOTAL FUND		\$ 3,103.80	\$ 4,014.07	\$ 3,123.55	\$ 3,994.32
DEPARTMENT OF REVENUE ADMINISTRATIVE FUND						
RVA	RV2463	APPROPRIATED ACTIVITY		\$ 20,835,505.32	\$ 45,648,050.21	
RVA	RV2463	REVENUE COLLECTIONS		24,500,000.00	-	
	TOTAL FUND		\$ 8,679,451.43	\$ 45,335,505.32	\$ 45,648,050.21	\$ 8,366,906.54
INTERGOVERNMENTAL AND INTERAGENCY SERVICE AGREEMENT FUND						
RVA	RV2500	REVENUE COLLECTIONS - NON APPROPRIATED		\$ (1,164,968.30)	\$ 1,206,870.50	
	TOTAL FUND		\$ 2,691,326.65	\$ (1,164,968.30)	\$ 1,206,870.50	\$ 319,487.85
TITLE VI-CORONAVIRUS RELIEF FUND						
RVA	RV2975	CORONAVIRUS RELIEF FUND APPROPRIATION		\$ 109,100.00	\$ 108,974.49	
	TOTAL FUND		\$ -	\$ 109,100.00	\$ 108,974.49	\$ 125.51
SUPREME COURT (INCLUDING SUPERIOR COURT)						
SUPREME COURT CJEF DISBURSEMENTS FUND						
SPA	SP2075	APPROPRIATED ACTIVITY		\$ -	\$ 5,404,985.11	
SPA	SP2075	SUPERIOR COURT REVENUE COLLECTIONS		3,532,734.97	-	
SPA	SP2075	SUPREME COURT REVENUE COLLECTIONS		1,851,562.71	-	
	TOTAL FUND		\$ 5,996,950.85	\$ 5,384,297.68	\$ 5,404,985.11	\$ 5,976,263.42
GRANTS FUND						
SPA	SP2084	JUDICIAL FEDERAL GRANTS		\$ 11,142,750.41	\$ 11,185,133.15	
SPA	SP2084	JUDICIAL STATE - PRIVATE GRANTS-SUPERIOR		397,384.88	200,898.66	
SPA	SP2084	JUDICIAL STATE - PRIVATE GRANTS-SUPREME		16,543,143.46	15,131,496.26	
SPA	SP2084	MUNICIPAL COURT SURCHARGE		610,410.82	666,434.05	
	TOTAL FUND		\$ 17,570,788.73	\$ 28,693,689.57	\$ 27,183,962.12	\$ 19,080,516.18
COMMUNITY PUNISHMENT PROGRAM FINES FUND						
SPA	SP2119	COMMUNITY PUNISHMENT PROGRAM		\$ 74,430.35	\$ 34,436.46	
	TOTAL FUND		\$ 219,502.96	\$ 74,430.35	\$ 34,436.46	\$ 259,496.85
JUVENILE PROBATION SERVICES FUND						
SPA	SP2193	TREATMENT AND DIVERSION		\$ 28,987,019.16	\$ 27,851,971.46	
	TOTAL FUND		\$ 4,198,156.11	\$ 28,987,019.16	\$ 27,851,971.46	\$ 5,333,203.81
JUDICIAL COLLECTION ENHANCEMENT FUND						

See accompanying notes to financial statements.

STATE OF ARIZONA
STATEMENT OF REVENUES, EXPENDITURES AND CHANGES IN FUND BALANCE
BUDGETARY (LEGAL) BASIS
FOR THE YEAR ENDED JUNE 30, 2020

AGY	FUND	APPROPRIATION NAME	FUND BALANCE JULY 1, 2019	REVENUES AND TRANSFERS IN	EXPENDITURES AND TRANSFERS OUT	FUND BALANCE JUNE 30, 2020
SPA	SP2246	APPROPRIATED ACTIVITY		\$ 11,162,512.53	\$ 16,903,598.56	
SPA	SP2246	SUPREME COURT REVENUE COLLECTIONS		3,923,410.94	-	
	TOTAL FUND		\$ 5,964,941.02	\$ 15,085,923.47	\$ 16,903,598.56	\$ 4,147,265.93
DEFENSIVE DRIVING SCHOOL FUND						
SPA	SP2247	APPROPRIATED ACTIVITY		\$ 3,095,797.89	\$ 3,312,821.43	
	TOTAL FUND		\$ 1,665,582.35	\$ 3,095,797.89	\$ 3,312,821.43	\$ 1,448,558.81
COURT APPOINTED SPECIAL ADVOCATE FUND						
SPA	SP2275	APPROPRIATED ACTIVITY		\$ -	\$ 3,460,116.07	
SPA	SP2275	SUPREME COURT REVENUE COLLECTIONS		8,050,385.26	-	
	TOTAL FUND		\$ 4,862,375.23	\$ 8,050,385.26	\$ 3,460,116.07	\$ 9,452,644.42
CONFIDENTIAL INTERMEDIARY/FIDUCIARY FUND						
SPA	SP2276	APPROPRIATED ACTIVITY		\$ 96,348.29	\$ 311,838.06	
SPA	SP2276	SUPREME COURT OTHER FUNDS		78,405.19	-	
SPA	SP2276	SUPREME COURT REVENUE COLLECTIONS		211,672.08	-	
	TOTAL FUND		\$ 752,764.14	\$ 386,425.56	\$ 311,838.06	\$ 827,351.64
DRUG TREATMENT AND EDUCATION FUND						
SPA	SP2277	APPROPRIATED ACTIVITY		\$ -	\$ 479,689.92	
SPA	SP2277	DRUG EDUCATION PROGRAMS		9,587,620.08	8,819,379.63	
	TOTAL FUND		\$ 1,199,267.72	\$ 9,587,620.08	\$ 9,299,069.55	\$ 1,487,818.25
ARIZONA LENGTHY TRIAL FUND						
SPA	SP2382	REIMBURSEMENT OF JUROR COSTS		\$ 731,477.42	\$ 575,093.58	
	TOTAL FUND		\$ 176,314.70	\$ 731,477.42	\$ 575,093.58	\$ 332,698.54
CRIMINAL CASE PROCESSING-ENFORCEMENT IMPROVEMENT FUND						
			\$ 14,219.29	\$ -	\$ -	\$ 14,219.29
CERTIFIED REPORTERS FUND						
SPA	SP2440	COURT REPORTER CERTIFICATION - LICENSING		\$ 157,474.65	\$ 44,932.10	
	TOTAL FUND		\$ 79,403.85	\$ 157,474.65	\$ 44,932.10	\$ 191,946.40
STATE AID TO THE COURTS FUND						
SPA	SP2446	APPROPRIATED ACTIVITY		\$ 1,905,566.81	\$ 1,928,390.98	
	TOTAL FUND		\$ 477,697.34	\$ 1,905,566.81	\$ 1,928,390.98	\$ 454,873.17
DRUG AND GANG ENFORCEMENT FUND						
SPA	SP2516	DRUG ENFORCEMENT ACCOUNT		\$ 998,022.97	\$ 992,731.24	
	TOTAL FUND		\$ 86.52	\$ 998,022.97	\$ 992,731.24	\$ 5,378.25
PUBLIC DEFENDER TRAINING FUND						
SPA	SP3013	PDTF ADMINISTRATION		\$ 530,268.37	\$ 531,023.87	
	TOTAL FUND		\$ 3,608.87	\$ 530,268.37	\$ 531,023.87	\$ 2,853.37
PEACE OFFICER TRAINING EQUIPMENT FUND						
SPA	SP3075	APPROPRIATED ACTIVITY		\$ 768,458.80	\$ -	
	TOTAL FUND		\$ 304,842.45	\$ 768,458.80	\$ -	\$ 1,073,301.25
ALTERNATIVE DISPUTE RESOLUTION FUND						
SPA	SP3245	ALTERNATIVE DISPUTE RESOLUTION PROGRAMS		\$ 363,985.84	\$ 185,591.81	
	TOTAL FUND		\$ 291,247.20	\$ 363,985.84	\$ 185,591.81	\$ 469,641.23
SECRETARY OF STATE						
FEDERAL GRANT FUND						
STA	ST2000	2020 HELP AMERICA VOTE ACT GRANT		\$ 7,859,197.59	\$ -	
STA	ST2000	ARIZONA HUMANITIES-NATIONAL ENDOWMENT FOR		5,000.00	499.00	
STA	ST2000	ERIC MAILING PROGRAM		-	(33,133.28)	
STA	ST2000	LIBRARY SERVICES - TECHNOLOGY ACT		3,193,698.58	3,107,875.02	
	TOTAL FUND		\$ 187,646.39	\$ 11,057,896.17	\$ 3,075,240.74	\$ 8,170,301.82
STATE LIBRARY FUND						
STA	ST2115	STATE LIBRARY COLLECTIONS		\$ 31,420.42	\$ 27,400.00	
STA	ST2116	PROGRAMS AND EVENTS		17,589.88	3,472.51	
STA	ST2117	BRAILLE TALKING BOOK LIBRARY		148,754.55	150,078.28	

See accompanying notes to financial statements.

STATE OF ARIZONA
STATEMENT OF REVENUES, EXPENDITURES AND CHANGES IN FUND BALANCE
BUDGETARY (LEGAL) BASIS
FOR THE YEAR ENDED JUNE 30, 2020

AGY	FUND	APPROPRIATION NAME	FUND BALANCE JULY 1, 2019	REVENUES AND TRANSFERS IN	EXPENDITURES AND TRANSFERS OUT	FUND BALANCE JUNE 30, 2020
TOTAL FUND			<u>\$ 1,122,999.85</u>	<u>\$ 197,764.85</u>	<u>\$ 180,950.79</u>	<u>\$ 1,139,813.91</u>
DATA PROCESSING ACQUISITION FUND						
STA	ST2265	DATA PROCESSING UPGRADES		\$ 115,866.13	\$ 331,488.28	
TOTAL FUND			<u>\$ 298,378.22</u>	<u>\$ 115,866.13</u>	<u>\$ 331,488.28</u>	<u>\$ 82,756.07</u>
ELECTION SYSTEMS IMPROVEMENT FUND						
STA	ST2357	APPROPRIATED ACTIVITY		\$ 6,781,699.31	\$ 4,172,457.26	
STA	ST2357	ELECTION SYSTEMS IMPROVEMENT FUND NON-		1,690,562.12	-	
TOTAL FUND			<u>\$ 6,607,096.95</u>	<u>\$ 8,472,261.43</u>	<u>\$ 4,172,457.26</u>	<u>\$ 10,906,901.12</u>
COUNTY CONTRIBUTIONS TO THE VOTER REGISTRATION SYSTEM FUND						
STA	ST2367	COUNTY CONTRIBUTIONS TO THE VOTER REGISTRATION		\$ -	\$ (58,987.20)	
TOTAL FUND			<u>\$ -</u>	<u>\$ -</u>	<u>\$ (58,987.20)</u>	<u>\$ 58,987.20</u>
NOTARY BOND FUND						
STA	ST2387	NOTARY BOND		\$ 107,004.71	\$ 114,346.81	
TOTAL FUND			<u>\$ 40,168.47</u>	<u>\$ 107,004.71</u>	<u>\$ 114,346.81</u>	<u>\$ 32,826.37</u>
STANDING POLITICAL COMMITTEE ADMIN FUND						
STA	ST2426	CAMPAIGN FINANCE LAW ADMINISTRATION		\$ 115.31	\$ -	
TOTAL FUND			<u>\$ 78,903.74</u>	<u>\$ 115.31</u>	<u>\$ -</u>	<u>\$ 79,019.05</u>
RECORDS SERVICES FUND						
STA	ST2431	APPROPRIATED ACTIVITY		\$ -	\$ 761,379.43	
STA	ST2431	RECORDS MANAGEMENT FUND-REVENUE COLLECT		1,135,849.05	-	
TOTAL FUND			<u>\$ 214,347.63</u>	<u>\$ 1,135,849.05</u>	<u>\$ 761,379.43</u>	<u>\$ 588,817.25</u>
INTERGOVERNMENTAL AND INTERAGENCY SERVICE AGREEMENT FUND						
STA	ST2500	ISA AND IGA FUND		\$ -	\$ 25,139.20	
STA	ST2500	LAPR COSC IGA FOR DIGITAL RECORDS REPOSITORY		75,000.00	-	
TOTAL FUND			<u>\$ 25,139.20</u>	<u>\$ 75,000.00</u>	<u>\$ 25,139.20</u>	<u>\$ 75,000.00</u>
ELECTION TRAINING FUND						
STA	ST2521	ELECTION CERTIFICATION TRAINING		\$ 5,038.43	\$ 3,702.56	
TOTAL FUND			<u>\$ 3,611.94</u>	<u>\$ 5,038.43</u>	<u>\$ 3,702.56</u>	<u>\$ 4,947.81</u>
ADDRESS CONFIDENTIALITY PROGRAM FUND						
STA	ST2557	ADDRESS CONFIDENTIALITY PROGRAM		\$ 414,209.58	\$ 425,711.45	
TOTAL FUND			<u>\$ 303,023.87</u>	<u>\$ 414,209.58</u>	<u>\$ 425,711.45</u>	<u>\$ 291,522.00</u>
MUSEUM GIFT SHOP REVOLVING FUND						
STA	ST4008	ARIZONA CAPITOL MUSEUM		\$ 33,083.67	\$ 18,959.86	
TOTAL FUND			<u>\$ 24,369.28</u>	<u>\$ 33,083.67</u>	<u>\$ 18,959.86</u>	<u>\$ 38,493.09</u>
OFFICE OF TOURISM						
TOURISM FUND						
TOA	TO2236	PROP 202 STATEWIDE TOURISM PROMOTION		\$ 10,486,169.85	\$ 10,658,427.98	
TOA	TO2236	PROP302 MARICOPA COUNTY TOURISM PROMOTIO		9,497,977.14	9,010,755.21	
TOA	TO2236	STATE TOURISM PROMOTION		8,183,393.08	8,044,897.67	
TOTAL FUND			<u>\$ 3,440,496.24</u>	<u>\$ 28,167,540.07</u>	<u>\$ 27,714,080.86</u>	<u>\$ 3,893,955.45</u>
INTERGOVERNMENTAL AND INTERAGENCY SERVICE AGREEMENT FUND						
TOA	TO2500	INTERAGENCY SERVICE AGREEMENTS		\$ 950,000.00	\$ 221,574.44	
TOTAL FUND			<u>\$ -</u>	<u>\$ 950,000.00</u>	<u>\$ 221,574.44</u>	<u>\$ 728,425.56</u>
STATE TREASURER						
PUBLIC ROADS AND PUBLIC EDUCATION FUND						
TRA	TR2059	FUND ADMINISTRATION		\$ 799,852.54	\$ -	
TOTAL FUND			<u>\$ 84,020.23</u>	<u>\$ 799,852.54</u>	<u>\$ -</u>	<u>\$ 883,872.77</u>
MEDICAL SERVICES ENHANCEMENT FUND						
TRA	TR2186	FUND ADMINISTRATION		\$ 0.02	\$ -	
TOTAL FUND			<u>\$ (0.02)</u>	<u>\$ 0.02</u>	<u>\$ -</u>	<u>\$ -</u>

See accompanying notes to financial statements.

STATE OF ARIZONA
STATEMENT OF REVENUES, EXPENDITURES AND CHANGES IN FUND BALANCE
BUDGETARY (LEGAL) BASIS
FOR THE YEAR ENDED JUNE 30, 2020

AGY	FUND	APPROPRIATION NAME	FUND BALANCE JULY 1, 2019	REVENUES AND TRANSFERS IN	EXPENDITURES AND TRANSFERS OUT	FUND BALANCE JUNE 30, 2020
AZ CONVENTION CENTER DEVELOPMENT FUND						
TRA	TR2375	AZ CONVENTION CENTER DEVELOPMENT		\$ 23,499,950.00	\$ 23,499,950.00	
	TOTAL FUND		<u>\$ -</u>	<u>\$ 23,499,950.00</u>	<u>\$ 23,499,950.00</u>	<u>\$ -</u>
TREASURER EMPOWERMENT SCHOLARSHIP ACCOUNT FUND						
TRA	TR2571	APPROPRIATED ACTIVITY		\$ 1,185,665.21	\$ 304,400.00	
	TOTAL FUND		<u>\$ 1,869,794.62</u>	<u>\$ 1,185,665.21</u>	<u>\$ 304,400.00</u>	<u>\$ 2,751,059.83</u>
PUBLIC DEPOSIT ADMINISTRATION FUND						
TRA	TR2574	PUB ADM FUND FEES		\$ 98,139.80	\$ 42,521.00	
	TOTAL FUND		<u>\$ 349,905.04</u>	<u>\$ 98,139.80</u>	<u>\$ 42,521.00</u>	<u>\$ 405,523.84</u>
ARIZONA PUBLIC SCHOOL CREDIT ENHANCEMENT FUND						
TRA	TR2675	ARIZONA PUBLIC SCHOOL CREDIT ENHANCEMENT FUND		\$ 383,478.99	\$ -	
TRA	TR2676	ARIZONA PUBLIC SCHOOL CREDIT ENHANCEMENT FUND		70,993.77	-	
	TOTAL FUND		<u>\$ 25,141,337.27</u>	<u>\$ 454,472.76</u>	<u>\$ -</u>	<u>\$ 25,595,810.03</u>
AZ FALLEN FIREFIGHTER MEMORIAL FUND						
TRA	TR3033	FUND ADMINISTRATION		\$ 4.76	\$ -	
	TOTAL FUND		<u>\$ 261.84</u>	<u>\$ 4.76</u>	<u>\$ -</u>	<u>\$ 266.60</u>
BUDGET STABILIZATION FUND						
TRA	TR3034	APPROPRIATED ACTIVITY		\$ -	\$ 55,000,000.00	
TRA	TR3034	FUND ADMINISTRATION		307,218,950.64	16,816,124.70	
	TOTAL FUND		<u>\$ 742,968,155.30</u>	<u>\$ 307,218,950.64</u>	<u>\$ 71,816,124.70</u>	<u>\$ 978,370,981.24</u>
PEACE OFFICER TRAINING EQUIPMENT FUND						
TRA	TR3075	PEACE OFFICER TRAINING EQPT FD		\$ 1,316,652.82	\$ 1,220,635.96	
	TOTAL FUND		<u>\$ 626.63</u>	<u>\$ 1,316,652.82</u>	<u>\$ 1,220,635.96</u>	<u>\$ 96,643.49</u>
CONDEMNATION FUND						
TRA	TR3157	FUND ADMINISTRATION		\$ 2,887,204.63	\$ 6,395,022.66	
	TOTAL FUND		<u>\$ 14,854,641.46</u>	<u>\$ 2,887,204.63</u>	<u>\$ 6,395,022.66</u>	<u>\$ 11,346,823.43</u>
LOCAL GOVERNMENT INVESTMENT POOL FUND						
TRA	TR3166	FUND ADMINISTRATION		\$ 22,063,533.47	\$ -	
TRA	TR3166	INTEREST EARNING		28,357,879.90	-	
TRA	TR3167	INTEREST EARNING		22,554,943.32	-	
TRA	TR3173	FUND ADMINISTRATION		-	201,953.21	
TRA	TR3176	FUND ADMINISTRATION		7,175,938.70	-	
TRA	TR3176	INTEREST EARNING		941,506.25	-	
TRA	TR3177	FUND ADMINISTRATION		1,778,094.05	-	
	TOTAL FUND		<u>\$ 3,610,453,092.42</u>	<u>\$ 82,871,895.69</u>	<u>\$ 201,953.21</u>	<u>\$ 3,693,123,034.90</u>
	LGIP-COP INVESTMENT HELD FOR TRUSTEE FUND		<u>\$ (32,178,330.35)</u>	<u>\$ -</u>	<u>\$ -</u>	<u>\$ (32,178,330.35)</u>
ARIZONA PEACE OFFICERS MEMORIAL FUND						
TRA	TR3191	FUND ADMINISTRATION		\$ 1,000,032.40	\$ -	
	TOTAL FUND		<u>\$ 1,782.56</u>	<u>\$ 1,000,032.40</u>	<u>\$ -</u>	<u>\$ 1,001,814.96</u>
TREASURER ENDOWMENT FIXED-INCOME POOL FUND						
TRA	TR3318	FUND ADMINISTRATION		\$ 49,332,945.41	\$ 5,861,289.87	
	TOTAL FUND		<u>\$ 2,458,477,215.27</u>	<u>\$ 49,332,945.41</u>	<u>\$ 5,861,289.87</u>	<u>\$ 2,501,948,870.81</u>
ARIZONA ENDOWMENT TRUST FUND						
TRA	TR3319	FUND ADMINISTRATION		\$ 1,300,000.00	\$ -	
	TOTAL FUND		<u>\$ -</u>	<u>\$ 1,300,000.00</u>	<u>\$ -</u>	<u>\$ 1,300,000.00</u>
ENDOWMENT RENTAL INCOME PREPAYMENT FUND						
TRA	TR3323	FUND ADMINISTRATION		\$ 527,461.02	\$ 6,909,008.40	
	TOTAL FUND		<u>\$ 51,989,309.45</u>	<u>\$ 527,461.02</u>	<u>\$ 6,909,008.40</u>	<u>\$ 45,607,762.07</u>
CRIMINAL JUSTICE ENHANCEMENT FUND						
TRA	TR3702	FUND ADMINISTRATION		\$ 45,490.13	\$ -	
	TOTAL FUND		<u>\$ 0.01</u>	<u>\$ 45,490.13</u>	<u>\$ -</u>	<u>\$ 45,490.14</u>
TREASURER ADMINISTRATIVE FUND						

See accompanying notes to financial statements.

STATE OF ARIZONA
STATEMENT OF REVENUES, EXPENDITURES AND CHANGES IN FUND BALANCE
BUDGETARY (LEGAL) BASIS
FOR THE YEAR ENDED JUNE 30, 2020

AGY	FUND	APPROPRIATION NAME	FUND BALANCE JULY 1, 2019	REVENUES AND TRANSFERS IN	EXPENDITURES AND TRANSFERS OUT	FUND BALANCE JUNE 30, 2020
TRA	TR3738	FUND ADMINISTRATION		\$ 23,407.99	\$ 23,338.83	
TRA	TR3739	FUND ADMINISTRATION		65,709.99	65,191.29	
TRA	TR3740	FUND ADMINISTRATION		13,273.62	12,419.99	
TRA	TR3741	BANKING FEES		7,386,553.37	5,623,485.35	
TRA	TR4501	FILL THE GAP ASSESSMENT COLLECTIONS		8,163.19	-	
TRA	TR4502	FILL THE GAP ASSESSMENT COLLECTIONS		(6,813.48)	-	
	TOTAL FUND		\$ (143,549,828.93)	\$ 7,490,294.68	\$ 5,724,435.46	\$ (141,783,969.71)
CENTRAL AZ WATER CONSERVATION DISTRICT FUND						
TRA	TR3742	INTEREST EARNING		\$ 9,064,762.89	\$ -	
	TOTAL FUND		\$ 395,145,043.08	\$ 9,064,762.89	\$ -	\$ 404,209,805.97
STATE TREASURER OPERATING FUND						
TRA	TR3795	APPROPRIATED ACTIVITY		\$ 3,350,800.18	\$ 3,044,939.54	
	TOTAL FUND		\$ 504,895.84	\$ 3,350,800.18	\$ 3,044,939.54	\$ 810,756.48
STATE TREASURER MANAGEMENT FUND						
TRA	TR3799	APPROPRIATED ACTIVITY		\$ 44,574.22	\$ 351,285.18	
	TOTAL FUND		\$ 306,710.96	\$ 44,574.22	\$ 351,285.18	\$ -
LOCAL TRANS ASSISTANCE FUND						
TRA	TR3848	FUND ADMINISTRATION		\$ 887.85	\$ -	
	TOTAL FUND		\$ (13,765,066.34)	\$ 887.85	\$ -	\$ (13,764,178.49)
CASH DEPOSIT - LIEU OF BOND FUND						
TRA	TR6071	FUND ADMINISTRATION		\$ (65,364,631.66)	\$ (60,333.71)	
TRA	TR6201	FUND ADMINISTRATION		449.12	-	
	TOTAL FUND		\$ 76,059,883.05	\$ (65,364,182.54)	\$ (60,333.71)	\$ 10,756,034.22
PRIVATE POSTSECONDARY EDUCATION CASH BOND FUND						
TRA	TR6210	FUND ADMINISTRATION		\$ 50,937.10	\$ 32,908.42	
	TOTAL FUND		\$ 294,872.25	\$ 50,937.10	\$ 32,908.42	\$ 312,900.93
PLAN SIX FACILITY - CAWCD FUND						
TRA	TR6372	FUND ADMINISTRATION		\$ 462.78	\$ 467.13	
	TOTAL FUND		\$ 730.49	\$ 462.78	\$ 467.13	\$ 726.14
TELEPHONE SOLICITATION CASH BOND FUND						
TRA	TR6420	FUND ADMINISTRATION		\$ 237.48	\$ -	
TRA	TR6491	FUND ADMINISTRATION		10.09	-	
	TOTAL FUND		\$ 13,615.49	\$ 247.57	\$ -	\$ 13,863.06
DES UNEMPLOYMENT BENEFIT FUND						
TRA	TR9005	PRIOR YEAR ADJUSTMENT		\$ -	\$ 756,897.86	
TRA	TR9005	TREASURY FUND CLEARING		681,085.46	-	
	TOTAL FUND		\$ 2,644,251.88	\$ 681,085.46	\$ 756,897.86	\$ 2,568,439.48
	TREASURER INTEREST CLEARING FUND		\$ 18,610,245.01	\$ -	\$ -	\$ 18,610,245.01
HEALTH AND WELFARE						
ARIZONA COMMISSION OF AFRICAN-AMERICAN AFFAIRS						
AZ COMMISSION OF AFRICAN-AMERICAN AFFAIRS FUND						
AMA	AM2397	AFRICAN AMERICAN AFFAIRS		\$ 3,050.00	\$ 5,535.31	
	TOTAL FUND		\$ 7,304.18	\$ 3,050.00	\$ 5,535.31	\$ 4,818.87
DEPARTMENT OF CHILD SAFETY						
FEDERAL GRANT FUND						
CHA	CH2000	APPROPRIATED ACTIVITY		\$ -	\$ 550,986,689.38	
CHA	CH2000	DCS GUARDIAN		-	21,074,682.45	
CHA	CH2000	DCS NON-APPROPRIATED		23,277.98	62,977,238.34	
CHA	CH2000	DCS REVENUE RECOGNITION		633,800,986.53	-	
CHA	CH2000	OTHER NON APPROPRIATED ACTIVITY		12,244,857.56	-	
	TOTAL FUND		\$ 18,264,231.80	\$ 646,069,122.07	\$ 635,038,610.17	\$ 29,294,743.70

See accompanying notes to financial statements.

STATE OF ARIZONA
STATEMENT OF REVENUES, EXPENDITURES AND CHANGES IN FUND BALANCE
BUDGETARY (LEGAL) BASIS
FOR THE YEAR ENDED JUNE 30, 2020

AGY	FUND	APPROPRIATION NAME	FUND BALANCE JULY 1, 2019	REVENUES AND TRANSFERS IN	EXPENDITURES AND TRANSFERS OUT	FUND BALANCE JUNE 30, 2020
STATEWIDE DONATIONS FUND						
CHA	CH2025	DCS NON-APPROPRIATED		\$ 32,671.82	\$ 26,935.23	
	TOTAL FUND		<u>\$ 14,627.28</u>	<u>\$ 32,671.82</u>	<u>\$ 26,935.23</u>	<u>\$ 20,363.87</u>
CHILD ABUSE PREVENTION FUND						
CHA	CH2162	APPROPRIATED ACTIVITY		\$ -	\$ 1,584,781.34	
CHA	CH2162	DCS REVENUE RECOGNITION		1,878,974.64	-	
CHA	CH2162	OTHER NON APPROPRIATED ACTIVITY		(987,686.61)	-	
	TOTAL FUND		<u>\$ 1,135,409.91</u>	<u>\$ 891,288.03</u>	<u>\$ 1,584,781.34</u>	<u>\$ 441,916.60</u>
CHILD FAMILY SERVICES TRAINING PROGRAM FUND						
CHA	CH2173	APPROPRIATED ACTIVITY		\$ -	\$ 203,019.15	
CHA	CH2173	DCS REVENUE RECOGNITION		453,097.85	-	
CHA	CH2173	OTHER NON APPROPRIATED ACTIVITY		(394,200.00)	-	
	TOTAL FUND		<u>\$ 202,816.65</u>	<u>\$ 58,897.85</u>	<u>\$ 203,019.15</u>	<u>\$ 58,695.35</u>
CHILD PASSENGER RESTRAINT FUND						
CHA	CH2192	DCS IN-HOME PREVENTATIVE SUPPORT SERVICES-2192		\$ (64,044.25)	\$ 88,097.42	
CHA	CH2192	DES REVENUE RECOGNITION		125,213.17	-	
	TOTAL FUND		<u>\$ 64,044.25</u>	<u>\$ 61,168.92</u>	<u>\$ 88,097.42</u>	<u>\$ 37,115.75</u>
EMPLOYEE RECOGNITION FUND						
CHA	CH2449	DCS NON-APPROPRIATED		\$ 2,145.50	\$ 1,445.49	
	TOTAL FUND		<u>\$ 466.28</u>	<u>\$ 2,145.50</u>	<u>\$ 1,445.49</u>	<u>\$ 1,166.29</u>
INTERGOVERNMENTAL AND INTERAGENCY SERVICE AGREEMENT FUND						
CHA	CH2500	DCS OPERATING NON-APPROPRIATED		\$ 71,921.00	\$ -	
CHA	CH2500	DCS PREVENTIVE SERVICES NON-APPROPRIATED		-	6,242,459.10	
CHA	CH2500	DCS REVENUE RECOGNITION		10,259,172.88	-	
	TOTAL FUND		<u>\$ -</u>	<u>\$ 10,331,093.88</u>	<u>\$ 6,242,459.10</u>	<u>\$ 4,088,634.78</u>
AUTOMATION PROJECTS FUND						
CHA	CH2566	APPROPRIATED ACTIVITY		\$ -	\$ 5,756,371.21	
CHA	CH2566	DCS REVENUE RECOGNITION		8,500,000.00	-	
	TOTAL FUND		<u>\$ -</u>	<u>\$ 8,500,000.00</u>	<u>\$ 5,756,371.21</u>	<u>\$ 2,743,628.79</u>
ECONOMIC SECURITY CLIENT TRUST FUND						
CHA	CH3152	DCS NON-APPROPRIATED		\$ (225,563.09)	\$ 7,175,515.74	
CHA	CH3152	DCS REVENUE RECOGNITION		10,004,786.24	-	
CHA	CH3152	OTHER NON APPROPRIATED ACTIVITY		(4,661,300.00)	-	
	TOTAL FUND		<u>\$ 8,403,889.87</u>	<u>\$ 5,117,923.15</u>	<u>\$ 7,175,515.74</u>	<u>\$ 6,346,297.28</u>
RISK MANAGEMENT FUND						
CHA	CH4216	APPROPRIATED ACTIVITY		\$ (101,920.73)	\$ 2,472,947.87	
	TOTAL FUND		<u>\$ 2,749,610.16</u>	<u>\$ (101,920.73)</u>	<u>\$ 2,472,947.87</u>	<u>\$ 174,741.56</u>
DEPARTMENT OF ECONOMIC SECURITY						
INDIRECT COST RECOVERY FUND						
DEA	DE1030	APPROPRIATED ACTIVITY		\$ 153,110.52	\$ 153,110.52	
	TOTAL FUND		<u>\$ -</u>	<u>\$ 153,110.52</u>	<u>\$ 153,110.52</u>	<u>\$ -</u>
FEDERAL GRANT FUND						
DEA	DE2000	ADMINISTRATION		\$ 12,107,865.23	\$ 118,182,655.44	
DEA	DE2000	APPROPRIATED ACTIVITY		-	309,643,331.68	
DEA	DE2000	DCSS IGAS		-	342,178.00	
DEA	DE2000	DES REVENUE RECOGNITION		879,537,735.22	-	
DEA	DE2000	DIVISION OF AGING AND COMMUNITY SERVICES		-	109,149,706.68	
DEA	DE2000	DIVISION OF BENEFITS AND MED ELIGIBILITY		-	200,825,992.94	
DEA	DE2000	DIVISION OF DEVELOPMENTAL DISABILITIES		-	415,558.51	
DEA	DE2000	DIVISION OF EMPLOYMENT AND REHAB SERVICE		954,238.61	146,970,392.25	
DEA	DE2000	DIVISION OF LONG TERM CARE		-	4,156,553.98	
	TOTAL FUND		<u>\$ 43,816,683.54</u>	<u>\$ 892,599,839.06</u>	<u>\$ 889,686,369.48</u>	<u>\$ 46,730,153.12</u>
DEVELOPMENTALLY DISABLED CLIENT TRUST FUND						
DEA	DE2019	DES REVENUE RECOGNITION		\$ (100,000.00)	\$ -	
DEA	DE2019	DIVISION OF DEVELOPMENTAL DISABILITIES		101,179.76	21,190.80	

See accompanying notes to financial statements.

STATE OF ARIZONA
STATEMENT OF REVENUES, EXPENDITURES AND CHANGES IN FUND BALANCE
BUDGETARY (LEGAL) BASIS
FOR THE YEAR ENDED JUNE 30, 2020

AGY	FUND	APPROPRIATION NAME	FUND BALANCE JULY 1, 2019	REVENUES AND TRANSFERS IN	EXPENDITURES AND TRANSFERS OUT	FUND BALANCE JUNE 30, 2020
TOTAL FUND			<u>\$ 64,647.82</u>	<u>\$ 1,179.76</u>	<u>\$ 21,190.80</u>	<u>\$ 44,636.78</u>
SPECIAL ADMINISTRATION FUND						
DEA	DE2066	APPROPRIATED ACTIVITY		\$ -	\$ 5,657,882.38	
DEA	DE2066	DES REVENUE RECOGNITION		4,104,818.82	-	
TOTAL FUND			<u>\$ 4,685,106.04</u>	<u>\$ 4,104,818.82</u>	<u>\$ 5,657,882.38</u>	<u>\$ 3,132,042.48</u>
CHILD SUPPORT ENFORCEMENT ADMINISTRATION FUND						
DEA	DE2091	APPROPRIATED ACTIVITY		\$ -	\$ 42,809,168.64	
DEA	DE2091	DES REVENUE RECOGNITION		52,619,501.29	-	
TOTAL FUND			<u>\$ (143,270.85)</u>	<u>\$ 52,619,501.29</u>	<u>\$ 42,809,168.64</u>	<u>\$ 9,667,061.80</u>
ECONOMIC SECURITY CAPITAL INVESTMENTS FUND						
DEA	DE2093	DES REVENUE RECOGNITION		\$ 49,925.00	\$ -	
TOTAL FUND			<u>\$ 431,626.13</u>	<u>\$ 49,925.00</u>	<u>\$ -</u>	<u>\$ 481,551.13</u>
DOMESTIC VIOLENCE SERVICES FUND						
DEA	DE2160	APPROPRIATED ACTIVITY		\$ 2,551,898.77	\$ 3,084,607.13	
TOTAL FUND			<u>\$ 2,922,921.33</u>	<u>\$ 2,551,898.77</u>	<u>\$ 3,084,607.13</u>	<u>\$ 2,390,212.97</u>
PUBLIC ASSISTANCE COLLECTIONS FUND						
DEA	DE2217	APPROPRIATED ACTIVITY		\$ 51,210.97	\$ (1.14)	
TOTAL FUND			<u>\$ 421,667.78</u>	<u>\$ 51,210.97</u>	<u>\$ (1.14)</u>	<u>\$ 472,879.89</u>
DEPT LONG-TERM CARE SYSTEM FUND						
DEA	DE2224	APPROPRIATED ACTIVITY		\$ -	\$ 2,023,995,772.86	
DEA	DE2224	DES REVENUE RECOGNITION		2,137,742,221.32	-	
DEA	DE2224	DIVISION OF LONG TERM CARE		-	(61,197,692.49)	
TOTAL FUND			<u>\$ 32,447,298.84</u>	<u>\$ 2,137,742,221.32</u>	<u>\$ 1,962,798,080.37</u>	<u>\$ 207,391,439.79</u>
SPINAL AND HEAD INJURIES TRUST FUND						
DEA	DE2335	APPROPRIATED ACTIVITY		\$ -	\$ 4,016,930.55	
DEA	DE2335	DES REVENUE RECOGNITION		1,825,591.80	-	
TOTAL FUND			<u>\$ 2,862,076.66</u>	<u>\$ 1,825,591.80</u>	<u>\$ 4,016,930.55</u>	<u>\$ 670,737.91</u>
FAMILY CAREGIVER GRANT PROGRAM FUND						
DEA	DE2347	DES REVENUE RECOGNITION		\$ 1,000,000.00	\$ -	
DEA	DE2347	DIVISION OF AGING AND COMMUNITY SERVICES		-	10,199.97	
TOTAL FUND			<u>\$ -</u>	<u>\$ 1,000,000.00</u>	<u>\$ 10,199.97</u>	<u>\$ 989,800.03</u>
NEIGHBORS HELPING NEIGHBORS FUND						
DEA	DE2348	DES REVENUE RECOGNITION		\$ 31,477.87	\$ -	
DEA	DE2348	DIVISION OF AGING AND COMMUNITY SERVICES		-	34,722.00	
TOTAL FUND			<u>\$ 52,353.39</u>	<u>\$ 31,477.87</u>	<u>\$ 34,722.00</u>	<u>\$ 49,109.26</u>
EMPLOYEE RECOGNITION FUND			<u>\$ 2,230.10</u>	<u>\$ -</u>	<u>\$ -</u>	<u>\$ 2,230.10</u>
INTERGOVERNMENTAL AND INTERAGENCY SERVICE AGREEMENT FUND			<u>\$ 56,724.24</u>	<u>\$ -</u>	<u>\$ -</u>	<u>\$ 56,724.24</u>
TITLE VI-CORONAVIRUS RELIEF FUND						
DEA	DE2975	ADMINISTRATION		\$ 151,804.35	\$ -	
TOTAL FUND			<u>\$ -</u>	<u>\$ 151,804.35</u>	<u>\$ -</u>	<u>\$ 151,804.35</u>
DEVELOPMENTAL DISABILITIES FUND						
DEA	DE3145	ADMINISTRATION		\$ -	\$ 1,526.60	
DEA	DE3145	DES REVENUE RECOGNITION		109.20	-	
DEA	DE3145	DIVISION OF AGING AND COMMUNITY SERVICES		-	18,600.00	
DEA	DE3145	DIVISION OF DEVELOPMENTAL DISABILITIES		-	7,151.73	
DEA	DE3146	DES REVENUE RECOGNITION		28,169.15	-	
DEA	DE3146	DIVISION OF DEVELOPMENTAL DISABILITIES		-	9,041.13	
TOTAL FUND			<u>\$ 188,416.02</u>	<u>\$ 28,278.35</u>	<u>\$ 36,319.46</u>	<u>\$ 180,374.91</u>
ECONOMIC SECURITY CLIENT TRUST FUND			<u>\$ 3,958.70</u>	<u>\$ -</u>	<u>\$ -</u>	<u>\$ 3,958.70</u>
REVENUE FROM STATE OR LOCAL AGENCY FUND						
DEA	DE3193	ADMINISTRATION		\$ 2,127,539.05	\$ 1,804,100.41	
TOTAL FUND			<u>\$ 2,487,609.83</u>	<u>\$ 2,127,539.05</u>	<u>\$ 1,804,100.41</u>	<u>\$ 2,811,048.47</u>

See accompanying notes to financial statements.

STATE OF ARIZONA
STATEMENT OF REVENUES, EXPENDITURES AND CHANGES IN FUND BALANCE
BUDGETARY (LEGAL) BASIS
FOR THE YEAR ENDED JUNE 30, 2020

AGY	FUND	APPROPRIATION NAME	FUND BALANCE JULY 1, 2019	REVENUES AND TRANSFERS IN	EXPENDITURES AND TRANSFERS OUT	FUND BALANCE JUNE 30, 2020
SPECIAL OLYMPICS TAX REFUND FUND						
DEA	DE3207	DDD SPECIAL OLYMPICS		\$ 76,165.46	\$ -	
DEA	DE3207	DIVISION OF LONG TERM CARE		-	15,272.56	
	TOTAL FUND		<u>\$ -</u>	<u>\$ 76,165.46</u>	<u>\$ 15,272.56</u>	<u>\$ 60,892.90</u>
CRISIS CONTINGENCY AND SAFETY NET FUND						
DEA	DE3240	DAAS HOUSING AND FOOD BANK CRISIS		\$ 1,750,000.00	\$ 418,182.13	
	TOTAL FUND		<u>\$ -</u>	<u>\$ 1,750,000.00</u>	<u>\$ 418,182.13</u>	<u>\$ 1,331,817.87</u>
HEALTH SERVICES LOTTERY MONIES FUND						
DEA	DE4250	APPROPRIATED ACTIVITY		\$ -	\$ 1,000,000.00	
	TOTAL FUND		<u>\$ 1,000,000.00</u>	<u>\$ -</u>	<u>\$ 1,000,000.00</u>	<u>\$ -</u>
COMMISSION FOR DEAF AND HARD OF HEARING						
STATEWIDE DONATIONS FUND						
DFA	DF2047	PRIVATE GRANTS		\$ -	\$ 5,000.00	
	TOTAL FUND		<u>\$ 11,599.76</u>	<u>\$ -</u>	<u>\$ 5,000.00</u>	<u>\$ 6,599.76</u>
TELECOMMUNICATION FOR THE DEAF FUND						
DFA	DF2047	APPROPRIATED ACTIVITY		\$ 48.25	\$ 3,117,412.68	
DFA	DF2047	REVENUE COLLECTIONS		3,532,721.74	-	
	TOTAL FUND		<u>\$ 9,859,964.61</u>	<u>\$ 3,532,769.99</u>	<u>\$ 3,117,412.68</u>	<u>\$ 10,275,321.92</u>
DEPARTMENT OF ENVIRONMENTAL QUALITY						
AIR QUALITY FUND						
EVA	EV2000	APPROPRIATED ACTIVITY		\$ (2,076,301.31)	\$ 9,319,720.98	
EVA	EV2000	REVENUE COLLECTIONS APPROP FUNDS		9,083,806.50	-	
EVA	EV2240	REVENUE COLLECTIONS APPROP FUNDS		4,291.75	-	
	TOTAL FUND		<u>\$ 3,716,614.53</u>	<u>\$ 7,011,796.94</u>	<u>\$ 9,319,720.98</u>	<u>\$ 1,408,690.49</u>
PERMIT ADMINISTRATION FUND						
EVA	EV2200	APPROPRIATED ACTIVITY		\$ -	\$ 5,285,665.04	
EVA	EV2200	REVENUE COLLECTIONS APPROP FUNDS		5,396,407.61	-	
	TOTAL FUND		<u>\$ 2,123,453.20</u>	<u>\$ 5,396,407.61</u>	<u>\$ 5,285,665.04</u>	<u>\$ 2,234,195.77</u>
EMISSIONS INSPECTION FUND						
EVA	EV2220	APPROPRIATED ACTIVITY		\$ -	\$ 30,758,040.20	
EVA	EV2220	REVENUE COLLECTIONS APPROP FUNDS		27,774,999.30	-	
	TOTAL FUND		<u>\$ 7,593,533.96</u>	<u>\$ 27,774,999.30</u>	<u>\$ 30,758,040.20</u>	<u>\$ 4,610,493.06</u>
VOLUNTARY EQUIPMENT EMISSIONS REDUCTION FUND						
EVA	EV2310	AIR QUALITY PROGRAMS		\$ -	\$ 1,658.94	
	TOTAL FUND		<u>\$ 1,658.94</u>	<u>\$ -</u>	<u>\$ 1,658.94</u>	<u>\$ -</u>
VOLUNTARY VEHICLE REPAIR RETROFIT PROGRAM FUND						
EVA	EV2365	AIR QUALITY PROGRAMS		\$ -	\$ 1,143,972.34	
EVA	EV2365	REVENUE COLLECTIONS I NON-APPROP FUNDS		1,158,175.98	-	
	TOTAL FUND		<u>\$ 2,143,811.64</u>	<u>\$ 1,158,175.98</u>	<u>\$ 1,143,972.34</u>	<u>\$ 2,158,015.28</u>
EMPLOYEE RECOGNITION FUND						
EVA	EV2449	ADMINISTRATIVE PROGRAMS		\$ -	\$ 6,873.35	
EVA	EV2449	REVENUE COLLECTIONS II NON-APPROP FUNDS		4,429.89	-	
	TOTAL FUND		<u>\$ 5,154.44</u>	<u>\$ 4,429.89</u>	<u>\$ 6,873.35</u>	<u>\$ 2,710.98</u>
SPECIFIC SITE JUDGMENT FUND						
EVA	EV3013	REVENUE COLLECTIONS II NON-APPROP FUNDS		\$ 0.68	\$ -	
EVA	EV3014	REVENUE COLLECTIONS II NON-APPROP FUNDS		0.91	-	
EVA	EV4500	WATER QUALITY PROGRAMS		-	29,776.23	
	TOTAL FUND		<u>\$ 543,675.93</u>	<u>\$ 1.59</u>	<u>\$ 29,776.23</u>	<u>\$ 513,901.29</u>
EMERGENCY RESPONSE FUND						
EVA	EV3031	APPROPRIATED ACTIVITY		\$ -	\$ 132,786.78	
EVA	EV3031	REVENUE COLLECTIONS APPROP FUNDS		109,850.25	-	
EVA	EV3032	REVENUE COLLECTIONS I NON-APPROP FUNDS		64,819.03	-	

See accompanying notes to financial statements.

STATE OF ARIZONA
STATEMENT OF REVENUES, EXPENDITURES AND CHANGES IN FUND BALANCE
BUDGETARY (LEGAL) BASIS
FOR THE YEAR ENDED JUNE 30, 2020

AGY	FUND	APPROPRIATION NAME	FUND BALANCE JULY 1, 2019	REVENUES AND TRANSFERS IN	EXPENDITURES AND TRANSFERS OUT	FUND BALANCE JUNE 30, 2020
TOTAL FUND			<u>\$ 851,954.54</u>	<u>\$ 174,669.28</u>	<u>\$ 132,786.78</u>	<u>\$ 893,837.04</u>
SOLID WASTE FEE FUND						
EVA	EV3110	APPROPRIATED ACTIVITY		\$ -	\$ 1,156,031.13	
EVA	EV3110	REVENUE COLLECTIONS APPROP FUNDS		1,073,946.76	-	
TOTAL FUND			<u>\$ 1,958,886.36</u>	<u>\$ 1,073,946.76</u>	<u>\$ 1,156,031.13</u>	<u>\$ 1,876,801.99</u>
RECYCLING FUND						
EVA	EV3242	APPROPRIATED ACTIVITY		\$ -	\$ 3,187,082.14	
EVA	EV3242	REVENUE COLLECTIONS APPROP FUNDS		2,434,109.99	-	
TOTAL FUND			<u>\$ 1,649,440.87</u>	<u>\$ 2,434,109.99</u>	<u>\$ 3,187,082.14</u>	<u>\$ 896,468.72</u>
HAZARDOUS WASTE MANAGEMENT FUND						
EVA	EV3330	APPROPRIATED ACTIVITY		\$ -	\$ 1,816,687.06	
EVA	EV3330	REVENUE COLLECTIONS APPROP FUNDS		1,619,875.93	-	
TOTAL FUND			<u>\$ 1,101,172.92</u>	<u>\$ 1,619,875.93</u>	<u>\$ 1,816,687.06</u>	<u>\$ 904,361.79</u>
UNDERGROUND STORAGE TANK REVOLVING FUND						
EVA	EV3450	FEDERAL INDIRECT COST RECOVERY		\$ -	\$ 5,000,000.00	
EVA	EV3450	REVENUE COLLECTIONS I NON-APPROP FUNDS		33,587,418.36	-	
EVA	EV3450	WASTE PROGRAMS		20,000.00	50,932,356.38	
TOTAL FUND			<u>\$ 81,708,309.70</u>	<u>\$ 33,607,418.36</u>	<u>\$ 55,932,356.38</u>	<u>\$ 59,383,371.68</u>
USED OIL FUND						
EVA	EV3500	APPROPRIATED ACTIVITY		\$ -	\$ 11.31	
TOTAL FUND			<u>\$ 11.31</u>	<u>\$ -</u>	<u>\$ 11.31</u>	<u>\$ -</u>
WATER QUALITY ASSURANCE REVOLVING FUND						
EVA	EV3640	REVENUE COLLECTIONS I NON-APPROP FUNDS		\$ 1,404.81	\$ -	
EVA	EV3640	WQARF PRIORITY SITES		-	125,549.25	
EVA	EV3650	REVENUE COLLECTIONS I NON-APPROP FUNDS		0.20	-	
EVA	EV3655	WQARF PRIORITY SITES		-	5,947.08	
EVA	EV3660	REVENUE COLLECTIONS I NON-APPROP FUNDS		10,020.50	-	
EVA	EV3660	WQARF PRIORITY SITES		-	10,476.82	
EVA	EV3680	REVENUE COLLECTIONS I NON-APPROP FUNDS		385,631.27	-	
EVA	EV3680	WQARF REMEDIATION		-	248,264.19	
EVA	EV4000	REVENUE COLLECTIONS I NON-APPROP FUNDS		15,764,538.26	-	
EVA	EV4000	WQARF PRIORITY SITES		-	8,780,354.73	
EVA	EV4000	WQARF REMEDIATION		68,470.69	6,522,125.02	
TOTAL FUND			<u>\$ 3,321,041.06</u>	<u>\$ 16,230,065.73</u>	<u>\$ 15,692,717.09</u>	<u>\$ 3,858,389.70</u>
WATER QUALITY FEE FUND						
EVA	EV4100	APPROPRIATED ACTIVITY		\$ -	\$ 7,506,707.32	
EVA	EV4100	REVENUE COLLECTIONS APPROP FUNDS		7,169,921.51	-	
TOTAL FUND			<u>\$ 3,549,132.03</u>	<u>\$ 7,169,921.51</u>	<u>\$ 7,506,707.32</u>	<u>\$ 3,212,346.22</u>
SAFE DRINKING WATER PROGRAM FUND						
EVA	EV4150	APPROPRIATED ACTIVITY		\$ -	\$ 1,708,086.22	
EVA	EV4150	REVENUE COLLECTIONS APPROP FUNDS		1,800,000.00	-	
TOTAL FUND			<u>\$ 825,850.56</u>	<u>\$ 1,800,000.00</u>	<u>\$ 1,708,086.22</u>	<u>\$ 917,764.34</u>
MONITORING ASSISTANCE FUND						
EVA	EV4220	REVENUE COLLECTIONS I NON-APPROP FUNDS		\$ 1,083,729.49	\$ -	
EVA	EV4220	WATER QUALITY PROGRAMS		-	824,185.83	
TOTAL FUND			<u>\$ 742,707.61</u>	<u>\$ 1,083,729.49</u>	<u>\$ 824,185.83</u>	<u>\$ 1,002,251.27</u>
VOLUNTARY REMEDIATION FUND						
EVA	EV4230	REVENUE COLLECTIONS II NON-APPROP FUNDS		\$ 237,982.18	\$ -	
EVA	EV4230	WASTE PROGRAMS		-	337,784.69	
TOTAL FUND			<u>\$ 260,543.70</u>	<u>\$ 237,982.18</u>	<u>\$ 337,784.69</u>	<u>\$ 160,741.19</u>
INSTITUTIONAL AND ENGINEERING CONTROL FUND						
EVA	EV4240	REVENUE COLLECTIONS II NON-APPROP FUNDS		\$ 26,407.88	\$ -	
EVA	EV4240	WASTE PROGRAMS		-	14,783.08	
TOTAL FUND			<u>\$ 96,581.62</u>	<u>\$ 26,407.88</u>	<u>\$ 14,783.08</u>	<u>\$ 108,206.42</u>
FEDERAL GRANT FUND						

See accompanying notes to financial statements.

STATE OF ARIZONA
STATEMENT OF REVENUES, EXPENDITURES AND CHANGES IN FUND BALANCE
BUDGETARY (LEGAL) BASIS
FOR THE YEAR ENDED JUNE 30, 2020

AGY	FUND	APPROPRIATION NAME	FUND BALANCE JULY 1, 2019	REVENUES AND TRANSFERS IN	EXPENDITURES AND TRANSFERS OUT	FUND BALANCE JUNE 30, 2020
EVA	EV8002	AIR QUALITY PROGRAM GRANTS		\$ -	\$ 296,221.84	
EVA	EV8002	REVENUE COLLECTIONS I NON-APPROP FUNDS		293,949.74	-	
EVA	EV8003	REVENUE COLLECTIONS I NON-APPROP FUNDS		2,565,233.07	-	
EVA	EV8003	WASTE PROGRAM GRANTS		-	2,697,658.70	
EVA	EV8004	REVENUE COLLECTIONS I NON-APPROP FUNDS		1,174,291.82	-	
EVA	EV8004	WATER QUALITY PROGRAM GRANTS		-	1,212,695.66	
EVA	EV8241	REVENUE COLLECTIONS I NON-APPROP FUNDS		274,668.58	-	
EVA	EV8241	WASTE PROGRAM GRANTS		-	313,230.09	
EVA	EV8302	REVENUE COLLECTIONS I NON-APPROP FUNDS		833,974.44	-	
EVA	EV8302	WASTE PROGRAM GRANTS		-	882,288.45	
EVA	EV8811	REVENUE COLLECTIONS I NON-APPROP FUNDS		8,919,712.04	-	
EVA	EV8811	WATER QUALITY PROGRAM GRANTS		-	9,550,412.28	
	TOTAL FUND		\$ 503,656.47	\$ 14,061,829.69	\$ 14,952,507.02	\$ (387,020.86)
INDIRECT COST RECOVERY FUND						
EVA	EV9000	APPROPRIATED ACTIVITY		\$ -	\$ 13,781,514.92	
EVA	EV9000	FEDERAL INDIRECT COST RECOVERY		-	(13,511,613.66)	
EVA	EV9000	REVENUE COLLECTIONS II NON-APPROP FUNDS		55,830.00	-	
	TOTAL FUND		\$ 3,856,777.70	\$ 55,830.00	\$ 269,901.26	\$ 3,642,706.44
INTERGOVERNMENTAL AGREEMENTS FUND						
EVA	EV9016	INTERGOVERNMENTAL AGREEMENTS		\$ -	\$ 4,951.37	
	TOTAL FUND		\$ 4,951.37	\$ -	\$ 4,951.37	\$ -
INTERGOVERNMENTAL AND INTERAGENCY SERVICE AGREEMENT FUND						
EVA	EV9500	INTERGOVERNMENTAL AGREEMENTS		\$ 2,661,750.00	\$ 6,399,822.45	
EVA	EV9500	REVENUE COLLECTIONS II NON-APPROP FUNDS		3,766,416.64	-	
	TOTAL FUND		\$ 392,577.27	\$ 6,428,166.64	\$ 6,399,822.45	\$ 420,921.46
ARIZONA HEALTH CARE COST CONTAINMENT SYSTEM						
TOBACCO PRODUCTS TAX FUND						
HCA	HC1303	APPROPRIATED ACTIVITY		\$ -	\$ 34,054,300.00	
HCA	HC1303	TOBACCO PRODUCTS TAX FUND		37,944,829.27	-	
HCA	HC1304	APPROPRIATED ACTIVITY		-	16,216,300.00	
HCA	HC1304	TOBACCO PRODUCTS TAX EHS		18,068,942.66	-	
	TOTAL FUND		\$ -	\$ 56,013,771.93	\$ 50,270,600.00	\$ 5,743,171.93
TOBACCO TAX AND HEALTH CARE FUND						
HCA	HC1306	APPROPRIATED ACTIVITY		\$ -	\$ 66,861,800.00	
HCA	HC1306	TOBACCO TAX - HEALTH CARE FUND		69,143,222.22	700,000.00	
	TOTAL FUND		\$ -	\$ 69,143,222.22	\$ 67,561,800.00	\$ 1,581,422.22
FEDERAL GRANT FUND						
HCA	HC2000	BHS NONMEDICAID FEDERAL GRANTS		\$ 84,426,753.60	\$ 85,776,222.43	
	TOTAL FUND		\$ 1,445,868.93	\$ 84,426,753.60	\$ 85,776,222.43	\$ 96,400.10
AHCCCS FUND						
HCA	HC2120	ACUTE COUNTY REVENUE		\$ 44,947,881.37	\$ -	
HCA	HC2120	ACUTE FEDERAL REVENUE AND EXPENSE		107,190,258.46	105,890,258.46	
HCA	HC2120	ADHS ASIIS IMMUNIZATION REGISTRY		85,504.38	85,504.38	
HCA	HC2120	AHCCCS FUND - APSI		90,345,764.73	90,345,764.73	
HCA	HC2120	APPROPRIATED ACTIVITY		8,278,813,033.60	8,353,461,110.53	
HCA	HC2120	DES CASE MANAGEMENT FOR ADULT PROTECTIVE		212,360.02	212,360.02	
HCA	HC2120	DISPROPORTIONATE SHARE		175,389,817.23	84,949,082.40	
HCA	HC2120	FREEDOM TO WORK REV-EXP		100,976.83	-	
HCA	HC2120	HEALTH INFO TECH EHR INCENTIVE PAYMENTS		4,832,590.78	4,832,590.78	
HCA	HC2120	SBS ADMINISTRATION FEE		1,082,735.82	-	
	TOTAL FUND		\$ 40,799,568.08	\$ 8,703,000,923.22	\$ 8,639,776,671.30	\$ 104,023,820.00
DELIVERY SYSTEM REFORM INCENTIVE PAYMENT FUND						
HCA	HC2130	APPROPRIATED ACTIVITY		\$ 68,534,208.37	\$ 48,461,930.64	
HCA	HC2130	DELIVERY SYSTEM REFORM INCENTIVE PAYMENT		9,000,000.00	121,717.16	
	TOTAL FUND		\$ 18,891,619.23	\$ 77,534,208.37	\$ 48,583,647.80	\$ 47,842,179.80
AZ LONG-TERM CARE SYSTEM FUND						
HCA	HC2223	APPROPRIATED ACTIVITY		\$ 1,195,856,700.99	\$ 1,444,953,444.62	

See accompanying notes to financial statements.

STATE OF ARIZONA
STATEMENT OF REVENUES, EXPENDITURES AND CHANGES IN FUND BALANCE
BUDGETARY (LEGAL) BASIS
FOR THE YEAR ENDED JUNE 30, 2020

AGY	FUND	APPROPRIATION NAME	FUND BALANCE JULY 1, 2019	REVENUES AND TRANSFERS IN	EXPENDITURES AND TRANSFERS OUT	FUND BALANCE JUNE 30, 2020
HCA	HC2223	LONG TERM CARE FUND - APSI		12,388,533.20	12,388,533.20	
HCA	HC2223	LTC COUNTY REVENUE		291,575,759.00	-	
HCA	HC2223	LTC FED REVENUE - DES - DD		1,584,400,978.97	1,584,366,974.84	
	TOTAL FUND		\$ 28,248,087.07	\$ 3,084,221,972.16	\$ 3,041,708,952.66	\$ 70,761,106.57
SUBSTANCE ABUSE SERVICES FUND						
HCA	HC2227	APPROPRIATED ACTIVITY		\$ 1,150,240.25	\$ 1,350,200.00	
HCA	HC2319	APPROPRIATED ACTIVITY		761,426.66	900,000.00	
	TOTAL FUND		\$ 2,569,179.54	\$ 1,911,666.91	\$ 2,250,200.00	\$ 2,230,646.45
SUBSTANCE USE DISORDER SERVICES FUND						
HCA	HC2325	SUBSTANCE USE DISORDER SERVICES		\$ 52,921.75	\$ 3,306,848.85	
	TOTAL FUND		\$ 4,650,563.05	\$ 52,921.75	\$ 3,306,848.85	\$ 1,396,635.95
CHILDRENS HEALTH INSURANCE PROGRAM FUND						
HCA	HC2410	AHCCCS FUND - APSI		\$ 4,484,352.67	\$ 4,484,352.67	
HCA	HC2410	APPROPRIATED ACTIVITY		77,447,075.73	84,569,100.46	
HCA	HC2410	HIFA PARENTS REV-EXP		2,370.00	-	
HCA	HC2410	KIDSCARE FUND - APSI		2,260,158.83	2,260,158.83	
HCA	HC2410	KIDSCARE PREMIUM REV-EXP		7,244,134.72	-	
	TOTAL FUND		\$ 1,513,110.78	\$ 91,438,091.95	\$ 91,313,611.96	\$ 1,637,590.77
INTERGOVERNMENTAL SERVICE FUND						
HCA	HC2439	HAPA		\$ 220,870.00	\$ 3,103,470.94	
HCA	HC2442	HAPA		33,138.51	-	
HCA	HC2442	HAPA-ASA3		9,449,072.13	10,912,243.62	
	TOTAL FUND		\$ 5,258,991.48	\$ 9,703,080.64	\$ 14,015,714.56	\$ 946,357.56
EMPLOYEE RECOGNITION FUND						
HCA	HC2449	EMPLOYEE RECOGNITION COMMITTEE		\$ 631.57	\$ 2,757.39	
	TOTAL FUND		\$ 5,679.48	\$ 631.57	\$ 2,757.39	\$ 3,553.66
ARIZONA TOBACCO LITIGATION SETTLEMENT FUND						
HCA	HC2468	APPROPRIATED ACTIVITY		\$ -	\$ 94,283,056.55	
HCA	HC2468	ATLS REVENUES		94,283,056.55	-	
	TOTAL FUND		\$ -	\$ 94,283,056.55	\$ 94,283,056.55	\$ -
BUDGET NEUTRALITY COMPLIANCE FUND						
HCA	HC2478	APPROPRIATED ACTIVITY		\$ 4.09	\$ 4,522,664.65	
HCA	HC2478	COUNTY CONTRIBUTION EXPANSION BNCF		3,906,400.00	-	
	TOTAL FUND		\$ 626,034.42	\$ 3,906,404.09	\$ 4,522,664.65	\$ 9,773.86
TRAUMA AND EMERGENCY SERVICES FUND						
HCA	HC2494	TRIBAL GAMING TRAUMA - EMERGENCY SERVICE		\$ 25,427,733.41	\$ 30,328,899.16	
	TOTAL FUND		\$ 6,732,163.71	\$ 25,427,733.41	\$ 30,328,899.16	\$ 1,830,997.96
INTERGOVERNMENTAL AND INTERAGENCY SERVICE AGREEMENT FUND						
HCA	HC2500	ACCESS TO PROFESSIONAL SERVICES INITIATIVE (APSI)		\$ 46,885,020.00	\$ -	
HCA	HC2500	ADCS IGAS		5,956,646.91	5,956,646.92	
HCA	HC2500	ADES IGAS		622,004,022.10	593,982,255.35	
HCA	HC2500	ADHS IGAS		241,623.74	253,972.62	
HCA	HC2500	AEDA IGAS		39,750.00	79,500.00	
HCA	HC2500	AHCCCS FUND - APSI		-	26,630,207.76	
HCA	HC2500	APPROPRIATED ACTIVITY		125,760,289.37	132,746,108.99	
HCA	HC2500	BHS NON MEDICAID IGAS		317,747.87	218,902.93	
HCA	HC2500	DES CASE MANAGEMENT FOR ADULT PROTECTIVE		212,360.02	212,360.02	
HCA	HC2500	EQUITABLE SHARING		1,115,260.79	130,523.03	
HCA	HC2500	INMATE AND TPA IGAS		8,778,029.65	9,180,430.73	
HCA	HC2500	KIDSCARE FUND - APSI		-	159,625.06	
HCA	HC2500	LONG TERM CARE FUND - APSI		-	4,318,110.51	
HCA	HC2500	MISCELLANEOUS FUNDS ON DEPOSIT		-	(3,025.28)	
HCA	HC2500	OTHER IGAS		-	346,270.90	
HCA	HC2500	PROVIDER APPLICATION FEE REVENUE		186,206.77	-	
	TOTAL FUND		\$ 39,296,573.94	\$ 811,496,957.22	\$ 774,211,889.54	\$ 76,581,641.62
PRESCRIPTION DRUG REBATE FUND						
HCA	HC2546	APPROPRIATED ACTIVITY		\$ -	\$ 827,477,938.48	

See accompanying notes to financial statements.

STATE OF ARIZONA
STATEMENT OF REVENUES, EXPENDITURES AND CHANGES IN FUND BALANCE
BUDGETARY (LEGAL) BASIS
FOR THE YEAR ENDED JUNE 30, 2020

AGY	FUND	APPROPRIATION NAME	FUND BALANCE JULY 1, 2019	REVENUES AND TRANSFERS IN	EXPENDITURES AND TRANSFERS OUT	FUND BALANCE JUNE 30, 2020
HCA	HC2546	PRESCRIPTION DRUG REBATE		(766,967.96)	(996,810,088.62)	
	TOTAL FUND		\$ 125,997,600.70	\$ (766,967.96)	\$ (169,332,150.14)	\$ 294,562,782.88
SERIOUSLY MENTALLY ILL HOUSING TRUST FUND						
HCA	HC2555	SMI HOUSING TRUST FUND		\$ 2,158,510.63	\$ 1,244,733.37	
	TOTAL FUND		\$ 6,914,922.55	\$ 2,158,510.63	\$ 1,244,733.37	\$ 7,828,699.81
NURSING FACILITY ASSESSMENT FUND						
HCA	HC2567	APPROPRIATED ACTIVITY		\$ 82,809,901.27	\$ 113,704,704.05	
HCA	HC2567	NURSING FACILITY ASSESSMENT ADMIN		285,329.59	-	
HCA	HC2567	NURSING FACILITY ASSESSMENT PROGRAM		28,247,628.64	-	
	TOTAL FUND		\$ 3,882,072.89	\$ 111,342,859.50	\$ 113,704,704.05	\$ 1,520,228.34
HOSPITAL ASSESSMENT FUND						
HCA	HC2576	APPROPRIATED ACTIVITY		\$ 328,909,616.69	\$ 339,545,425.94	
	TOTAL FUND		\$ 81,410,967.68	\$ 328,909,616.69	\$ 339,545,425.94	\$ 70,775,158.43
CRISIS CONTINGENCY AND SAFETY NET FUND						
HCA	HC3240	COVID19 HOSPITAL CRISIS RELIEF		\$ 5,450,000.00	\$ 4,600,000.00	
	TOTAL FUND		\$ -	\$ 5,450,000.00	\$ 4,600,000.00	\$ 850,000.00
THIRD PARTY LIABILITY FUND						
HCA	HC3791	THIRD PARTY LIABILITY		\$ 2,653,026.75	\$ 1,290,022.39	
	TOTAL FUND		\$ 3,118,756.42	\$ 2,653,026.75	\$ 1,290,022.39	\$ 4,481,760.78
IGA FOR COUNTY BHS FUND						
HCA	HC4503	BHS NON MEDICAID IGAS		\$ 70,373,375.00	\$ 69,855,612.54	
	TOTAL FUND		\$ 12,237.54	\$ 70,373,375.00	\$ 69,855,612.54	\$ 530,000.00
DEPARTMENT OF HEALTH SERVICES						
TOBACCO TAX AND HEALTH CARE FUND						
HSA	HS1308	INVESTMENT EARNINGS		\$ 18,033,735.33	\$ 14,315,430.56	
HSA	HS1344	APPROPRIATED ACTIVITY		400,000.00	633,525.63	
HSA	HS1344	DEPOSITS FOR ADHS		300,000.00	-	
	TOTAL FUND		\$ 2,147,410.01	\$ 18,733,735.33	\$ 14,948,956.19	\$ 5,932,189.15
HEALTH SERVICES LICENSING FUND						
HSA	HS1995	APPROPRIATED ACTIVITY		\$ 1,273,716.89	\$ 14,746,817.11	
HSA	HS1995	DEPOSITS FOR ADHS		10,373,818.96	-	
	TOTAL FUND		\$ 6,247,232.39	\$ 11,647,535.85	\$ 14,746,817.11	\$ 3,147,951.13
FEDERAL GRANT FUND						
HSA	HS2000	FEDERAL GRANTS		\$ 238,310,191.31	\$ 222,951,073.96	
HSA	HS2008	APPROPRIATED ACTIVITY		-	916,799.17	
HSA	HS2008	DEPOSITS FOR ADHS		919,617.83	-	
HSA	HS2100	WOMEN, INFANTS - CHILDREN WIC		43,320,580.30	43,630,248.52	
	TOTAL FUND		\$ 15,436,938.16	\$ 282,550,389.44	\$ 267,498,121.65	\$ 30,489,205.95
STATEWIDE DONATIONS FUND						
HSA	HS2025	EMPLOYEE RECOGNITION COMMITTEE		\$ 5,955.94	\$ 6,803.48	
	TOTAL FUND		\$ 10,240.50	\$ 5,955.94	\$ 6,803.48	\$ 9,392.96
DISEASE CONTROL RESEARCH FUND						
HSA	HS2090	APPROPRIATED ACTIVITY		\$ -	\$ 1,022,326.10	
HSA	HS2090	DESIGNATED RESEARCH PROGRAMS AND PROJECT		2,814,292.28	2,940,333.64	
HSA	HS2090	UNRESTRICTED RESEARCH ADMINISTRATION		78,597.58	-	
	TOTAL FUND		\$ 5,213,958.88	\$ 2,892,889.86	\$ 3,962,659.74	\$ 4,144,189.00
HEALTH RESEARCH FUND						
HSA	HS2096	APPROPRIATED ACTIVITY		\$ -	\$ 3,997,500.00	
HSA	HS2096	HEALTH RESEARCH		7,774,678.47	7,420,645.55	
	TOTAL FUND		\$ 5,915,119.97	\$ 7,774,678.47	\$ 11,418,145.55	\$ 2,271,652.89
NUCLEAR EMERGENCY MANAGEMENT FUND						
HSA	HS2138	APPROPRIATED ACTIVITY		\$ 789,667.00	\$ 518,843.38	
	TOTAL FUND		\$ 62,031.95	\$ 789,667.00	\$ 518,843.38	\$ 332,855.57

See accompanying notes to financial statements.

STATE OF ARIZONA
STATEMENT OF REVENUES, EXPENDITURES AND CHANGES IN FUND BALANCE
BUDGETARY (LEGAL) BASIS
FOR THE YEAR ENDED JUNE 30, 2020

AGY	FUND	APPROPRIATION NAME	FUND BALANCE JULY 1, 2019	REVENUES AND TRANSFERS IN	EXPENDITURES AND TRANSFERS OUT	FUND BALANCE JUNE 30, 2020
EMERGENCY MEDICAL SERVICES OPERATING FUND						
HSA	HS2171	APPROPRIATED ACTIVITY		\$ 2,245.19	\$ 5,145,209.44	
HSA	HS2171	DEPOSITS FOR ADHS		3,961,038.63	-	
	TOTAL FUND		<u>\$ 2,082,714.91</u>	<u>\$ 3,963,283.82</u>	<u>\$ 5,145,209.44</u>	<u>\$ 900,789.29</u>
NEWBORN SCREENING PROGRAM FUND						
HSA	HS2184	APPROPRIATED ACTIVITY		\$ 4,158.33	\$ 7,465,856.54	
HSA	HS2184	NEWBORN SCREENING PROGRAM		7,140,496.82	-	
	TOTAL FUND		<u>\$ 2,045,279.27</u>	<u>\$ 7,144,655.15</u>	<u>\$ 7,465,856.54</u>	<u>\$ 1,724,077.88</u>
DRUG DISPOSAL EDUCATION AND AWARENESS FUND						
			<u>\$ 10,000.00</u>	\$ -	\$ -	<u>\$ 10,000.00</u>
NURSING CARE INST RESIDENT PROTECTION REVOLVING FUND						
HSA	HS2329	APPROPRIATED ACTIVITY		\$ -	\$ 64,943.48	
HSA	HS2329	NURSING CARE REVOLVING FUND		204,224.50	-	
	TOTAL FUND		<u>\$ 2,286,746.94</u>	<u>\$ 204,224.50</u>	<u>\$ 64,943.48</u>	<u>\$ 2,426,027.96</u>
LASER SAFETY FUND						
HSA	HS2388	NON-IONIZING		\$ 60,754.28	\$ 39,475.37	
	TOTAL FUND		<u>\$ 60,846.00</u>	<u>\$ 60,754.28</u>	<u>\$ 39,475.37</u>	<u>\$ 82,124.91</u>
RISK ASSESSMENT FUND						
HSA	HS2427	DEQ-RISK ASSESSMENT		\$ 484.11	\$ 68,470.88	
	TOTAL FUND		<u>\$ 67,986.77</u>	<u>\$ 484.11</u>	<u>\$ 68,470.88</u>	<u>\$ -</u>
SMOKE-FREE ARIZONA FUND						
HSA	HS2541	PROP 201 SMOKE FREE ARIZONA ACT		\$ 2,585,019.57	\$ 2,589,553.25	
	TOTAL FUND		<u>\$ 972,485.58</u>	<u>\$ 2,585,019.57</u>	<u>\$ 2,589,553.25</u>	<u>\$ 967,951.90</u>
MEDICAL MARIJUANA FUND						
HSA	HS2544	PROP 203 AZ MEDICAL MARIJUANA ACT		\$ 41,002,029.04	\$ 17,953,989.41	
	TOTAL FUND		<u>\$ 68,693,245.50</u>	<u>\$ 41,002,029.04</u>	<u>\$ 17,953,989.41</u>	<u>\$ 91,741,285.13</u>
PRESCRIPTION DRUG REBATE FUND						
HSA	HS2546	APPROPRIATED ACTIVITY		\$ 1,000,000.00	\$ -	
	TOTAL FUND		<u>\$ -</u>	<u>\$ 1,000,000.00</u>	<u>\$ -</u>	<u>\$ 1,000,000.00</u>
CONSUMER RESTITUTION AND REMEDIATION REVOLVING FUND						
HSA	HS2574	APPROPRIATED ACTIVITY		\$ -	\$ 56,094.86	
	TOTAL FUND		<u>\$ 80,923.37</u>	<u>\$ -</u>	<u>\$ 56,094.86</u>	<u>\$ 24,828.51</u>
PUBLIC HEALTH EMERGENCIES FUND						
HSA	HS2775	APPROPRIATED ACTIVITY		\$ 50,013,416.25	\$ 10,776,730.80	
HSA	HS2775	PUBLIC HEALTH EMERGENCIES		5,106,703.18	25,464,543.14	
	TOTAL FUND		<u>\$ 395,061.88</u>	<u>\$ 55,120,119.43</u>	<u>\$ 36,241,273.94</u>	<u>\$ 19,273,907.37</u>
TITLE VI-CORONAVIRUS RELIEF FUND						
HSA	HS2975	PUBLIC HEALTH EMERGENCIES		\$ 32,523,751.01	\$ 16,470,515.02	
	TOTAL FUND		<u>\$ -</u>	<u>\$ 32,523,751.01</u>	<u>\$ 16,470,515.02</u>	<u>\$ 16,053,235.99</u>
DHS DONATIONS FUND						
HSA	HS3010	ASH PATIENT BENEFIT FUND		\$ 109,122.09	\$ 452,609.07	
HSA	HS3010	AZDHS DONATIONS ACCOUNTS		787,436.06	549,363.73	
HSA	HS3010	CRS SPECIAL DONATIONS		427.56	-	
HSA	HS3010	NAPHSIS EVVE		26,071.85	-	
HSA	HS3010	SEXUALLY VIOLENT PERSON RESIDENT WELFARE		15,043.99	96,309.66	
HSA	HS3010	STATE HOSPITAL DONATIONS		1,001.35	-	
HSA	HS3010	THOMSON REUTERS HCUP		19,800.00	40,975.94	
	TOTAL FUND		<u>\$ 1,322,117.32</u>	<u>\$ 958,902.90</u>	<u>\$ 1,139,258.40</u>	<u>\$ 1,141,761.82</u>
BREAST AND CERVICAL CANCER SPECIAL PLATE FUND						
HSA	HS3011	ADOT DONATE BREAST CERVICAL CANCER PLATE		\$ 151,742.00	\$ 95,169.21	
	TOTAL FUND		<u>\$ 694,074.15</u>	<u>\$ 151,742.00</u>	<u>\$ 95,169.21</u>	<u>\$ 750,646.94</u>
ENVIRONMENTAL LAB LICENSE REVOLVING FUND						
HSA	HS3017	APPROPRIATED ACTIVITY		\$ 713.50	\$ 719,533.78	

See accompanying notes to financial statements.

STATE OF ARIZONA
STATEMENT OF REVENUES, EXPENDITURES AND CHANGES IN FUND BALANCE
BUDGETARY (LEGAL) BASIS
FOR THE YEAR ENDED JUNE 30, 2020

AGY	FUND	APPROPRIATION NAME	FUND BALANCE JULY 1, 2019	REVENUES AND TRANSFERS IN	EXPENDITURES AND TRANSFERS OUT	FUND BALANCE JUNE 30, 2020
HSA	HS3017	DEPOSITS FOR ADHS		717,060.26	-	
	TOTAL FUND		\$ 530,180.54	\$ 717,773.76	\$ 719,533.78	\$ 528,420.52
CHILD FATALITY REVIEW FUND						
HSA	HS3036	APPROPRIATED ACTIVITY		-	96,351.82	
HSA	HS3036	DEPOSITS FOR ADHS		95,888.21	-	
	TOTAL FUND		\$ 94,111.43	\$ 95,888.21	\$ 96,351.82	\$ 93,647.82
ORAL HEALTH FUND						
HSA	HS3038	DENTAL HEALTH SERVICES		220,573.36	373,306.49	
	TOTAL FUND		\$ 986,982.72	\$ 220,573.36	\$ 373,306.49	\$ 834,249.59
VITAL RECORDS ELECTRONIC SYSTEMS FUND						
HSA	HS3039	APPROPRIATED ACTIVITY		-	3,120,443.40	
HSA	HS3039	VITAL RECORDS ELECTRONIC SYSTEMS		2,465,667.68	-	
	TOTAL FUND		\$ 2,170,233.25	\$ 2,465,667.68	\$ 3,120,443.40	\$ 1,515,457.53
ARIZONA STATE HOSPITAL FUND						
HSA	HS3120	APPROPRIATED ACTIVITY		-	3,003,950.58	
HSA	HS3120	COMPETENCY RESTORATION TREATMENT		1,108,965.00	-	
HSA	HS3120	TITLE XIX SPECIAL REVENUE FUND		2,826,190.81	-	
	TOTAL FUND		\$ 2,396,015.57	\$ 3,935,155.81	\$ 3,003,950.58	\$ 3,327,220.80
ARIZONA STATE HOSPITAL LAND FUND						
HSA	HS3128	APPROPRIATED ACTIVITY		-	575,350.30	
HSA	HS3128	ASH ENDOWMENT EARNINGS		990,208.82	-	
	TOTAL FUND		\$ 1,299,053.14	\$ 990,208.82	\$ 575,350.30	\$ 1,713,911.66
ARIZONA STATE HOSPITAL CHARITABLE TRUST FUND						
HSA	HS3170	ARIZONA STATE HOSPITAL CHARITABLE TRUST FUND		75,000.00	86,859.32	
	TOTAL FUND		\$ 46,470.12	\$ 75,000.00	\$ 86,859.32	\$ 34,610.80
MEDICAL STUDENT LOAN FUND						
HSA	HS3306	MEDICAL STUDENT LOAN		14,132.03	1,853.26	
	TOTAL FUND		\$ 97,255.34	\$ 14,132.03	\$ 1,853.26	\$ 109,534.11
DHS INTERNAL SERVICES FUND						
HSA	HS4202	OTHER EXPENDITURE ACTIVITY		-	306,703.18	
HSA	HS4202	SPECIAL PURCHASING		-	33,469.01	
HSA	HS4202	EXPENDITURE OFFSET		-	(347,616.48)	
	TOTAL FUND		\$ 128,081.67	\$ -	\$ (7,444.29)	\$ 135,525.96
HEALTH SERVICES LOTTERY MONIES FUND						
HSA	HS4250	APPROPRIATED ACTIVITY		-	85,980.00	
HSA	HS4250	ISA AND IGA AGREEMENTS		7,724,557.80	5,791,960.02	
	TOTAL FUND		\$ 1,969,897.93	\$ 7,724,557.80	\$ 5,877,940.02	\$ 3,816,515.71
IGA AND ISA FUND						
HSA	HS4500	ISA AND IGA AGREEMENTS		12,499,285.22	14,243,560.76	
	TOTAL FUND		\$ 6,216,311.38	\$ 12,499,285.22	\$ 14,243,560.76	\$ 4,472,035.84
ISA BHS FUND						
HSA	HS4502	TITLE XIX ADMIN ADDITIONAL		-	98,651.25	
	TOTAL FUND		\$ 98,651.25	\$ -	\$ 98,651.25	\$ -
DHS - INDIRECT COST FUND						
HSA	HS9001	APPROPRIATED ACTIVITY		-	8,740,358.52	
HSA	HS9001	DEPOSITS FOR ADHS		10,678,072.09	-	
	TOTAL FUND		\$ 2,626,311.89	\$ 10,678,072.09	\$ 8,740,358.52	\$ 4,564,025.46
GOVERNOR'S OFFICE ON TRIBAL RELATIONS						
STATEWIDE DONATIONS FUND						
IAA	IA2025	OTHER DONATIONS		30,500.00	35,449.05	
	TOTAL FUND		\$ 12,558.23	\$ 30,500.00	\$ 35,449.05	\$ 7,609.18
ARIZONA INDIAN TOWN HALL FUND						
			\$ 2,369.97	\$ -	\$ -	\$ 2,369.97

See accompanying notes to financial statements.

STATE OF ARIZONA
STATEMENT OF REVENUES, EXPENDITURES AND CHANGES IN FUND BALANCE
BUDGETARY (LEGAL) BASIS
FOR THE YEAR ENDED JUNE 30, 2020

AGY	FUND	APPROPRIATION NAME	FUND BALANCE JULY 1, 2019	REVENUES AND TRANSFERS IN	EXPENDITURES AND TRANSFERS OUT	FUND BALANCE JUNE 30, 2020
ARIZONA PIONEERS' HOME						
		EMPLOYEE RECOGNITION FUND	\$ 3.71	\$ -	\$ -	\$ 3.71
		PIONEERS HOME STATE CHARITABLE EARNINGS FUND				
PIA	PI3129	APPROPRIATED ACTIVITY		\$ -	\$ 4,598,167.78	
PIA	PI3129	NON GENERAL FUND REVENUE		7,016,505.53	-	
		TOTAL FUND	\$ 8,024,373.48	\$ 7,016,505.53	\$ 4,598,167.78	\$ 10,442,711.23
		MINERS HOSPITAL FOR MINERS WITH DISABILITIES LAND FUND				
PIA	PI3130	APPROPRIATED ACTIVITY		\$ -	\$ 2,474,471.91	
PIA	PI3130	MINERS HOSP DISABLED MINERS LAND TIER3		-	593,821.55	
PIA	PI3130	NON GENERAL FUND REVENUE		4,088,789.58	-	
		TOTAL FUND	\$ 5,816,891.92	\$ 4,088,789.58	\$ 3,068,293.46	\$ 6,837,388.04
		ARIZONA PIONEERS HOME FUND				
PIA	PI3143	SPECIAL DONATIONS		\$ 3,923.16	\$ 31,079.00	
PIA	PI3144	SPECIAL DONATIONS		60,884.58	188,519.05	
		TOTAL FUND	\$ 436,816.98	\$ 64,807.74	\$ 219,598.05	\$ 282,026.67
DEPARTMENT OF VETERANS' SERVICE						
		VETERANS' INCOME TAX SETTLEMENT FUND				
VSA	VS1601	APPROPRIATED ACTIVITY		\$ -	\$ 2,001.00	
		TOTAL FUND	\$ 89,551.69	\$ -	\$ 2,001.00	\$ 87,550.69
		FEDERAL GRANT FUND				
VSA	VS2000	FEDERAL GRANTS		\$ 13,303,918.25	\$ 14,786,166.73	
		TOTAL FUND	\$ 144,009.15	\$ 13,303,918.25	\$ 14,786,166.73	\$ (1,338,239.33)
		STATE VETERANS CONSERVATORSHIP FUND	\$ 19.59	\$ -	\$ -	\$ 19.59
		MILITARY FAMILY RELIEF FUND				
VSA	VS2339	MILITARY FAMILY RELIEF DONATIONS		\$ 1,295,943.44	\$ 1,037,723.46	
		TOTAL FUND	\$ 6,431,618.34	\$ 1,295,943.44	\$ 1,037,723.46	\$ 6,689,838.32
		STATE HOMES FOR VETERANS TRUST FUND				
VSA	VS2355	APPROPRIATED ACTIVITY		\$ 16,095.77	\$ 37,015,477.73	
VSA	VS2355	EXPENDITURE OFFSET		-	(8,500.00)	
VSA	VS2355	OTHER EXPENDITURE ACTIVITY		-	352,194.92	
VSA	VS2355	STATE VETERANS HOME-REVENUE		40,427,014.13	-	
VSA	VS2356	STATE VETERANS HOME-REVENUE		2,679.51	-	
		TOTAL FUND	\$ 27,251,536.46	\$ 40,445,789.41	\$ 37,359,172.65	\$ 30,338,153.22
		VETERANS DONATION FUND				
VSA	VS2441	VDF ADMINISTRATION		\$ 3,109,898.60	\$ 2,017,324.30	
		TOTAL FUND	\$ 3,985,453.87	\$ 3,109,898.60	\$ 2,017,324.30	\$ 5,078,028.17
		EMPLOYEE RECOGNITION FUND				
VSA	VS2449	EMPLOYEE RECOGNITION PROGRAM		\$ 3,280.70	\$ 4,271.77	
		TOTAL FUND	\$ 5,616.10	\$ 3,280.70	\$ 4,271.77	\$ 4,625.03
		ARIZONA STATE VETERANS CEMETARY TRUST FUND				
VSA	VS2499	SO AZ VETERANS CEMETERY OPERATIONS		\$ 906,457.55	\$ 793,666.90	
		TOTAL FUND	\$ 1,766,693.95	\$ 906,457.55	\$ 793,666.90	\$ 1,879,484.60
		VETERANS FIDUCIARY FUND	\$ 3,003,177.38	\$ -	\$ -	\$ 3,003,177.38
		HYPERBARIC OXYGEN THERAPY FOR MILITARY VETERANS FUND	\$ 25,000.00	\$ -	\$ -	\$ 25,000.00
INSPECTION AND REGULATION						
BOARD OF ACCOUNTANCY						
		BOARD OF ACCOUNTANCY FUND				
ABA	AB2001	APPROPRIATED ACTIVITY		\$ -	\$ 1,852,918.60	

See accompanying notes to financial statements.

STATE OF ARIZONA
STATEMENT OF REVENUES, EXPENDITURES AND CHANGES IN FUND BALANCE
BUDGETARY (LEGAL) BASIS
FOR THE YEAR ENDED JUNE 30, 2020

AGY	FUND	APPROPRIATION NAME	FUND BALANCE JULY 1, 2019	REVENUES AND TRANSFERS IN	EXPENDITURES AND TRANSFERS OUT	FUND BALANCE JUNE 30, 2020
ABA	AB2001	REVENUE COLLECTIONS		1,635,262.06	-	
	TOTAL FUND		\$ 3,282,701.07	\$ 1,635,262.06	\$ 1,852,918.60	\$ 3,065,044.53
CREDIT CARD CLEARNING FUND						
ABA	AB2600	REVENUE COLLECTIONS		(1,100.10)	-	
	TOTAL FUND		\$ 6,051.06	\$ (1,100.10)	\$ -	\$ 4,950.96
DEPARTMENT OF AGRICULTURE						
AGRICULTURAL CONSULTING AND TRAINING TRUST FUND						
AHA	AH1239	AGRICULTURAL CONSULTATION AND TRAINING		-	1,484.00	
	TOTAL FUND		\$ 30,446.14	\$ -	\$ 1,484.00	\$ 28,962.14
FEDERAL GRANT FUND						
AHA	AH2000	AGRICULTURAL CONSULTATION AND TRAINING		1,213,466.58	1,284,175.69	
AHA	AH2000	ANIMAL DISEASE, OWNERSHIP - WELFARE PROT		306,967.44	292,659.61	
AHA	AH2000	ANIMAL PRODUCTS FOOD SAFETY		525,457.36	619,606.49	
AHA	AH2000	FRESH PRODUCE STANDARDIZATION		849,247.57	872,567.15	
AHA	AH2000	NATIVE PLANT		86,281.10	90,061.40	
AHA	AH2000	PEST EXCLUSION		1,735,801.91	1,465,787.03	
AHA	AH2000	PEST MANAGEMENT		41,506.94	60,141.31	
AHA	AH2000	PESTICIDE COMPLIANCE AND WORKER SAFETY		167,027.22	260,727.06	
	TOTAL FUND		\$ 56,985.75	\$ 4,925,756.12	\$ 4,945,725.74	\$ 37,016.13
COMMERCIAL FEED TRUST FUND						
AHA	AH2012	ANIMAL DISEASE, OWNERSHIP - WELFARE PROT		-	18,901.58	
AHA	AH2012	NON FOOD PRODUCT QUALITY ASSURANCE		393,890.00	186,520.60	
AHA	AH2012	STATE AGRICULTURAL LABORATORY		-	26,447.14	
	TOTAL FUND		\$ 595,080.56	\$ 393,890.00	\$ 231,869.32	\$ 757,101.24
STATE EGG INSPECTION TRUST FUND						
AHA	AH2022	ANIMAL PRODUCTS FOOD SAFETY		1,653,126.01	1,620,290.61	
	TOTAL FUND		\$ 520,693.12	\$ 1,653,126.01	\$ 1,620,290.61	\$ 553,528.52
PEST MANAGEMENT TRUST FUND						
AHA	AH2050	PEST MANAGEMENT		1,240,287.17	1,646,425.76	
	TOTAL FUND		\$ 2,791,141.14	\$ 1,240,287.17	\$ 1,646,425.76	\$ 2,385,002.55
PESTICIDE TRUST FUND						
AHA	AH2051	NON FOOD PRODUCT QUALITY ASSURANCE		391,650.01	238,329.00	
AHA	AH2051	STATE AGRICULTURAL LABORATORY		-	26,647.09	
	TOTAL FUND		\$ 1,003,710.78	\$ 391,650.01	\$ 264,976.09	\$ 1,130,384.70
DANGEROUS PLANTS PESTS AND DISEASES TRUST FUND						
AHA	AH2054	PEST EXCLUSION		98,662.36	168,568.98	
	TOTAL FUND		\$ 115,943.35	\$ 98,662.36	\$ 168,568.98	\$ 46,036.73
SEED LAW TRUST FUND						
AHA	AH2064	NON FOOD PRODUCT QUALITY ASSURANCE		98,545.56	73,241.61	
	TOTAL FUND		\$ 216,996.02	\$ 98,545.56	\$ 73,241.61	\$ 242,299.97
LIVESTOCK CUSTODY TRUST FUND						
AHA	AH2065	ANIMAL DISEASE, OWNERSHIP & WELFARE PROT		46,702.12	96,921.75	
	TOTAL FUND		\$ 169,836.06	\$ 46,702.12	\$ 96,921.75	\$ 119,616.43
FERTILIZER MATERIALS TRUST FUND						
AHA	AH2081	NON FOOD PRODUCT QUALITY ASSURANCE		461,400.71	211,182.20	
AHA	AH2081	STATE AGRICULTURAL LABORATORY		-	114,517.51	
	TOTAL FUND		\$ 694,418.27	\$ 461,400.71	\$ 325,699.71	\$ 830,119.27
BEEF COUNCIL FUND						
AHA	AH2083	ANIMAL DISEASE, OWNERSHIP & WELFARE PROT		309,932.75	289,054.60	
	TOTAL FUND		\$ 25,424.38	\$ 309,932.75	\$ 289,054.60	\$ 46,302.53
ARIZONA FEDERAL-STATE INSPECTION FUND						
AHA	AH2113	FRESH PRODUCE STANDARDIZATION		6,054,986.95	4,319,792.07	
	TOTAL FUND		\$ 2,505,577.51	\$ 6,054,986.95	\$ 4,319,792.07	\$ 4,240,772.39

See accompanying notes to financial statements.

STATE OF ARIZONA
STATEMENT OF REVENUES, EXPENDITURES AND CHANGES IN FUND BALANCE
BUDGETARY (LEGAL) BASIS
FOR THE YEAR ENDED JUNE 30, 2020

AGY	FUND	APPROPRIATION NAME	FUND BALANCE JULY 1, 2019	REVENUES AND TRANSFERS IN	EXPENDITURES AND TRANSFERS OUT	FUND BALANCE JUNE 30, 2020
NUCLEAR EMERGENCY MANAGEMENT FUND						
AHA	AH2138	APPROPRIATED ACTIVITY		\$ 301,376.00	\$ 252,684.79	
	TOTAL FUND		<u>\$ 6,015.45</u>	<u>\$ 301,376.00</u>	<u>\$ 252,684.79</u>	<u>\$ 54,706.66</u>
ARIZONA GRAIN RESEARCH TRUST FUND						
AHA	AH2201	ARIZONA GRAIN COUNCIL		\$ 65,541.82	\$ 96,432.11	
	TOTAL FUND		<u>\$ 117,898.70</u>	<u>\$ 65,541.82</u>	<u>\$ 96,432.11</u>	<u>\$ 87,008.41</u>
AIR QUALITY FUND						
AHA	AH2226	APPROPRIATED ACTIVITY		\$ 1,421,036.04	\$ 1,411,711.78	
	TOTAL FUND		<u>\$ 47,977.59</u>	<u>\$ 1,421,036.04</u>	<u>\$ 1,411,711.78</u>	<u>\$ 57,301.85</u>
ICEBERG LETTUCE TRUST FUND						
AHA	AH2259	AZ ICEBERG LETTUCE RESEARCH COUNCIL		\$ 82,600.41	\$ 90,563.25	
	TOTAL FUND		<u>\$ 68,934.68</u>	<u>\$ 82,600.41</u>	<u>\$ 90,563.25</u>	<u>\$ 60,971.84</u>
CITRUS FRUIT AND VEGETABLE TRUST FUND						
AHA	AH2260	FRESH PRODUCE STANDARDIZATION		\$ 266,122.76	\$ 198,616.53	
	TOTAL FUND		<u>\$ 141,999.86</u>	<u>\$ 266,122.76</u>	<u>\$ 198,616.53</u>	<u>\$ 209,506.09</u>
AQUACULTURE TRUST FUND						
AHA	AH2297	ANIMAL DISEASE, OWNERSHIP & WELFARE PROT		\$ 5,785.85	\$ 18.00	
	TOTAL FUND		<u>\$ 37,964.81</u>	<u>\$ 5,785.85</u>	<u>\$ 18.00</u>	<u>\$ 43,732.66</u>
AZ PROTECTED NATIVE PLANT FUND						
AHA	AH2298	NATIVE PLANT		\$ 62,361.26	\$ 79,098.43	
	TOTAL FUND		<u>\$ 33,217.26</u>	<u>\$ 62,361.26</u>	<u>\$ 79,098.43</u>	<u>\$ 16,480.09</u>
ARIZONA CITRUS TRUST FUND						
AHA	AH2299	AZ CITRUS RESEARCH COUNCIL		\$ 32,402.52	\$ 36,262.00	
	TOTAL FUND		<u>\$ 18,599.28</u>	<u>\$ 32,402.52</u>	<u>\$ 36,262.00</u>	<u>\$ 14,739.80</u>
AGRICULTURAL PRODUCTS MARKETING FUND						
AHA	AH2368	FRESH PRODUCE STANDARDIZATION		\$ 503,392.29	\$ 516,701.51	
	TOTAL FUND		<u>\$ 189,332.94</u>	<u>\$ 503,392.29</u>	<u>\$ 516,701.51</u>	<u>\$ 176,023.72</u>
INDUSTRIAL HEMP TRUST FUND						
AHA	AH2372	PEST EXCLUSION		\$ 722,830.71	\$ -	
	TOTAL FUND		<u>\$ 316,958.35</u>	<u>\$ 722,830.71</u>	<u>\$ -</u>	<u>\$ 1,039,789.06</u>
LIVESTOCK AND CROP CONSERVATION FUND						
AHA	AH2378	AGRICULTURAL CONSULTATION AND TRAINING		\$ 6,865.39	\$ 60,780.46	
	TOTAL FUND		<u>\$ 322,660.73</u>	<u>\$ 6,865.39</u>	<u>\$ 60,780.46</u>	<u>\$ 268,745.66</u>
AGRICULTURE ADMINISTRATIVE SUPPORT FUND						
AHA	AH2436	COMMODITY DEVELOPMENT AND PROMOTION		\$ 40,300.00	\$ 35,353.67	
	TOTAL FUND		<u>\$ 63,704.26</u>	<u>\$ 40,300.00</u>	<u>\$ 35,353.67</u>	<u>\$ 68,650.59</u>
COMMODITY PROMOTION FUND						
AHA	AH2458	COMMODITY DEVELOPMENT AND PROMOTION		\$ 6,233.59	\$ 9,107.21	
	TOTAL FUND		<u>\$ 24,270.15</u>	<u>\$ 6,233.59</u>	<u>\$ 9,107.21</u>	<u>\$ 21,396.53</u>
EQUINE INSPECTION FUND						
AHA	AH2489	ANIMAL DISEASE, OWNERSHIP & WELFARE PROT		\$ 209.37	\$ 16.00	
	TOTAL FUND		<u>\$ 430.83</u>	<u>\$ 209.37</u>	<u>\$ 16.00</u>	<u>\$ 624.20</u>
AUTOMATION PROJECTS FUND						
AHA	AH2566	APPROPRIATED ACTIVITY		\$ 150,000.00	\$ 149,000.00	
	TOTAL FUND		<u>\$ -</u>	<u>\$ 150,000.00</u>	<u>\$ 149,000.00</u>	<u>\$ 1,000.00</u>
CREDIT CARD CLEARING FUND						
AHA	AH2600	CREDIT CARD REVENUE		\$ 2.15	\$ -	
	TOTAL FUND		<u>\$ 0.58</u>	<u>\$ 2.15</u>	<u>\$ -</u>	<u>\$ 2.73</u>
TITLE VI-CORONAVIRUS RELIEF FUND						
AHA	AH2975	TITLE VI-CORONAVIRUS RELIEF FUND		\$ 210,217.00	\$ 210,216.72	

See accompanying notes to financial statements.

STATE OF ARIZONA
STATEMENT OF REVENUES, EXPENDITURES AND CHANGES IN FUND BALANCE
BUDGETARY (LEGAL) BASIS
FOR THE YEAR ENDED JUNE 30, 2020

AGY	FUND	APPROPRIATION NAME	FUND BALANCE JULY 1, 2019	REVENUES AND TRANSFERS IN	EXPENDITURES AND TRANSFERS OUT	FUND BALANCE JUNE 30, 2020
TOTAL FUND			<u>\$ -</u>	<u>\$ 210,217.00</u>	<u>\$ 210,216.72</u>	<u>\$ 0.28</u>
AGRICULTURE DESIGNATED MONIES FUND						
AHA	AH3011	ADMINISTRATIVE SERVICES		\$ 253,319.33	\$ 151,971.58	
AHA	AH3011	AGRICULTURAL CONSULTATION AND TRAINING		212,506.20	290,432.26	
AHA	AH3011	ANIMAL DISEASE, OWNERSHIP - WELFARE PROT		16,312.25	7,485.88	
AHA	AH3011	NON FOOD PRODUCT QUALITY ASSURANCE		17,420.00	15,040.48	
AHA	AH3011	PEST EXCLUSION		284,189.94	920,651.07	
AHA	AH3011	STATE AGRICULTURAL LABORATORY		37,390.00	26,721.17	
TOTAL FUND			<u>\$ 1,642,910.79</u>	<u>\$ 821,137.72</u>	<u>\$ 1,412,302.44</u>	<u>\$ 1,051,746.07</u>
INDIRECT COST RECOVERY FUND						
AHA	AH9000	ADMINISTRATIVE SERVICES		\$ 6,571.30	\$ 203,186.64	
AHA	AH9000	ANIMAL PRODUCTS FOOD SAFETY		144,058.92	-	
AHA	AH9000	PESTICIDE COMPLIANCE AND WORKER SAFETY		31,582.93	-	
TOTAL FUND			<u>\$ 427,297.06</u>	<u>\$ 182,213.15</u>	<u>\$ 203,186.64</u>	<u>\$ 406,323.57</u>
ACUPUNCTURE BOARD OF EXAMINERS						
STATEWIDE FINGERPRINT CLEARING ACCOUNT						
ANA	AN2159	NON-APPROPRIATED		\$ 220.00	\$ -	
TOTAL FUND			<u>\$ 308.00</u>	<u>\$ 220.00</u>	<u>\$ -</u>	<u>\$ 528.00</u>
ACUPUNCTURE BOARD OF EXAMINERS FUND						
ANA	AN2412	APPROPRIATED ACTIVITY		\$ -	\$ 176,498.43	
ANA	AN2412	REVENUE COLLECTIONS		155,551.97	-	
TOTAL FUND			<u>\$ 181,848.94</u>	<u>\$ 155,551.97</u>	<u>\$ 176,498.43</u>	<u>\$ 160,902.48</u>
BOARD OF ATHLETIC TRAINING						
ATHLETIC TRAINING FUND						
BAA	BA2583	APPROPRIATED ACTIVITY		\$ -	\$ 117,971.73	
BAA	BA2583	REVENUE COLLECTIONS		147,936.19	-	
TOTAL FUND			<u>\$ 216,391.36</u>	<u>\$ 147,936.19</u>	<u>\$ 117,971.73</u>	<u>\$ 246,355.82</u>
BOARD OF BARBERS						
BOARD OF BARBERS FUND						
BBA	BB2007	APPROPRIATED ACTIVITY		\$ 175.00	\$ 397,843.74	
BBA	BB2007	REVENUE COLLECTIONS		365,271.41	-	
TOTAL FUND			<u>\$ 741,281.88</u>	<u>\$ 365,446.41</u>	<u>\$ 397,843.74</u>	<u>\$ 708,884.55</u>
DEPARTMENT OF FINANCIAL INSTITUTIONS						
MORTGAGE RECOVERY FUND						
BDA	BD1997	MORTGAGE RECOVERY FUND		\$ 256,674.53	\$ -	
TOTAL FUND			<u>\$ 2,305,842.77</u>	<u>\$ 256,674.53</u>	<u>\$ -</u>	<u>\$ 2,562,517.30</u>
FINANCIAL SERVICES FUND						
BDA	BD1998	APPROPRIATED ACTIVITY		\$ -	\$ 3,676,395.44	
BDA	BD1998	REVENUE COLLECTIONS		5,531,875.00	-	
TOTAL FUND			<u>\$ 9,147,890.20</u>	<u>\$ 5,531,875.00</u>	<u>\$ 3,676,395.44</u>	<u>\$ 11,003,369.76</u>
APPRAISAL SUBCOMMITTEE FUND						
BDA	BD2004	REVENUE COLLECTIONS		\$ 3,520.00	\$ -	
TOTAL FUND			<u>\$ 9,535.00</u>	<u>\$ 3,520.00</u>	<u>\$ -</u>	<u>\$ 13,055.00</u>
BANKING DEPARTMENT REVOLVING FUND						
BDA	BD2126	APPROPRIATED ACTIVITY		\$ -	\$ 1,900.00	
BDA	BD2126	SUPERVISION		(76,961.37)	(61.92)	
TOTAL FUND			<u>\$ 280,850.06</u>	<u>\$ (76,961.37)</u>	<u>\$ 1,838.08</u>	<u>\$ 202,050.61</u>
INTERGOVERNMENTAL AND INTERAGENCY SERVICE AGREEMENT FUND						
BDA	BD2500	SUPERVISION OPERATIONS		\$ -	\$ 462,866.83	
TOTAL FUND			<u>\$ 462,866.83</u>	<u>\$ -</u>	<u>\$ 462,866.83</u>	<u>\$ -</u>
CREDIT CARD CLEARING FUND						

See accompanying notes to financial statements.

STATE OF ARIZONA
STATEMENT OF REVENUES, EXPENDITURES AND CHANGES IN FUND BALANCE
BUDGETARY (LEGAL) BASIS
FOR THE YEAR ENDED JUNE 30, 2020

AGY	FUND	APPROPRIATION NAME	FUND BALANCE JULY 1, 2019	REVENUES AND TRANSFERS IN	EXPENDITURES AND TRANSFERS OUT	FUND BALANCE JUNE 30, 2020
BDA	BD2600	PRIOR YEAR ADJUSTMENT		\$ -	\$ 5,425.00	
	TOTAL FUND		<u>\$ 5,425.00</u>	<u>\$ -</u>	<u>\$ 5,425.00</u>	<u>\$ -</u>
DEPARTMENT RECEIVERSHIP REVOLVING FUND						
BDA	BD3023	RECEIVERSHIPS		\$ (295,944.76)	\$ (309,195.50)	
	TOTAL FUND		<u>\$ 878,885.65</u>	<u>\$ (295,944.76)</u>	<u>\$ (309,195.50)</u>	<u>\$ 892,136.39</u>
BOARD OF BEHAVIORAL HEALTH EXAMINERS						
BOARD OF BEHAVIORAL HEALTH EXAMINERS FUND						
BHA	BH2256	APPROPRIATED ACTIVITY		\$ -	\$ 1,587,050.39	
BHA	BH2256	REVENUE COLLECTIONS		2,019,087.15	-	
	TOTAL FUND		<u>\$ 3,196,933.79</u>	<u>\$ 2,019,087.15</u>	<u>\$ 1,587,050.39</u>	<u>\$ 3,628,970.55</u>
ARIZONA STATE BOARD OF NURSING						
FEDERAL GRANT FUND						
BNA	BN2000	CNA PROGRAMS		\$ 414,700.00	\$ 414,700.00	
	TOTAL FUND		<u>\$ -</u>	<u>\$ 414,700.00</u>	<u>\$ 414,700.00</u>	<u>\$ -</u>
STATEWIDE DONATIONS FUND						
BNA	BN2025	BNA PRIVATE GRANTS AND DONATIONS		\$ 2,550.00	\$ -	
	TOTAL FUND		<u>\$ 21,978.48</u>	<u>\$ 2,550.00</u>	<u>\$ -</u>	<u>\$ 24,528.48</u>
BOARD OF NURSING FUND						
BNA	BN2044	APPROPRIATED ACTIVITY		\$ 2,166.85	\$ 4,656,214.45	
BNA	BN2044	REVENUE COLLECTIONS		5,725,125.13	-	
	TOTAL FUND		<u>\$ 5,614,393.07</u>	<u>\$ 5,727,291.98</u>	<u>\$ 4,656,214.45</u>	<u>\$ 6,685,470.60</u>
CREDIT CARD CLEARING FUND						
BNA	BN2600	REVENUE COLLECTIONS		\$ (190,838.71)	\$ -	
	TOTAL FUND		<u>\$ 861,698.80</u>	<u>\$ (190,838.71)</u>	<u>\$ -</u>	<u>\$ 670,860.09</u>
ARIZONA COMMERCE AUTHORITY						
ARIZONA JOB TRAINING FUND						
CAA	CA1237	JOB TRAINING FUND		\$ 450,398.68	\$ 2,900,000.00	
	TOTAL FUND		<u>\$ 26,105,931.85</u>	<u>\$ 450,398.68</u>	<u>\$ 2,900,000.00</u>	<u>\$ 23,656,330.53</u>
STATE WEB PORTAL FUND						
CAA	CA2531	APPROPRIATED ACTIVITY		\$ -	\$ 2,500,000.00	
CAA	CA2531	OTHER NON APPROPRIATED ACTIVITY		2,500,000.00	-	
	TOTAL FUND		<u>\$ -</u>	<u>\$ 2,500,000.00</u>	<u>\$ 2,500,000.00</u>	<u>\$ -</u>
ARIZONA COMMERCE AUTHORITY FUND						
CAA	CA2547	ARIZONA COMMERCE AUTHORITY		\$ 10,013,527.32	\$ 10,389,255.21	
	TOTAL FUND		<u>\$ 1,121,198.95</u>	<u>\$ 10,013,527.32</u>	<u>\$ 10,389,255.21</u>	<u>\$ 745,471.06</u>
ARIZONA COMPETES FUND						
CAA	CA2548	ARIZONA COMMERCE AUTHORITY		\$ 9,935,914.71	\$ 6,000,000.00	
	TOTAL FUND		<u>\$ 51,058,282.71</u>	<u>\$ 9,935,914.71</u>	<u>\$ 6,000,000.00</u>	<u>\$ 54,994,197.42</u>
BOARD OF COSMETOLOGY						
BOARD OF COSMETOLOGY FUND						
CBA	CB2017	APPROPRIATED ACTIVITY		\$ -	\$ 1,805,253.27	
CBA	CB2017	INVESTIGATION - HEARING COST RECOVERY		96,875.00	-	
CBA	CB2017	NON-APPROPRIATED		3,521,497.93	-	
	TOTAL FUND		<u>\$ 11,142,303.75</u>	<u>\$ 3,618,372.93</u>	<u>\$ 1,805,253.27</u>	<u>\$ 12,955,423.41</u>
CORPORATION COMMISSION						
FEDERAL GRANT FUND						
CCA	CC2000	FEDERAL GRANTS		\$ 12,741.06	\$ 1,570.00	
CCA	CC2000	PIPELINE SAFETY DIV - FEDERAL PROGRAMS		1,022,582.00	(195,237.06)	
CCA	CC2000	REVENUE COLLECTIONS		8,041.60	-	
	TOTAL FUND		<u>\$ 5,111,153.49</u>	<u>\$ 1,043,364.66</u>	<u>\$ (193,667.06)</u>	<u>\$ 6,348,185.21</u>

See accompanying notes to financial statements.

STATE OF ARIZONA
STATEMENT OF REVENUES, EXPENDITURES AND CHANGES IN FUND BALANCE
BUDGETARY (LEGAL) BASIS
FOR THE YEAR ENDED JUNE 30, 2020

AGY	FUND	APPROPRIATION NAME	FUND BALANCE JULY 1, 2019	REVENUES AND TRANSFERS IN	EXPENDITURES AND TRANSFERS OUT	FUND BALANCE JUNE 30, 2020
UTILITY SITING FUND						
CCA	CC2076	REVENUE COLLECTIONS		\$ 43,969.67	\$ -	
CCA	CC2076	UTILITIES DIVISION - LINE SITING FUNDS		890.05	44,413.82	
	TOTAL FUND		<u>\$ 420.67</u>	<u>\$ 44,859.72</u>	<u>\$ 44,413.82</u>	<u>\$ 866.57</u>
UTILITY REGULATION REVOLVING FUND						
CCA	CC2172	APPROPRIATED ACTIVITY		\$ 1,038.40	\$ 14,502,283.53	
CCA	CC2172	REVENUE COLLECTIONS		13,235,783.80	-	
	TOTAL FUND		<u>\$ 17,371,052.38</u>	<u>\$ 13,236,822.20</u>	<u>\$ 14,502,283.53</u>	<u>\$ 16,105,591.05</u>
RESIDENTIAL UTILITY CONSUMER OFFICE REVOLVING FUND						
CCA	CC2175	REVENUE COLLECTIONS		\$ (7,786.62)	\$ -	
	TOTAL FUND		<u>\$ 964,994.45</u>	<u>\$ (7,786.62)</u>	<u>\$ -</u>	<u>\$ 957,207.83</u>
SECURITIES REGULATORY ENFORCEMENT FUND						
CCA	CC2264	APPROPRIATED ACTIVITY		\$ (108.78)	\$ 20,165,030.14	
CCA	CC2264	REVENUE COLLECTIONS		26,210,845.49	-	
	TOTAL FUND		<u>\$ 7,819,548.10</u>	<u>\$ 26,210,736.71</u>	<u>\$ 20,165,030.14</u>	<u>\$ 13,865,254.67</u>
UTILITY SURETY FUND						
CCA	CC2321	REVENUE COLLECTIONS		\$ (490.00)	\$ -	
	TOTAL FUND		<u>\$ 490.00</u>	<u>\$ (490.00)</u>	<u>\$ -</u>	<u>\$ -</u>
PUBLIC ACCESS FUND						
CCA	CC2333	APPROPRIATED ACTIVITY		\$ -	\$ 8,294,027.26	
CCA	CC2333	REVENUE COLLECTIONS		7,202,312.38	-	
CCA	CC2334	REVENUE COLLECTIONS		258,422.60	-	
	TOTAL FUND		<u>\$ 2,382,180.89</u>	<u>\$ 7,460,734.98</u>	<u>\$ 8,294,027.26</u>	<u>\$ 1,548,888.61</u>
INVESTMENT MANAGEMENT REGULATORY ENFORCEMENT FUND						
CCA	CC2404	APPROPRIATED ACTIVITY		\$ -	\$ 3,207,447.25	
CCA	CC2404	REVENUE COLLECTIONS		3,159,296.26	-	
	TOTAL FUND		<u>\$ 1,825,571.45</u>	<u>\$ 3,159,296.26</u>	<u>\$ 3,207,447.25</u>	<u>\$ 1,777,420.46</u>
INTERGOVERNMENTAL AND INTERAGENCY SERVICE AGREEMENT FUND						
CCA	CC2500	OTHER AGENCY REIMBURSEMENTS		\$ -	\$ 240.74	
	TOTAL FUND		<u>\$ 6,640.18</u>	<u>\$ -</u>	<u>\$ 240.74</u>	<u>\$ 6,399.44</u>
AUTOMATION PROJECTS FUND						
CCA	CC2566	APPROPRIATED ACTIVITY		\$ 184,000.00	\$ 183,974.70	
	TOTAL FUND		<u>\$ -</u>	<u>\$ 184,000.00</u>	<u>\$ 183,974.70</u>	<u>\$ 25.30</u>
CREDIT CARD CLEARING FUND						
CCA	CC2600	REVENUE COLLECTIONS		\$ (81,309.09)	\$ -	
	TOTAL FUND		<u>\$ (186,493.11)</u>	<u>\$ (81,309.09)</u>	<u>\$ -</u>	<u>\$ (267,802.20)</u>
TITLE VI-CORONAVIRUS RELIEF FUND						
CCA	CC2975	CORONAVIRUS RELIEF FUND APPROPRIATION		\$ 147,145.00	\$ -	
	TOTAL FUND		<u>\$ -</u>	<u>\$ 147,145.00</u>	<u>\$ -</u>	<u>\$ 147,145.00</u>
ARIZONA ARTS TRUST FUND						
CCA	CC3043	APPROPRIATED ACTIVITY		\$ 50,700.00	\$ 50,700.00	
CCA	CC3043	REVENUE COLLECTIONS		1,005,902.40	-	
CCA	CC3043	T3 NON APPR FUND TRANS		-	1,101,780.00	
	TOTAL FUND		<u>\$ 199,891.60</u>	<u>\$ 1,056,602.40</u>	<u>\$ 1,152,480.00</u>	<u>\$ 104,014.00</u>
COURT ORDERED TRUST FUND						
CCA	CC3180	REVENUE COLLECTIONS		\$ 489,834.43	\$ -	
CCA	CC3180	SECURITIES DIVISION - RESTITUTIONS		8,184.61	-	
	TOTAL FUND		<u>\$ 1,046,773.79</u>	<u>\$ 498,019.04</u>	<u>\$ -</u>	<u>\$ 1,544,792.83</u>
OFFICE OF ECONOMIC OPPORTUNITY OPERATIONS FUND						
CCA	CC3888	REVENUE COLLECTIONS		\$ 2,071,307.02	\$ -	
CCA	CC3888	T3 NON APPR FUND TRANS		-	2,072,632.26	
	TOTAL FUND		<u>\$ 136,279.40</u>	<u>\$ 2,071,307.02</u>	<u>\$ 2,072,632.26</u>	<u>\$ 134,954.16</u>

See accompanying notes to financial statements.

STATE OF ARIZONA
STATEMENT OF REVENUES, EXPENDITURES AND CHANGES IN FUND BALANCE
BUDGETARY (LEGAL) BASIS
FOR THE YEAR ENDED JUNE 30, 2020

AGY	FUND	APPROPRIATION NAME	FUND BALANCE JULY 1, 2019	REVENUES AND TRANSFERS IN	EXPENDITURES AND TRANSFERS OUT	FUND BALANCE JUNE 30, 2020
BOARD OF CHIROPRACTIC EXAMINERS						
BOARD OF CHIROPRACTIC EXAMINERS FUND						
CEA	CE2010	APPROPRIATED ACTIVITY		\$ -	\$ 417,657.80	
CEA	CE2010	REVENUE COLLECTIONS		480,987.58	-	
TOTAL FUND			\$ 384,351.31	\$ 480,987.58	\$ 417,657.80	\$ 447,681.09
CONSTABLE ETHICS STANDARDS AND TRAINING BOARD						
CONSTABLE ETHICS STANDARDS AND TRAINING FUND						
CNA	CN2346	CONSTABLE ETHICS STANDARDS - TRNG BOARD		\$ 418,125.99	\$ 306,313.42	
CNA	CN2347	CONSTABLE ETHICS STANDARDS - TRNG BOARD		13,007.69	44,767.92	
TOTAL FUND			\$ 590,626.54	\$ 431,133.68	\$ 351,081.34	\$ 670,678.88
COTTON RESEARCH AND PROTECTION COUNCIL						
FEDERAL GRANT FUND						
CRA	CR2000	COTTON COUNCIL		\$ 416,997.00	\$ 416,997.00	
TOTAL FUND			\$ -	\$ 416,997.00	\$ 416,997.00	\$ -
COTTON RESEARCH FUND						
CRA	CR2013	COTTON COUNCIL		\$ 4,190,521.90	\$ 3,061,094.25	
TOTAL FUND			\$ 7,594,571.54	\$ 4,190,521.90	\$ 3,061,094.25	\$ 8,723,999.19
BOARD OF DISPENSING OPTICIANS						
BOARD OF DISPENSING OPTICIANS FUND						
DOA	DO2046	APPROPRIATED ACTIVITY		\$ -	\$ 142,136.80	
DOA	DO2046	NON-APPROPRIATED		157,037.96	-	
TOTAL FUND			\$ 329,827.85	\$ 157,037.96	\$ 142,136.80	\$ 344,729.01
BOARD OF DENTAL EXAMINERS						
DENTAL BOARD FUND						
DXA	DX2020	APPROPRIATED ACTIVITY		\$ -	\$ 1,246,387.56	
DXA	DX2020	REVENUE COLLECTIONS		471,112.81	-	
TOTAL FUND			\$ 5,195,998.42	\$ 471,112.81	\$ 1,246,387.56	\$ 4,420,723.67
BOARD OF FUNERAL DIRECTORS AND EMBALMERS						
BOARD OF FUNERAL DIRECTORS AND EMBALMERS FUND						
FDA	FD2026	APPROPRIATED ACTIVITY		\$ -	\$ 384,402.18	
FDA	FD2026	REVENUE COLLECTIONS		365,168.42	-	
TOTAL FUND			\$ 634,815.48	\$ 365,168.42	\$ 384,402.18	\$ 615,581.72
STATEWIDE FINGERPRINT CLEARING ACCOUNT						
FDA	FD2159	REVENUE COLLECTIONS		\$ 114.00	\$ -	
TOTAL FUND			\$ 528.00	\$ 114.00	\$ -	\$ 642.00
DEPARTMENT OF GAMING						
RETIRED RACEHOUSE ADOPTION FUND						
GMA	GM2015	NON-APPROPRIATED REVENUE & EXPENDITURES		\$ 680.00	\$ -	
TOTAL FUND			\$ 303.00	\$ 680.00	\$ -	\$ 983.00
STATE LOTTERY FUND						
GMA	GM2122	APPROPRIATED ACTIVITY		\$ -	\$ 300,000.00	
GMA	GM2122	APPROPRIATED REVENUES		300,000.00	-	
TOTAL FUND			\$ 382.10	\$ 300,000.00	\$ 300,000.00	\$ 382.10
STATEWIDE FINGERPRINT CLEARING ACCOUNT						
GMA	GM2159	NON-APPROPRIATED REVENUE & EXPENDITURES		\$ 32,098.00	\$ 31,812.00	
TOTAL FUND			\$ 969.62	\$ 32,098.00	\$ 31,812.00	\$ 1,255.62
AZ BREEDERS AWARD FUND						
GMA	GM2206	NON-APPROPRIATED REVENUE & EXPENDITURES		\$ 537,607.66	\$ 660,189.86	
TOTAL FUND			\$ 151,376.68	\$ 537,607.66	\$ 660,189.86	\$ 28,794.48

See accompanying notes to financial statements.

STATE OF ARIZONA
STATEMENT OF REVENUES, EXPENDITURES AND CHANGES IN FUND BALANCE
BUDGETARY (LEGAL) BASIS
FOR THE YEAR ENDED JUNE 30, 2020

AGY	FUND	APPROPRIATION NAME	FUND BALANCE JULY 1, 2019	REVENUES AND TRANSFERS IN	EXPENDITURES AND TRANSFERS OUT	FUND BALANCE JUNE 30, 2020
PERMANENT TRIBAL-STATE COMPACT FUND						
GMA	GM2340	APPROPRIATED ACTIVITY		\$ -	\$ 2,093,532.91	
GMA	GM2340	APPROPRIATED REVENUES		2,021,722.58	-	
GMA	GM2340	REVENUE - CERTIFICATION		(291,683.96)	-	
		TOTAL FUND	\$ 2,309,448.89	\$ 1,730,038.62	\$ 2,093,532.91	\$ 1,945,954.60
ARIZONA BENEFITS FUND						
GMA	GM2350	APPROPRIATED ACTIVITY		\$ -	\$ 9,543,314.03	
GMA	GM2350	APPROPRIATED REVENUES		102,057,290.27	-	
GMA	GM2350	AZ BENEFITS FUND - REVENUE CLEARING ACCT		4,449.28	-	
GMA	GM2350	NON-APPROPRIATED REVENUE & EXPENDITURES		-	90,835,604.42	
		TOTAL FUND	\$ 2,604,660.00	\$ 102,061,739.55	\$ 100,378,918.45	\$ 4,287,481.10
RACING INVESTIGATION FUND						
GMA	GM2369	NON-APPROPRIATED REVENUE & EXPENDITURES		\$ 10,150.00	\$ 16,003.00	
		TOTAL FUND	\$ 35,888.57	\$ 10,150.00	\$ 16,003.00	\$ 30,035.57
INTERGOVERNMENTAL AND INTERAGENCY SERVICE AGREEMENT FUND						
GMA	GM2500	NON-APPROPRIATED REVENUE & EXPENDITURES		\$ 18,100.00	\$ 114,281.75	
		TOTAL FUND	\$ 165,291.15	\$ 18,100.00	\$ 114,281.75	\$ 69,109.40
RACING REGULATIONS FUND						
GMA	GM2556	APPROPRIATED ACTIVITY		\$ (155.96)	\$ 1,841,792.82	
GMA	GM2556	APPROPRIATED REVENUES		1,677,986.16	-	
		TOTAL FUND	\$ 2,285,168.77	\$ 1,677,830.20	\$ 1,841,792.82	\$ 2,121,206.15
RURAL COUNTY FAIR RACING FUND						
		TOTAL FUND	\$ 50,000.00	\$ -	\$ -	\$ 50,000.00
RACING COMMISSION BOND DEPOSIT FUND						
		TOTAL FUND	\$ 55,572.47	\$ -	\$ -	\$ 55,572.47
BOARD OF HOMEOPATHIC EXAMINERS						
BOARD OF HOMEOPATHIC MED EXAMINERS FUND						
HEA	HE2041	APPROPRIATED ACTIVITY		\$ -	\$ 41,814.59	
HEA	HE2041	NON-APPROPRIATED		59,363.20	-	
		TOTAL FUND	\$ 36,639.48	\$ 59,363.20	\$ 41,814.59	\$ 54,188.09
INDUSTRIAL COMMISSION						
FEDERAL GRANT FUND						
ICA	IC2000	BUREAU OF LABOR STATISTICS		\$ 121,921.13	\$ 115,382.07	
ICA	IC2000	OCCUPATIONAL SAFETY AND HEALTH ACT 23G		1,920,718.07	1,849,404.50	
ICA	IC2000	OSHA - CONSULTATION AGREEMENTS 21D		903,188.23	801,691.14	
		TOTAL FUND	\$ 468,026.45	\$ 2,945,827.43	\$ 2,766,477.71	\$ 647,376.17
INDUSTRIAL COMMISSION REVOLVING FUND						
ICA	IC2002	ADMINISTRATIVE - REVOLVING		\$ 1,500.00	\$ 30,221.25	
ICA	IC2002	EDUCATION AND TRAINING		174,044.06	177,371.57	
ICA	IC2002	WAGE CLAIMS		160.57	-	
		TOTAL FUND	\$ 281,799.28	\$ 175,704.63	\$ 207,592.82	\$ 249,911.09
ADMINISTRATIVE FUND						
ICA	IC2177	APPROPRIATED ACTIVITY		\$ 1,034.15	\$ 19,616,926.57	
ICA	IC2177	REVENUE COLLECTIONS		18,454,667.16	-	
ICA	IC2180	OTHER EXPENDITURE ACTIVITY		-	28,329.86	
ICA	IC2180	SPECIAL FUND NON-APPROPRIATED		6,444,013.15	(4,235,213.56)	
		TOTAL FUND	\$ 103,196,160.58	\$ 24,899,714.46	\$ 15,410,042.87	\$ 112,685,832.17
EMPLOYEE RECOGNITION FUND						
ICA	IC2449	ADMINISTRATIVE - REVOLVING		\$ 2,279.14	\$ 2,071.45	
		TOTAL FUND	\$ 1,353.28	\$ 2,279.14	\$ 2,071.45	\$ 1,560.97
DEPARTMENT OF INSURANCE						
FEDERAL GRANT FUND						
		TOTAL FUND	\$ (146,518.75)	\$ -	\$ -	\$ (146,518.75)

See accompanying notes to financial statements.

STATE OF ARIZONA
STATEMENT OF REVENUES, EXPENDITURES AND CHANGES IN FUND BALANCE
BUDGETARY (LEGAL) BASIS
FOR THE YEAR ENDED JUNE 30, 2020

AGY	FUND	APPROPRIATION NAME	FUND BALANCE JULY 1, 2019	REVENUES AND TRANSFERS IN	EXPENDITURES AND TRANSFERS OUT	FUND BALANCE JUNE 30, 2020
INSURANCE EXAMINERS REVOLVING FUND						
IDA	ID2034	INSURANCE INDUSTRY EXAMINATIONS		\$ 2,959,830.82	\$ 2,591,829.26	
	TOTAL FUND		<u>\$ 874,953.76</u>	<u>\$ 2,959,830.82</u>	<u>\$ 2,591,829.26</u>	<u>\$ 1,242,955.32</u>
ARIZONA PROPERTY AND CASUALTY INSURANCE GUARANTY FUND						
IDA	ID2114	EXPENDITURE OFFSET		\$ -	\$ (22,248.85)	
IDA	ID2114	OTHER EXPENDITURE ACTIVITY		-	21,573.98	
IDA	ID2114	PROPERTY AND CASUALTY INSURED PROTECTION		220,049.63	224,972.92	
	TOTAL FUND		<u>\$ 76,865.98</u>	<u>\$ 220,049.63</u>	<u>\$ 224,298.05</u>	<u>\$ 72,617.56</u>
LIFE AND DISABILITY INSURANCE GUARANTY FUND						
IDA	ID2154	LIFE AND DISABILITY INSURED PROTECTION		\$ 188,729.49	\$ 192,764.36	
	TOTAL FUND		<u>\$ 64,917.44</u>	<u>\$ 188,729.49</u>	<u>\$ 192,764.36</u>	<u>\$ 60,882.57</u>
INSURANCE DEPARTMENT FINGERPRINTING FUND						
IDA	ID2163	FINGERPRINT CD CRIMINAL BACKGRND PROCESS		\$ 47,663.38	\$ -	
	TOTAL FUND		<u>\$ 26,940.62</u>	<u>\$ 47,663.38</u>	<u>\$ -</u>	<u>\$ 74,604.00</u>
ASSESSMENT FUND FOR VOLUNTARY PLANS FUND						
IDA	ID2316	LIABILITY INSURANCE VOLUNTARY PLAN ADMIN		\$ -	\$ 103,461.94	
	TOTAL FUND		<u>\$ 215,478.79</u>	<u>\$ -</u>	<u>\$ 103,461.94</u>	<u>\$ 112,016.85</u>
CAPTIVE INSURANCE REGULATORY SUPERVISION FUND						
IDA	ID2377	CAPTIVE INSURER OVERSIGHT		\$ 686,820.00	\$ 743,733.87	
	TOTAL FUND		<u>\$ 574,960.95</u>	<u>\$ 686,820.00</u>	<u>\$ 743,733.87</u>	<u>\$ 518,047.08</u>
HEALTH CARE APPEALS FUND						
IDA	ID2467	HEALTH CARE APPEALS EVALUATION		\$ 289,880.00	\$ 241,572.70	
	TOTAL FUND		<u>\$ 127,480.23</u>	<u>\$ 289,880.00</u>	<u>\$ 241,572.70</u>	<u>\$ 175,787.53</u>
FINANCIAL SURVEILLANCE FUND						
IDA	ID2473	FIN SURVEILLANCE OF DOMESTIC INSURERS		\$ 401,000.00	\$ 489,239.02	
	TOTAL FUND		<u>\$ 304,690.75</u>	<u>\$ 401,000.00</u>	<u>\$ 489,239.02</u>	<u>\$ 216,451.73</u>
	INTERGOVERNMENTAL AND INTERAGENCY SERVICE AGREEMENT FUND		<u>\$ 716.90</u>	<u>\$ -</u>	<u>\$ -</u>	<u>\$ 716.90</u>
TITLE VI-CORONAVIRUS RELIEF FUND						
IDA	ID2975	CORONAVIRUS RELIEF FUND APPROPRIATION		\$ 181,450.00	\$ 181,450.00	
	TOTAL FUND		<u>\$ -</u>	<u>\$ 181,450.00</u>	<u>\$ 181,450.00</u>	<u>\$ -</u>
RECEIVERSHIP LIQUIDATION FUND						
IDA	ID3104	RECEIVERSHIP ADMINISTRATION		\$ 1,523.03	\$ 126,602.97	
	TOTAL FUND		<u>\$ (118,159.68)</u>	<u>\$ 1,523.03</u>	<u>\$ 126,602.97</u>	<u>\$ (243,239.62)</u>
INSURANCE TAX PREMIUM CLEARING FUND						
IDA	ID3727	PREMIUM TAX REVENUES: NON-REVERTING		\$ 3,689.73	\$ -	
	TOTAL FUND		<u>\$ 13,809.43</u>	<u>\$ 3,689.73</u>	<u>\$ -</u>	<u>\$ 17,499.16</u>
DEPARTMENT OF LIQUOR LICENSES AND CONTROL						
LIQUOR LICENSES FUND						
LLA	LL1996	APPROPRIATED ACTIVITY		\$ -	\$ 3,293,931.23	
LLA	LL1996	REVENUE COLLECTIONS		3,373,800.00	-	
LLA	LL1997	GROWLER PERMIT		35,925.00	-	
LLA	LL1998	SAMPLING PRIVILEGE		29,980.00	-	
	TOTAL FUND		<u>\$ 97,856.69</u>	<u>\$ 3,439,705.00</u>	<u>\$ 3,293,931.23</u>	<u>\$ 243,630.46</u>
FEDERAL GRANT FUND						
LLA	LL2000	UNDERAGE OJJDP		\$ 265,879.79	\$ 265,879.79	
	TOTAL FUND		<u>\$ 2,414.91</u>	<u>\$ 265,879.79</u>	<u>\$ 265,879.79</u>	<u>\$ 2,414.91</u>
	STATEWIDE DONATIONS FUND		<u>\$ 403.94</u>	<u>\$ -</u>	<u>\$ -</u>	<u>\$ 403.94</u>
STATEWIDE FINGERPRINT CLEARING ACCOUNT						
LLA	LL2159	FBI FINGERPRINTING		\$ 26.00	\$ -	
	TOTAL FUND		<u>\$ 13,934.00</u>	<u>\$ 26.00</u>	<u>\$ -</u>	<u>\$ 13,960.00</u>

See accompanying notes to financial statements.

STATE OF ARIZONA
STATEMENT OF REVENUES, EXPENDITURES AND CHANGES IN FUND BALANCE
BUDGETARY (LEGAL) BASIS
FOR THE YEAR ENDED JUNE 30, 2020

AGY	FUND	APPROPRIATION NAME	FUND BALANCE JULY 1, 2019	REVENUES AND TRANSFERS IN	EXPENDITURES AND TRANSFERS OUT	FUND BALANCE JUNE 30, 2020
INTERGOVERNMENTAL AND INTERAGENCY SERVICE AGREEMENT FUND			<u>\$ 67,290.27</u>	<u>\$ -</u>	<u>\$ -</u>	<u>\$ 67,290.27</u>
TITLE VI-CORONAVIRUS RELIEF FUND						
LLA	LL2975	CORONAVIRUS RELIEF FUND APPROPRIATION		\$ 126,738.00	\$ 126,738.00	
TOTAL FUND			<u>\$ -</u>	<u>\$ 126,738.00</u>	<u>\$ 126,738.00</u>	<u>\$ -</u>
LICENSE FEES-AUDIT-ENFORCEMENT SURCHARGES FUND						
LLA	LL3008	STATE SPECIAL COLLECTIONS		\$ 109,903.35	\$ -	
LLA	LL3010	AUDIT SURCHARGE		187,350.00	117,479.55	
LLA	LL3011	ENFORCEMENT SURCHRG - ENFORCEMENT		439,215.00	361,226.78	
LLA	LL3012	ENFORCEMENT SURCHRG -MULTIPLE COMPLAINTS		378,285.00	291,134.69	
LLA	LL3017	DIRECT SHIPMENT LICENSE ISSUANCE		58,150.00	24,851.33	
LLA	LL3018	DIRECT SHIPMENT LICENSE RENEWAL		154,100.00	98,600.00	
TOTAL FUND			<u>\$ 1,841,042.35</u>	<u>\$ 1,327,003.35</u>	<u>\$ 893,292.35</u>	<u>\$ 2,274,753.35</u>
ANTI-RACKETEERING REVOLVING FUND						
LLA	LL3066	RICO		\$ -	\$ 4,191.61	
TOTAL FUND			<u>\$ 4,297.06</u>	<u>\$ -</u>	<u>\$ 4,191.61</u>	<u>\$ 105.45</u>
ARIZONA MEDICAL BOARD						
ARIZONA MEDICAL BOARD FUND						
MEA	ME2038	APPROPRIATED ACTIVITY		\$ -	\$ 7,147,184.39	
MEA	ME2038	REVENUE COLLECTIONS		7,605,010.30	-	
TOTAL FUND			<u>\$ 7,825,834.47</u>	<u>\$ 7,605,010.30</u>	<u>\$ 7,147,184.39</u>	<u>\$ 8,283,660.38</u>
AUTOMATION PROJECTS FUND						
MEA	ME2566	APPROPRIATED ACTIVITY		\$ 300,000.00	\$ 300,000.00	
TOTAL FUND			<u>\$ -</u>	<u>\$ 300,000.00</u>	<u>\$ 300,000.00</u>	<u>\$ -</u>
STATE MINE INSPECTOR						
FEDERAL GRANT FUND						
MIA	MI2000	BLM ABANDONED MINE INVENTORY SAFETY PROG		\$ 42,701.17	\$ 42,701.17	
MIA	MI2000	MINE SAFETY AND HEALTH ACT		305,414.00	302,385.40	
MIA	MI2400	MINE SAFETY AND HEALTH ACT		48,199.63	59,837.03	
TOTAL FUND			<u>\$ 305,982.79</u>	<u>\$ 396,314.80</u>	<u>\$ 404,923.60</u>	<u>\$ 297,373.99</u>
ABANDONED MINE SAFETY FUND			<u>\$ 134,785.40</u>	<u>\$ -</u>	<u>\$ -</u>	<u>\$ 134,785.40</u>
AGGREGATE MINING RECLAMATION FUND						
MIA	MI2511	APPROPRIATED ACTIVITY		\$ 29,060.00	\$ 23,533.62	
TOTAL FUND			<u>\$ 135,105.15</u>	<u>\$ 29,060.00</u>	<u>\$ 23,533.62</u>	<u>\$ 140,631.53</u>
BOARD OF MESSAGE THERAPY						
STATEWIDE FINGERPRINT CLEARING ACCOUNT						
MTA	MT2159	NON-APPROPRIATED		\$ (1,276.00)	\$ -	
TOTAL FUND			<u>\$ 1,296.00</u>	<u>\$ (1,276.00)</u>	<u>\$ -</u>	<u>\$ 20.00</u>
BOARD OF MESSAGE THERAPY FUND						
MTA	MT2553	APPROPRIATED ACTIVITY		\$ -	\$ 485,805.48	
MTA	MT2553	NON-APPROPRIATED		431,024.63	-	
TOTAL FUND			<u>\$ 1,492,940.30</u>	<u>\$ 431,024.63</u>	<u>\$ 485,805.48</u>	<u>\$ 1,438,159.45</u>
NATUROPATHIC PHYSICIANS MEDICAL BOARD						
NATUROPATH PHYSICIANS MEDICAL BOARD FUND						
NBA	NB2042	APPROPRIATED ACTIVITY		\$ -	\$ 158,916.15	
NBA	NB2042	NON-APPROPRIATED		270,374.97	-	
TOTAL FUND			<u>\$ 1,340,020.72</u>	<u>\$ 270,374.97</u>	<u>\$ 158,916.15</u>	<u>\$ 1,451,479.54</u>
BOARD OF EXAMINERS OF NURSING CARE INSTITUTION ADMINISTRATION AND ASSISTED LIVING FACILITY MANAGERS						
NURSING CARE INST ADMIN LICENSING AND ALFMC FUND						
NCA	NC2043	APPROPRIATED ACTIVITY		\$ -	\$ 433,488.59	
NCA	NC2043	NON-APPROPRIATED		416,585.00	-	

See accompanying notes to financial statements.

STATE OF ARIZONA
STATEMENT OF REVENUES, EXPENDITURES AND CHANGES IN FUND BALANCE
BUDGETARY (LEGAL) BASIS
FOR THE YEAR ENDED JUNE 30, 2020

AGY	FUND	APPROPRIATION NAME	FUND BALANCE JULY 1, 2019	REVENUES AND TRANSFERS IN	EXPENDITURES AND TRANSFERS OUT	FUND BALANCE JUNE 30, 2020
	TOTAL FUND		<u>\$ 460,438.24</u>	<u>\$ 416,585.00</u>	<u>\$ 433,488.59</u>	<u>\$ 443,534.65</u>

BOARD OF OPTOMETRY

BOARD OF OPTOMETRY FUND

OBA	OB2023	APPROPRIATED ACTIVITY		\$ -	\$ 228,601.75	
OBA	OB2023	REVENUE COLLECTIONS		300,776.33	-	
	TOTAL FUND		<u>\$ 332,592.96</u>	<u>\$ 300,776.33</u>	<u>\$ 228,601.75</u>	<u>\$ 404,767.54</u>

STATEWIDE FINGERPRINT CLEARING ACCOUNT

OBA	OB2159	REVENUE COLLECTIONS		\$ 44.00	\$ -	
	TOTAL FUND		<u>\$ 110.00</u>	<u>\$ 44.00</u>	<u>\$ -</u>	<u>\$ 154.00</u>

BOARD OF OSTEOPATHIC EXAMINERS

BOARD OF OSTEOPATHIC EXAMINERS FUND

OSA	OS2048	APPROPRIATED ACTIVITY		\$ -	\$ 950,449.15	
OSA	OS2048	REVENUE COLLECTIONS		1,243,879.24	-	
	TOTAL FUND		<u>\$ 2,478,801.24</u>	<u>\$ 1,243,879.24</u>	<u>\$ 950,449.15</u>	<u>\$ 2,772,231.33</u>

BOARD OF OCCUPATIONAL EXAMINERS

OCCUPATIONAL THERAPY FUND

OTA	OT2263	APPROPRIATED ACTIVITY		\$ -	\$ 181,616.56	
OTA	OT2263	OCCUPATIONAL THERAPY REVENUE		276,565.58	-	
	TOTAL FUND		<u>\$ 760,227.29</u>	<u>\$ 276,565.58</u>	<u>\$ 181,616.56</u>	<u>\$ 855,176.31</u>

BOARD OF PHARMACY

	FEDERAL GRANT FUND		<u>\$ 4,800.00</u>	<u>\$ -</u>	<u>\$ -</u>	<u>\$ 4,800.00</u>
--	---------------------------	--	--------------------	-------------	-------------	--------------------

ARIZONA STATE BOARD OF PHARMACY FUND

PMA	PM2052	APPROPRIATED ACTIVITY		\$ 78.43	\$ 3,199,898.21	
PMA	PM2052	REVENUE COLLECTION PHARMACY BOARD FUND		3,657,323.35	-	
	TOTAL FUND		<u>\$ 8,156,901.52</u>	<u>\$ 3,657,401.78</u>	<u>\$ 3,199,898.21</u>	<u>\$ 8,614,405.09</u>

CONTROLLED SUBSTANCES PRESCRIPTION MONITORING FUND

PMA	PM2359	PRESCRIPTION MONITORING PROGRAM		\$ 2,185,315.98	\$ 1,787,003.36	
	TOTAL FUND		<u>\$ 585,045.69</u>	<u>\$ 2,185,315.98</u>	<u>\$ 1,787,003.36</u>	<u>\$ 983,358.31</u>

BOARD OF PODIATRY EXAMINERS

PODIATRY FUND

POA	PO2055	APPROPRIATED ACTIVITY		\$ -	\$ 146,029.62	
POA	PO2055	NON-APPROPRIATED		155,551.62	-	
	TOTAL FUND		<u>\$ 160,701.81</u>	<u>\$ 155,551.62</u>	<u>\$ 146,029.62</u>	<u>\$ 170,223.81</u>

BOARD OF PHYSICAL THERAPY

BOARD OF PHYSICAL THERAPY FUND

PTA	PT2053	APPROPRIATED ACTIVITY		\$ -	\$ 450,601.08	
PTA	PT2053	REVENUE COLLECTIONS		160,785.65	-	
	TOTAL FUND		<u>\$ 1,382,540.38</u>	<u>\$ 160,785.65</u>	<u>\$ 450,601.08</u>	<u>\$ 1,092,724.95</u>

BOARD FOR PRIVATE POSTSECONDARY EDUCATION

BOARD FOR PRIVATE POSTSECONDARY EDUCATION FUND

PVA	PV2056	APPROPRIATED ACTIVITY		\$ -	\$ 402,589.18	
PVA	PV2056	REVENUE COLLECTIONS		373,495.40	-	
	TOTAL FUND		<u>\$ 262,447.91</u>	<u>\$ 373,495.40</u>	<u>\$ 402,589.18</u>	<u>\$ 233,354.13</u>

STUDENT TUITION RECOVERY FUND

PVA	PV3027	STUDENT TUITION RECOVERY		\$ 272,519.69	\$ 334,082.79	
	TOTAL FUND		<u>\$ 149,604.11</u>	<u>\$ 272,519.69</u>	<u>\$ 334,082.79</u>	<u>\$ 88,041.01</u>

BOARD OF RESPIRATORY CARE EXAMINERS

See accompanying notes to financial statements.

STATE OF ARIZONA
STATEMENT OF REVENUES, EXPENDITURES AND CHANGES IN FUND BALANCE
BUDGETARY (LEGAL) BASIS
FOR THE YEAR ENDED JUNE 30, 2020

AGY	FUND	APPROPRIATION NAME	FUND BALANCE JULY 1, 2019	REVENUES AND TRANSFERS IN	EXPENDITURES AND TRANSFERS OUT	FUND BALANCE JUNE 30, 2020
BOARD OF RESPIRATORY CARE EXAMINERS FUND						
RBA	RB2269	APPROPRIATED ACTIVITY		\$ -	\$ 308,271.28	
RBA	RB2269	REVENUE COLLECTIONS		256,655.79	-	
TOTAL FUND			\$ 250,687.15	\$ 256,655.79	\$ 308,271.28	\$ 199,071.66

REAL ESTATE DEPARTMENT

CONDO AND PLANNED COMMUNITY HEARING OFFICE FUND						
REA	RE2537	CONDO AND PLANNED HEARING FUND PROGRAM		\$ 33,000.00	\$ 33,130.00	
TOTAL FUND			\$ 8,630.00	\$ 33,000.00	\$ 33,130.00	\$ 8,500.00

REAL ESTATE RECOVERY FUND						
REA	RE3119	RECOVERY FUND PROGRAM		\$ 67,894.05	\$ 32,430.00	
TOTAL FUND			\$ 922,333.46	\$ 67,894.05	\$ 32,430.00	\$ 957,797.51

REAL ESTATE DEPT EDUCATION REVOLVING FUND						
REA	RE4011	EDUCATIONAL PROGRAMS		\$ 6,003.46	\$ -	
TOTAL FUND			\$ 28,485.04	\$ 6,003.46	\$ -	\$ 34,488.50

REGISTRAR OF CONTRACTORS

REGISTRAR OF CONTRACTORS FUND						
RGA	RG2406	APPROPRIATED ACTIVITY		\$ -	\$ 10,526,513.67	
RGA	RG2406	REVENUE COLLECTIONS		8,532,336.68	-	
TOTAL FUND			\$ 7,304,104.99	\$ 8,532,336.68	\$ 10,526,513.67	\$ 5,309,928.00

RESIDENTIAL CONTRACTORS RECOVERY FUND						
RGA	RG3155	RECOVERY FUND PROGRAM		\$ 5,939,351.61	\$ 3,784,333.84	
TOTAL FUND			\$ 15,237,172.21	\$ 5,939,351.61	\$ 3,784,333.84	\$ 17,392,189.98

REGISTRAR OF CONTRACTORS CASH BOND FUND						
RGA	RG3721	CASH BONDS AND DEPOSITS		\$ (2,855.99)	\$ -	
TOTAL FUND			\$ 4,085.76	\$ (2,855.99)	\$ -	\$ 1,229.77

STATE BOARD OF PSYCHOLOGIST EXAMINERS

BOARD OF PSYCHOLOGIST EXAMINERS FUND						
SYA	SY2058	APPROPRIATED ACTIVITY		\$ -	\$ 415,368.86	
SYA	SY2058	REVENUE COLLECTIONS		549,631.46	-	
SYA	SY2059	APPROPRIATED ACTIVITY		-	83,246.47	
SYA	SY2059	REVENUE COLLECTIONS		163,276.85	-	
TOTAL FUND			\$ 1,288,588.89	\$ 712,908.31	\$ 498,615.33	\$ 1,502,881.87

STATE BOARD OF TECHNICAL REGISTRATION

TECHNICAL REGISTRATION FUND						
TEA	TE2070	APPROPRIATED ACTIVITY		\$ -	\$ 1,991,478.41	
TEA	TE2070	REVENUE COLLECTIONS		2,642,365.04	-	
TEA	TE2071	INVESTIGATIONS		21,486.81	68,743.16	
TOTAL FUND			\$ 3,926,894.31	\$ 2,663,851.85	\$ 2,060,221.57	\$ 4,530,524.59

RESIDENTIAL UTILITY CONSUMER OFFICE

RESIDENTIAL UTILITY CONSUMER OFFICE REVOLVING FUND						
UOA	UO2175	APPROPRIATED ACTIVITY		\$ -	\$ 1,064,101.70	
UOA	UO2175	REVENUE COLLECTIONS		1,342,513.69	-	
TOTAL FUND			\$ 721,209.80	\$ 1,342,513.69	\$ 1,064,101.70	\$ 999,621.79

ARIZONA STATE VETERINARY MEDICAL EXAMINING BOARD

VETERINARY MEDICAL EXAMINING BOARD FUND						
VTA	VT2078	APPROPRIATED ACTIVITY		\$ -	\$ 473,213.63	
VTA	VT2078	REVENUE COLLECTIONS		154,420.14	-	
TOTAL FUND			\$ 2,801,393.17	\$ 154,420.14	\$ 473,213.63	\$ 2,482,599.68

EDUCATION

STATE OF ARIZONA
STATEMENT OF REVENUES, EXPENDITURES AND CHANGES IN FUND BALANCE
BUDGETARY (LEGAL) BASIS
FOR THE YEAR ENDED JUNE 30, 2020

AGY	FUND	APPROPRIATION NAME	FUND BALANCE JULY 1, 2019	REVENUES AND TRANSFERS IN	EXPENDITURES AND TRANSFERS OUT	FUND BALANCE JUNE 30, 2020
ARIZONA STATE UNIVERSITY						
ASU COLLEGIATE PLATES FUND						
ASA	AS2239	ACADEMIC SCHOLARSHIPS		\$ 473,076.00	\$ 473,076.00	
	TOTAL FUND		<u>\$ -</u>	<u>\$ 473,076.00</u>	<u>\$ 473,076.00</u>	<u>\$ -</u>
ASU CAPITAL INFRASTRUCTURE FUND						
ASA	AS3001	CAPITAL INFRASTRUCTURE FUNDING		\$ 12,165,900.00	\$ 12,165,900.00	
	TOTAL FUND		<u>\$ -</u>	<u>\$ 12,165,900.00</u>	<u>\$ 12,165,900.00</u>	<u>\$ -</u>
ARIZONA BOARD OF REGENTS						
STATE LOTTERY FUND						
BRA	BR2122	STATE LOTTERY FUND ALLOCATION ARS 5-572		\$ 5,142,411.00	\$ 5,142,411.00	
	TOTAL FUND		<u>\$ -</u>	<u>\$ 5,142,411.00</u>	<u>\$ 5,142,411.00</u>	<u>\$ -</u>
TECHNOLOGY AND RESEARCH INITIATIVE FUND						
BRA	BR2472	TECHNOLOGY AND RESEARCH INITIATIVE		\$ 88,676,985.31	\$ 88,676,985.31	
	TOTAL FUND		<u>\$ -</u>	<u>\$ 88,676,985.31</u>	<u>\$ 88,676,985.31</u>	<u>\$ -</u>
UNIV CAPITAL IMPROVEMENT LEASE-TO-OWN BOND FUND						
BRA	BR3042	UNIV CAP IMP LEASE-TO-OWN AND BOND FUND		\$ 94,195,629.23	\$ 94,195,640.07	
	TOTAL FUND		<u>\$ 10.84</u>	<u>\$ 94,195,629.23</u>	<u>\$ 94,195,640.07</u>	<u>\$ -</u>
AGRICULTURAL AND MECHANICAL COLLEGE LAND FUND - EARNINGS						
BRA	BR3131	UNIVERSITY LAND EARNINGS		\$ 1,160,282.46	\$ 1,162,539.00	
	TOTAL FUND		<u>\$ 2,257.47</u>	<u>\$ 1,160,282.46</u>	<u>\$ 1,162,539.00</u>	<u>\$ 0.93</u>
MILITARY INSTITUTE LAND EARNINGS FUND						
BRA	BR3132	UNIVERSITY LAND EARNINGS		\$ 94,621.41	\$ 94,621.00	
	TOTAL FUND		<u>\$ 0.28</u>	<u>\$ 94,621.41</u>	<u>\$ 94,621.00</u>	<u>\$ 0.69</u>
UNIVERSITIES LAND EARNINGS FUND						
BRA	BR3134	UNIVERSITY LAND EARNINGS		\$ 10,339,569.39	\$ 10,348,383.00	
	TOTAL FUND		<u>\$ 8,815.27</u>	<u>\$ 10,339,569.39</u>	<u>\$ 10,348,383.00</u>	<u>\$ 1.66</u>
NORMAL SCHOOL LAND EARNINGS FUND						
BRA	BR3136	UNIVERSITY LAND EARNINGS		\$ 493,434.27	\$ 498,239.00	
	TOTAL FUND		<u>\$ 4,805.36</u>	<u>\$ 493,434.27</u>	<u>\$ 498,239.00</u>	<u>\$ 0.63</u>
EARLY CHILDHOOD DEVELOP AND HEALTH BOARD						
FEDERAL GRANT FUND						
CDA	CD2000	ECDH FUND - NON-APPROPRIATED		\$ 1,850,532.19	\$ 3,582,763.43	
	TOTAL FUND		<u>\$ 1,684,945.24</u>	<u>\$ 1,850,532.19</u>	<u>\$ 3,582,763.43</u>	<u>\$ (47,286.00)</u>
EARLY CHILD DEVELOPMENT AND HEALTH FUND						
CDA	CD2542	ECDH FUND - NON-APPROPRIATED		\$ 115,875,649.58	\$ 128,350,214.71	
CDA	CD2543	ECDH FUND - NON-APPROPRIATED		12,864,683.08	13,835,249.00	
CDA	CD2544	ECDH FUND - NON-APPROPRIATED		386,396.67	279,768.89	
CDA	CD2545	ECDH FUND - NON-APPROPRIATED		201,584.00	450,765.51	
	TOTAL FUND		<u>\$ 360,223,289.94</u>	<u>\$ 129,328,313.33</u>	<u>\$ 142,915,998.11</u>	<u>\$ 346,635,605.16</u>
BOARD FOR CHARTER SCHOOLS						
STATEWIDE DONATIONS FUND						
			<u>\$ 5,491.14</u>	<u>\$ -</u>	<u>\$ -</u>	<u>\$ 5,491.14</u>
CHARTER ARIZONA ONLINE PROCESSING FUND						
CSA	CS2319	CHARTER AZ ONLINE INSTRUCTION PROCESSING		42,000.00	37,100.00	
	TOTAL FUND		<u>\$ 3,000.00</u>	<u>\$ 42,000.00</u>	<u>\$ 37,100.00</u>	<u>\$ 7,900.00</u>
NEW CHARTER APPLICATION PROCESSING FUND						
CSA	CS2568	NEW CHARTER APPLICATION PROCESSING FEES		\$ 3,000.00	\$ 90,327.70	
	TOTAL FUND		<u>\$ 87,327.70</u>	<u>\$ 3,000.00</u>	<u>\$ 90,327.70</u>	<u>\$ -</u>
BOARD OF EDUCATION						

See accompanying notes to financial statements.

STATE OF ARIZONA
STATEMENT OF REVENUES, EXPENDITURES AND CHANGES IN FUND BALANCE
BUDGETARY (LEGAL) BASIS
FOR THE YEAR ENDED JUNE 30, 2020

AGY	FUND	APPROPRIATION NAME	FUND BALANCE JULY 1, 2019	REVENUES AND TRANSFERS IN	EXPENDITURES AND TRANSFERS OUT	FUND BALANCE JUNE 30, 2020
STATEWIDE DONATIONS FUND			<u>\$ 554.45</u>	<u>\$ -</u>	<u>\$ -</u>	<u>\$ 554.45</u>
TEACHER CERTIFICATION FUND						
EBA	EB2399	APPROPRIATED ACTIVITY		\$ (163,460.82)	\$ -	
TOTAL FUND			<u>\$ 163,460.82</u>	<u>\$ (163,460.82)</u>	<u>\$ -</u>	<u>\$ -</u>
DEPARTMENT OF EDUCATION						
ACADEMIC CONTESTS FUND			<u>\$ 21,013.10</u>	<u>\$ -</u>	<u>\$ -</u>	<u>\$ 21,013.10</u>
CHARTER SCHOOLS STIMULUS FUND			<u>\$ 3,567.45</u>	<u>\$ -</u>	<u>\$ -</u>	<u>\$ 3,567.45</u>
SPECIAL EDUCATION FUND						
EDA	ED1009	GF SPECIAL EDUCATION VOUCHER PROGRAMS		\$ 40,517,724.61	\$ 33,786,250.84	
EDA	ED1009	OTHER NON APPROPRIATED ACTIVITY		(4,488,524.61)	-	
TOTAL FUND			<u>\$ 4,488,616.16</u>	<u>\$ 36,029,200.00</u>	<u>\$ 33,786,250.84</u>	<u>\$ 6,731,565.32</u>
FEDERAL GRANT FUND						
EDA	ED2000	CHILD NUTRITION SERVICES		\$ 424,627,975.59	\$ 423,117,855.63	
EDA	ED2000	EDUCATION FOR THE DISADVANTAGED		382,084,615.43	380,859,689.44	
EDA	ED2000	NO CHILD LEFT BEHIND PROGRAMS		80,070,406.97	78,592,194.42	
EDA	ED2000	OTHER FEDERAL PROGRAMS		9,944,586.81	9,016,675.20	
EDA	ED2000	OTHER NON APPROPRIATED ACTIVITY		(4,585,256.83)	-	
EDA	ED2000	SPECIAL EDUCATION PROGRAMS		227,836,651.22	227,395,660.82	
EDA	ED2000	VOCATIONAL AND ADULT EDUCATION PROGRAMS		45,041,358.76	44,745,325.25	
TOTAL FUND			<u>\$ 3,665,750.79</u>	<u>\$ 1,165,020,337.95</u>	<u>\$ 1,163,727,400.76</u>	<u>\$ 4,958,687.98</u>
STATEWIDE DONATIONS FUND						
EDA	ED2025	OTHER NON APPROPRIATED ACTIVITY		\$ (55,509.61)	\$ -	
EDA	ED2025	PRIVATE DONATIONS AND ISA MONIES		139,623.61	116,652.36	
EDA	ED2026	OTHER NON APPROPRIATED ACTIVITY		(339,409.37)	-	
EDA	ED2026	PRIVATE DONATIONS AND ISA MONIES		339,420.66	3,956.22	
TOTAL FUND			<u>\$ 397,037.66</u>	<u>\$ 84,125.29</u>	<u>\$ 120,608.58</u>	<u>\$ 360,554.37</u>
ARIZONA YOUTH FARM LOAN FUND						
EDA	ED2136	OTHER NON APPROPRIATED ACTIVITY		\$ (5,578.01)	\$ -	
EDA	ED2136	PRIVATE DONATIONS AND ISA MONIES		8,518.73	-	
TOTAL FUND			<u>\$ 168,287.40</u>	<u>\$ 2,940.72</u>	<u>\$ -</u>	<u>\$ 171,228.12</u>
BROADBAND EXPANSION FUND						
EDA	ED2145	BROADBAND EXPANSION PROJECTS		\$ 2,873,898.33	\$ 320,824.06	
EDA	ED2145	OTHER NON APPROPRIATED ACTIVITY		(2,873,898.33)	-	
TOTAL FUND			<u>\$ 2,873,898.33</u>	<u>\$ -</u>	<u>\$ 320,824.06</u>	<u>\$ 2,553,074.27</u>
RESULTS-BASED FUNDING FUND						
EDA	ED2151	OTHER NON APPROPRIATED ACTIVITY		\$ (10,979.61)	\$ -	
EDA	ED2151	RESULTS BASED FUNDING - NON LAPSING		72,101,978.47	72,027,823.34	
TOTAL FUND			<u>\$ 10,979.61</u>	<u>\$ 72,090,998.86</u>	<u>\$ 72,027,823.34</u>	<u>\$ 74,155.13</u>
GOLDEN RULE SPECIAL PLATE FUND						
EDA	ED2366	GOLDEN RULE LICENSE PLATES		\$ 213,809.00	\$ 213,809.00	
TOTAL FUND			<u>\$ -</u>	<u>\$ 213,809.00</u>	<u>\$ 213,809.00</u>	<u>\$ -</u>
TEACHER CERTIFICATION FUND						
EDA	ED2399	APPROPRIATED ACTIVITY		\$ 1,956,259.04	\$ 1,956,259.04	
EDA	ED2399	OTHER NON APPROPRIATED ACTIVITY		163,460.82	-	
TOTAL FUND			<u>\$ 759,468.93</u>	<u>\$ 2,119,719.86</u>	<u>\$ 1,956,259.04</u>	<u>\$ 922,929.75</u>
ASSISTANCE FOR EDUCATION FUND						
EDA	ED2420	CONTRIBUTIONS TO PUBLIC SCHOOLS		\$ 34,371.40	\$ 34,371.40	
TOTAL FUND			<u>\$ -</u>	<u>\$ 34,371.40</u>	<u>\$ 34,371.40</u>	<u>\$ -</u>
FAILING SCHOOLS TUTORING FUND						
EDA	ED2470	APPROPRIATED ACTIVITY		\$ 3,087,067.57	\$ 465,453.77	
EDA	ED2470	OTHER NON APPROPRIATED ACTIVITY		(1,587,006.68)	-	
TOTAL FUND			<u>\$ 1,592,706.90</u>	<u>\$ 1,500,060.89</u>	<u>\$ 465,453.77</u>	<u>\$ 2,627,314.02</u>

See accompanying notes to financial statements.

STATE OF ARIZONA
STATEMENT OF REVENUES, EXPENDITURES AND CHANGES IN FUND BALANCE
BUDGETARY (LEGAL) BASIS
FOR THE YEAR ENDED JUNE 30, 2020

AGY	FUND	APPROPRIATION NAME	FUND BALANCE JULY 1, 2019	REVENUES AND TRANSFERS IN	EXPENDITURES AND TRANSFERS OUT	FUND BALANCE JUNE 30, 2020
CLASSROOM SITE FUND						
EDA	ED2471	CSF PROPOSITION 301 MONIES		\$ 762,935,810.01	\$ 634,943,327.61	
EDA	ED2471	OTHER NON APPROPRIATED ACTIVITY		(142,391,044.07)	-	
	TOTAL FUND		<u>\$ 142,391,044.07</u>	<u>\$ 620,544,765.94</u>	<u>\$ 634,943,327.61</u>	<u>\$ 127,992,482.40</u>
ENGLISH LEARNER CLASS PERSONNEL BONUS FUND						
			<u>\$ 28,286.58</u>	<u>\$ -</u>	<u>\$ -</u>	<u>\$ 28,286.58</u>
INSTRUCTIONAL IMPROVEMENT FUND						
EDA	ED2492	IIF PROPOSITION 202 MONIES		\$ 72,885,520.36	\$ 44,999,994.80	
EDA	ED2492	OTHER NON APPROPRIATED ACTIVITY		(21,886,769.02)	-	
	TOTAL FUND		<u>\$ 21,886,769.02</u>	<u>\$ 50,998,751.34</u>	<u>\$ 44,999,994.80</u>	<u>\$ 27,885,525.56</u>
INTERGOVERNMENTAL AND INTERAGENCY SERVICE AGREEMENT FUND						
EDA	ED2500	OTHER NON APPROPRIATED ACTIVITY		\$ (911,225.60)	\$ -	
EDA	ED2500	PRIVATE DONATIONS AND ISA MONIES		2,939,672.10	2,368,371.23	
	TOTAL FUND		<u>\$ 945,972.63</u>	<u>\$ 2,028,446.50</u>	<u>\$ 2,368,371.23</u>	<u>\$ 606,047.90</u>
CHARACTER EDUCATION SPECIAL PLATE FUND						
EDA	ED2522	CHARACTER EDUCATION PLATE		\$ 23,426.00	\$ -	
	TOTAL FUND		<u>\$ -</u>	<u>\$ 23,426.00</u>	<u>\$ -</u>	<u>\$ 23,426.00</u>
STATEWIDE COMPENSATORY INSTRUCTION FUND						
			<u>\$ 12.76</u>	<u>\$ -</u>	<u>\$ -</u>	<u>\$ 12.76</u>
ARIZONA ENGLISH LANGUAGE LEARNER FUND						
EDA	ED2535	OTHER NON APPROPRIATED ACTIVITY		\$ (3,080,418.00)	\$ -	
EDA	ED2535	SEI-ENGLISH LANGUAGE INSTRUCTION FY09		8,042,101.63	3,432,485.25	
	TOTAL FUND		<u>\$ 3,080,418.00</u>	<u>\$ 4,961,683.63</u>	<u>\$ 3,432,485.25</u>	<u>\$ 4,609,616.38</u>
AUTOMATION PROJECTS FUND						
EDA	ED2566	APPROPRIATED ACTIVITY		\$ 1,136,000.00	\$ 608,038.43	
	TOTAL FUND		<u>\$ -</u>	<u>\$ 1,136,000.00</u>	<u>\$ 608,038.43</u>	<u>\$ 527,961.57</u>
EDUCATION EMPOWERMENT SCHOLARSHIP ACCOUNT FUND						
EDA	ED2570	APPROPRIATED ACTIVITY		\$ 4,742,573.00	\$ 4,283,400.00	
	TOTAL FUND		<u>\$ 6,825,437.91</u>	<u>\$ 4,742,573.00</u>	<u>\$ 4,283,400.00</u>	<u>\$ 7,284,610.91</u>
TECHNOLOGY BASED LANGUAGE DEVELOPMENT AND LITERACY FUND						
EDA	ED2579	APPROPRIATED ACTIVITY		\$ -	\$ 599.72	
	TOTAL FUND		<u>\$ 599.72</u>	<u>\$ -</u>	<u>\$ 599.72</u>	<u>\$ -</u>
PROFESSIONAL DEVELOPMENT REVOLVING FUND						
EDA	ED2580	APPROPRIATED ACTIVITY		\$ 77,748.00	\$ 37,309.92	
EDA	ED2580	OTHER NON APPROPRIATED ACTIVITY		(40,718.00)	-	
	TOTAL FUND		<u>\$ 41,674.02</u>	<u>\$ 37,030.00</u>	<u>\$ 37,309.92</u>	<u>\$ 41,394.10</u>
TRIBAL COLLEGE DUAL ENROLLMENT PROGRAM FUND						
EDA	ED2595	APPROPRIATED ACTIVITY		\$ 257,604.68	\$ 250,100.00	
	TOTAL FUND		<u>\$ 366,663.35</u>	<u>\$ 257,604.68</u>	<u>\$ 250,100.00</u>	<u>\$ 374,168.03</u>
AMERICAN CIVICS EDUCATION FUND						
EDA	ED2612	APPROPRIATED ACTIVITY		\$ 500,000.00	\$ 30.00	
	TOTAL FUND		<u>\$ -</u>	<u>\$ 500,000.00</u>	<u>\$ 30.00</u>	<u>\$ 499,970.00</u>
COMPUTER SCIENCE PROFESSIONAL DEVELOPMENT PROGRAM FUND						
EDA	ED2635	COMPUTER SCIENCE PROFESSIONAL DEVELOPMENT		\$ 2,028,874.84	\$ 13,000.00	
EDA	ED2635	OTHER NON APPROPRIATED ACTIVITY		(1,000,000.00)	-	
	TOTAL FUND		<u>\$ 1,007,985.09</u>	<u>\$ 1,028,874.84</u>	<u>\$ 13,000.00</u>	<u>\$ 2,023,859.93</u>
COLLEGE CREDIT BY EXAMINATION DEVELOPMENT FUND						
EDA	ED2641	COLLEGE CREDIT BY EXAMINATION DEVELOPMENT FUND		19,740.26	-	
	TOTAL FUND		<u>\$ -</u>	<u>\$ 19,740.26</u>	<u>\$ -</u>	<u>\$ 19,740.26</u>
STATEWIDE SPECIAL PLATES FUND						
EDA	ED2651	AGRICULTURAL YOUTH SPECIAL PLATES		\$ 154,360.00	\$ 154,360.00	
	TOTAL FUND		<u>\$ -</u>	<u>\$ 154,360.00</u>	<u>\$ 154,360.00</u>	<u>\$ -</u>
FEDERAL ECONOMIC RECOVERY FUND						
			<u>\$ 0.03</u>	<u>\$ -</u>	<u>\$ -</u>	<u>\$ 0.03</u>

See accompanying notes to financial statements.

STATE OF ARIZONA
STATEMENT OF REVENUES, EXPENDITURES AND CHANGES IN FUND BALANCE
BUDGETARY (LEGAL) BASIS
FOR THE YEAR ENDED JUNE 30, 2020

AGY	FUND	APPROPRIATION NAME	FUND BALANCE JULY 1, 2019	REVENUES AND TRANSFERS IN	EXPENDITURES AND TRANSFERS OUT	FUND BALANCE JUNE 30, 2020
PERMANENT STATE SCHOOL FUND						
EDA	ED3138	APPROPRIATED ACTIVITY		\$ 290,489,100.00	\$ 290,489,100.00	
	TOTAL FUND		<u>\$ 7,963,508.54</u>	<u>\$ 290,489,100.00</u>	<u>\$ 290,489,100.00</u>	<u>\$ 7,963,508.54</u>
DOE INTERNAL SERVICES FUND						
EDA	ED4209	AGENCY CHARGEBACKS		\$ 2,051,206.65	\$ 1,265,212.15	
EDA	ED4209	OTHER NON APPROPRIATED ACTIVITY		(1,928,517.28)	-	
EDA	ED4209	PRIVATE DONATIONS AND ISA MONIES		703,787.24	286,850.40	
EDA	ED4209	WORKSHOPS AND CONFERENCES		2,540,621.25	1,600,941.55	
	TOTAL FUND		<u>\$ 1,973,232.27</u>	<u>\$ 3,367,097.86</u>	<u>\$ 3,153,004.10</u>	<u>\$ 2,187,326.03</u>
EDUCATION COMMODITY FUND						
EDA	ED4210	OTHER NON APPROPRIATED ACTIVITY		\$ (682,872.58)	\$ -	
EDA	ED4210	PRIVATE DONATIONS AND ISA MONIES		1,072,400.92	413,867.54	
	TOTAL FUND		<u>\$ 684,772.14</u>	<u>\$ 389,528.34</u>	<u>\$ 413,867.54</u>	<u>\$ 660,432.94</u>
DOE PRODUCTION REVOLVING FUND						
EDA	ED4211	AGENCY CHARGEBACKS		\$ 2,057,247.63	\$ 862,995.25	
EDA	ED4211	OTHER NON APPROPRIATED ACTIVITY		(1,130,335.05)	-	
	TOTAL FUND		<u>\$ 1,137,766.75</u>	<u>\$ 926,912.58</u>	<u>\$ 862,995.25</u>	<u>\$ 1,201,684.08</u>
STATE SCHOOL TRUST REVENUE BOND DEBT SERVICE FUND						
EDA	ED5030	APPROPRIATED ACTIVITY		\$ 6,833,400.00	\$ 6,833,400.00	
EDA	ED5030	OTHER NON APPROPRIATED ACTIVITY		(6,833,400.00)	-	
	TOTAL FUND		<u>\$ 6,833,400.00</u>	<u>\$ -</u>	<u>\$ 6,833,400.00</u>	<u>\$ -</u>
INDIRECT COST RECOVERY FUND						
EDA	ED9000	AGENCY CHARGEBACKS		\$ 8,502,543.66	\$ 8,660,706.91	
	TOTAL FUND		<u>\$ 2,292,626.27</u>	<u>\$ 8,502,543.66</u>	<u>\$ 8,660,706.91</u>	<u>\$ 2,134,463.02</u>
ARIZONA HISTORICAL SOCIETY						
STATEWIDE DONATIONS FUND						
HIA	HI2025	DONATIONS		\$ 466,259.64	\$ 431,736.11	
HIA	HI2026	NON EXPENDABLE TRUST		37,440.67	-	
	TOTAL FUND		<u>\$ 1,369,868.44</u>	<u>\$ 503,700.31</u>	<u>\$ 431,736.11</u>	<u>\$ 1,441,832.64</u>
HISTORICAL SOCIETY PRESERVATION RESTORE FUND						
HIA	HI2125	PRESERVATION & RESTORATION PROGRAM		\$ 36,106.47	\$ 31,195.97	
	TOTAL FUND		<u>\$ 17,686.67</u>	<u>\$ 36,106.47</u>	<u>\$ 31,195.97</u>	<u>\$ 22,597.17</u>
PERMANENT AZ HISTORICAL SOC REVOLVING FUND						
HIA	HI2900	CAD - PAPAGO PARK MUSEUM		\$ 105.15	\$ -	
HIA	HI2900	ENTERPRISE REVENUE		64,674.99	33,733.48	
HIA	HI2901	ENTERPRISE REVENUE		35,723.41	39,125.30	
HIA	HI2901	NAD - FLAGSTAFF MUSEUM		12.97	-	
HIA	HI2902	ENTERPRISE REVENUE		207,002.33	222,482.90	
HIA	HI2902	SAD - TUCSON MUSEUM		69.58	-	
HIA	HI2903	ENTERPRISE REVENUE		148,305.57	156,501.92	
HIA	HI2903	SAD - TUCSON MUSEUM		6.00	-	
HIA	HI2904	ENTERPRISE REVENUE		176,419.00	221,910.96	
HIA	HI2905	ENTERPRISE REVENUE		23,345.49	30,561.36	
	TOTAL FUND		<u>\$ 245,507.23</u>	<u>\$ 655,664.49</u>	<u>\$ 704,315.92</u>	<u>\$ 196,855.80</u>
ARIZONA COMMISSION ON THE ARTS						
FEDERAL GRANT FUND						
HUA	HU2001	BASIC STATE GRANTS		\$ 841,400.00	\$ 841,400.00	
	TOTAL FUND		<u>\$ -</u>	<u>\$ 841,400.00</u>	<u>\$ 841,400.00</u>	<u>\$ -</u>
THE ARTS FUND						
HUA	HU2116	LOCAL GRANTS		\$ 622,362.70	\$ 698,130.53	
	TOTAL FUND		<u>\$ 301,198.14</u>	<u>\$ 622,362.70</u>	<u>\$ 698,130.53</u>	<u>\$ 225,430.31</u>
STATE POET LAUREATE FUND						
			<u>\$ 2,500.00</u>	<u>\$ -</u>	<u>\$ -</u>	<u>\$ 2,500.00</u>

See accompanying notes to financial statements.

STATE OF ARIZONA
STATEMENT OF REVENUES, EXPENDITURES AND CHANGES IN FUND BALANCE
BUDGETARY (LEGAL) BASIS
FOR THE YEAR ENDED JUNE 30, 2020

AGY	FUND	APPROPRIATION NAME	FUND BALANCE JULY 1, 2019	REVENUES AND TRANSFERS IN	EXPENDITURES AND TRANSFERS OUT	FUND BALANCE JUNE 30, 2020
ARIZONA ARTS TRUST FUND						
HUA	HU3043	ADVANCEMENT OF ARTS GRANTS		\$ 3,101,780.00	\$ 3,172,573.26	
	TOTAL FUND		<u>\$ 103,565.13</u>	<u>\$ 3,101,780.00</u>	<u>\$ 3,172,573.26</u>	<u>\$ 32,771.87</u>
NORTHERN ARIZONA UNIVERSITY						
NAU COLLEGIATE PLATES FUND						
NAA	NA2240	ACADEMIC SCHOLARSHIPS		\$ 45,135.00	\$ 45,135.00	
	TOTAL FUND		<u>\$ -</u>	<u>\$ 45,135.00</u>	<u>\$ 45,135.00</u>	<u>\$ -</u>
NAU CAPITAL INFRASTRUCTURE FUND						
NAA	NA3002	CAPITAL INFRASTRUCTURE FUNDING		\$ 4,611,300.00	\$ 4,611,299.99	
	TOTAL FUND		<u>\$ -</u>	<u>\$ 4,611,300.00</u>	<u>\$ 4,611,299.99</u>	<u>\$ 0.01</u>
COMMISSION OF POST SECONDARY EDUCATION						
FEDERAL GRANTS FUND						
PEA	PE2000	FEDERAL GRANTS		\$ 148,933.08	\$ 138,465.23	
	TOTAL FUND		<u>\$ 36,667.12</u>	<u>\$ 148,933.08</u>	<u>\$ 138,465.23</u>	<u>\$ 47,134.97</u>
PRIVATE POSTSECONDARY EDUCATION STUDENT FINANCIAL ASSISTANCE FUND						
PEA	PE2128	PPE STUDENT FINANCIAL ASSISTANCE PROGRAM		\$ 3,652.75	\$ 10,679.43	
	TOTAL FUND		<u>\$ 8,178.96</u>	<u>\$ 3,652.75</u>	<u>\$ 10,679.43</u>	<u>\$ 1,152.28</u>
ARIZONA TEACHER STUDENT LOAN FUND						
PEA	PE2358	MATH AND SCIENCE SPECIAL ED TEACHER STD		\$ 479,497.19	\$ 273,164.76	
	TOTAL FUND		<u>\$ 440,615.09</u>	<u>\$ 479,497.19</u>	<u>\$ 273,164.76</u>	<u>\$ 646,947.52</u>
POSTSECONDARY EDUCATION FUND						
PEA	PE2402	DONATIONS FUND		\$ 39,000.00	\$ 68,275.26	
PEA	PE2405	APPROPRIATED ACTIVITY		175,835.66	169,899.41	
PEA	PE2406	APPROPRIATED ACTIVITY		1,098,700.00	1,098,700.00	
	TOTAL FUND		<u>\$ 161,274.68</u>	<u>\$ 1,313,535.66</u>	<u>\$ 1,336,874.67</u>	<u>\$ 137,935.67</u>
FAMILY COLLEGE SAVINGS PROGRAM TRUST FUND						
PEA	PE3122	FAMILY COLLEGE SAVINGS PROGRAM OPERATING		\$ 968,915.75	\$ 915,673.82	
	TOTAL FUND		<u>\$ 512,048.53</u>	<u>\$ 968,915.75</u>	<u>\$ 915,673.82</u>	<u>\$ 565,290.46</u>
ARIZONA SCHOOLS FOR THE DEAF AND THE BLIND						
TELECOMMUNICATION FUND FOR THE DEAF						
SDA	SD1700	APPROPRIATED ACTIVITY		\$ -	\$ 53,504.49	
	TOTAL FUND		<u>\$ 614,545.45</u>	<u>\$ -</u>	<u>\$ 53,504.49</u>	<u>\$ 561,040.96</u>
FEDERAL GRANTS FUND						
SDA	SD2000	FEDERAL FUNDS - NON-APPROPRIATED		\$ 2,129,307.17	\$ 2,116,372.22	
	TOTAL FUND		<u>\$ 959,676.64</u>	<u>\$ 2,129,307.17</u>	<u>\$ 2,116,372.22</u>	<u>\$ 972,611.59</u>
STATE GRANTS FUND						
SDA	SD2011	AGENCY NON-FEDERAL GRANTS		\$ 1,859,831.78	\$ 1,968,115.73	
	TOTAL FUND		<u>\$ 258,716.29</u>	<u>\$ 1,859,831.78</u>	<u>\$ 1,968,115.73</u>	<u>\$ 150,432.34</u>
SCHOOL FOR THE DEAF AND BLIND FUND						
SDA	SD2444	APPROPRIATED ACTIVITY		\$ 13,110,741.44	\$ 13,629,774.29	
SDA	SD2444	STATE LAND ENDOWMENT EARNINGS AGENCY-WIDE		639,505.36	-	
	TOTAL FUND		<u>\$ 2,786,011.43</u>	<u>\$ 13,750,246.80</u>	<u>\$ 13,629,774.29</u>	<u>\$ 2,906,483.94</u>
SCHOOL FOR THE DEAF AND BLIND CLASSROOM SITE FUND						
SDA	SD2486	AGENCY- STATEWIDE-PROP 301		\$ 2,456,879.35	\$ 1,003,921.96	
	TOTAL FUND		<u>\$ 1,330,304.89</u>	<u>\$ 2,456,879.35</u>	<u>\$ 1,003,921.96</u>	<u>\$ 2,783,262.28</u>
INSTRUCTIONAL IMPROVEMENT FUND						
			<u>\$ 1,824.58</u>	<u>\$ -</u>	<u>\$ -</u>	<u>\$ 1,824.58</u>
TRUST FUND						
SDA	SD3148	TRUST FUNDS NON-APPROPRIATED		\$ 213,000.00	\$ 84,840.52	
	TOTAL FUND		<u>\$ 38,172.85</u>	<u>\$ 213,000.00</u>	<u>\$ 84,840.52</u>	<u>\$ 166,332.33</u>

See accompanying notes to financial statements.

STATE OF ARIZONA
STATEMENT OF REVENUES, EXPENDITURES AND CHANGES IN FUND BALANCE
BUDGETARY (LEGAL) BASIS
FOR THE YEAR ENDED JUNE 30, 2020

AGY	FUND	APPROPRIATION NAME	FUND BALANCE JULY 1, 2019	REVENUES AND TRANSFERS IN	EXPENDITURES AND TRANSFERS OUT	FUND BALANCE JUNE 30, 2020
SCHOOL FOR THE DEAF AND BLIND COOPERATIVE SERVICES FUND						
SDA	SD4221	COOPERATIVE AGREEMENT		\$ 16,974,613.33	\$ 15,533,276.53	
	TOTAL FUND		<u>\$ 1,587,090.92</u>	<u>\$ 16,974,613.33</u>	<u>\$ 15,533,276.53</u>	<u>\$ 3,028,427.72</u>
ENTERPRISE FUND						
SDA	SD4222	AGENCY-STATEWIDE-ENTERPRISE		\$ (121,114.67)	\$ 30,430.82	
	TOTAL FUND		<u>\$ 560,790.19</u>	<u>\$ (121,114.67)</u>	<u>\$ 30,430.82</u>	<u>\$ 409,244.70</u>
SCHOOL FACILITIES BOARD						
LEASE TO OWN FUND - SCHOOL FACILITIES BOARD FUND						
SFA	SF2373	2003 COP DEBT SERVICE		\$ 131,870,500.00	\$ 135,598,448.52	
	TOTAL FUND		<u>\$ 5,478,926.79</u>	<u>\$ 131,870,500.00</u>	<u>\$ 135,598,448.52</u>	<u>\$ 1,750,978.27</u>
BUILDING RENEWAL GRANT FUND						
SFA	SF2392	BUILDING RENEWAL GRANT		\$ 107,458,800.00	\$ 95,412,759.38	
	TOTAL FUND		<u>\$ 76,357,198.91</u>	<u>\$ 107,458,800.00</u>	<u>\$ 95,412,759.38</u>	<u>\$ 88,403,239.53</u>
NEW SCHOOL FACILITIES FUND						
SFA	SF2460	NEW SCHOOL FACILITIES		\$ 112,602,500.00	\$ 102,346,278.01	
	TOTAL FUND		<u>\$ 58,712,190.02</u>	<u>\$ 112,602,500.00</u>	<u>\$ 102,346,278.01</u>	<u>\$ 68,968,412.01</u>
EMERGENCY DEFICIENCIES CORRECTION FUND						
SFA	SF2484	EMERGENCY DEFICIENCIES CORRECTIONS		\$ -	\$ 25,836.68	
	TOTAL FUND		<u>\$ 1,216,314.42</u>	<u>\$ -</u>	<u>\$ 25,836.68</u>	<u>\$ 1,190,477.74</u>
INTERGOVERNMENTAL AND INTERAGENCY SERVICE AGREEMENT FUND						
SFA	SF2500	ISA IGA APPROP		\$ 231,030.00	\$ 180,131.56	
	TOTAL FUND		<u>\$ 21,834.81</u>	<u>\$ 231,030.00</u>	<u>\$ 180,131.56</u>	<u>\$ 72,733.25</u>
SCHOOL IMPROVEMENT REVENUE BOND DEBT SVC FUND						
SFA	SF5010	SCHOOL FACILITIES REV BOND DEBT SERVICE		\$ 64,193,552.96	\$ 64,125,957.12	
	TOTAL FUND		<u>\$ 9,229,079.84</u>	<u>\$ 64,193,552.96</u>	<u>\$ 64,125,957.12</u>	<u>\$ 9,296,675.68</u>
	SCHOOL FACILITIES REV BOND DEBT FUND		<u>\$ 299.65</u>	<u>\$ -</u>	<u>\$ -</u>	<u>\$ 299.65</u>
STATE SCHOOL TRUST REVENUE BOND DEBT SVC FUND						
SFA	SF5030	STATE SCHOOL TRUST REV BOND DEBT SERVICE		\$ 323.89	\$ -	
	TOTAL FUND		<u>\$ 21,994.93</u>	<u>\$ 323.89</u>	<u>\$ -</u>	<u>\$ 22,318.82</u>
UNIVERSITY OF ARIZONA						
U OF A COLLEGIATE PLATES FUND						
UAA	UA2238	COLLEGIATE PLATE SCHOLARSHIPS		\$ 408,732.62	\$ 170,964.00	
	TOTAL FUND		<u>\$ 967,297.35</u>	<u>\$ 408,732.62</u>	<u>\$ 170,964.00</u>	<u>\$ 1,205,065.97</u>
UA CAPITAL INFRASTRUCTURE FUND						
UAA	UA3003	CAPITAL INFRASTRUCTURE		\$ 10,762,700.00	\$ 10,762,700.00	
	TOTAL FUND		<u>\$ -</u>	<u>\$ 10,762,700.00</u>	<u>\$ 10,762,700.00</u>	<u>\$ -</u>
GEOLOGICAL SURVEY FUND						
UAA	UA3031	MINING MINERAL & NATURAL RESOURCES ED MUSEUM		\$ 169,550.77	\$ -	
	TOTAL FUND		<u>\$ 524,042.72</u>	<u>\$ 169,550.77</u>	<u>\$ -</u>	<u>\$ 693,593.49</u>
ACQUISITION AND PRESERVATION FUND						
UAA	UA3032	PRESERVATION PROGRAM		\$ 5.30	\$ -	
	TOTAL FUND		<u>\$ 292.48</u>	<u>\$ 5.30</u>	<u>\$ -</u>	<u>\$ 297.78</u>
SCHOOL OF MINES LAND FUND						
UAA	UA3133	U OF A EARNINGS		\$ 2,018,777.53	\$ 2,181,354.58	
	TOTAL FUND		<u>\$ 362,610.75</u>	<u>\$ 2,018,777.53</u>	<u>\$ 2,181,354.58</u>	<u>\$ 200,033.70</u>
PROTECTION AND SAFETY						
AUTOMOBILE THEFT AUTHORITY						

See accompanying notes to financial statements.

STATE OF ARIZONA
STATEMENT OF REVENUES, EXPENDITURES AND CHANGES IN FUND BALANCE
BUDGETARY (LEGAL) BASIS
FOR THE YEAR ENDED JUNE 30, 2020

AGY	FUND	APPROPRIATION NAME	FUND BALANCE JULY 1, 2019	REVENUES AND TRANSFERS IN	EXPENDITURES AND TRANSFERS OUT	FUND BALANCE JUNE 30, 2020
STATEWIDE SETTLEMENT FUND						
ATA	AT1991	SIMS METAL MANAGEMENT SETTLEMENT		\$ 160.00	\$ -	
	TOTAL FUND		<u>\$ 1,272.16</u>	<u>\$ 160.00</u>	<u>\$ -</u>	<u>\$ 1,432.16</u>
AUTOMOBILE THEFT AUTHORITY FUND						
ATA	AT2060	APPROPRIATED ACTIVITY		\$ -	\$ 5,233,470.42	
ATA	AT2060	REVENUE COLLECTIONS		6,845,823.06	-	
	TOTAL FUND		<u>\$ 4,421,407.90</u>	<u>\$ 6,845,823.06</u>	<u>\$ 5,233,470.42</u>	<u>\$ 6,033,760.54</u>
BOARD OF FINGERPRINTING						
BOARD OF FINGERPRINTING FUND						
BFA	BF2435	FINGERPRINT EXCEPTION PROGRAM		\$ (1,734,516.00)	\$ 565,939.39	
	TOTAL FUND		<u>\$ 3,554,920.00</u>	<u>\$ (1,734,516.00)</u>	<u>\$ 565,939.39</u>	<u>\$ 1,254,464.61</u>
DEPARTMENT OF CORRECTIONS						
FEDERAL GRANT FUND						
DCA	DC2000	FEDERAL GRANTS - OFFENDER OPERATIONS		\$ 14,661,021.62	\$ 14,733,328.71	
DCA	DC2000	FEDERAL GRANTS-DIRECTORS OFC - ADM SVCS		529,403.00	468,782.80	
DCA	DC2000	FEDERAL GRANTS-INMATE PROGRAMS		1,719,672.53	2,170,177.46	
	TOTAL FUND		<u>\$ (110,625.39)</u>	<u>\$ 16,910,097.15</u>	<u>\$ 17,372,288.97</u>	<u>\$ (572,817.21)</u>
CORRECTIONS FUND						
DEPARTMENT OF ADMINISTRATION						
ADA	AD2088	APPROPRIATED ACTIVITY		\$ -	\$ 608,089.42	
	TOTAL AGENCY			\$ -	\$ 608,089.42	
DEPARTMENT OF CORRECTIONS						
DCA	DC2088	APPROPRIATED ACTIVITY		\$ -	\$ 39,190,663.10	
	TOTAL AGENCY			\$ -	\$ 39,190,663.10	
DEPARTMENT OF REVENUE						
RVA	RV2088	OTHER AGENCYS DEPOSITS		\$ 31,931,087.66	\$ -	
	TOTAL AGENCY			\$ 31,931,087.66	\$ -	
	TOTAL FUND		<u>\$ 15,808,379.95</u>	<u>\$ 31,931,087.66</u>	<u>\$ 39,798,752.52</u>	<u>\$ 7,940,715.09</u>
STATE EDUCATION FUND FOR CORRECTIONAL EDUCATION						
DCA	DC2107	APPROPRIATED ACTIVITY		\$ -	\$ 729,029.87	
DCA	DC2107	REVENUE COLLECTIONS		531,414.10	-	
	TOTAL FUND		<u>\$ 806,558.56</u>	<u>\$ 531,414.10</u>	<u>\$ 729,029.87</u>	<u>\$ 608,942.79</u>
ALCOHOL ABUSE TREATMENT FUND						
DCA	DC2204	APPROPRIATED ACTIVITY		\$ -	\$ 313,833.82	
DCA	DC2204	REVENUE COLLECTIONS		378,636.09	-	
	TOTAL FUND		<u>\$ 1,167,250.38</u>	<u>\$ 378,636.09</u>	<u>\$ 313,833.82</u>	<u>\$ 1,232,052.65</u>
TRANSITION PROGRAM FUND						
DCA	DC2379	APPROPRIATED ACTIVITY		\$ -	\$ 649,911.14	
DCA	DC2379	REVENUE COLLECTIONS		2,950,801.46	-	
	TOTAL FUND		<u>\$ 3,787,129.80</u>	<u>\$ 2,950,801.46</u>	<u>\$ 649,911.14</u>	<u>\$ 6,088,020.12</u>
COMMUNITY CORRECTIONS ENHANCEMENT FUND						
DCA	DC2395	COMMUNITY CORRECTIONS ENHANCEMENT		\$ 485,038.41	\$ 375,206.47	
	TOTAL FUND		<u>\$ 354,135.86</u>	<u>\$ 485,038.41</u>	<u>\$ 375,206.47</u>	<u>\$ 463,967.80</u>
PRISONER SPENDABLE ACCOUNTS FUND						
DCA	DC2428	PRISONER SPENDABLE ACCOUNTS		\$ 10,589.76	\$ -	
	TOTAL FUND		<u>\$ -</u>	<u>\$ 10,589.76</u>	<u>\$ -</u>	<u>\$ 10,589.76</u>
EMPLOYEE RECOGNITION FUND						
DCA	DC2449	EMPLOYEE RECOGNITION PROGRAMS		\$ 142,708.75	\$ 108,728.60	
	TOTAL FUND		<u>\$ 44,466.86</u>	<u>\$ 142,708.75</u>	<u>\$ 108,728.60</u>	<u>\$ 78,447.01</u>
INTERGOVERNMENTAL AND INTERAGENCY SERVICE AGREEMENT FUND						
DCA	DC2500	INTER-GOVTAL - INTERAGY SRVC AGREEMENTS		\$ 54,922.70	\$ (15,358,949.20)	

See accompanying notes to financial statements.

STATE OF ARIZONA
STATEMENT OF REVENUES, EXPENDITURES AND CHANGES IN FUND BALANCE
BUDGETARY (LEGAL) BASIS
FOR THE YEAR ENDED JUNE 30, 2020

AGY	FUND	APPROPRIATION NAME	FUND BALANCE JULY 1, 2019	REVENUES AND TRANSFERS IN	EXPENDITURES AND TRANSFERS OUT	FUND BALANCE JUNE 30, 2020
TOTAL FUND			<u>\$ 3,894,459.35</u>	<u>\$ 54,922.70</u>	<u>\$ (15,358,949.20)</u>	<u>\$ 19,308,331.25</u>
PRISON CONSTRUCTION AND OPERATIONS FUND						
DCA	DC2504	APPROPRIATED ACTIVITY		\$ -	\$ 2,499,836.52	
DCA	DC2504	REVENUE COLLECTIONS		9,886,448.10	-	
TOTAL FUND			<u>\$ 3,287,287.10</u>	<u>\$ 9,886,448.10</u>	<u>\$ 2,499,836.52</u>	<u>\$ 10,673,898.68</u>
INMATE STORE PROCEEDS FUND						
DCA	DC2505	APPROPRIATED ACTIVITY		\$ -	\$ 926,666.76	
DCA	DC2505	INMATE STORE PRIVITIZATION PROCEEDS		12,231,540.24	9,471,106.76	
TOTAL FUND			<u>\$ 5,097,980.65</u>	<u>\$ 12,231,540.24</u>	<u>\$ 10,397,773.52</u>	<u>\$ 6,931,747.37</u>
STATE DOC REVOLVING FUND						
DCA	DC2515	TRANSITION PROGRAM		\$ 3,828,991.63	\$ 4,021,707.13	
TOTAL FUND			<u>\$ 2,045,906.05</u>	<u>\$ 3,828,991.63</u>	<u>\$ 4,021,707.13</u>	<u>\$ 1,853,190.55</u>
DEPARTMENT OF CORRECTIONS BUILDING RENEWAL FUND						
DCA	DC2551	APPROPRIATED ACTIVITY		\$ -	\$ 4,278,776.23	
DCA	DC2551	BUILDING RENEWAL FUND REVENUES		5,610,871.00	-	
TOTAL FUND			<u>\$ 2,988,132.89</u>	<u>\$ 5,610,871.00</u>	<u>\$ 4,278,776.23</u>	<u>\$ 4,320,227.66</u>
TITLE VI-CORONAVIRUS RELIEF FUND						
DCA	DC2975	CORONAVIRUS RELIEF		\$ 281,140,177.00	\$ 281,140,177.00	
TOTAL FUND			<u>\$ -</u>	<u>\$ 281,140,177.00</u>	<u>\$ 281,140,177.00</u>	<u>\$ -</u>
PENITENTIARY LAND FUND						
DCA	DC3140	APPROPRIATED ACTIVITY		\$ -	\$ 2,487,545.76	
DCA	DC3140	PENITENTIARY LAND EARNINGS		2,782,856.37	-	
TOTAL FUND			<u>\$ 3,064,185.85</u>	<u>\$ 2,782,856.37</u>	<u>\$ 2,487,545.76</u>	<u>\$ 3,359,496.46</u>
STATE CHARITABLE, PENAL AND REFORMATORY INSTITUTIONS LAND FUND						
DCA	DC3141	APPROPRIATED ACTIVITY		\$ -	\$ 2,690,294.11	
DCA	DC3141	REVENUE COLLECTOR		3,969,908.11	-	
DCA	DC3141	ST CHAR PEN-RET LAND EARNINGS-REV COLL		(479,970.45)	-	
TOTAL FUND			<u>\$ 2,347,352.66</u>	<u>\$ 3,489,937.66</u>	<u>\$ 2,690,294.11</u>	<u>\$ 3,146,996.21</u>
DEPARTMENT OF CORRECTIONS FUND						
DCA	DC3147	DONATIONS		\$ 200.00	\$ -	
TOTAL FUND			<u>\$ 5,909.00</u>	<u>\$ 200.00</u>	<u>\$ -</u>	<u>\$ 6,109.00</u>
DOC SPECIAL SERVICES FUND						
DCA	DC3187	SPECIAL SERVICES		\$ 10,323,469.79	\$ 12,944,637.64	
TOTAL FUND			<u>\$ 9,900,004.63</u>	<u>\$ 10,323,469.79</u>	<u>\$ 12,944,637.64</u>	<u>\$ 7,278,836.78</u>
AZ CORRECTIONAL INDUSTRIES REVOLVING FUND						
DCA	DC4002	ACI - OPERATIONS		\$ 47,408,895.07	\$ 45,364,631.46	
TOTAL FUND			<u>\$ 10,971,577.82</u>	<u>\$ 47,408,895.07</u>	<u>\$ 45,364,631.46</u>	<u>\$ 13,015,841.43</u>
RISK MANAGEMENT FUND						
DCA	DC4216	RISK MANAGEMENT INSURANCE REIMBURSEMENTS		\$ (6,047.37)	\$ -	
TOTAL FUND			<u>\$ 185,244.18</u>	<u>\$ (6,047.37)</u>	<u>\$ -</u>	<u>\$ 179,196.81</u>
INDIRECT COST RECOVERY FUND						
DCA	DC9000	FEDERAL GRANTS-DIRECTORS OFC - ADM SVCS		\$ (5,119.79)	\$ 17,703.63	
DCA	DC9000	INDIRECT COSTS		1,364,716.61	1,219,152.14	
TOTAL FUND			<u>\$ 2,970,790.35</u>	<u>\$ 1,359,596.82</u>	<u>\$ 1,236,855.77</u>	<u>\$ 3,093,531.40</u>
DEPARTMENT OF JUVENILE CORRECTIONS						
FEDERAL GRANT FUND						
DJA	DJ2000	ADMINISTRATION		\$ 51,966.00	\$ 47,481.00	
DJA	DJ2000	EDUCATION		694,987.88	672,519.81	
DJA	DJ2000	SECURE CARE		536,759.56	520,352.00	
TOTAL FUND			<u>\$ 124,070.56</u>	<u>\$ 1,283,713.44</u>	<u>\$ 1,240,352.81</u>	<u>\$ 167,431.19</u>
STATEWIDE DONATIONS FUND						

See accompanying notes to financial statements.

STATE OF ARIZONA
STATEMENT OF REVENUES, EXPENDITURES AND CHANGES IN FUND BALANCE
BUDGETARY (LEGAL) BASIS
FOR THE YEAR ENDED JUNE 30, 2020

AGY	FUND	APPROPRIATION NAME	FUND BALANCE JULY 1, 2019	REVENUES AND TRANSFERS IN	EXPENDITURES AND TRANSFERS OUT	FUND BALANCE JUNE 30, 2020
DJA	DJ2025	SECURE CARE		\$ 1,500.00	\$ 1,918.28	
	TOTAL FUND		\$ 1,446.22	\$ 1,500.00	\$ 1,918.28	\$ 1,027.94
JUVENILE CORRECTIONS CJEF DIST FUND						
DJA	DJ2281	APPROPRIATED ACTIVITY		\$ -	\$ 410,981.52	
DJA	DJ2281	OPERATING REVENUE		450,909.63	-	
	TOTAL FUND		\$ 863,993.51	\$ 450,909.63	\$ 410,981.52	\$ 903,921.62
STATE EDUCATION FUND FOR COMMITTED YOUTH						
DJA	DJ2323	APPROPRIATED ACTIVITY		\$ -	\$ 799,796.40	
DJA	DJ2323	OPERATING REVENUE		1,198,736.61	-	
	TOTAL FUND		\$ 98,750.14	\$ 1,198,736.61	\$ 799,796.40	\$ 497,690.35
EMPLOYEE RECOGNITION FUND						
DJA	DJ2449	ADMINISTRATION		\$ 2,514.00	\$ 2,935.56	
	TOTAL FUND		\$ 929.70	\$ 2,514.00	\$ 2,935.56	\$ 508.14
DEPT OF JUVENILE CORRECTIONS RESTITUTION FUND						
DJA	DJ2476	ADMINISTRATION		\$ 123,739.23	\$ 46,008.96	
	TOTAL FUND		\$ 126,796.30	\$ 123,739.23	\$ 46,008.96	\$ 204,526.57
STATE EDUCATION SYSTEM COMMITTED YOUTH CLASS SITE FUND						
DJA	DJ2487	EDUCATION		\$ 113,958.97	\$ 92,980.98	
	TOTAL FUND		\$ 337,685.49	\$ 113,958.97	\$ 92,980.98	\$ 358,663.48
INSTRUCTIONAL IMPROVEMENT FUND						
			\$ 7,395.40	\$ -	\$ -	\$ 7,395.40
TITLE VI-CORONAVIRUS RELIEF FUND						
DJA	DJ2975	ADMINISTRATION		\$ 10,235,576.25	\$ 10,235,576.25	
	TOTAL FUND		\$ -	\$ 10,235,576.25	\$ 10,235,576.25	\$ -
LOCAL COST SHARING FUND						
			\$ 118,739.51	\$ -	\$ -	\$ 118,739.51
DEPARTMENT OF JUVENILE CORRECTIONS FUND						
DJA	DJ3024	ADMINISTRATION		\$ 21,548.48	\$ 21,582.37	
	TOTAL FUND		\$ 33,378.25	\$ 21,548.48	\$ 21,582.37	\$ 33,344.36
ENDOWMENTS AND LAND EARNINGS FUND						
DJA	DJ3029	APPROPRIATED ACTIVITY		\$ -	\$ 2,591,661.78	
DJA	DJ3029	OPERATING REVENUE		4,203,395.55	-	
	TOTAL FUND		\$ 2,795,190.26	\$ 4,203,395.55	\$ 2,591,661.78	\$ 4,406,924.03
INDIRECT COST RECOVERY FUND						
			\$ 206,608.64	\$ -	\$ -	\$ 206,608.64
ARIZONA CRIMINAL JUSTICE COMMISSION						
FEDERAL GRANT FUND						
JCA	JC2000	CJ SYSTEMS IMPROVEMENT - INFO TECHNOLOGY		\$ 2,479,187.20	\$ 2,484,335.68	
JCA	JC2000	CRIME CONTROL		362,912.89	368,907.89	
JCA	JC2000	CRIME VICTIMS		1,200,762.93	1,200,710.60	
JCA	JC2000	FEDERAL GRANT		604,204.91	604,204.83	
JCA	JC2000	STATISTICAL ANALYSIS CENTER		80,592.27	81,251.30	
JCA	JC2002	CJ SYSTEMS IMPROVEMENT - INFO TECHNOLOGY		12,432,449.60	103,405.20	
JCA	JC2002	CRIME CONTROL		97,633.83	2,776,881.05	
	TOTAL FUND		\$ 6,405,134.66	\$ 17,257,743.63	\$ 7,619,696.55	\$ 16,043,181.74
CRIMINAL JUSTICE ENHANCEMENT FUND						
JCA	JC2134	APPROPRIATED ACTIVITY		\$ -	\$ 439,400.65	
JCA	JC2134	CJ SYSTEMS IMPROVEMENT - INFO TECHNOLOGY		610,410.82	707,531.67	
JCA	JC2134	CRIMINAL JUSTICE ENHANCEMENT FUND		483,093.89	-	
	TOTAL FUND		\$ 1,043,291.44	\$ 1,093,504.71	\$ 1,146,932.32	\$ 989,863.83
VICTIM COMPENSATION AND ASSISTANCE FUND						
JCA	JC2198	APPROPRIATED ACTIVITY		\$ 270,247.26	\$ 3,978,658.14	
JCA	JC2198	VICTIMS COMP ASSIST REVENUE COLLECTOR		3,050,586.19	-	
	TOTAL FUND		\$ 3,187,540.27	\$ 3,320,833.45	\$ 3,978,658.14	\$ 2,529,715.58

See accompanying notes to financial statements.

STATE OF ARIZONA
STATEMENT OF REVENUES, EXPENDITURES AND CHANGES IN FUND BALANCE
BUDGETARY (LEGAL) BASIS
FOR THE YEAR ENDED JUNE 30, 2020

AGY	FUND	APPROPRIATION NAME	FUND BALANCE JULY 1, 2019	REVENUES AND TRANSFERS IN	EXPENDITURES AND TRANSFERS OUT	FUND BALANCE JUNE 30, 2020
RESOURCE CENTER FUND						
JCA	JC2280	APPROPRIATED ACTIVITY		\$ -	\$ 597,991.59	
JCA	JC2280	APRC REVENUE COLLECTOR		719,481.62	-	
	TOTAL FUND		<u>\$ 232,226.17</u>	<u>\$ 719,481.62</u>	<u>\$ 597,991.59</u>	<u>\$ 353,716.20</u>
TRANSITION PROGRAM FUND						
JCA	JC2379	APPROPRIATED ACTIVITY		\$ 757,500.00	\$ 742,500.00	
	TOTAL FUND		<u>\$ -</u>	<u>\$ 757,500.00</u>	<u>\$ 742,500.00</u>	<u>\$ 15,000.00</u>
FINGERPRINT CLEARANCE CARD FUND						
JCA	JC2433	APPROPRIATED ACTIVITY		\$ 600,000.00	\$ 89,819.04	
	TOTAL FUND		<u>\$ 588,675.47</u>	<u>\$ 600,000.00</u>	<u>\$ 89,819.04</u>	<u>\$ 1,098,856.43</u>
STATE AID TO COUNTY ATTORNEYS FUND						
JCA	JC2443	APPROPRIATED ACTIVITY		\$ -	\$ 716,329.00	
JCA	JC2443	FTG REVENUE COLLECTOR		713,751.46	-	
	TOTAL FUND		<u>\$ 69,387.27</u>	<u>\$ 713,751.46</u>	<u>\$ 716,329.00</u>	<u>\$ 66,809.73</u>
STATE AID TO INDIGENT DEFENSE FUND						
JCA	JC2445	FTG REVENUE COLLECTOR		\$ 575.91	\$ -	
	TOTAL FUND		<u>\$ 103,364.56</u>	<u>\$ 575.91</u>	<u>\$ -</u>	<u>\$ 103,940.47</u>
EMPLOYEE RECOGNITION FUND						
JCA	JC2449	CRIME CONTROL		\$ -	\$ 80.00	
	TOTAL FUND		<u>\$ 422.55</u>	<u>\$ -</u>	<u>\$ 80.00</u>	<u>\$ 342.55</u>
INTERGOVERNMENTAL AND INTERAGENCY SERVICE AGREEMENT FUND						
JCA	JC2500	EPI NON-APPROPRIATED		\$ 153,058.48	\$ 127,800.48	
	TOTAL FUND		<u>\$ 26,042.12</u>	<u>\$ 153,058.48</u>	<u>\$ 127,800.48</u>	<u>\$ 51,300.12</u>
DRUG AND GANG ENFORCEMENT FUND						
JCA	JC2516	CRIME CONTROL		\$ 4,602,377.11	\$ 4,511,541.89	
	TOTAL FUND		<u>\$ 2,782,794.86</u>	<u>\$ 4,602,377.11</u>	<u>\$ 4,511,541.89</u>	<u>\$ 2,873,630.08</u>
DEPARTMENT OF EMERGENCY AND MILITARY AFFAIRS						
MILITARY INSTALLATION FUND						
MAA	MA1010	MILITARY INSTALLATION		\$ -	\$ 83.63	
	TOTAL FUND		<u>\$ 2,268,430.19</u>	<u>\$ -</u>	<u>\$ 83.63</u>	<u>\$ 2,268,346.56</u>
EMERGENCY AND DISASTER FUND						
MAA	MA1990	EMERGENCY AND DISASTER FUND		\$ 7,250,085.06	\$ 1,795,136.86	
	TOTAL FUND		<u>\$ 2,350,725.85</u>	<u>\$ 7,250,085.06</u>	<u>\$ 1,795,136.86</u>	<u>\$ 7,805,674.05</u>
FEDERAL GRANT FUND						
MAA	MA2001	MITIGATION AND PREPAREDNESS		\$ 7,007,954.60	\$ 6,850,844.31	
MAA	MA2001	RESPONSE AND RECOVERY		2,022,282.72	1,145,279.27	
MAA	MA2002	MA FEDERAL FUNDING - AIR NATL GUARD		10,301,762.62	9,897,205.90	
MAA	MA2002	MA FEDERAL FUNDING - ARMY NATL GUARD		34,523,669.09	32,427,908.75	
MAA	MA2002	MA FEDERAL FUNDING - MILITARY CONSTRUCTN		1,009,803.11	630,745.91	
	TOTAL FUND		<u>\$ 159,819.99</u>	<u>\$ 54,865,472.14</u>	<u>\$ 50,951,984.14</u>	<u>\$ 4,073,307.99</u>
CAMP NAVAJO FUND						
MAA	MA2106	CAMP NAVAJO		\$ 12,843,624.73	\$ 11,080,968.10	
	TOTAL FUND		<u>\$ 9,531,803.98</u>	<u>\$ 12,843,624.73</u>	<u>\$ 11,080,968.10</u>	<u>\$ 11,294,460.61</u>
MORALE WELFARE AND RECREATIONAL FUND						
MAA	MA2124	MWR PROGRAMS		\$ 36,745.24	\$ 28,351.84	
	TOTAL FUND		<u>\$ 257,912.75</u>	<u>\$ 36,745.24</u>	<u>\$ 28,351.84</u>	<u>\$ 266,306.15</u>
NUCLEAR EMERGENCY MANAGEMENT FUND						
MAA	MA2138	APPROPRIATED ACTIVITY		\$ 1,485,252.00	\$ -	
MAA	MA2138	MARICOPA COUNTY OFF-SITE EMERGENCY PLANS		-	669,753.00	
MAA	MA2138	STATE OFF-SITE EMERGENCY PLANS		-	760,586.02	
	TOTAL FUND		<u>\$ 2,564,735.56</u>	<u>\$ 1,485,252.00</u>	<u>\$ 1,430,339.02</u>	<u>\$ 2,619,648.54</u>
NATIONAL GUARD FUND						

See accompanying notes to financial statements.

STATE OF ARIZONA
STATEMENT OF REVENUES, EXPENDITURES AND CHANGES IN FUND BALANCE
BUDGETARY (LEGAL) BASIS
FOR THE YEAR ENDED JUNE 30, 2020

AGY	FUND	APPROPRIATION NAME	FUND BALANCE JULY 1, 2019	REVENUES AND TRANSFERS IN	EXPENDITURES AND TRANSFERS OUT	FUND BALANCE JUNE 30, 2020
MAA	MA2140	ARMORY RENTALS		\$ 117,665.43	\$ 35.97	
	TOTAL FUND		\$ 244,238.71	\$ 117,665.43	\$ 35.97	\$ 361,868.17
STATE ARMORY PROPERTY FUND			\$ 960,160.00	\$ -	\$ -	\$ 960,160.00
INTERGOVERNMENTAL AND INTERAGENCY SERVICE AGREEMENT FUND						
MAA	MA2500	INTERAGENCY AND INTERGOVERNMENTAL AGREEM		\$ 6,578,718.84	\$ 4,357,495.58	
	TOTAL FUND		\$ 566,354.08	\$ 6,578,718.84	\$ 4,357,495.58	\$ 2,787,577.34
EMERGENCY MANAGEMENT ASSISTANCE COMPACT REVOLVING FUND						
MAA	MA2602	EMERGENCY MANAGEMENT ASSISTANCE COMPACT FUND		\$ -	\$ (97,791.92)	
	TOTAL FUND		\$ 202,208.08	\$ -	\$ (97,791.92)	\$ 300,000.00
TITLE VI-CORONAVIRUS RELIEF FUND						
MAA	MA2975	TITLE VI-CORONAVIRUS RELIEF FUND APPROPRIATION		\$ 25,000,000.00	\$ 453,846.15	
	TOTAL FUND		\$ -	\$ 25,000,000.00	\$ 453,846.15	\$ 24,546,153.85
INDIRECT COST RECOVERY FUND						
MAA	MA9000	INDIRECT COSTS		\$ 666,512.09	\$ 844,096.74	
	TOTAL FUND		\$ 546,441.73	\$ 666,512.09	\$ 844,096.74	\$ 368,857.08
BOARD OF EXECUTIVE CLEMENCY						
INTERGOVERNMENTAL AND INTERAGENCY SERVICE AGREEMENT FUND						
PPA	PP2500	VICTIM'S RIGHTS PROGRAM		\$ 16,968.11	\$ 15,906.31	
	TOTAL FUND		\$ 5,232.87	\$ 16,968.11	\$ 15,906.31	\$ 6,294.67
DEPARTMENT OF PUBLIC SAFETY						
CAPITOL POLICE ADMINISTRATIVE TOWING FUND						
PSA	PS1999	HIGHWAY PATROL DIVISION		\$ 300.00	\$ 13,586.55	
	TOTAL FUND		\$ 37,074.67	\$ 300.00	\$ 13,586.55	\$ 23,788.12
FEDERAL GRANT FUND						
PSA	PS2000	AGENCY SUPPORT DIVISION		\$ 44,846,294.00	\$ 44,955,220.87	
PSA	PS2000	COMMERCIAL VEHICLE ENFORCEMENT		11,080,474.84	11,258,193.69	
PSA	PS2000	COMMUNICATIONS GROUP		73,924.00	73,924.00	
PSA	PS2000	CRIMINAL INVESTIGATIONS		2,737,227.08	2,873,928.46	
PSA	PS2000	GITEM GROUP		(70,363.22)	30,607.30	
PSA	PS2000	HIGHWAY PATROL DIVISION		2,133,646.34	2,161,060.38	
PSA	PS2000	RECORDS AND IDENTIFICATION BUREAU		1,010,612.21	1,006,475.61	
PSA	PS2000	SCIENTIFIC ANALYSIS		1,301,933.31	1,372,432.50	
	TOTAL FUND		\$ 2,665,946.90	\$ 63,113,748.56	\$ 63,731,842.81	\$ 2,047,852.65
STATE HIGHWAY FUND						
PSA	PS2030	APPROPRIATED ACTIVITY		\$ -	\$ 318,200.00	
PSA	PS2030	FUNDING SOURCE ADOT		318,200.00	-	
	TOTAL FUND		\$ -	\$ 318,200.00	\$ 318,200.00	\$ -
ARIZONA HIGHWAY PATROL FUND						
PSA	PS2032	APPROPRIATED ACTIVITY		\$ (305.98)	\$ 211,026,422.89	
PSA	PS2032	REVENUE COLLECTOR - HIGHWAY PATROL FUND		235,017,968.76	-	
	TOTAL FUND		\$ 23,281,797.81	\$ 235,017,662.78	\$ 211,026,422.89	\$ 47,273,037.70
PEACE OFFICERS TRAINING FUND						
PSA	PS2049	AZ POLICE OFFICER STANDARDS AND TRAINING		\$ 5,121,338.96	\$ 3,757,590.91	
	TOTAL FUND		\$ 3,304,800.26	\$ 5,121,338.96	\$ 3,757,590.91	\$ 4,668,548.31
DPS JOINT FUND CONTROL FUND						
PSA	PS2085	DPS JOINT FUND		\$ 267,062,306.06	\$ 204,971,185.41	
PSA	PS2085	EXPENDITURE OFFSET		-	(944,676.15)	
PSA	PS2085	OTHER EXPENDITURE ACTIVITY		-	849,016.87	
	TOTAL FUND		\$ 5,315,599.46	\$ 267,062,306.06	\$ 204,875,526.13	\$ 67,502,379.39
SAFETY ENFORCE AND TRANS INFRASTRUCTURE FUND						
PSA	PS2108	APPROPRIATED ACTIVITY		\$ -	\$ 807,283.97	
PSA	PS2108	FUNDING SOURCE ADOT		985,505.19	-	

See accompanying notes to financial statements.

STATE OF ARIZONA
STATEMENT OF REVENUES, EXPENDITURES AND CHANGES IN FUND BALANCE
BUDGETARY (LEGAL) BASIS
FOR THE YEAR ENDED JUNE 30, 2020

AGY	FUND	APPROPRIATION NAME	FUND BALANCE JULY 1, 2019	REVENUES AND TRANSFERS IN	EXPENDITURES AND TRANSFERS OUT	FUND BALANCE JUNE 30, 2020
TOTAL FUND			<u>\$ 28,975.80</u>	<u>\$ 985,505.19</u>	<u>\$ 807,283.97</u>	<u>\$ 207,197.02</u>
RECORDS PROCESSING FUND						
PSA	PS2278	AGENCY SUPPORT DIVISION		\$ 376,521.79	\$ 498,876.96	
PSA	PS2278	LICENSING AND REGULATORY BUREAU		4,221,685.75	4,814,936.49	
PSA	PS2278	RECORDS AND IDENTIFICATION BUREAU		1,394.67	4,094.98	
PSA	PS2278	SCIENTIFIC ANALYSIS		5,542.50	5,735.26	
TOTAL FUND			<u>\$ 1,195,864.29</u>	<u>\$ 4,605,144.71</u>	<u>\$ 5,323,643.69</u>	<u>\$ 477,365.31</u>
RESOURCE CENTER FUND						
PSA	PS2280	APPROPRIATED ACTIVITY		\$ -	\$ 2,754.92	
TOTAL FUND			<u>\$ 128,036.45</u>	<u>\$ -</u>	<u>\$ 2,754.92</u>	<u>\$ 125,281.53</u>
MOTOR VEHICLE LIABILITY INSURANCE ENFORCEMENT FUND						
PSA	PS2285	APPROPRIATED ACTIVITY		\$ 625,450.00	\$ 1,250,900.00	
PSA	PS2285	FUNDING SOURCE ADOT		625,450.00	-	
TOTAL FUND			<u>\$ -</u>	<u>\$ 1,250,900.00</u>	<u>\$ 1,250,900.00</u>	<u>\$ -</u>
DPS ADMINISTRATION FUND						
PSA	PS2322	AGENCY SUPPORT DIVISION		\$ 371,606.57	\$ 593,291.11	
PSA	PS2322	COMMUNICATIONS GROUP		749,138.65	791,649.57	
PSA	PS2322	CRIMINAL INVESTIGATIONS		103,932.40	67,213.55	
PSA	PS2322	HIGHWAY PATROL DIVISION		1,131,248.80	1,040,014.75	
PSA	PS2322	SCIENTIFIC ANALYSIS		256,945.68	168,599.96	
PSA	PS2322	TECHNICAL SERVICES DIVISION		845,045.11	9,393.73	
TOTAL FUND			<u>\$ 2,533,988.86</u>	<u>\$ 3,457,917.21</u>	<u>\$ 2,670,162.67</u>	<u>\$ 3,321,743.40</u>
DEPARTMENT OF PUBLIC SAFETY FORENSICS FUND						
PSA	PS2370	APPROPRIATED ACTIVITY		\$ -	\$ 16,587,260.82	
PSA	PS2370	FUNDING SOURCE ADOT		17,632,117.43	-	
TOTAL FUND			<u>\$ 1,478,079.12</u>	<u>\$ 17,632,117.43</u>	<u>\$ 16,587,260.82</u>	<u>\$ 2,522,935.73</u>
MOTOR CARRIER SAFETY REVOLVING FUND						
PSA	PS2380	COMMERCIAL VEHICLE ENFORCEMENT		\$ 2,976.82	\$ -	
TOTAL FUND			<u>\$ 23,543.35</u>	<u>\$ 2,976.82</u>	<u>\$ -</u>	<u>\$ 26,520.17</u>
FAMILIES OF FALLEN POLICE OFFICERS SPECIAL PLATE FUND						
PSA	PS2386	FAMILIES OF FALLEN POLICE SPECIAL PLATE		\$ 238,901.00	\$ 239,900.00	
TOTAL FUND			<u>\$ 43,934.11</u>	<u>\$ 238,901.00</u>	<u>\$ 239,900.00</u>	<u>\$ 42,935.11</u>
PUBLIC SAFETY EQUIPMENT FUND						
PSA	PS2391	APPROPRIATED ACTIVITY		\$ -	\$ 2,854,286.40	
PSA	PS2391	PS EQUIPMENT NON-APPROPRIATED		-	1,104,754.58	
PSA	PS2391	PUBLIC SAFETY EQUIPMENT REVENUE COLLECTR		3,602,713.22	-	
TOTAL FUND			<u>\$ 1,038,995.04</u>	<u>\$ 3,602,713.22</u>	<u>\$ 3,959,040.98</u>	<u>\$ 682,667.28</u>
GANG IMMIGRATION INTEL TEAM ENFORCE MISSION FUND						
PSA	PS2396	APPROPRIATED ACTIVITY		\$ 1,403,400.00	\$ 2,466,131.39	
PSA	PS2396	GIITEM SUBACCOUNT REVENUE COLLECTOR		1,878,183.24	-	
TOTAL FUND			<u>\$ 2,317,097.54</u>	<u>\$ 3,281,583.24</u>	<u>\$ 2,466,131.39</u>	<u>\$ 3,132,549.39</u>
FINGERPRINT CLEARANCE CARD FUND						
PSA	PS2433	APPROPRIATED ACTIVITY		\$ -	\$ 1,890,594.61	
PSA	PS2433	LICENSING AND REGULATORY BUREAU		6,531,700.74	5,494,774.80	
TOTAL FUND			<u>\$ 3,818,498.15</u>	<u>\$ 6,531,700.74</u>	<u>\$ 7,385,369.41</u>	<u>\$ 2,964,829.48</u>
BOARD OF FINGERPRINTING FUND						
PSA	PS2435	APPROPRIATED ACTIVITY		\$ -	\$ 2,443,322.57	
PSA	PS2435	FUNDING SOURCE ADOT		2,709,000.00	-	
PSA	PS2435	LICENSING AND REGULATORY BUREAU		1,018,129.00	974,484.00	
TOTAL FUND			<u>\$ 170,131.00</u>	<u>\$ 3,727,129.00</u>	<u>\$ 3,417,806.57</u>	<u>\$ 479,453.43</u>
STATE AID TO INDIGENT DEFENSE FUND						
PSA	PS2445	APPROPRIATED ACTIVITY		\$ -	\$ 636,224.00	
PSA	PS2445	FUNDING SOURCE ADOT		678,527.74	-	
TOTAL FUND			<u>\$ 276,428.44</u>	<u>\$ 678,527.74</u>	<u>\$ 636,224.00</u>	<u>\$ 318,732.18</u>

See accompanying notes to financial statements.

STATE OF ARIZONA
STATEMENT OF REVENUES, EXPENDITURES AND CHANGES IN FUND BALANCE
BUDGETARY (LEGAL) BASIS
FOR THE YEAR ENDED JUNE 30, 2020

AGY	FUND	APPROPRIATION NAME	FUND BALANCE JULY 1, 2019	REVENUES AND TRANSFERS IN	EXPENDITURES AND TRANSFERS OUT	FUND BALANCE JUNE 30, 2020
MOTORCYCLE SAFETY FUND						
PSA	PS2479	APPROPRIATED ACTIVITY		\$ 205,000.00	\$ 205,000.00	
	TOTAL FUND		<u>\$ -</u>	<u>\$ 205,000.00</u>	<u>\$ 205,000.00</u>	<u>\$ -</u>
DEPARTMENT OF PUBLIC SAFETY LICENSING FUND						
PSA	PS2490	LICENSING AND REGULATORY BUREAU		\$ 1,203,478.93	\$ 1,026,451.36	
	TOTAL FUND		<u>\$ 613,369.48</u>	<u>\$ 1,203,478.93</u>	<u>\$ 1,026,451.36</u>	<u>\$ 790,397.05</u>
INTERGOVERNMENTAL AND INTERAGENCY SERVICE AGREEMENT FUND						
PSA	PS2500	AGENCY SUPPORT DIVISION		\$ 293,533.89	\$ 193,386.43	
PSA	PS2500	AVIATION		625,003.08	554,661.91	
PSA	PS2500	COMMERCIAL VEHICLE ENFORCEMENT		975,061.59	975,061.59	
PSA	PS2500	CRIMINAL INVESTIGATIONS		3,667,992.13	3,566,499.18	
PSA	PS2500	HIGHWAY PATROL DIVISION		3,970,640.76	2,996,789.18	
PSA	PS2500	SCIENTIFIC ANALYSIS		518,617.25	234,958.21	
PSA	PS2500	TECHNICAL SERVICES DIVISION		4,251,200.00	3,988,311.74	
	TOTAL FUND		<u>\$ 1,393,863.23</u>	<u>\$ 14,302,048.70</u>	<u>\$ 12,509,668.24</u>	<u>\$ 3,186,243.69</u>
PARITY COMPENSATION FUND						
PSA	PS2510	APPROPRIATED ACTIVITY		\$ -	\$ 3,943,271.88	
PSA	PS2510	FUNDING SOURCE ADOT		3,863,900.79	-	
	TOTAL FUND		<u>\$ 4,172,083.66</u>	<u>\$ 3,863,900.79</u>	<u>\$ 3,943,271.88</u>	<u>\$ 4,092,712.57</u>
CONCEALED WEAPONS PERMIT FUND						
PSA	PS2518	APPROPRIATED ACTIVITY		\$ (316.39)	\$ 3,076,997.22	
PSA	PS2518	REVENUE COLLECTOR - CONCEALED WEAPONS		3,008,516.50	-	
	TOTAL FUND		<u>\$ 1,460,533.75</u>	<u>\$ 3,008,200.11</u>	<u>\$ 3,076,997.22</u>	<u>\$ 1,391,736.64</u>
VICTIMS' RIGHTS ENFORCEMENT FUND						
PSA	PS2519	VICTIMS RIGHTS ENFORCEMENT FUND		\$ 460,573.51	\$ 1,023,233.30	
	TOTAL FUND		<u>\$ 2,077,707.35</u>	<u>\$ 460,573.51</u>	<u>\$ 1,023,233.30</u>	<u>\$ 1,515,047.56</u>
TITLE VI-CORONAVIRUS RELIEF FUND						
PSA	PS2975	CORONAVIRUS RELIEF FUND APPROPRIATION		\$ 76,933,541.00	\$ 76,933,541.00	
	TOTAL FUND		<u>\$ -</u>	<u>\$ 76,933,541.00</u>	<u>\$ 76,933,541.00</u>	<u>\$ -</u>
PEACE OFFICER TRAINING EQUIPMENT FUND						
PSA	PS3075	APPROPRIATED ACTIVITY		\$ -	\$ 895,558.26	
PSA	PS3075	FUNDING SOURCE ADOT		1,220,635.96	-	
	TOTAL FUND		<u>\$ 107,700.08</u>	<u>\$ 1,220,635.96</u>	<u>\$ 895,558.26</u>	<u>\$ 432,777.78</u>
PUBLIC SAFETY INTEROPERABILITY FUND						
PSA	PS3076	INTEROPERABILITY FUND DEPOSIT		\$ 1,500,000.00	\$ -	
	TOTAL FUND		<u>\$ -</u>	<u>\$ 1,500,000.00</u>	<u>\$ -</u>	<u>\$ 1,500,000.00</u>
ANTI-RACKETEERING FUND						
PSA	PS3123	AGENCY SUPPORT DIVISION		\$ 3,643,109.07	\$ 142,291.23	
PSA	PS3123	AVIATION		338,147.32	338,147.32	
PSA	PS3123	CRIMINAL INVESTIGATIONS		1,642,718.31	1,611,032.31	
PSA	PS3123	HIGHWAY PATROL DIVISION		284,358.49	141,172.60	
	TOTAL FUND		<u>\$ 7,861,730.54</u>	<u>\$ 5,908,333.19</u>	<u>\$ 2,232,643.46</u>	<u>\$ 11,537,420.27</u>
CRIMINAL JUSTICE ENHANCEMENT FUND						
PSA	PS3702	APPROPRIATED ACTIVITY		\$ -	\$ 1,504,856.85	
PSA	PS3702	FUNDING SOURCE ADOT		2,237,583.70	-	
	TOTAL FUND		<u>\$ 208,279.42</u>	<u>\$ 2,237,583.70</u>	<u>\$ 1,504,856.85</u>	<u>\$ 941,006.27</u>
RISK MANAGEMENT FUND						
PSA	PS4216	APPROPRIATED ACTIVITY		\$ -	\$ 1,349,300.00	
PSA	PS4216	OTHER NON APPROPRIATED ACTIVITY		1,349,300.00	-	
	TOTAL FUND		<u>\$ 18,993.09</u>	<u>\$ 1,349,300.00</u>	<u>\$ 1,349,300.00</u>	<u>\$ 18,993.09</u>
INDIRECT COST RECOVERY FUND						
PSA	PS9000	AGENCY SUPPORT DIVISION		\$ 509,443.52	\$ 298,555.45	
PSA	PS9000	COMMERCIAL VEHICLE ENFORCEMENT		-	67,263.22	
PSA	PS9000	CRIMINAL INVESTIGATIONS		3,558.91	818,613.63	
PSA	PS9000	HIGHWAY PATROL DIVISION		-	(475,689.95)	

See accompanying notes to financial statements.

STATE OF ARIZONA
STATEMENT OF REVENUES, EXPENDITURES AND CHANGES IN FUND BALANCE
BUDGETARY (LEGAL) BASIS
FOR THE YEAR ENDED JUNE 30, 2020

AGY	FUND	APPROPRIATION NAME	FUND BALANCE JULY 1, 2019	REVENUES AND TRANSFERS IN	EXPENDITURES AND TRANSFERS OUT	FUND BALANCE JUNE 30, 2020
PSA	PS9000	LOGISTICAL SUPPORT		-	55,159.50	
PSA	PS9000	RECORDS AND IDENTIFICATION BUREAU		-	74,056.54	
PSA	PS9000	SCIENTIFIC ANALYSIS		-	81,130.43	
PSA	PS9000	TECHNICAL SERVICES DIVISION		-	(865,273.21)	
TOTAL FUND			<u>\$ 2,466,698.71</u>	<u>\$ 513,002.43</u>	<u>\$ 53,815.61</u>	<u>\$ 2,925,885.53</u>

TRANSPORTATION

DEPARTMENT OF TRANSPORTATION

STATE AVIATION FUND

DTA	DT2005	APPROPRIATED ACTIVITY		\$ 35,568.28	\$ 9,594,805.31	
DTA	DT2005	AVIATION - FEDERAL REVENUE - EXPENDITURE		-	514,851.94	
DTA	DT2005	AVIATION REVENUE		39,653,703.21	-	
DTA	DT2005	FEDERAL AID - HWY		517,696.00	-	
DTA	DT2005	GRAND CANYON AIRPORT 3RD PARTY		(121.61)	-	
DTA	DT2005	GRAND CANYON AIRPORT REVENUE		888,311.34	-	
TOTAL FUND			<u>\$ 29,912,809.12</u>	<u>\$ 41,095,157.22</u>	<u>\$ 10,109,657.25</u>	<u>\$ 60,898,309.09</u>

REGIONAL AREA ROAD FUND

DTA	DT2029	FEDERAL AID - HWY		\$ 151,276,864.81	\$ 151,291,249.89	
DTA	DT2029	M-RARF CONSTRUCT FREEWAYS - OTH RT 56-2		302,679,782.75	343,081,250.52	
DTA	DT2029	M-RARF CONSTRUCTION		-	(5,627.65)	
DTA	DT2029	M-RARF MJR ARTRIAL - INTERSECT IMPR 10-5		49,161,925.72	34,180,909.69	
TOTAL FUND			<u>\$ 492,037,889.49</u>	<u>\$ 503,118,573.28</u>	<u>\$ 528,547,782.45</u>	<u>\$ 466,608,680.32</u>

STATE HIGHWAY FUND

DTA	DT2030	511 PROGRAM		\$ 143,250.00	\$ 90,143.06	
DTA	DT2030	ADOT NON APPROPRIATED		10,623.26	(355.60)	
DTA	DT2030	APPROPRIATED ACTIVITY		36,927,059.70	547,202,234.76	
DTA	DT2030	FEDERAL AID - HWY		368,170,129.51	341,192,833.80	
DTA	DT2030	HIGHWAY CONSTRUCTION		2,697,958.81	85,009,587.66	
DTA	DT2030	HIGHWAY FUND REVENUE		639,262,642.27	-	
DTA	DT2030	INSURANCE RECOVERY		(442,649.01)	-	
DTA	DT2030	LOGO SIGN PROGRAM		6,359,765.75	2,168,508.68	
DTA	DT2030	OTHER NON APPROPRIATED ACTIVITY		(211,151.78)	-	
DTA	DT2030	POSTAGE FUND		3,408,509.22	2,693,409.11	
DTA	DT2030	PROPERTY INSURANCE AND RECOVERY		-	392,608.54	
DTA	DT2030	REGULAR 15PERCENT PHX MAG CONSTR		22,606,288.43	59,240,753.31	
DTA	DT2030	REGULAR 15PERCENT TUC-PAG CONSTR		97,659,760.92	223,716,428.16	
DTA	DT2044	APPROPRIATED ACTIVITY		-	8,078,349.63	
DTA	DT2044	INSURANCE RECOVERY		5,924,421.90	-	
TOTAL FUND			<u>\$ 762,983,513.91</u>	<u>\$ 1,182,516,608.98</u>	<u>\$ 1,269,784,501.11</u>	<u>\$ 675,715,621.78</u>

ARIZONA HIGHWAYS MAGAZINE FUND

DTA	DT2031	ARIZONA HIGHWAYS MAGAZINE		\$ 4,785,098.57	\$ 4,484,514.37	
DTA	DT2031	OTHER EXPENDITURE ACTIVITY		-	5,820.86	
TOTAL FUND			<u>\$ 2,604,956.59</u>	<u>\$ 4,785,098.57</u>	<u>\$ 4,490,335.23</u>	<u>\$ 2,899,719.93</u>

TRANSPORTATION DEPARTMENT EQUIPMENT FUND

DTA	DT2071	APPROPRIATED ACTIVITY		\$ (1,525,292.98)	\$ 18,189,006.58	
DTA	DT2071	EXPENDITURE OFFSET		-	(11,882,985.02)	
DTA	DT2071	OTHER EXPENDITURE ACTIVITY		-	13,180,369.43	
DTA	DT2071	REVENUE COLLECTIONS ADOT EQUIPMENT FUND		18,396,707.66	-	
TOTAL FUND			<u>\$ 75,162,006.99</u>	<u>\$ 16,871,414.68</u>	<u>\$ 19,486,390.99</u>	<u>\$ 72,547,030.68</u>

FEDERAL TRANSIT ADMINISTRATION FUND

DTA	DT2097	FTA CONSOLIDATED PROGRAMS		\$ 21,807,054.38	\$ 23,091,955.01	
TOTAL FUND			<u>\$ 1,653,755.70</u>	<u>\$ 21,807,054.38</u>	<u>\$ 23,091,955.01</u>	<u>\$ 368,855.07</u>

SAFETY ENFORCE AND TRANS INFRASTRUCTURE FUND

DTA	DT2108	APPROPRIATED ACTIVITY		\$ 1,215,281.03	\$ 1,036,080.42	
TOTAL FUND			<u>\$ 195,731.37</u>	<u>\$ 1,215,281.03</u>	<u>\$ 1,036,080.42</u>	<u>\$ 374,931.98</u>

ABANDONED VEHICLE ADMINISTRATION FUND

DTA	DT2150	ABANDONED VEHICLE ADMINISTRATION		\$ 857,160.00	\$ 670,520.00	
TOTAL FUND			<u>\$ 63,897.20</u>	<u>\$ 857,160.00</u>	<u>\$ 670,520.00</u>	<u>\$ 250,537.20</u>

See accompanying notes to financial statements.

STATE OF ARIZONA
STATEMENT OF REVENUES, EXPENDITURES AND CHANGES IN FUND BALANCE
BUDGETARY (LEGAL) BASIS
FOR THE YEAR ENDED JUNE 30, 2020

AGY	FUND	APPROPRIATION NAME	FUND BALANCE JULY 1, 2019	REVENUES AND TRANSFERS IN	EXPENDITURES AND TRANSFERS OUT	FUND BALANCE JUNE 30, 2020
IGNITION INTERLOCK DEVICE FUND						
DTA	DT2208	APPROPRIATED ACTIVITY		\$ 332,660.00	\$ 315,280.55	
	TOTAL FUND		<u>\$ 90,753.38</u>	<u>\$ 332,660.00</u>	<u>\$ 315,280.55</u>	<u>\$ 108,132.83</u>
AIR QUALITY FUND						
DTA	DT2226	APPROPRIATED ACTIVITY		\$ 324,200.00	\$ 281,022.65	
DTA	DT2226	OTHER NON APPROPRIATED ACTIVITY		(87,927.00)	-	
	TOTAL FUND		<u>\$ 111,096.16</u>	<u>\$ 236,273.00</u>	<u>\$ 281,022.65</u>	<u>\$ 66,346.51</u>
ECONOMIC STRENGTH PROJECT FUND						
DTA	DT2244	ECONOMIC STRENGTH PROJECT		\$ 1,055,291.41	\$ 475,000.00	
	TOTAL FUND		<u>\$ 2,796,143.77</u>	<u>\$ 1,055,291.41</u>	<u>\$ 475,000.00</u>	<u>\$ 3,376,435.18</u>
CASH DEPOSITS FUND						
DTA	DT2266	DEBT SERVICE SERIES 1992B		\$ (38,177.73)	\$ -	
	TOTAL FUND		<u>\$ 406,096.34</u>	<u>\$ (38,177.73)</u>	<u>\$ -</u>	<u>\$ 367,918.61</u>
VEHICLE INSPECTION AND CERTIFICATE OF TITLE ENFORCEMENT FUND						
DTA	DT2272	APPROPRIATED ACTIVITY		\$ 2,228,943.12	\$ 1,488,969.03	
DTA	DT2272	VEHICLE INSPECTION - TITLE ENFORCEMENT		65.53	-	
	TOTAL FUND		<u>\$ 492,832.57</u>	<u>\$ 2,229,008.65</u>	<u>\$ 1,488,969.03</u>	<u>\$ 1,232,872.19</u>
MOTOR VEHICLE LIABILITY INS ENFORCEMENT FUND						
DTA	DT2285	APPROPRIATED ACTIVITY		\$ -	\$ 2,042,644.04	
DTA	DT2285	MTR VHCL LIABILITY INS ENF ADMIN		2,984,773.00	-	
DTA	DT2285	OTHER NON APPROPRIATED ACTIVITY		(1,250,900.00)	-	
	TOTAL FUND		<u>\$ 8,114,548.95</u>	<u>\$ 1,733,873.00</u>	<u>\$ 2,042,644.04</u>	<u>\$ 7,805,777.91</u>
MOTOR CARRIER SAFETY REVOLVING FUND						
DTA	DT2380	MOTOR CARRIER SAFETY PROGRAM		\$ 3,105.66	\$ 4,920.00	
	TOTAL FUND		<u>\$ 4,978.52</u>	<u>\$ 3,105.66</u>	<u>\$ 4,920.00</u>	<u>\$ 3,164.18</u>
SHARED LOCATION AND ADVERTISING AGREEMENTS EXPENSE FUND						
			<u>\$ 75,299.68</u>	<u>\$ -</u>	<u>\$ -</u>	<u>\$ 75,299.68</u>
HIGHWAY EXPANSION AND EXTENSION LOAN PROGRAM FUND						
DTA	DT2417	HELP - RESTRICTED		\$ 21,749.61	\$ -	
	TOTAL FUND		<u>\$ 1,196,070.80</u>	<u>\$ 21,749.61</u>	<u>\$ -</u>	<u>\$ 1,217,820.41</u>
DRIVING UNDER INFLUENCE ABATEMENT FUND						
DTA	DT2422	OTHER NON APPROPRIATED ACTIVITY		\$ (51,824.18)	\$ -	
	TOTAL FUND		<u>\$ 51,824.18</u>	<u>\$ (51,824.18)</u>	<u>\$ -</u>	<u>\$ -</u>
EMPLOYEE RECOGNITION FUND						
DTA	DT2449	EMPLOYEE AWARDS AND RECOGNITION		\$ 18,073.20	\$ 11,926.22	
	TOTAL FUND		<u>\$ 12,088.25</u>	<u>\$ 18,073.20</u>	<u>\$ 11,926.22</u>	<u>\$ 18,235.23</u>
GRANT ANTICIPATION NOTES FUND						
DTA	DT2463	ADOT NON APPROPRIATED		\$ 62,254,807.97	\$ 114,631,221.66	
	TOTAL FUND		<u>\$ 63,556,942.33</u>	<u>\$ 62,254,807.97</u>	<u>\$ 114,631,221.66</u>	<u>\$ 11,180,528.64</u>
INTERGOVERNMENTAL AND INTERAGENCY SERVICE AGREEMENT FUND						
DTA	DT2500	EQR 3RD PARTY RECOVERY		\$ 9,621,757.47	\$ 9,438,521.53	
DTA	DT2500	IGA/ISA APPROPRIATION		3,216,799.99	2,339,673.41	
DTA	DT2500	UNDERGROUND STORAGE TANK ADMIN		240,000.00	246,797.53	
	TOTAL FUND		<u>\$ (460,367.77)</u>	<u>\$ 13,078,557.46</u>	<u>\$ 12,024,992.47</u>	<u>\$ 593,197.22</u>
AUTOMATION PROJECTS FUND						
DTA	DT2566	APPROPRIATED ACTIVITY		\$ 164,273.75	\$ 160,000.00	
	TOTAL FUND		<u>\$ -</u>	<u>\$ 164,273.75</u>	<u>\$ 160,000.00</u>	<u>\$ 4,273.75</u>
MOTOR VEHICLE DEALER ENFORCEMENT FUND						
DTA	DT2609	APPROPRIATED ACTIVITY		\$ 112,555.36	\$ -	
	TOTAL FUND		<u>\$ 103,834.35</u>	<u>\$ 112,555.36</u>	<u>\$ -</u>	<u>\$ 216,389.71</u>
STATEWIDE SPECIAL PLATES FUND						
DTA	DT2650	SPECIAL PLATES		\$ 4,206,744.56	\$ 3,964,332.37	

See accompanying notes to financial statements.

STATE OF ARIZONA
STATEMENT OF REVENUES, EXPENDITURES AND CHANGES IN FUND BALANCE
BUDGETARY (LEGAL) BASIS
FOR THE YEAR ENDED JUNE 30, 2020

AGY	FUND	APPROPRIATION NAME	FUND BALANCE JULY 1, 2019	REVENUES AND TRANSFERS IN	EXPENDITURES AND TRANSFERS OUT	FUND BALANCE JUNE 30, 2020
TOTAL FUND			<u>\$ 1,542,492.99</u>	<u>\$ 4,206,744.56</u>	<u>\$ 3,964,332.37</u>	<u>\$ 1,784,905.18</u>
TITLE VI-CORONAVIRUS RELIEF FUND						
DTA	DT2975	CORONAVIRUS RELIEF		\$ 6,140,037.00	\$ 6,140,037.00	
TOTAL FUND			<u>\$ -</u>	<u>\$ 6,140,037.00</u>	<u>\$ 6,140,037.00</u>	<u>\$ -</u>
ARIZONA HIGHWAY USER REVENUE FUND						
DTA	DT3113	APPROPRIATED ACTIVITY		\$ 658,000.00	\$ 541,241.56	
DTA	DT3113	HIGHWAY USER REVENUE		716,142,109.43	747,486,012.84	
DTA	DT3113	OTHER NON APPROPRIATED ACTIVITY		199,004.11	-	
TOTAL FUND			<u>\$ 129,042,426.38</u>	<u>\$ 716,999,113.54</u>	<u>\$ 748,027,254.40</u>	<u>\$ 98,014,285.52</u>
ADOT MVD CLEARING FUND						
DTA	DT3153	INTERNATIONAL FUEL TAX AGREEMENT		\$ (10,933,225.27)	\$ -	
DTA	DT3153	IRP PRORATE		(2,505,607.42)	-	
DTA	DT3153	MVD REVENUE CLEARING		600,371,589.30	581,268,703.19	
TOTAL FUND			<u>\$ 85,021,621.56</u>	<u>\$ 586,932,756.61</u>	<u>\$ 581,268,703.19</u>	<u>\$ 90,685,674.98</u>
LOCAL AGENCY DEPOSITS FUND						
DTA	DT3701	FEDERAL AID - HWY		\$ 114,336,598.93	\$ 115,748,049.04	
DTA	DT3701	LOCAL AGENCY DEPOSITS		5,712,627.22	6,233,613.71	
TOTAL FUND			<u>\$ 13,294,467.46</u>	<u>\$ 120,049,226.15</u>	<u>\$ 121,981,662.75</u>	<u>\$ 11,362,030.86</u>
UNDERGROUND STORAGE TANK CLEARING FUND						
DTA	DT3728	UNDRGROUND STORAGE TANK TAX CLRNG		\$ 1,976,909.33	\$ -	
TOTAL FUND			<u>\$ 347,715.78</u>	<u>\$ 1,976,909.33</u>	<u>\$ -</u>	<u>\$ 2,324,625.11</u>
RENTAL TAX AND BOND DEPOSIT FUND						
DTA	DT3737	DEBT SERVICE SERIES 1992B		\$ 4,000.00	\$ -	
DTA	DT3737	HIGHWAY PROPERTY RENTALS-24PERCENT LIEU TAX		(44,548.27)	-	
DTA	DT3737	RIGHT OF WAY PRIVILEGE TAX		-	25.72	
TOTAL FUND			<u>\$ 83,733.98</u>	<u>\$ (40,548.27)</u>	<u>\$ 25.72</u>	<u>\$ 43,159.99</u>
HIGHWAY BOND PROCEEDS FUND						
DTA	DT5004	ADOT NON APPROPRIATED		\$ 143,575,684.93	\$ 143,951,792.93	
TOTAL FUND			<u>\$ 482,643.53</u>	<u>\$ 143,575,684.93</u>	<u>\$ 143,951,792.93</u>	<u>\$ 106,535.53</u>
RARF BOND PROCEEDS DEBT SERVICE FUND						
DTA	DT5008	ADOT NON APPROPRIATED		\$ 143,340,536.74	\$ 146,512,021.44	
TOTAL FUND			<u>\$ 3,435,455.06</u>	<u>\$ 143,340,536.74</u>	<u>\$ 146,512,021.44</u>	<u>\$ 263,970.36</u>
NATURAL RESOURCES						
DEPARTMENT OF FORESTRY AND FIRE MANAGEMENT						
ARSON DETECTION REWARD FUND						
FOA	FO2169	ARSON REWARD PAYOUTS		\$ 1,140.91	\$ 27,625.00	
TOTAL FUND			<u>\$ 126,081.00</u>	<u>\$ 1,140.91</u>	<u>\$ 27,625.00</u>	<u>\$ 99,596.91</u>
COOPERATIVE FORESTRY FUND						
FOA	FO2233	CO-OP FEDERAL GRANTS		\$ 6,421,224.35	\$ 6,469,642.47	
FOA	FO2234	OTHER FORESTRY PROGRAMS		617,127.49	528,323.57	
FOA	FO2235	CO-OP INMATE FIRE CREWS		4,048,302.19	4,189,951.42	
TOTAL FUND			<u>\$ 2,833,357.61</u>	<u>\$ 11,086,654.03</u>	<u>\$ 11,187,917.46</u>	<u>\$ 2,732,094.18</u>
FIRE SUPPRESSION FUND						
FOA	FO2360	FIRE PREPAREDNESS & SUPPRESSION		\$ 27,980,792.04	\$ 30,677,118.06	
FOA	FO2369	FEDERAL FIRES		607,639.17	1,669,106.86	
TOTAL FUND			<u>\$ 3,757,809.40</u>	<u>\$ 28,588,431.21</u>	<u>\$ 32,346,224.92</u>	<u>\$ 15.69</u>
NONNATIVE VEGETATION SPECIES ERADICATION FUND						
FOA	FO2456	NONNATIVE VEGETATION SPECIES ERADICATION FUND		\$ 2,000,000.00	\$ 119,605.42	
TOTAL FUND			<u>\$ -</u>	<u>\$ 2,000,000.00</u>	<u>\$ 119,605.42</u>	<u>\$ 1,880,394.58</u>
INTERGOVERNMENTAL AND INTERAGENCY SERVICE AGREEMENT FUND						
FOA	FO2500	INTERAGENCY FUND		\$ 1,717,789.21	\$ 68,051.30	
TOTAL FUND			<u>\$ 6,633.29</u>	<u>\$ 1,717,789.21</u>	<u>\$ 68,051.30</u>	<u>\$ 1,656,371.20</u>

See accompanying notes to financial statements.

STATE OF ARIZONA
STATEMENT OF REVENUES, EXPENDITURES AND CHANGES IN FUND BALANCE
BUDGETARY (LEGAL) BASIS
FOR THE YEAR ENDED JUNE 30, 2020

AGY	FUND	APPROPRIATION NAME	FUND BALANCE JULY 1, 2019	REVENUES AND TRANSFERS IN	EXPENDITURES AND TRANSFERS OUT	FUND BALANCE JUNE 30, 2020
TRAMPOLINE COURT SAFETY FUND						
FOA	FO2578	TRAMPOLINE SAFETY		\$ 850.00	\$ -	
	TOTAL FUND		<u>\$ 7,544.00</u>	<u>\$ 850.00</u>	<u>\$ -</u>	<u>\$ 8,394.00</u>
INDIRECT COST RECOVERY FUND						
FOA	FO9000	CO-OP FEDERAL GRANTS		\$ 348,304.87	\$ 271,961.74	
	TOTAL FUND		<u>\$ 613,407.62</u>	<u>\$ 348,304.87</u>	<u>\$ 271,961.74</u>	<u>\$ 689,750.75</u>
ARIZONA GAME AND FISH DEPARTMENT						
FEDERAL GRANT FUND						
GFA	GF2000	WILDLIFE MANAGEMENT		\$ 94.21	\$ -	
	TOTAL FUND		<u>\$ 5,356.77</u>	<u>\$ 94.21</u>	<u>\$ -</u>	<u>\$ 5,450.98</u>
GAME AND FISH FUND						
GFA	GF2027	APPROPRIATED ACTIVITY		\$ 144,373.02	\$ 34,234,945.54	
GFA	GF2027	REVENUE COLLECTIONS - APPROP FUNDS		43,040,108.52	-	
GFA	GF2029	SMALL CONTRACTS		251,207.61	211,689.50	
	TOTAL FUND		<u>\$ 28,369,385.66</u>	<u>\$ 43,435,689.15</u>	<u>\$ 34,446,635.04</u>	<u>\$ 37,358,439.77</u>
GAME AND FISH REVOLVING FUND						
GFA	GF2028	OPERATIONS		\$ (160.96)	\$ 276.46	
GFA	GF2028	OTHER NON APPROPRIATED ACTIVITY		(220,203.94)	-	
GFA	GF2028	SHOOTING RANGE OPERATIONS		938.07	-	
GFA	GF2028	SMALL CONTRACTS		9,333,700.42	7,980,783.72	
GFA	GF2028	WILDLIFE MANAGEMENT		39,320,138.07	39,648,850.99	
	TOTAL FUND		<u>\$ 1,522,620.41</u>	<u>\$ 48,434,411.66</u>	<u>\$ 47,629,911.17</u>	<u>\$ 2,327,120.90</u>
LAND WATER CONSERVATION RECREATION DEVELOPMENT FUND						
GFA	GF2036	REVENUE COLLECTIONS - APPROP FUNDS		\$ 608.45	\$ -	
	TOTAL FUND		<u>\$ 33,471.36</u>	<u>\$ 608.45</u>	<u>\$ -</u>	<u>\$ 34,079.81</u>
CONSERVATION DEVELOPMENT FUND						
GFA	GF2062	WILDLIFE MANAGEMENT		\$ 1,502,876.15	\$ 1,009,200.00	
	TOTAL FUND		<u>\$ 1,699,606.11</u>	<u>\$ 1,502,876.15</u>	<u>\$ 1,009,200.00</u>	<u>\$ 2,193,282.26</u>
WATERCRAFT LICENSING FUND						
GFA	GF2079	APPROPRIATED ACTIVITY		\$ -	\$ 3,254,817.83	
GFA	GF2079	REVENUE COLLECTIONS - APPROP FUNDS		5,336,316.04	-	
	TOTAL FUND		<u>\$ 4,028,395.37</u>	<u>\$ 5,336,316.04</u>	<u>\$ 3,254,817.83</u>	<u>\$ 6,109,893.58</u>
WILDLIFE THEFT PREVENTION FUND						
GFA	GF2080	OPERATIONS		\$ 117,856.33	\$ 119,829.03	
	TOTAL FUND		<u>\$ 92,058.97</u>	<u>\$ 117,856.33</u>	<u>\$ 119,829.03</u>	<u>\$ 90,086.27</u>
GAME NON GAME FISH AND ENDANGERED SPECIES FUND						
GFA	GF2127	APPROPRIATED ACTIVITY		\$ -	\$ 170,437.84	
GFA	GF2127	REVENUE COLLECTIONS - APPROP FUNDS		256,316.46	-	
	TOTAL FUND		<u>\$ 494,471.91</u>	<u>\$ 256,316.46</u>	<u>\$ 170,437.84</u>	<u>\$ 580,350.53</u>
CAPITAL IMPROVEMENT FUND						
GFA	GF2203	APPROPRIATED ACTIVITY		\$ -	\$ 1,772,192.83	
GFA	GF2203	REVENUE COLLECTIONS - APPROP FUNDS		1,010,386.36	-	
	TOTAL FUND		<u>\$ 763,786.44</u>	<u>\$ 1,010,386.36</u>	<u>\$ 1,772,192.83</u>	<u>\$ 1,979.97</u>
OFF-HIGHWAY VEHICLE RECREATION FUND						
GFA	GF2253	WATERCRAFT MGMT - OFF-HIGHWAY VEHICLES		\$ 1,802,455.18	\$ 1,804,885.36	
	TOTAL FUND		<u>\$ 1,015,767.85</u>	<u>\$ 1,802,455.18</u>	<u>\$ 1,804,885.36</u>	<u>\$ 1,013,337.67</u>
WILDLIFE ENDOWMENT FUND						
GFA	GF2279	APPROPRIATED ACTIVITY		\$ -	\$ 141,452.91	
GFA	GF2279	REVENUE COLLECTIONS - APPROP FUNDS		735,966.86	-	
	TOTAL FUND		<u>\$ 3,025,818.18</u>	<u>\$ 735,966.86</u>	<u>\$ 141,452.91</u>	<u>\$ 3,620,332.13</u>
GAME AND FISH COMMISSION HERITAGE FUND						
GFA	GF2290	WILDLIFE MANAGEMENT		\$ 508,555.70	\$ 595,030.16	

See accompanying notes to financial statements.

STATE OF ARIZONA
STATEMENT OF REVENUES, EXPENDITURES AND CHANGES IN FUND BALANCE
BUDGETARY (LEGAL) BASIS
FOR THE YEAR ENDED JUNE 30, 2020

AGY	FUND	APPROPRIATION NAME	FUND BALANCE JULY 1, 2019	REVENUES AND TRANSFERS IN	EXPENDITURES AND TRANSFERS OUT	FUND BALANCE JUNE 30, 2020
GFA	GF2291	WILDLIFE MANAGEMENT		1,521,742.15	1,551,693.26	
GFA	GF2292	WILDLIFE MANAGEMENT		35,260.67	96,111.28	
GFA	GF2293	WILDLIFE MANAGEMENT		507,710.09	419,560.83	
GFA	GF2294	WILDLIFE MANAGEMENT		2,476,698.22	8,462,921.09	
GFA	GF2295	OTHER NON APPROPRIATED ACTIVITY		(5,866,977.17)	-	
GFA	GF2295	WILDLIFE MANAGEMENT		9,502,239.83	3,393,994.47	
GFA	GF2296	WILDLIFE MANAGEMENT		1,518,627.01	1,233,526.95	
	TOTAL FUND		\$ 18,549,853.57	\$ 10,203,856.50	\$ 15,752,838.04	\$ 13,000,872.03
FIREARMS SAFETY AND RANGES FUND						
GFA	GF2442	SHOOTING RANGE OPERATIONS		\$ 45,419.07	\$ 46,318.10	
	TOTAL FUND		\$ 97,915.97	\$ 45,419.07	\$ 46,318.10	\$ 97,016.94
ARIZONA WILDLIFE CONSERVATION FUND						
GFA	GF2497	WILDLIFE MANAGEMENT		\$ 7,570,129.95	\$ 7,674,554.17	
	TOTAL FUND		\$ 7,565,730.04	\$ 7,570,129.95	\$ 7,674,554.17	\$ 7,461,305.82
INTERGOVERNMENTAL AND INTERAGENCY SERVICE AGREEMENT FUND						
GFA	GF2500	ADMINISTRATION		\$ 3,979.00	\$ -	
	TOTAL FUND		\$ 13,304.49	\$ 3,979.00	\$ -	\$ 17,283.49
WILDLIFE HABITAT RESTORATION AND ENHANCEMENT FUND						
GFA	GF2536	REVENUE COLLECTIONS - APPROP FUNDS		\$ 2.47	\$ -	
	TOTAL FUND		\$ 447.09	\$ 2.47	\$ -	\$ 449.56
CREDIT CARD CLEARING FUND						
GFA	GF2600	CREDIT CARD CLEARING		\$ 87,196.72	\$ -	
	TOTAL FUND		\$ (91,278.24)	\$ 87,196.72	\$ -	\$ (4,081.52)
GAME AND FISH TRUST FUND						
GFA	GF3111	OPERATIONS		\$ 3,006,095.47	\$ 4,600,501.72	
GFA	GF3111	OTHER NON APPROPRIATED ACTIVITY		(26,821.51)	-	
GFA	GF3111	REVENUE COLLECTIONS - NON-APPROP FUNDS		1,898,325.94	-	
	TOTAL FUND		\$ 15,049,965.87	\$ 4,877,599.90	\$ 4,600,501.72	\$ 15,327,064.05
GAME FISH IN-LIEU FEE PRGM RESTORATION ENDOWMENT TRUST FUND						
GFA	GF3167	OTHER NON APPROPRIATED ACTIVITY		\$ (4,404,030.19)	\$ -	
GFA	GF3167	WILDLIFE MANAGEMENT		4,775,010.19	384,674.14	
	TOTAL FUND		\$ 4,403,022.19	\$ 370,980.00	\$ 384,674.14	\$ 4,389,328.05
	TOTAL FUND		\$ 41,387.07	\$ -	\$ -	\$ 41,387.07
GAME AND FISH CALIFORNIA COLLECTION STAMP FUND						
GFA	GF3711	AGENCY FUNDS		\$ 45,486.27	\$ -	
	TOTAL FUND		\$ 94,696.55	\$ 45,486.27	\$ -	\$ 140,182.82
GAME AND FISH BIG GAME PERMIT FUND						
GFA	GF3712	AGENCY FUNDS		\$ (54,064.95)	\$ -	
	TOTAL FUND		\$ 409,142.55	\$ (54,064.95)	\$ -	\$ 355,077.60
GAME AND FISH KAIBAB CO-OP FUND						
GFA	GF3714	REVENUE COLLECTIONS - NON-APPROP FUNDS		\$ 2,182.59	\$ -	
	TOTAL FUND		\$ 120,030.46	\$ 2,182.59	\$ -	\$ 122,213.05
GAME AND FISH PUBLICATIONS REVOLVING FUND						
GFA	GF4007	OPERATIONS		\$ 178,538.23	\$ 145,996.21	
	TOTAL FUND		\$ 54,992.70	\$ 178,538.23	\$ 145,996.21	\$ 87,534.72
INDIRECT COST RECOVERY FUND						
GFA	GF9000	ADMINISTRATION		\$ 70,952.85	\$ 8,357,438.80	
GFA	GF9000	SMALL CONTRACTS		6,905,079.29	-	
	TOTAL FUND		\$ 5,278,917.15	\$ 6,976,032.14	\$ 8,357,438.80	\$ 3,897,510.49
LAND DEPARTMENT						
FEDERAL RECLAMATION TRUST FUND						
LDA	LD2024	FEDERAL RECLAMATION TRUST		\$ 509.56	\$ -	

See accompanying notes to financial statements.

STATE OF ARIZONA
STATEMENT OF REVENUES, EXPENDITURES AND CHANGES IN FUND BALANCE
BUDGETARY (LEGAL) BASIS
FOR THE YEAR ENDED JUNE 30, 2020

AGY	FUND	APPROPRIATION NAME	FUND BALANCE JULY 1, 2019	REVENUES AND TRANSFERS IN	EXPENDITURES AND TRANSFERS OUT	FUND BALANCE JUNE 30, 2020
TOTAL FUND			<u>\$ 45,833.62</u>	<u>\$ 509.56</u>	<u>\$ -</u>	<u>\$ 46,343.18</u>
CENTRAL AZ PROJECT MUNICIPAL-INDUSTRIAL REPAYMENT FUND			<u>\$ 9,883.88</u>	<u>\$ -</u>	<u>\$ -</u>	<u>\$ 9,883.88</u>
RISK MANAGEMENT FUND			<u>\$ 343,024.83</u>	<u>\$ -</u>	<u>\$ -</u>	<u>\$ 343,024.83</u>
LAND - NON-GOVERNMENTAL AGREEMENTS FUND			<u>\$ 136,160.53</u>	<u>\$ -</u>	<u>\$ -</u>	<u>\$ 136,160.53</u>
OFF-HIGHWAY VEHICLE RECREATION FUND						
LDA	LD2253	OFF-HIGHWAY VEHICLE RECREATION		\$ 388,527.17	\$ 334,756.12	
TOTAL FUND			<u>\$ 357,894.02</u>	<u>\$ 388,527.17</u>	<u>\$ 334,756.12</u>	<u>\$ 411,665.07</u>
ENVIRONMENTAL SPECIAL PLATE FUND						
LDA	LD2274	APPROPRIATED ACTIVITY		\$ 172,601.00	\$ 149,351.97	
TOTAL FUND			<u>\$ 33,376.10</u>	<u>\$ 172,601.00</u>	<u>\$ 149,351.97</u>	<u>\$ 56,625.13</u>
EMPLOYEE RECOGNITION FUND						
LDA	LD2449	EMPLOYEE RECOGNITION PROGRAM		\$ -	\$ 275.00	
TOTAL FUND			<u>\$ 293.86</u>	<u>\$ -</u>	<u>\$ 275.00</u>	<u>\$ 18.86</u>
STATE LAND DEPARTMENT FUND						
LDA	LD2452	PREPAID FEES		\$ 111,810.39	\$ 66,720.54	
LDA	LD2453	PREPAID FEES		356,325.00	284,910.00	
LDA	LD2455	PREPAID FEES		13,100,000.00	-	
TOTAL FUND			<u>\$ 2,785,171.63</u>	<u>\$ 13,568,135.39</u>	<u>\$ 351,630.54</u>	<u>\$ 16,001,676.48</u>
INTERGOVERNMENTAL AND INTERAGENCY SERVICE AGREEMENT FUND			<u>\$ 24,000.00</u>	<u>\$ -</u>	<u>\$ -</u>	<u>\$ 24,000.00</u>
DUE DILIGENCE FUND						
LDA	LD2526	APPROPRIATED ACTIVITY		\$ 93,830.00	\$ 136,668.06	
TOTAL FUND			<u>\$ 281,557.60</u>	<u>\$ 93,830.00</u>	<u>\$ 136,668.06</u>	<u>\$ 238,719.54</u>
UNIVERSITIES LAND FUND			<u>\$ 98,711.58</u>	<u>\$ -</u>	<u>\$ -</u>	<u>\$ 98,711.58</u>
TRUST LAND MANAGEMENT FUND						
LDA	LD3146	APPROPRIATED ACTIVITY		\$ 325.00	\$ 6,665,175.91	
LDA	LD3146	REVENUE COLLECTIONS		2,854,914.35	-	
TOTAL FUND			<u>\$ 12,017,983.38</u>	<u>\$ 2,855,239.35</u>	<u>\$ 6,665,175.91</u>	<u>\$ 8,208,046.82</u>
RIPARIAN TRUST FUND			<u>\$ 6,623.22</u>	<u>\$ -</u>	<u>\$ -</u>	<u>\$ 6,623.22</u>
LAND CLEARANCE FUND						
LDA	LD3732	LAND CLEARING ACCOUNT		\$ (1,979,410.71)	\$ -	
LDA	LD3752	BROKER COMMISSIONS		300,000.00	300,000.00	
TOTAL FUND			<u>\$ 13,959,008.91</u>	<u>\$ (1,679,410.71)</u>	<u>\$ 300,000.00</u>	<u>\$ 11,979,598.20</u>
RESOURCES ANALYSIS REVOLVING FUND						
LDA	LD4009	GIS PROJECTS		\$ 46,145.75	\$ 11,776.14	
TOTAL FUND			<u>\$ 141,585.40</u>	<u>\$ 46,145.75</u>	<u>\$ 11,776.14</u>	<u>\$ 175,955.01</u>
NAVIGABLE STREAM ADJUDICATION COMMISSION						
ARIZONA WATER BANKING FUND						
NSA	NS2110	APPROPRIATED ACTIVITY		\$ -	\$ 123,335.80	
NSA	NS2110	OTHER NON APPROPRIATED ACTIVITY		400,000.00	-	
TOTAL FUND			<u>\$ 198,189.22</u>	<u>\$ 400,000.00</u>	<u>\$ 123,335.80</u>	<u>\$ 474,853.42</u>
INTERGOVERNMENTAL AND INTERAGENCY SERVICE AGREEMENT FUND			<u>\$ 222.53</u>	<u>\$ -</u>	<u>\$ -</u>	<u>\$ 222.53</u>
ARIZONA STATE PARKS BOARD						
FEDERAL GRANT FUND						
PRA	PR2000	FEDERAL GRANTS - PROJECTS TO STATE PARKS		\$ 970,525.85	\$ 955,272.05	
PRA	PR2000	FEDERAL HPF PASS THRU GRANTS		79,006.61	79,006.61	
PRA	PR2000	FEDERAL HPF SHPO OPERATIONS - SUPPORT		789,307.00	446,679.31	
PRA	PR2000	FEDERAL LWCF PASS THRU GRANTS		344,776.95	344,740.95	
PRA	PR2000	FEDERAL RECREATIONAL TRAILS PROGRAM		1,411,555.27	1,683,948.48	

See accompanying notes to financial statements.

STATE OF ARIZONA
STATEMENT OF REVENUES, EXPENDITURES AND CHANGES IN FUND BALANCE
BUDGETARY (LEGAL) BASIS
FOR THE YEAR ENDED JUNE 30, 2020

AGY	FUND	APPROPRIATION NAME	FUND BALANCE JULY 1, 2019	REVENUES AND TRANSFERS IN	EXPENDITURES AND TRANSFERS OUT	FUND BALANCE JUNE 30, 2020
TOTAL FUND			<u>\$ 205,560.48</u>	<u>\$ 3,595,171.68</u>	<u>\$ 3,509,647.40</u>	<u>\$ 291,084.76</u>
STATE LAKE IMPROVEMENT FUND						
PRA	PR2106	APPROPRIATED ACTIVITY		\$ -	\$ 225,000.00	
PRA	PR2106	SLIF ADMINISTRATION		-	6,346,779.66	
PRA	PR2106	SLIF STATE PARKS CAPITAL IMPROVEMENT		-	(225,202.39)	
PRA	PR2106	SLIF TEMP HOLDING FOR CAPITAL OUTLAY		-	142,384.63	
PRA	PR2106	STATE LAKE IMPROVEMENT REVENUE		8,609,440.66	-	
TOTAL FUND			<u>\$ 6,527,569.22</u>	<u>\$ 8,609,440.66</u>	<u>\$ 6,488,961.90</u>	<u>\$ 8,648,047.98</u>
STATE PARKS REVENUE FUND						
PRA	PR2202	APPROPRIATED ACTIVITY		\$ 99,440.56	\$ 19,680,082.87	
PRA	PR2202	GIFT SHOP PROGRAM		943,885.87	-	
PRA	PR2202	PRIOR YEAR ADJUSTMENT		300.00	-	
PRA	PR2202	RESERVATIONS-REVENUE		696,237.64	-	
PRA	PR2202	SPRF USER FEES - REVENUES		19,391,987.57	-	
TOTAL FUND			<u>\$ 26,284,071.26</u>	<u>\$ 21,131,851.64</u>	<u>\$ 19,680,082.87</u>	<u>\$ 27,735,840.03</u>
OFF-HIGHWAY VEHICLE RECREATION FUND						
PRA	PR2253	OFF HIGHWAY VEHICLE PARKS OPERATIONS		\$ -	\$ (17,565.61)	
PRA	PR2253	OFF HIGHWAY VEHICLE REVENUE		3,467,356.47	-	
PRA	PR2253	OHV PASS THRU GRANTS		-	779,007.87	
PRA	PR2253	OHV PROGRAM ADMINISTRATION		-	358,493.66	
PRA	PR2253	OHV PROGRAMS AND AID		-	52,061.59	
TOTAL FUND			<u>\$ 7,779,006.70</u>	<u>\$ 3,467,356.47</u>	<u>\$ 1,171,997.51</u>	<u>\$ 10,074,365.66</u>
LAND CONSERVATION FUND			<u>\$ 94,803.64</u>	<u>\$ -</u>	<u>\$ -</u>	<u>\$ 94,803.64</u>
PARTNERSHIP FUND						
PRA	PR2448	NON FEDERAL GRANTS TO STATE PARKS		\$ 9.48	\$ -	
PRA	PR2448	NON-FEDERAL IGA PROJECTS TO STATE PARKS		2,752,496.77	3,620,295.05	
PRA	PR2448	SURCHARGE ADMINISTRATION		33,843.99	60,064.39	
TOTAL FUND			<u>\$ 1,520,456.38</u>	<u>\$ 2,786,350.24</u>	<u>\$ 3,680,359.44</u>	<u>\$ 626,447.18</u>
TITLE VI-CORONAVIRUS RELIEF FUND						
PRA	PR2975	SLIF ADMINISTRATION		\$ 318,771.00	\$ 318,771.00	
TOTAL FUND			<u>\$ -</u>	<u>\$ 318,771.00</u>	<u>\$ 318,771.00</u>	<u>\$ -</u>
STATE PARKS DONATIONS FUND						
PRA	PR3117	DONATIONS TO STATE PARKS		\$ 88,490.09	\$ 5,023.78	
TOTAL FUND			<u>\$ 444,795.76</u>	<u>\$ 88,490.09</u>	<u>\$ 5,023.78</u>	<u>\$ 528,262.07</u>
SUSTAINABLE STATE PARKS AND ROADS FUND						
PRA	PR3125	SUSTAINABLE PARKS & ROADS DONATIONS		\$ 76,682.22	\$ -	
TOTAL FUND			<u>\$ 109,989.41</u>	<u>\$ 76,682.22</u>	<u>\$ -</u>	<u>\$ 186,671.63</u>
DEPARTMENT OF WATER RESOURCES						
FLOOD WARNING SYSTEM FUND						
WCA	WC1021	DAM SAFETY - FLOOD WARNING		\$ 6,731.31	\$ 17,772.00	
TOTAL FUND			<u>\$ 376,796.29</u>	<u>\$ 6,731.31</u>	<u>\$ 17,772.00</u>	<u>\$ 365,755.60</u>
ARIZONA WATER PROTECTION FUND						
WCA	WC1302	WATER PROTECTION FUND		\$ 1,427,064.18	\$ 724,279.40	
WCA	WC1303	WATER PROTECTION FUND		195,595.93	162,368.34	
TOTAL FUND			<u>\$ 2,692,015.69</u>	<u>\$ 1,622,660.11</u>	<u>\$ 886,647.74</u>	<u>\$ 3,428,028.06</u>
FEDERAL GRANT FUND						
WCA	WC2000	DAM SAFETY - FLOOD WARNING		\$ 418,391.20	\$ 490,282.38	
TOTAL FUND			<u>\$ 575,936.80</u>	<u>\$ 418,391.20</u>	<u>\$ 490,282.38</u>	<u>\$ 504,045.62</u>
STATEWIDE DONATIONS FUND						
WCA	WC2026	HYDROLOGY		\$ 7.00	\$ -	
TOTAL FUND			<u>\$ 177,485.94</u>	<u>\$ 7.00</u>	<u>\$ -</u>	<u>\$ 177,492.94</u>
ARIZONA WATER BANKING FUND						
WCA	WC2111	WATER BANKING AUTHORITY		\$ 1,857,210.80	\$ 2,795,266.00	

See accompanying notes to financial statements.

STATE OF ARIZONA
STATEMENT OF REVENUES, EXPENDITURES AND CHANGES IN FUND BALANCE
BUDGETARY (LEGAL) BASIS
FOR THE YEAR ENDED JUNE 30, 2020

AGY	FUND	APPROPRIATION NAME	FUND BALANCE JULY 1, 2019	REVENUES AND TRANSFERS IN	EXPENDITURES AND TRANSFERS OUT	FUND BALANCE JUNE 30, 2020
WCA	WC2112	WATER BANKING AUTHORITY		692,597.16	607,310.00	
WCA	WC2113	WATER BANKING AUTHORITY		1,061,239.76	2,033,408.00	
WCA	WC2114	WATER BANKING AUTHORITY		3,938,209.55	3,938,222.00	
WCA	WC2115	WATER BANKING AUTHORITY		4,096,182.90	4,096,182.90	
WCA	WC2117	WATER BANKING AUTHORITY		378.18	-	
WCA	WC2118	WATER BANKING AUTHORITY		357.76	-	
WCA	WC2121	APPROPRIATED ACTIVITY		-	839,100.00	
WCA	WC2121	WATER BANKING AUTHORITY		1,775,817.91	849,459.86	
	TOTAL FUND		\$ 4,732,770.01	\$ 13,421,994.02	\$ 15,158,948.76	\$ 2,995,815.27
GENERAL ADJUDICATION FUND						
WCA	WC2191	SURFACE WATER ADMIN & ADJUDICATION		\$ 13,265.16	\$ 13,365.16	
	TOTAL FUND		\$ 32,994.60	\$ 13,265.16	\$ 13,365.16	\$ 32,894.60
DAM REPAIR FUND						
WCA	WC2218	DAM SAFETY - FLOOD WARNING		\$ 1,493,467.31	\$ 8,812.50	
	TOTAL FUND		\$ 4,879,608.70	\$ 1,493,467.31	\$ 8,812.50	\$ 6,364,263.51
ARIZONA WATER QUALITY FUND						
WCA	WC2304	GROUNDWATER MANAGEMENT		\$ 137,352.80	\$ 186,143.38	
	TOTAL FUND		\$ 466,372.60	\$ 137,352.80	\$ 186,143.38	\$ 417,582.02
WATER RESOURCES FUND						
WCA	WC2398	APPROPRIATED ACTIVITY		\$ -	\$ 581,097.40	
WCA	WC2398	OPERATING REVENUES		1,070,850.89	-	
	TOTAL FUND		\$ 4,910,531.75	\$ 1,070,850.89	\$ 581,097.40	\$ 5,400,285.24
PUBLICATION AND MAILING FUND						
	TOTAL FUND		\$ 7,114.41	\$ -	\$ -	\$ 7,114.41
PRODUCTION AND COPYING FUND						
WCA	WC2411	GROUNDWATER MANAGEMENT		\$ 206.95	\$ -	
	TOTAL FUND		\$ 2,055.92	\$ 206.95	\$ -	\$ 2,262.87
EMPLOYEE RECOGNITION FUND						
WCA	WC2449	AGENCY SUPPORT		\$ 2,035.01	\$ 2,660.46	
	TOTAL FUND		\$ 1,528.41	\$ 2,035.01	\$ 2,660.46	\$ 902.96
WELL ADMINISTRATION FUND						
WCA	WC2491	GROUNDWATER MANAGEMENT		\$ 577,866.57	\$ 508,433.61	
	TOTAL FUND		\$ 1,586,499.36	\$ 577,866.57	\$ 508,433.61	\$ 1,655,932.32
INTERGOVERNMENTAL AND INTERAGENCY SERVICE AGREEMENT FUND						
WCA	WC2500	COLORADO RIVER MANAGEMENT		\$ 8,229.96	\$ -	
WCA	WC2500	DAM SAFETY - FLOOD WARNING		-	(155,734.27)	
WCA	WC2500	HYDROLOGY		85,500.00	142,776.86	
	TOTAL FUND		\$ 209,188.36	\$ 93,729.96	\$ (12,957.41)	\$ 315,875.73
ASSURED AND ADEQUATE WATER SUPPLY ADMIN FUND						
WCA	WC2509	APPROPRIATED ACTIVITY		\$ -	\$ 266,729.70	
WCA	WC2509	OPERATING REVENUES		132,007.56	-	
	TOTAL FUND		\$ 726,632.24	\$ 132,007.56	\$ 266,729.70	\$ 591,910.10
COLORADO RIVER WATER USE FEE CLEARING ACCOUNT FUND						
WCA	WC2538	STATEWIDE PLANNING		\$ 26,790.90	\$ 26,796.54	
	TOTAL FUND		\$ 5.64	\$ 26,790.90	\$ 26,796.54	\$ -
CREDIT CARD CLEARING FUND						
WCA	WC2600	OPERATING REVENUES		\$ 1,169.36	\$ -	
	TOTAL FUND		\$ 9,183.93	\$ 1,169.36	\$ -	\$ 10,353.29
TEMP GROUNDWATER AND IRRIGATION EFFICIENCY PROJECTS FUND						
WCA	WC3220	COLORADO RIVER MANAGEMENT		\$ 88,875.74	\$ 196,371.04	
WCA	WC3220	GROUNDWATER EFFICIENCY PROJECTS - DCP		20,000,000.00	-	
	TOTAL FUND		\$ 9,039,453.30	\$ 20,088,875.74	\$ 196,371.04	\$ 28,931,958.00
ARIZONA SYSTEM CONSERVATION FUND						
WCA	WC3221	COLORADO RIVER MANAGEMENT		\$ 2,794,230.00	\$ 7,770,000.00	

See accompanying notes to financial statements.

STATE OF ARIZONA
STATEMENT OF REVENUES, EXPENDITURES AND CHANGES IN FUND BALANCE
BUDGETARY (LEGAL) BASIS
FOR THE YEAR ENDED JUNE 30, 2020

AGY	FUND	APPROPRIATION NAME	FUND BALANCE JULY 1, 2019	REVENUES AND TRANSFERS IN	EXPENDITURES AND TRANSFERS OUT	FUND BALANCE JUNE 30, 2020
WCA	WC3221	SYSTEM CONSERVATION - DCP		30,000,000.00	-	
	TOTAL FUND		\$ -	\$ 32,794,230.00	\$ 7,770,000.00	\$ 25,024,230.00
AUGMENTATION AND CONSERVATION ASSISTANCE FUND						
WCA	WC4010	GROUNDWATER MANAGEMENT		\$ 208,108.00	\$ 405,490.94	
WCA	WC4021	GROUNDWATER MANAGEMENT		2,993.83	111,250.01	
WCA	WC4030	GROUNDWATER MANAGEMENT		14,784.53	6,442.00	
WCA	WC4040	GROUNDWATER MANAGEMENT		239,640.17	305,000.00	
WCA	WC4070	GROUNDWATER MANAGEMENT		30,361.55	20,700.00	
WCA	WC4080	APPROPRIATED ACTIVITY		2,000,000.00	-	
	TOTAL FUND		\$ 2,261,021.75	\$ 2,495,888.08	\$ 848,882.95	\$ 3,908,026.88
PURCHASE AND RETIREMENT FUND						
WCA	WC4110	GROUNDWATER MANAGEMENT		\$ 1,902.14	\$ -	
WCA	WC4140	GROUNDWATER MANAGEMENT		666.55	-	
	TOTAL FUND		\$ 145,260.19	\$ 2,568.69	\$ -	\$ 147,828.88
INDIRECT COST RECOVERY FUND						
WCA	WC9000	AGENCY SUPPORT		\$ 218,912.94	\$ 37,269.77	
WCA	WC9000	DAM SAFETY - FLOOD WARNING		151,417.29	399,740.99	
	TOTAL FUND		\$ 1,733,024.17	\$ 370,330.23	\$ 437,010.76	\$ 1,666,343.64

See accompanying notes to financial statements.

STATE OF ARIZONA
NOTES TO FINANCIAL STATEMENTS
JUNE 30, 2020

Note 1. – Summary of Significant Accounting Policies

The accounting policies of the State of Arizona (State) are in conformity with Generally Accepted Accounting Principles (GAAP) as applicable to governmental units and are consistent with the Arizona Revised Statutes. Although accounts are separately maintained for each fund in the accompanying financial statements, funds that have similar characteristics have been combined into fund types.

A. Basis of Accounting

The Annual Financial Report is prepared for funds on a cash basis of accounting in accordance with State law. Under the cash basis of accounting, revenues and expenditures are recognized when recorded in the State's central accounting system, the Arizona Financial Information System (AFIS). No adjustment has been made to revenues or expenditures for unrecorded accounts receivable, accounts payable, deferred revenue or other accrual. Disbursements of appropriated monies, including related operating transfers, are reported as expenditures. The audited financial statements prepared in accordance with GAAP are published annually in the State's Comprehensive Annual Financial Report (CAFR).

B. Reporting Entity

The accompanying General Fund cash basis financial statements include transactions of the following funds and accounts: the Tax Refund Account, the Urban Revenue Sharing Fund, the Excise Fund, and the Special Collections Account. These funds were included in the financial statements for the fiscal years ending June 30, 2019 and 2020 (FY19 and FY20) to more accurately reflect ending General Fund Total Cash.

C. Fiscal Year Reporting

In accordance with A.R.S. § 35-102, the State operates on a fiscal year beginning July 1 and ending on the subsequent June 30. This report primarily covers Fiscal Year 2020 (FY20), the fiscal period ending June 30, 2020.

D. Budgets and Appropriations Accounting

The State follows these procedures in establishing the budgetary data reflected in the financial statements:

1. Annually the Governor submits to the Legislature a proposed operating and capital outlay budget for the fiscal year commencing the following July 1. This document includes proposed expenditures and the means of financing them.
2. Public hearings are then conducted during legislative sessions.
3. Prior to July 1, the budget is enacted through passage and approval of bills containing appropriations.
4. Appropriation accounting is then employed as a management tool to monitor the appropriated monies.

E. Rounding Differences

The information shown in the financial statements has been rounded to the nearest dollar, and therefore, minor differences may be found when adding the columns down or the rows across. The rounding differences are inconsequential.

Note 2. – Description of Financial Statements

- A. The accompanying financial statements include a Comparative Balance Sheet and a Statement of Revenues, Expenditures, and Changes in Fund Balance for the General Fund. The Comparative Balance Sheet for the General Fund provides additional detail in arriving at the amount for total assets and liabilities. The separate line items are composed of Cash with the State Treasurer (which may include cash and cash equivalents), Cash Not with the State Treasurer, and various receivable and payable items. This presentation provides additional transparency of the financial statements and highlights the difference between Cash and Fund Balance.

STATE OF ARIZONA
NOTES TO FINANCIAL STATEMENTS
JUNE 30, 2020

Note 2. – Description of Financial Statements (Continued)

- B. The Statement of Expenditures - Appropriation to Actual, Budgetary (Legal) Basis is presented for all General Fund appropriations, including all capital appropriations from the General Fund.
- C. Administrative Adjustments are shown as Note 13 to the financial statements.
- D. The General Fund is presented prominently in the Annual Financial Report (AFR) due to its significance. The Statements of Revenues, Expenditures and Changes in Fund Balance are presented for all other funds as accounted for in the AFIS. The statements include beginning and ending balances for the current fiscal year as well as appropriated and non-appropriated activity in each fund. See Note 6 for additional detail on these statements.

Note 3. – Statement of Expenditures – Appropriation (Budget) to Actual – Description of Selected Columns

A. Supplemental Appropriations and Adjustments

The column titled Supplemental Appropriations, Mid-Year Reversions and Adjustments, shown on the Statement of Expenditures – Appropriation (Budget) to Actual, includes the following:

Supplemental and Special Appropriations are either the additional spending authority (appropriation) granted by the Legislature after the General Appropriations Act is approved or other Session Law appropriations granted by the Legislature to a State agency or department for a specific program or purpose.

Transfers and adjustments are the movements of monies or spending authority between or within funds, departments, and programs in accordance with the Arizona Revised Statutes.

Mid-year reversions (when applicable) are the return of spending authority (appropriation) originally granted to a State agency or department through the appropriation process prior to the completion of the authorized spending period.

B. Lapsed Appropriations

In accordance with A.R.S. § 35-190, except as otherwise provided by law, all appropriations lapse after the close of the fiscal year. The unused spending authority (appropriation) which was originally granted to a State agency or department through the appropriation process expires. The term “reversion” is sometimes used in reference to these lapsed appropriations. The amount of lapsed appropriations from the General Fund for FY20 is \$560,779,410 from General Operations and \$23,119 from Capital Outlay.

C. Continuing Appropriations

A continuing appropriation is spending authority that, once established, is continuous, period after period, until amended or revoked. In the State of Arizona, continuing appropriations are primarily for construction or other projects that take longer than one year to complete. The total General Fund reserved for continuing appropriations of \$143,037,787 is comprised of \$85,422,673 from General Operations, \$77,072,099 from Capital Outlay, and reduced by the restricted School Accountability Fund balance of \$17,633,311 and the additional continuing appropriations of \$1,823,674 from the School Accountability Fund.

Note 4. – Budget Stabilization Fund

A.R.S. § 35-144 established the Budget Stabilization Fund (BSF) in 1990. The BSF is sometimes referred to as the rainy day fund. The purpose of the BSF is to normalize the financial fluctuations of the State’s high and low growth rates. The amount of cash transferred to or from the BSF and the General Fund - General Operations is established by statutory formula and other laws. No operating expenditures may be made from the BSF. However, Laws 2019, Chapter 263, House Bill 2747, Section 109 appropriated \$25,000,000 from the BSF to provide temporary operating funding for cash flow purposes to the Department of Economic Security, which required repayment. See Note 9 for additional information.

STATE OF ARIZONA
NOTES TO FINANCIAL STATEMENTS
JUNE 30, 2020

Note 4. – Budget Stabilization Fund (Continued)

Interest earned on pooled investments with the State Treasurer is the basic revenue source of the BSF. The FY20 fund balance for the BSF increased from \$742,968,155 to \$978,370,981. The increase of \$235,402,826 was due to a \$271,107,000 cash transfer from the General Fund to the BSF pursuant to Laws 2019, Chapter 263, House Bill 2747, Section 118; interest earnings of \$17,014,796; and net transfers out of the BSF in the amount of (\$52,718,970).

Note 5. – Proposition 301

Proposition 301 was passed in the November 2000 general election. The passage of Proposition 301 approved (1) an increase in the state transaction privilege (sales) tax and the state use tax of six-tenths of one per cent to raise revenues in support of education and a state income tax credit in mitigation of those tax increases; (2) inflation adjustments in state aid for education; (3) a termination of an exemption from education funding revenue control limits for excess utility costs; and (4) a limitation on the school district qualifying tax rates and the county equalization assistance for education rate.

Beginning in FY19, the legislature authorized additional Proposition 301 appropriations that are duplicative of A.R.S. § 42-5029, shown on pages 26-29. These duplicative appropriation amounts are shown in the Annual Financial Report on pages 82-83. No expenditures were recorded related to the duplicative appropriations and the appropriation authority is shown as lapsed.

Note 6. – Statement of Revenues, Expenditures and Changes in Fund Balance

A.R.S. § 35-131.E, requires the AFR to include all appropriated and non-appropriated monies. The General Fund is presented prominently in the AFR due to its significance. In accordance with the statute, the Statement of Revenues, Expenditures and Changes in Fund Balance presents appropriated and non-appropriated activity for all other funds accounted for in the AFIS as well as beginning and ending balances for each fund. As required, this report includes non-appropriated activity in the same detail as the General Fund. When applicable, the Statement includes appropriated activity for each fund, summarized within a single line item labeled “Appropriated Activity.”

During the course of the report compilation, a number of funds with negative balances were noted. No analysis of the accounts that comprise the negative balances was conducted as to the cause or the resolution. The following funds were noted with negative balances:

Credit Card Clearing Fund – Corporation Commission (CC2600)
Federal Grant Fund – Early Childhood Development and Health Board (CD2000)
Federal Grant Fund – Department of Corrections (DC2000)
Federal Grant Fund – Office of Economic Opportunity (EO2000)
Federal Grant Fund – Department of Environmental Quality (EV8002 EV8003 EV8004 EV8241 EV8302 EV8811)
Credit Card Clearing Fund – Game and Fish Department (GF2600)
Federal Grant Fund – Department of Insurance (ID2000)
Receivership Liquidation Fund – Department of Insurance (ID3104)
Tobacco Tax and Health Care Fund – Department of Revenue (RV1309)
Unclaimed Property Fund – Department of Revenue (RV1520)
LGIP-COP Investment Held for Trustee Fund – State Treasurer (TR3171)
Treasurer Administrative Fund – State Treasurer (TR3736)
Local Trans Assistance Fund – State Treasurer (TR3848)
Federal Grant Fund – Department of Veterans’ Service (VS2000)

For management reporting purposes, certain accrual adjustments are recorded in the AFIS. This activity is consistent with the statutory or legal basis upon which the AFR is prepared and has not been modified. Current year adjustments to prior year accruals, such as refunds of prior years’ expenditures or adjustments to long-term debts or receivables, are reflected in the Fund Balance report as an adjustment to the beginning fund balance.

STATE OF ARIZONA
NOTES TO FINANCIAL STATEMENTS
JUNE 30, 2020

Note 6. – Statement of Revenues, Expenditures and Changes in Fund Balance (Continued)

Additionally, other entries are current year transactions and are shown as Revenue and Expenditure Offsets. Revenue offsets are frequently the result of adjustments to amounts recorded as Due to Other funds. Expenditure offsets are most commonly related to depreciation and adjustment of fixed assets. Revenue and Expenditure Offsets are recorded in the Fund Balance Report in their respective revenue and expenditure columns. Furthermore, a number of funds have year-end cash balances in the AFIS, but other balance sheet accounts offset the cash resulting in a net fund balance of zero. This occurs most commonly with the Credit Card Clearing Fund.

Fund activity in the Fund Balance Report is shown on the statewide fund level within each agency. Some statewide funds have activity with more than one agency and the report separates the activity within each agency. The Capital Outlay Stabilization Fund and Corrections Fund have activity with more than one agency and the report separates the activity by fund and agency within the administrative agency.

Note 7. – Disproportionate Share Hospital Payments

Hospitals that have a qualifying Low-Income Utilization Rate and uncompensated care costs are eligible to participate in the Disproportionate Share Hospital Program (DSH) which provides supplemental funding to those participating hospitals. In the State of Arizona, the Arizona Health Care Cost Containment System (AHCCCS), under a Medicaid State Plan approved by the Centers for Medicare and Medicaid Services (CMS) of the U.S. Department of Health and Human Services, and the Arizona State Legislature, is authorized to make payments to Arizona hospitals that provided care to a disproportionate share of the State's indigent population. Under the approved waiver, AHCCCS transferred \$84,949,082 to the State General Fund in FY20. For context, the Affordable Care Act requires annual aggregate reductions to the program totaling \$18.6 billion through Federal Fiscal Year (FFY) 2020 beginning with a \$500 million reduction in FFY 2014. However, the Protecting Access to Medicare Act delayed the DSH reductions until FFY 2017, the Medicare Access and CHIP Reauthorization Act delayed the reductions until FFY 2018, and the Balanced Budget Act of 2018 further delayed the reduction to FFY 2020. A series of Continuing Appropriations Acts (P.L. 116-59, P.L. 116-69, and P.L. 116-94) along with the Coronavirus Aid, Relief, and Economic Security Act have further delayed the reduction until December 1, 2020. Under current law from December 1, 2020 to September 30, 2021 the aggregate national reduction will be \$4.0 billion, on a base of \$12.1 billion, or a 33% decrease.

Note 8. – Credit Card Payments by Governmental Entities

A.R.S. § 35-391, requires governmental entities to disclose in their annual financial report the amount of any reward, discount, incentive or other financial consideration received resulting from the use of credit card payments by governmental entities. During FY20, \$722,943 in incentives were received from the use of credit card payments by State agencies, excluding universities.

Note 9. – Department of Economic Security Bridge Loan

During FY19, Laws 2019, Chapter 263, House Bill 2747, Section 109 included an appropriation of \$25,000,000 in FY20 to the Department of Economic Security from the Budget Stabilization Fund. The purpose of the appropriation was to provide temporary operating funding and was required to be fully reimbursed on or before September 1, 2020. The Department of Economic Security pursued using the \$25,000,000 appropriation that was authorized and fully reimbursed to the Budget Stabilization Fund on August 27, 2020.

Note 10. – Tax Deferral

In late March 2020, the State took administrative action to extend the filing date for state Individual and Corporate Income Tax returns from April 15 to July 15. This filing deferral will result in tax revenue collections that would have been received in FY20 to be received early FY21. As a result, these revenues will be reported on the next year's AFR.

STATE OF ARIZONA
NOTES TO FINANCIAL STATEMENTS
JUNE 30, 2020

Note 11. – Coronavirus Relief Fund

The COVID-19 pandemic may have affected the normal operations and expenses of many State agencies. The Federal government CARES Act state/local government aid allocation, known as the Coronavirus Relief Fund (CRF) provided resources to state/local governments. The CRF uses for State Government will have temporary impacts to ending fund balances. While some of this activity is reflected in the current report, there are additional actions by the State through December 31, 2020 to allocate remaining CRF resources. Also, the State plans to identify specific agency fund balances that will be transferred to the General Fund in FY21 as a result of operating costs identified in the 4th quarter of FY20 that were covered by the CRF.

STATE OF ARIZONA
NOTES TO FINANCIAL STATEMENTS
JUNE 30, 2020

Note 12. – Combining Financial Statements

The following schedules provide additional detail related to the combination of fund information for financial statement presentation. The statements consist of General Operating Fund and two restricted funds: School Accountability Account (Proposition 301) and Budget Stabilization Fund.

STATE OF ARIZONA
GENERAL FUND
COMBINING BALANCE SHEET
AS OF JUNE 30, 2020
(expressed in thousands)

	General Operating Fund	School Accountability Account (Proposition 301)	Budget Stabilization Fund	Total General Fund
ASSETS				
Cash With The State Treasurer	\$ 903,618	\$ 17,633	\$ 978,371	\$ 1,899,622
Less: Payments Outstanding	356,532	-	-	356,532
Net Cash with State Treasurer	547,086	17,633	978,371	1,543,090
Cash Not with State Treasurer	148	-	-	148
Total Cash	547,234	17,633	978,371	1,543,238
Net Receivables	2,251	-	-	2,251
TOTAL ASSETS	\$ 549,485	\$ 17,633	\$ 978,371	\$ 1,545,489
LIABILITIES AND FUND BALANCE				
LIABILITIES				
Claims Payable	\$ 13,457	\$ -	\$ -	\$ 13,457
Other Payables	20,385	-	-	20,385
TOTAL LIABILITIES	\$ 33,842	\$ -	\$ -	\$ 33,842
FUND BALANCE				
Restricted				
Budget Stabilization Fund	\$ -	\$ -	\$ 978,371	\$ 978,371
School Accountability Account (Proposition 301)	-	17,633	-	17,633
Reserved For:				
Continuing Appropriations	143,038	-	-	143,038
Revolving Funds	148	-	-	148
Unreserved	372,457	-	-	372,457
TOTAL FUND BALANCE	\$ 515,643	\$ 17,633	\$ 978,371	\$ 1,511,647
TOTAL LIABILITIES AND FUND BALANCE	\$ 549,485	\$ 17,633	\$ 978,371	\$ 1,545,489

STATE OF ARIZONA
NOTES TO FINANCIAL STATEMENTS
JUNE 30, 2020

Note 12. – Combining Financial Statements (Continued)

STATE OF ARIZONA
GENERAL FUND
COMBINING STATEMENT OF CHANGES IN FUND BALANCE
FOR THE FISCAL YEAR ENDED JUNE 30, 2020
(expressed in thousands)

	General Operating Fund	School Accountability Account (Proposition 301)	Budget Stabilization Fund	Total General Fund
FUND BALANCE, JULY 1, 2019	\$ 1,023,784	\$ 8,997	\$ 742,968	\$ 1,775,749
CHANGES IN FUND BALANCE:				
General Operating Fund				
Revenues	\$ 10,734,218	\$ 101,284	\$ -	\$ 10,835,502
Expenditures	(11,442,165)	(92,648)	-	(11,534,813)
Other Financing Sources (Uses):				
Transfers In - Other	199,806	-	-	199,806
Budget Stabilization Fund				
Interest Earnings	-	-	17,015	17,015
Transfers In - From General Operating Fund	-	-	271,107	271,107
Transfers In - Other	-	-	19,097	19,097
Transfers Out - Other	-	-	(71,816)	(71,816)
TOTAL CHANGES IN FUND BALANCE	\$ (508,141)	\$ 8,636	\$ 235,403	\$ (264,102)
FUND BALANCE, JUNE 30, 2020	\$ 515,643	\$ 17,633	\$ 978,371	\$ 1,511,647

STATE OF ARIZONA
NOTES TO FINANCIAL STATEMENTS
JUNE 30, 2020

Note 13. – Administrative Adjustments

The following expenditures were made in accordance with A.R.S. § 35-191 during the fiscal year FY20 for obligations incurred during fiscal year FY19 and, therefore related to the general fund appropriations for fiscal year FY19.

	Administrative Adjustments for Fiscal Year 2018-2019 Appropriations
GENERAL GOVERNMENT	
Department of Administration	\$ 258,165
Attorney General (Department of Law)	422,193
Court of Appeals Division I	63,421
Office of Economic Opportunity	44,648
Board of Equalization	45,930
Department of Revenue	1,240,895
Secretary of State	181,472
State Treasurer	298,070
Supreme Court (Including Superior Court)	146,592
Board of Tax Appeals	821
TOTAL GENERAL GOVERNMENT	\$ 2,702,207
HEALTH AND WELFARE	
Commission of African-American Affairs	\$ 556
Department of Child Safety	25,327,393
Department of Economic Security	40,987,602
Governor's Office on Tribal Relations	1,746
AHCCCS	16,007,766
Department of Health Services	4,704,727
Department of Veterans' Services	156,872
TOTAL HEALTH AND WELFARE	\$ 87,186,663
INSPECTION AND REGULATION	
Department of Agriculture	\$ 131,274
Corporation Commission	419
Department of Financial Institutions	62,834
Department of Insurance	50,594
Mine Inspector	5,570
TOTAL INSPECTION AND REGULATION	\$ 250,692
EDUCATION	
Board for Charter Schools	\$ 19,650
Board of Education	8,306
Department of Education	6,815,293
Prescott Historical Society	37,782
Schools for the Deaf and the Blind	1,142,060
School Facilities Board	89,647
TOTAL EDUCATION	\$ 8,112,738

STATE OF ARIZONA
NOTES TO FINANCIAL STATEMENTS
JUNE 30, 2020

Note 13. – Administrative Adjustments (Continued)

<u>PROTECTION AND SAFETY</u>		
Department of Corrections	\$	9,448,137
Department of Emergency and Military Affairs		6,702
Board of Executive Clemency		52,998
Department of Juvenile Corrections		1,114,140
Department of Public Safety		396,867
TOTAL PROTECTION AND SAFETY	\$	<u>11,018,845</u>
 <u>NATURAL RESOURCES</u>		
Department of Forestry and Fire Management	\$	57,557
Department of Land		39,073
Navigable Stream Adjudication Commission		307
Department of Water Resources		85,656
TOTAL NATURAL RESOURCES	\$	<u>182,593</u>
 SUMMARY		
<u>GENERAL GOVERNMENT</u>	\$	2,702,207
HEALTH AND WELFARE		87,186,663
INSPECTION AND REGULATION		250,692
EDUCATION		8,112,738
PROTECTION AND SAFETY		11,018,845
NATURAL RESOURCES		182,593
TOTAL ADMINISTRATIVE ADJUSTMENTS	\$	<u>109,453,738</u>