



Douglas A. Ducey
Governor

Craig C. Brown
Director

ARIZONA DEPARTMENT OF ADMINISTRATION

GENERAL ACCOUNTING OFFICE

100 NORTH FIFTEENTH AVENUE • SUITE 302
PHOENIX, ARIZONA 85007

Phone: (602) 542-5601 • Fax: (602) 542-5749

December 1, 2017

The Honorable Douglas A. Ducey
Governor of the State of Arizona
State Capitol
1700 West Washington
Phoenix, AZ 85007

Dear Governor Ducey:

In compliance with Arizona Revised Statutes § 35-131, we respectfully submit the Annual Financial Report of the State of Arizona for the fiscal year ended June 30, 2017.

This report is prepared on a cash basis and reflects the financial transactions of the State of Arizona for the fiscal year ended June 30, 2017, as well as the financial condition of the State as of June 30, 2017.

All State funds and agencies are included in the report at a summary level. As required by law, this report also includes statements reflecting non-appropriated activity in the same detail as the General Fund.

Sincerely,

Handwritten signature of Craig C. Brown in black ink.

Craig C. Brown
Director

Handwritten signature of D. Clark Partridge in black ink.

D. Clark Partridge
State Comptroller

CB:DCP:jm

STATE OF ARIZONA
ANNUAL FINANCIAL REPORT
FOR THE YEAR ENDED JUNE 30, 2017

TABLE OF CONTENTS

	<u>PAGE</u>
GENERAL FUND FINANCIAL STATEMENTS:	
Comparative Balance Sheet as of June 30, 2017 and 2016	4
Statement of Changes in Fund Balance for the Fiscal Year Ended June 30, 2017	4
Statement of Revenues, Expenditures and Changes in Fund Balance - Appropriation (Budget) to Actual for the Fiscal Year Ended June 30, 2017	6
Changes in Fund Balance for the Fiscal Years Ended June 30, 2017 and 2016.....	8
 STATEMENT OF EXPENDITURES – APPROPRIATION (BUDGET) TO ACTUAL:	
General Fund	10
Capital Outlay	39
Other Funds	45
 STATEMENT OF REVENUES, EXPENDITURES AND CHANGES IN FUND BALANCE:	
Other Funds	99
 NOTES TO FINANCIAL STATEMENTS	 159

**THIS PAGE INTENTIONALLY
LEFT BLANK**

**THIS PAGE INTENTIONALLY
LEFT BLANK**

**STATE OF ARIZONA
GENERAL FUND
COMPARATIVE BALANCE SHEET
FOR THE FISCAL YEAR ENDED JUNE 30, 2017
(expressed in thousands)**

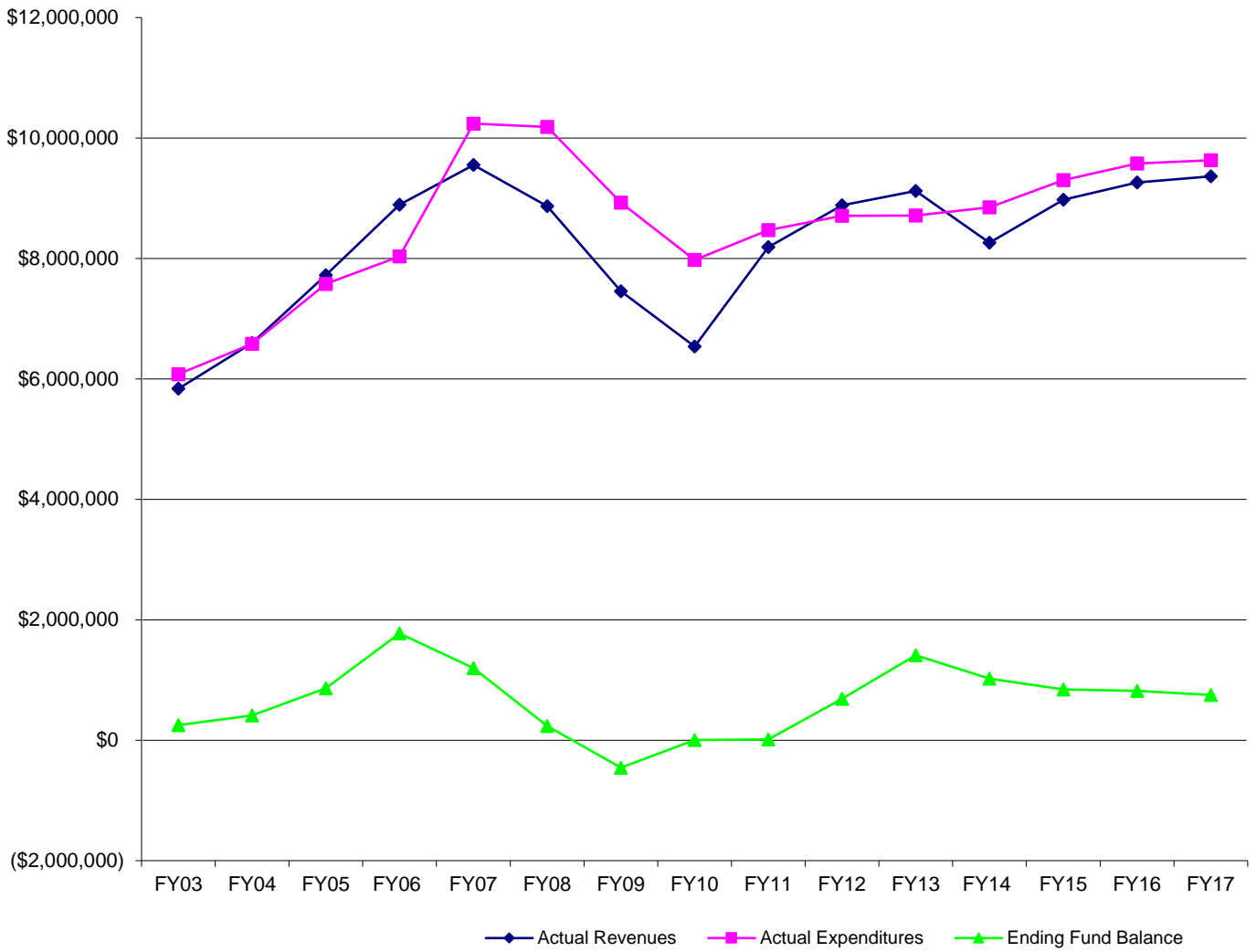
	June 30, 2017	June 30, 2016	Increase (Decrease)
<u>ASSETS</u>			
Cash with the State Treasurer	\$ 1,054,184	\$ 1,127,410	\$ (73,226)
Less: Payments Outstanding	296,391	282,719	13,672
Net Cash with the State Treasurer	757,793	844,691	(86,898)
Cash not with the State Treasurer	163	172	(9)
Total Cash	757,956	844,863	(86,907)
Net Receivables	3,731	2,573	1,158
TOTAL ASSETS	\$ 761,687	\$ 847,436	\$ (85,749)
 <u>LIABILITIES AND FUND BALANCE</u>			
LIABILITIES			
Claims Payable	\$ 1,900	\$ 3,655	\$ (1,755)
Other Payables	10,442	25,406	(14,964)
TOTAL LIABILITIES	\$ 12,342	\$ 29,061	\$ (16,719)
 FUND BALANCE			
Restricted:			
Budget Stabilization Fund	\$ 461,447	\$ 460,847	\$ 600
School Accountability Account (Proposition 301)	9,480	7,791	1,689
Reserved For:			
Continuing Appropriations	127,384	65,050	62,334
Revolving Funds	163	172	(9)
Unreserved	150,871	284,515	(133,644)
TOTAL FUND BALANCE	\$ 749,345	\$ 818,375	\$ (69,030)
TOTAL LIABILITIES AND FUND BALANCE	\$ 761,687	\$ 847,436	\$ (85,749)

**STATE OF ARIZONA
GENERAL FUND
STATEMENT OF CHANGES IN FUND BALANCE
FOR THE FISCAL YEAR ENDED JUNE 30, 2017
(expressed in thousands)**

FUND BALANCE, JULY 1, 2016		\$ 818,375
CHANGES IN FUND BALANCE:		
General Operating Fund		
Revenues	\$ 9,364,802	
Expenditures	(9,628,494)	
Other Financing Sources (Uses):		
Transfers In - From Budget Stabilization Fund	-	
Transfers In - Other	194,062	
Budget Stabilization Fund		
Interest Earnings	5,002	
Transfers In	12,839	
Transfers Out - To General Operating Fund	-	
Transfers Out - Other	(17,241)	
TOTAL CHANGES IN FUND BALANCE	\$ (69,030)	
FUND BALANCE, JUNE 30, 2017		\$ 749,345

See accompanying notes to financial statements.

General Fund Revenues, Expenditures, and Ending Fund Balance (in thousands)

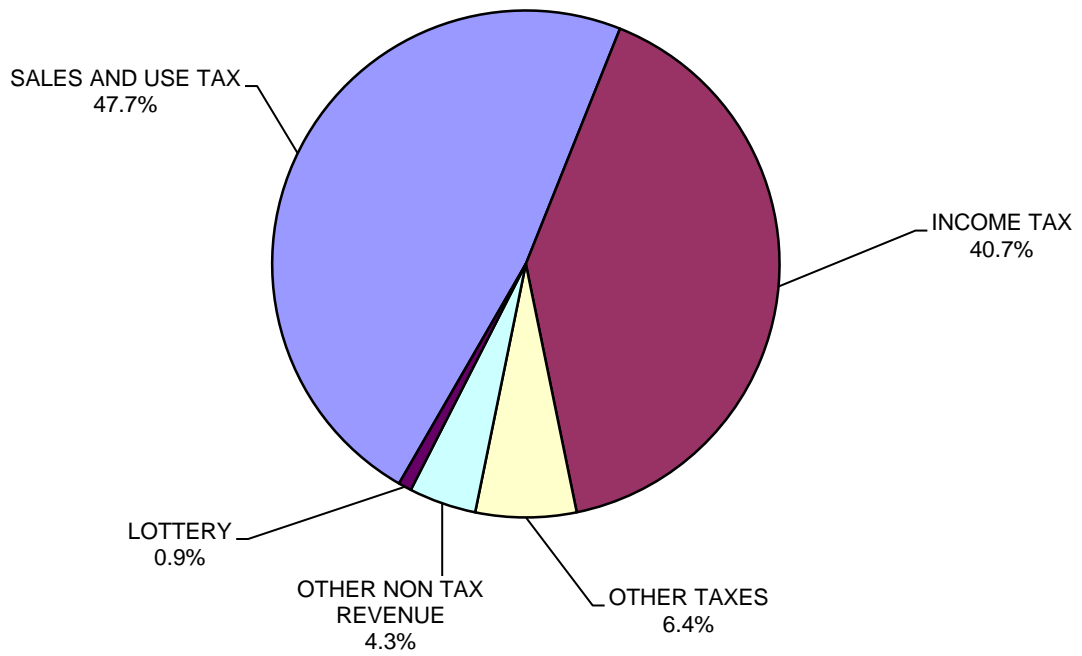


**STATE OF ARIZONA
GENERAL FUND
STATEMENT OF REVENUES, EXPENDITURES AND CHANGES IN FUND BALANCE
APPROPRIATION (BUDGET) TO ACTUAL
FOR THE FISCAL YEAR ENDED JUNE 30, 2017
(expressed in thousands)**

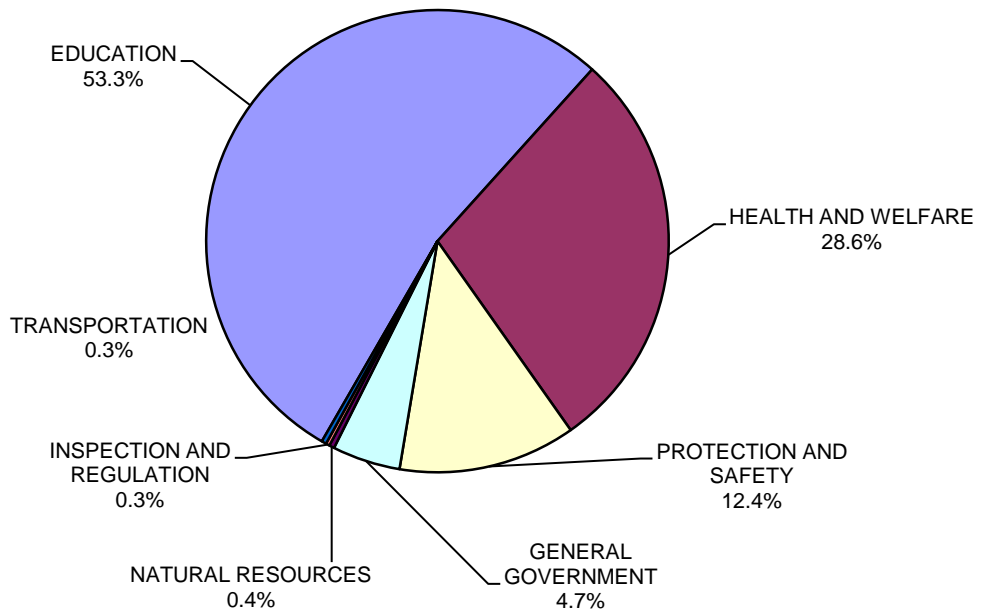
	Appropriation (Budget)	Actual	Favorable (Unfavorable)
REVENUES:			
Taxes:			
Sales and Use	\$ 4,451,557	\$ 4,469,099	\$ 17,542
Income	3,875,486	3,814,037	(61,449)
Property	40,151	36,431	(3,720)
Luxury	58,766	57,638	(1,128)
Insurance Premium	515,780	504,339	(11,441)
Motor Vehicle License	-	2,489	2,489
Other Taxes	8,356	416	(7,940)
Total Tax Revenues	<u>\$ 8,950,096</u>	<u>\$ 8,884,449</u>	<u>\$ (65,647)</u>
Non-Tax Revenues:			
Lottery Proceeds	\$ 68,761	\$ 78,690	\$ 9,929
Disproportionate Share, Net	94,322	94,322	-
Licenses, Fees, Sales and Permits	31,838	72,741	40,903
Other Miscellaneous	141,409	217,607	76,199
Interest Earnings	17,699	16,993	(706)
Total Non-Tax Revenues	<u>\$ 354,029</u>	<u>\$ 480,353</u>	<u>\$ 126,324</u>
TOTAL REVENUES	<u>\$ 9,304,125</u>	<u>\$ 9,364,802</u>	<u>\$ 60,677</u>
EXPENDITURES:			
General Government	\$ 504,495	\$ 457,766	\$ 46,729
Health and Welfare	2,885,642	2,750,037	135,605
Inspection and Regulation	28,981	25,498	3,484
Education	5,155,463	5,135,209	20,254
Protection and Safety	1,224,016	1,193,894	30,122
Transportation	86,551	31,550	55,001
Natural Resources	38,139	34,541	3,598
TOTAL EXPENDITURES	<u>\$ 9,923,287</u>	<u>\$ 9,628,494</u>	<u>\$ 294,793</u>
REVENUES OVER (UNDER) EXPENDITURES	<u>\$ (619,161)</u>	<u>\$ (263,692)</u>	<u>\$ 355,469</u>
OTHER FINANCING SOURCES (USES):			
General Operating Fund			
Transfers In - Other	\$ 217,251	\$ 194,062	\$ (23,189)
Budget Stabilization Fund			
Interest Earnings	-	5,002	5,002
Transfers In	-	12,839	12,839
Transfers Out - To General Operating Fund	-	-	-
Transfers Out - Other	-	(17,241)	(17,241)
TOTAL OTHER FINANCING SOURCES (USES)	<u>\$ 217,251</u>	<u>\$ 194,662</u>	<u>\$ (22,589)</u>
REVENUES AND OTHER FINANCING SOURCES OVER (UNDER) EXPENDITURES AND OTHER FINANCING USES	<u>\$ (401,911)</u>	<u>\$ (69,030)</u>	<u>\$ 332,881</u>
FUND BALANCE, JULY 1, 2016	<u>\$ 818,375</u>	<u>\$ 818,375</u>	<u>\$ -</u>
FUND BALANCE, JUNE 30, 2017	<u>\$ 416,464</u>	<u>\$ 749,345</u>	<u>\$ 332,881</u>

See accompanying notes to financial statements.

FY17 Total General Fund Revenues: \$9,364,802 (in thousands)



FY17 Total General Fund Expenditures: \$9,628,494 (in thousands)



**STATE OF ARIZONA
GENERAL FUND
COMPARATIVE STATEMENT OF REVENUES, EXPENDITURES AND
CHANGES IN FUND BALANCE
FOR THE FISCAL YEARS ENDED JUNE 30, 2017 AND 2016
(expressed in thousands)**

	Fiscal Year 2016-2017	Fiscal Year 2015-2016	Increase (Decrease)
REVENUES:			
Taxes:			
Sales and Use	\$ 4,469,099	\$ 4,278,351	\$ 190,748
Income	3,814,037	3,906,070	(92,033)
Property	36,431	40,115	(3,684)
Luxury	57,638	59,046	(1,408)
Insurance Premium	504,339	490,576	13,763
Motor Vehicle License	2,489	7,171	(4,682)
Other Taxes	416	507	(91)
Total Tax Revenues	<u>\$ 8,884,449</u>	<u>\$ 8,781,836</u>	<u>\$ 102,613</u>
Non-Tax Revenues:			
Lottery Proceeds	\$ 78,690	\$ 64,973	\$ 13,717
Disproportionate Share, Net	94,322	93,866	456
Licenses, Fees, Sales and Permits	72,741	61,982	10,759
Other Miscellaneous	217,607	244,828	(27,221)
Interest Earnings	16,993	13,497	3,496
Total Non-Tax Revenues	<u>\$ 480,353</u>	<u>\$ 479,146</u>	<u>\$ 1,207</u>
TOTAL REVENUES	<u>\$ 9,364,802</u>	<u>\$ 9,260,982</u>	<u>\$ 103,820</u>
EXPENDITURES:			
General Government	\$ 457,766	\$ 432,412	\$ 25,354
Health and Welfare	2,750,037	2,738,357	11,680
Inspection and Regulation	25,498	27,702	(2,204)
Education	5,135,209	5,174,634	(39,425)
Protection and Safety	1,193,894	1,170,279	23,615
Transportation	31,550	1,250	30,300
Natural Resources	34,541	34,491	50
TOTAL EXPENDITURES	<u>\$ 9,628,494</u>	<u>\$ 9,579,125</u>	<u>\$ 49,369</u>
REVENUES OVER (UNDER) EXPENDITURES	<u>\$ (263,692)</u>	<u>\$ (318,143)</u>	<u>\$ 54,451</u>
OTHER FINANCING SOURCES (USES):			
General Operating Fund			
Transfers In - From Budget Stabilization Fund	\$ -	\$ -	\$ -
Transfers In - Other	194,062	290,445	(96,383)
Budget Stabilization Fund			
Interest Earnings	5,002	4,086	916
Transfers In	12,839	-	12,839
Transfers Out - To General Operating Fund	-	(588)	588
Transfers Out - Other	(17,241)	-	(17,241)
TOTAL OTHER FINANCING SOURCES (USES)	<u>\$ 194,662</u>	<u>\$ 293,943</u>	<u>\$ (99,281)</u>
REVENUES AND OTHER FINANCING SOURCES OVER (UNDER) EXPENDITURES AND OTHER FINANCING USES	<u>\$ (69,030)</u>	<u>\$ (24,200)</u>	<u>\$ (44,830)</u>
BEGINNING FUND BALANCES	<u>818,375</u>	<u>842,575</u>	<u>(24,200)</u>
ENDING FUND BALANCES	<u><u>\$ 749,345</u></u>	<u><u>\$ 818,375</u></u>	<u><u>\$ (69,030)</u></u>

See accompanying notes to financial statements.

**THIS PAGE INTENTIONALLY
LEFT BLANK**

**STATE OF ARIZONA
GENERAL FUND
STATEMENT OF EXPENDITURES - APPROPRIATION TO ACTUAL
BUDGETARY (LEGAL) BASIS
FOR THE YEAR ENDED JUNE 30, 2017**

AGY	BFY	APCAT	APPROPRIATION NAME	JULY 1, 2016 CONTINUING APPROPRIATION AUTHORITY	GENERAL APPROPRIATIONS
GENERAL GOVERNMENT					
DEPARTMENT OF ADMINISTRATION					
AAA	2016	AA99998	ADMIN ADJUSTMENT GENERAL FUND TRANSFERS	\$ -	\$ -
AAA	2017	AA14050	EQUALIZATION AID - COCHISE	-	4,878,400
AAA	2017	AA14150	EQUALIZATION AID - GRAHAM	-	14,695,800
AAA	2017	AA14200	EQUALIZATION AID - NAVAJO	-	6,081,500
AAA	2017	AA99998	GENERAL FUND TRANSFERS	-	7,874,377
AAA	2017	AA12050	OPERATING STATE AID - COCHISE	-	4,670,000
AAA	2017	AA12100	OPERATING STATE AID - COCONINO	-	1,756,400
AAA	2017	AA12550	OPERATING STATE AID - GILA	-	315,200
AAA	2017	AA12150	OPERATING STATE AID - GRAHAM	-	2,249,700
AAA	2017	AA12250	OPERATING STATE AID - MOHAVE	-	1,315,000
AAA	2017	AA12300	OPERATING STATE AID - NAVAJO	-	1,606,000
AAA	2017	AA12400	OPERATING STATE AID - PINAL	-	1,724,700
AAA	2017	AA12600	OPERATING STATE AID - SANTA CRUZ	-	81,200
AAA	2017	AA12450	OPERATING STATE AID - YAVAPAI	-	800,200
AAA	2017	AA12500	OPERATING STATE AID - YUMA LA PAZ	-	2,690,100
AAA	2017	AA31105	RURAL COUNTY REIMBURSEMENT SUBSIDY	-	1,273,800
AAA	2017	AA13050	STEM & WORKFORCE PRG STATE AID COCHISE	-	1,008,200
AAA	2017	AA13100	STEM & WORKFORCE PRG STATE AID COCONINO	-	418,000
AAA	2017	AA13550	STEM & WORKFORCE PRG STATE AID GILA	-	142,500
AAA	2017	AA13150	STEM & WORKFORCE PRG STATE AID GRAHAM	-	595,200
AAA	2017	AA13250	STEM & WORKFORCE PRG STATE AID MOHAVE	-	505,200
AAA	2017	AA13300	STEM & WORKFORCE PRG STATE AID NAVAJO	-	353,700
AAA	2017	AA13400	STEM & WORKFORCE PRG STATE AID PINAL	-	96,500
AAA	2017	AA13450	STEM & WORKFORCE PRG STATE AID YAVAPAI	-	774,400
AAA	2017	AA13600	STEM & WRKFORCE PRG STATE AID SANTA CRUZ	-	61,400
AAA	2017	AA13500	STEM & WRKFORCE PRG STATE AID YUMA/LAPAZ	-	864,000
AAA	2017	AA99999	SWEEPS	-	11,881,600
AAA	2017	AA41000	WOOLSEY FLOOD DISTRICT	-	-
ADA	2016	AD00002	ADMIN ADJUSTMENT GOVERNMENT TRANSFORMATION OFFICE	-	-
ADA	2016	AD00001	ADMIN ADJUSTMENT OPERATING LUMP SUM APPROPRIATION	-	-
ADA	2017	AD53500	COP DEBT SERVICE 2009 3RD SS CH 6 SEC 32	-	60,105,600
ADA	2017	AD53600	COP DEBT SERVICE 2009 6TH SS CH 4 SEC 2A	-	24,011,800
ADA	2013	AD90001	COUNTY ATTNY IMMIGRATION ENFORCE	60,981	-
ADA	2014	AD90001	COUNTY ATTNY IMMIGRATION ENFORCE	271,774	-
ADA	2017	AD99001	COUNTY SERVICES DISTRIBUTION	-	5,500,500
ADA	2017	AD99002	ESSENTIAL COUNTY SERVICES	-	500,000
ADA	2017	AD00002	GOVERNMENT TRANSFORMATION OFFICE	-	1,000,000
ADA	2017	AD99005	MAINTENANCE OF ESSENTIAL COUNTY SERVICES	-	8,000,000
ADA	2017	AD00001	OPERATING LUMP SUM APPROPRIATION	-	9,226,600
ADA	2017	AD99004	SOUTHWEST DEFENSE CONTRACTS	-	25,000
ADA	2017	AD00011	UTILITIES	-	625,700
ADA	2013	AD92002	WHITE MOUNTAIN APACHE TRIBES WATER RIGHT	2,000,000	-
TOTAL AGENCY				\$ 2,332,755	\$ 177,708,277
OFFICE OF EQUAL OPPORTUNITY					
AFA	2016	AF10000	ADMIN ADJUSTMENT OPERATING LUMP SUM APPROPRIATION	\$ -	\$ -
AFA	2017	AF10000	OPERATING LUMP SUM APPROPRIATION	-	189,000
TOTAL AGENCY				\$ -	\$ 189,000

See accompanying notes to financial statements.

SUPPLEMENTAL APPROPRIATIONS, MID-YEAR REVERSIONS AND ADJUSTMENTS	NET APPROPRIATIONS	EXPENDITURES	LAPSED APPROPRIATION AUTHORITY	JUNE 30, 2017 CONTINUING APPROPRIATION AUTHORITY
\$ 300,000	\$ 300,000	\$ 300,000	\$ -	\$ -
-	4,878,400	4,878,400	-	-
-	14,695,800	14,695,800	-	-
-	6,081,500	6,081,500	-	-
-	7,874,377	7,874,377	-	-
-	4,670,000	4,670,000	-	-
-	1,756,400	1,756,400	-	-
-	315,200	315,200	-	-
-	2,249,700	2,249,700	-	-
-	1,315,000	1,315,000	-	-
-	1,606,000	1,606,000	-	-
-	1,724,700	1,724,700	-	-
-	81,200	81,200	-	-
-	800,200	800,200	-	-
-	2,690,100	2,690,100	-	-
-	1,273,800	1,273,800	-	-
-	1,008,200	1,008,200	-	-
-	418,000	418,000	-	-
-	142,500	142,500	-	-
-	595,200	595,200	-	-
-	505,200	505,200	-	-
-	353,700	353,700	-	-
-	96,500	96,500	-	-
-	774,400	774,400	-	-
-	61,400	61,400	-	-
-	864,000	864,000	-	-
-	11,881,600	11,881,600	-	-
181,766	181,766	181,766	-	-
43,507	43,507	43,507	-	-
326,747	326,747	326,747	-	-
-	60,105,600	60,105,600	-	-
-	24,011,800	24,011,800	-	-
-	60,981	-	60,981	-
-	271,774	-	271,774	-
-	5,500,500	5,500,500	-	-
-	500,000	500,000	-	-
-	1,000,000	956,708	43,292	-
-	8,000,000	8,000,000	-	-
(569,645)	8,656,955	8,247,097	409,858	-
-	25,000	25,000	-	-
-	625,700	625,700	-	-
-	2,000,000	-	-	2,000,000
<u>\$ 282,376</u>	<u>\$ 180,323,407</u>	<u>\$ 177,537,502</u>	<u>\$ 785,905</u>	<u>\$ 2,000,000</u>
\$ 80	\$ 80	\$ 80	\$ -	\$ -
100	189,100	186,953	2,147	-
<u>\$ 180</u>	<u>\$ 189,180</u>	<u>\$ 187,033</u>	<u>\$ 2,147</u>	<u>\$ -</u>

See accompanying notes to financial statements.

**STATE OF ARIZONA
GENERAL FUND
STATEMENT OF EXPENDITURES - APPROPRIATION TO ACTUAL
BUDGETARY (LEGAL) BASIS
FOR THE YEAR ENDED JUNE 30, 2017**

AGY	BFY	APCAT	APPROPRIATION NAME	JULY 1, 2016 CONTINUING APPROPRIATION AUTHORITY	GENERAL APPROPRIATIONS
ATTORNEY GENERAL (DEPT OF LAW)					
AGA	2016	AG11111	ADMIN ADJUSTMENT OPERATING LUMP SUM APPROPRIATION	\$ -	\$ -
AGA	2016	AG11122	ADMIN ADJUSTMENT SOUTHERN ARIZONA DRUG ENFORCEMENT	-	-
AGA	2016	AG33333	ADMIN ADJUSTMENT STATE GRAND JURY	-	-
AGA	2016	AG11123	ADMIN ADJUSTMENT TOBACCO ENFORCEMENT	-	-
AGA	2017	AG77910	CAPITAL POSTCONVICTION PROSECUTION	-	799,400
AGA	2017	AG11124	INTERNET CRIMES AGAINST CHILDREN ENFORCEMENT	-	350,000
AGA	2008	AG11114	LEGAL ARIZONA WORKERS ACT	100,000	-
AGA	2015	AG11119	MILITARY INSTALLATION-PLANNING	3,831	-
AGA	2016	AG11119	MILITARY INSTALLATION-PLANNING	893	-
AGA	2017	AG11119	MILITARY INSTALLATION-PLANNING	-	-
AGA	2017	AG11111	OPERATING LUMP SUM APPROPRIATION	-	22,073,200
AGA	2017	AG11122	SOUTHERN ARIZONA DRUG ENFORCEMENT	-	1,200,000
AGA	2017	AG33333	STATE GRAND JURY	-	180,600
AGA	2017	AG11123	TOBACCO ENFORCEMENT	-	84,900
TOTAL AGENCY				\$ 104,725	\$ 24,688,100
AUDITOR GENERAL					
AUA	2015	AU15777	INDEPENDENT CONSULTANT - CHILD WELFARE	\$ 74,449	\$ -
AUA	2013	AU13014	OPERATING LUMP SUM APPROPRIATION	1,244,202	-
AUA	2014	AU13014	OPERATING LUMP SUM APPROPRIATION	1,283,991	-
AUA	2015	AU13014	OPERATING LUMP SUM APPROPRIATION	1,457,097	-
AUA	2016	AU13014	OPERATING LUMP SUM APPROPRIATION	1,376,316	-
AUA	2017	AU13014	OPERATING LUMP SUM APPROPRIATION	-	18,133,300
TOTAL AGENCY				\$ 5,436,056	\$ 18,133,300
COURT OF APPEALS DIVISION I					
COA	2016	CO10200	ADMIN ADJUSTMENT OPERATING LUMP SUM APPROPRIATION - DIV I	\$ -	\$ -
COA	2017	CO10200	OPERATING LUMP SUM APPROPRIATION - DIV I	-	10,011,100
TOTAL AGENCY				\$ -	\$ 10,011,100
COURT OF APPEALS DIVISION II					
CTA	2017	CT10300	OPERATING LUMP SUM-DIVISION II	\$ -	\$ 4,336,300
TOTAL AGENCY				\$ -	\$ 4,336,300
OFFICE OF ECONOMIC OPPORTUNITY					
EOA	2017	EO00001	OPERATING LUMP SUM APPROPRIATION	\$ -	\$ -
TOTAL AGENCY				\$ -	\$ -
BOARD OF EQUALIZATION					
EQA	2016	EQ10000	ADMIN ADJUSTMENT OPERATING LUMP SUM APPROPRIATION	\$ -	\$ -
EQA	2017	EQ10000	OPERATING LUMP SUM APPROPRIATION	-	642,800
TOTAL AGENCY				\$ -	\$ 642,800
GOVERNOR'S OFFICE					
GVA	2016	GV30000	OPERATING LUMP SUM APPROP-OSPB	\$ 661,438	\$ -
GVA	2017	GV30000	OPERATING LUMP SUM APPROP-OSPB	-	1,994,000
GVA	2016	GV10000	OPERATING LUMP SUM APPROPRIATION	857,361	-
GVA	2017	GV10000	OPERATING LUMP SUM APPROPRIATION	-	6,889,000
TOTAL AGENCY				\$ 1,518,798	\$ 8,883,000

See accompanying notes to financial statements.

SUPPLEMENTAL APPROPRIATIONS, MID-YEAR REVERSIONS AND ADJUSTMENTS	NET APPROPRIATIONS	EXPENDITURES	LAPSED APPROPRIATION AUTHORITY	JUNE 30, 2017 CONTINUING APPROPRIATION AUTHORITY
\$ 60,422	\$ 60,422	\$ 60,422	\$ -	\$ -
251	251	251	-	-
1,415	1,415	1,415	-	-
12	12	12	-	-
(3,700)	795,700	677,013	118,687	-
-	350,000	96,651	-	253,349
-	100,000	-	100,000	-
-	3,831	-	3,831	-
-	893	-	-	893
85,000	85,000	83,115	-	1,885
(96,600)	21,976,600	21,780,683	195,917	-
(7,000)	1,193,000	1,192,881	119	-
(500)	180,100	173,955	6,145	-
(500)	84,400	15,879	68,521	-
<u>\$ 38,801</u>	<u>\$ 24,831,625</u>	<u>\$ 24,082,278</u>	<u>\$ 493,221</u>	<u>\$ 256,127</u>
\$ -	\$ 74,449	\$ -	\$ -	\$ 74,449
-	1,244,202	1,244,202	-	-
-	1,283,991	-	-	1,283,991
-	1,457,097	-	-	1,457,097
-	1,376,316	-	-	1,376,316
(66,800)	18,066,500	16,691,911	-	1,374,589
<u>\$ (66,800)</u>	<u>\$ 23,502,556</u>	<u>\$ 17,936,113</u>	<u>\$ -</u>	<u>\$ 5,566,442</u>
\$ 17,418	\$ 17,418	\$ 17,418	\$ -	\$ -
(62,200)	9,948,900	9,876,442	72,458	-
<u>\$ (44,782)</u>	<u>\$ 9,966,318</u>	<u>\$ 9,893,860</u>	<u>\$ 72,458</u>	<u>\$ -</u>
\$ (4,800)	\$ 4,331,500	\$ 4,328,776	\$ 2,724	\$ -
<u>\$ (4,800)</u>	<u>\$ 4,331,500</u>	<u>\$ 4,328,776</u>	<u>\$ 2,724</u>	<u>\$ -</u>
\$ 525,545	\$ 525,545	\$ 508,668	\$ -	\$ 16,877
<u>\$ 525,545</u>	<u>\$ 525,545</u>	<u>\$ 508,668</u>	<u>\$ -</u>	<u>\$ 16,877</u>
\$ 25,723	\$ 25,723	\$ 25,723	\$ -	\$ -
200	643,000	549,630	93,370	-
<u>\$ 25,923</u>	<u>\$ 668,723</u>	<u>\$ 575,352</u>	<u>\$ 93,370</u>	<u>\$ -</u>
\$ -	\$ 661,438	\$ 661,438	\$ -	\$ -
-	1,994,000	1,567,854	-	426,146
-	857,361	857,361	-	-
(39,100)	6,849,900	5,867,551	-	982,349
<u>\$ (39,100)</u>	<u>\$ 10,362,698</u>	<u>\$ 8,954,203</u>	<u>\$ -</u>	<u>\$ 1,408,496</u>

See accompanying notes to financial statements.

**STATE OF ARIZONA
GENERAL FUND
STATEMENT OF EXPENDITURES - APPROPRIATION TO ACTUAL
BUDGETARY (LEGAL) BASIS
FOR THE YEAR ENDED JUNE 30, 2017**

AGY	BFY	APCAT	APPROPRIATION NAME	JULY 1, 2016 CONTINUING APPROPRIATION AUTHORITY	GENERAL APPROPRIATIONS
DEPARTMENT OF HOUSING					
HDA	2017	HD10000	OPERATING LUMP SUM APPROPRIATION	\$ -	\$ 814,800
TOTAL AGENCY				\$ -	\$ 814,800
OFFICE OF ADMINISTRATIVE HEARINGS					
HGA	2017	HG10000	OPERATING LUMP SUM APPROPRIATION	\$ -	\$ 861,700
TOTAL AGENCY				\$ -	\$ 861,700
HOUSE OF REPRESENTATIVES					
HOA	2015	HO10000	OPERATING LUMP SUM APPROPRIATION	\$ 6,535,358	\$ -
HOA	2016	HO10000	OPERATING LUMP SUM APPROPRIATION	527,763	-
HOA	2017	HO10000	OPERATING LUMP SUM APPROPRIATION	-	13,289,500
TOTAL AGENCY				\$ 7,063,121	\$ 13,289,500
JOINT LEGISLATIVE BUDGET COMMITTEE					
JLA	2015	JL10000	OPERATING LUMP SUM APPROPRIATION	\$ 879,133	\$ -
JLA	2016	JL10000	OPERATING LUMP SUM APPROPRIATION	2,482,036	-
JLA	2017	JL10000	OPERATING LUMP SUM APPROPRIATION	-	2,490,900
TOTAL AGENCY				\$ 3,361,169	\$ 2,490,900
LEGISLATIVE COUNCIL					
LCA	2015	LC11000	OMBUDSMAN-CITIZENS AID OFFICE	\$ 74,507	\$ -
LCA	2016	LC11000	OMBUDSMAN-CITIZENS AID OFFICE	97,124	-
LCA	2017	LC11000	OMBUDSMAN-CITIZENS AID OFFICE	-	825,600
LCA	2015	LC10000	OPERATING LUMP SUM APPROPRIATION	3,116,438	-
LCA	2016	LC10000	OPERATING LUMP SUM APPROPRIATION	3,256,312	-
LCA	2017	LC10000	OPERATING LUMP SUM APPROPRIATION	-	7,407,700
TOTAL AGENCY				\$ 6,544,381	\$ 8,233,300
INDEPENDENT REDISTRICTING COMMISSION					
RDA	2016	RD10000	ADMIN ADJUSTMENT OPERATING LUMP SUM APPROPRIATION	\$ -	\$ -
RDA	2014	RD10001	OPERATING EXPENDITURES	86,918	-
RDA	2013	RD10000	OPERATING LUMP SUM APPROPRIATION	-	-
RDA	2017	RD10000	OPERATING LUMP SUM APPROPRIATION	-	1,115,300
TOTAL AGENCY				\$ 86,918	\$ 1,115,300
PUBLIC SAFETY PERSONNEL RETIREMENT SYSTEM					
RSA	2017	RS11000	GF TRANSFER TO EORP	\$ -	\$ -
RSA	2017	RS11005	PRESCOTT FIRE DEPT PENSION LIAB OFFSET	-	-
TOTAL AGENCY				\$ -	\$ -
DEPARTMENT OF REVENUE					
RVA	2016	RV10005	ADMIN ADJUSTMENT BRITS OPERATIONAL SUPPORT	\$ -	\$ -
RVA	2016	RV10000	ADMIN ADJUSTMENT OPERATING LUMP SUM APPROPRIATION	-	-
RVA	2017	RV10005	BRITS OPERATIONAL SUPPORT	-	4,645,200
RVA	2017	RV10006	INCOME TAX FRAUD PREVENTION	-	3,150,000
RVA	2017	RV10000	OPERATING LUMP SUM APPROPRIATION	-	21,552,800
RVA	2017	RV30000	TPT SIMPLIFICATION	-	990,600
TOTAL AGENCY				\$ -	\$ 30,338,600
SENATE					
SNA	2015	SN10000	OPERATING LUMP SUM APPROPRIATION	\$ 300,000	\$ -

See accompanying notes to financial statements.

SUPPLEMENTAL APPROPRIATIONS, MID-YEAR REVERSIONS AND ADJUSTMENTS	NET APPROPRIATIONS	EXPENDITURES	LAPSED APPROPRIATION AUTHORITY	JUNE 30, 2017 CONTINUING APPROPRIATION AUTHORITY
\$ (3,400)	\$ 811,400	\$ 811,400	\$ -	\$ -
<u>\$ (3,400)</u>	<u>\$ 811,400</u>	<u>\$ 811,400</u>	<u>\$ -</u>	<u>\$ -</u>
\$ (1,200)	\$ 860,500	\$ 860,500	\$ -	\$ -
<u>\$ (1,200)</u>	<u>\$ 860,500</u>	<u>\$ 860,500</u>	<u>\$ -</u>	<u>\$ -</u>
\$ -	\$ 6,535,358	\$ 309,679	\$ -	\$ 6,225,679
-	527,763	219,798	-	307,965
(88,000)	13,201,500	12,787,152	-	414,348
<u>\$ (88,000)</u>	<u>\$ 20,264,621</u>	<u>\$ 13,316,630</u>	<u>\$ -</u>	<u>\$ 6,947,991</u>
\$ -	\$ 879,133	\$ 879,133	\$ -	\$ -
-	2,482,036	1,429,601	-	1,052,435
(2,600)	2,488,300	790	-	2,487,510
<u>\$ (2,600)</u>	<u>\$ 5,849,469</u>	<u>\$ 2,309,524</u>	<u>\$ -</u>	<u>\$ 3,539,946</u>
\$ -	\$ 74,507	\$ 74,507	\$ -	\$ -
-	97,124	5,957	-	91,167
(2,992)	822,608	730,162	-	92,446
-	3,116,438	798,931	-	2,317,506
-	3,256,312	527,586	-	2,728,727
(14,908)	7,392,792	4,559,250	-	2,833,542
<u>\$ (17,900)</u>	<u>\$ 14,759,781</u>	<u>\$ 6,696,394</u>	<u>\$ -</u>	<u>\$ 8,063,387</u>
\$ 20,876	\$ 20,876	\$ 20,876	\$ -	\$ -
-	86,918	86,918	-	-
-	-	(24,031)	-	24,031
-	1,115,300	969,939	145,361	-
<u>\$ 20,876</u>	<u>\$ 1,223,094</u>	<u>\$ 1,053,702</u>	<u>\$ 145,361</u>	<u>\$ 24,031</u>
\$ 5,000,000	\$ 5,000,000	\$ 5,000,000	\$ -	\$ -
1,000,000	1,000,000	1,000,000	-	-
<u>\$ 6,000,000</u>	<u>\$ 6,000,000</u>	<u>\$ 6,000,000</u>	<u>\$ -</u>	<u>\$ -</u>
\$ 82,930	\$ 82,930	\$ 82,930	\$ -	\$ -
60,301	60,301	60,301	-	-
(2,639,100)	2,006,100	2,006,099	1	-
-	3,150,000	2,827,927	322,073	-
2,319,000	23,871,800	22,712,848	1,158,952	-
(20,200)	970,400	872,758	97,642	-
<u>\$ (197,069)</u>	<u>\$ 30,141,531</u>	<u>\$ 28,562,862</u>	<u>\$ 1,578,669</u>	<u>\$ -</u>
\$ -	\$ 300,000	\$ 300,000	\$ -	\$ -

See accompanying notes to financial statements.

**STATE OF ARIZONA
GENERAL FUND
STATEMENT OF EXPENDITURES - APPROPRIATION TO ACTUAL
BUDGETARY (LEGAL) BASIS
FOR THE YEAR ENDED JUNE 30, 2017**

AGY	BFY	APCAT	APPROPRIATION NAME	JULY 1, 2016	
				CONTINUING APPROPRIATION AUTHORITY	GENERAL APPROPRIATIONS
SNA	2016	SN10000	OPERATING LUMP SUM APPROPRIATION	569,074	-
SNA	2017	SN10000	OPERATING LUMP SUM APPROPRIATION	-	9,473,900
TOTAL AGENCY				\$ 869,075	\$ 9,473,900
SUPREME COURT					
SPA	2016	SP01033	ADMIN ADJUSTMENT CENTRALIZED SERVICE PAYMENTS	\$ -	\$ -
SPA	2016	SP01049	ADMIN ADJUSTMENT DOMESTIC RELATIONS	-	-
SPA	2016	SP01011	ADMIN ADJUSTMENT FOSTER CARE REVIEW BOARD	-	-
SPA	2016	SP01004	ADMIN ADJUSTMENT JUDICIAL NOMINATION - PERFORMANCE REVIEW	-	-
SPA	2016	SP01031	ADMIN ADJUSTMENT OPERATING LUMP SUM	-	-
SPA	2016	SP04000	ADMIN ADJUSTMENT OPERATING LUMP SUM APPROPRIATION	-	-
SPA	2017	SP01078	ADULT INTENSIVE PROBATION	-	8,831,700
SPA	2017	SP01016	ADULT STANDARD PROBATION	-	13,090,100
SPA	2017	SP04542	AUTOMATION	-	3,392,500
SPA	2017	SP01033	CENTRALIZED SERVICE PAYMENTS	-	3,008,100
SPA	2017	SP01081	COMMISSION ON JUDICIAL CONDUCT	-	505,000
SPA	2017	SP01001	COUNTY REIMBURSEMENTS	-	187,900
SPA	2017	SP01149	DEPENDENCY SURGE	-	3,000,000
SPA	2017	SP01049	DOMESTIC RELATIONS	-	621,000
SPA	2007	SP23000	DRUG COURT	61,322	-
SPA	2017	SP23000	DRUG COURT	-	993,600
SPA	2017	SP01011	FOSTER CARE REVIEW BOARD	-	3,212,300
SPA	2017	SP01050	INTERSTATE COMPACT	-	334,700
SPA	2017	SP01076	JUDGES COMPENSATION	-	8,288,500
SPA	2017	SP01004	JUDICIAL NOMINATION - PERFORMANCE REVIEW	-	413,500
SPA	2017	SP01065	JUVENILE DIVERSION CONSEQUENCES	-	8,157,800
SPA	2017	SP01075	JUVENILE FAMILY COUNSELING	-	500,000
SPA	2017	SP01071	JUVENILE INTENSIVE PROBATION	-	5,612,400
SPA	2017	SP01073	JUVENILE STANDARD PROBATION	-	3,700,600
SPA	2017	SP01077	JUVENILE TREATMENT SERVICES	-	19,960,900
SPA	2017	SP01068	MODEL COURT	-	437,600
SPA	2017	SP01031	OPERATING LUMP SUM	-	3,879,400
SPA	2017	SP04000	OPERATING LUMP SUM APPROPRIATION	-	9,691,900
SPA	2017	SP02000	SPECIAL WATER MASTER	-	160,000
SPA	2017	SP01039	WAAS UPGRADE	-	948,700
TOTAL AGENCY				\$ 61,322	\$ 98,928,200
SECRETARY OF STATE					
STA	2016	ST20000	ADMIN ADJUSTMENT ELECTION SERVICES	\$ -	\$ -
STA	2016	ST10000	ADMIN ADJUSTMENT OPERATING LUMP SUM APPROPRIATION	-	-
STA	2017	ST20000	ELECTION SERVICES	-	3,390,800
STA	2016	ST20010	ELECTION SERVICES MAY 17	9,300,000	-
STA	2012	ST90006	LIBRARY GRANTS-IN-AID	3,438	-
STA	2015	ST90006	LIBRARY GRANTS-IN-AID	121,400	-
STA	2016	ST90006	LIBRARY GRANTS-IN-AID	125,397	-
STA	2017	ST90006	LIBRARY GRANTS-IN-AID	-	651,400
STA	2017	ST10000	OPERATING LUMP SUM APPROPRIATION	-	10,867,300
STA	2017	ST90005	STATEWIDE RADIO READING SVC FOR BLIND	-	97,000
TOTAL AGENCY				\$ 9,550,235	\$ 15,006,500
OFFICE OF TOURISM					
TOA	2017	TO10000	TOURISM FUND DEPOSIT	\$ -	\$ 7,110,400

See accompanying notes to financial statements.

SUPPLEMENTAL APPROPRIATIONS, MID-YEAR REVERSIONS AND ADJUSTMENTS	NET APPROPRIATIONS	EXPENDITURES	LAPSED APPROPRIATION AUTHORITY	JUNE 30, 2017 CONTINUING APPROPRIATION AUTHORITY
-	569,074	-	-	569,074
(65,400)	9,408,500	8,605,630	-	802,870
<u>\$ (65,400)</u>	<u>\$ 10,277,575</u>	<u>\$ 8,905,630</u>	<u>\$ -</u>	<u>\$ 1,371,945</u>
\$ 84,071	\$ 84,071	\$ 84,071	\$ -	\$ -
10,345	10,345	10,345	-	-
7,963	7,963	7,963	-	-
353	353	353	-	-
6,649	6,649	6,649	-	-
52,716	52,716	52,716	-	-
352,373	9,184,073	9,184,073	-	-
302,400	13,392,500	13,392,500	-	-
(35,400)	3,357,100	3,354,879	2,221	-
-	3,008,100	2,904,458	103,642	-
(6,400)	498,600	495,495	3,105	-
-	187,900	187,900	-	-
-	3,000,000	1,229,565	-	1,770,435
(7,600)	613,400	610,752	2,648	-
-	61,322	-	61,322	-
-	993,600	993,600	-	-
(33,800)	3,178,500	3,177,533	967	-
-	334,700	331,992	2,708	-
-	8,288,500	8,071,818	216,682	-
(4,400)	409,100	408,632	468	-
-	8,157,800	8,157,800	-	-
-	500,000	500,000	-	-
(327,376)	5,285,024	5,285,024	-	-
(327,397)	3,373,203	3,373,203	-	-
-	19,960,900	19,960,900	-	-
-	437,600	437,382	218	-
-	3,879,400	3,875,496	3,904	-
(103,300)	9,588,600	9,561,967	26,633	-
-	160,000	144,403	15,597	-
-	948,700	948,700	-	-
<u>\$ (28,803)</u>	<u>\$ 98,960,718</u>	<u>\$ 96,750,169</u>	<u>\$ 440,114</u>	<u>\$ 1,770,435</u>
\$ 4,238,540	\$ 4,238,540	\$ 4,238,540	\$ -	\$ -
199,597	199,597	199,597	-	-
(712,000)	2,678,800	2,356,717	322,083	-
-	9,300,000	6,255,647	-	3,044,353
-	3,438	-	3,438	-
-	121,400	117,280	-	4,120
-	125,397	6,000	-	119,397
-	651,400	549,927	-	101,473
674,700	11,542,000	11,303,225	238,775	-
-	97,000	97,000	-	-
<u>\$ 4,400,837</u>	<u>\$ 28,957,572</u>	<u>\$ 25,123,932</u>	<u>\$ 564,297</u>	<u>\$ 3,269,343</u>
\$ 1,600	\$ 7,112,000	\$ 7,112,000	\$ -	\$ -

See accompanying notes to financial statements.

**STATE OF ARIZONA
GENERAL FUND
STATEMENT OF EXPENDITURES - APPROPRIATION TO ACTUAL
BUDGETARY (LEGAL) BASIS
FOR THE YEAR ENDED JUNE 30, 2017**

AGY	BFY	APCAT	APPROPRIATION NAME	JULY 1, 2016 CONTINUING APPROPRIATION AUTHORITY		GENERAL APPROPRIATIONS
TOTAL AGENCY				\$	-	\$ 7,110,400
STATE TREASURER						
TRA	2016	TR31501	ADMIN ADJUSTMENT JUSTICE OF THE PEACE SALARIES	\$	-	-
TRA	2017	TR31601	COM COL REIMBURSEMENT ARS 15-1469-01		-	-
TRA	2017	TR31701	CORPORATE INCOME TAX TRANSFER		-	-
TRA	2017	TR31501	JUSTICE OF THE PEACE SALARIES		-	1,205,100
TOTAL AGENCY				\$	-	\$ 1,205,100
BOARD OF TAX APPEALS						
TXA	2016	TX10000	ADMIN ADJUSTMENT OPERATING LUMP SUM APPROPRIATION	\$	-	-
TXA	2017	TX10000	OPERATING LUMP SUM APPROPRIATION		-	266,400
TOTAL AGENCY				\$	-	\$ 266,400
TOTAL GENERAL GOVERNMENT				\$	36,928,554	\$ 433,726,477
HEALTH AND WELFARE						
COMMISSION OF AFRICAN-AMERICAN AFFAIRS						
AMA	2016	AM10000	ADMIN ADJUSTMENT OPERATING LUMP SUM	\$	-	-
AMA	2017	AM10000	OPERATING LUMP SUM		-	125,000
TOTAL AGENCY				\$	-	\$ 125,000
DEPARTMENT OF CHILD SAFETY						
CHA	2016	CH03	ADMIN ADJUSTMENT DCS ADOPTION SERVICES	\$	-	-
CHA	2016	CH07	ADMIN ADJUSTMENT DCS ATTORNEY GENERAL LEGAL SERVICES		-	-
CHA	2016	CH20	ADMIN ADJUSTMENT DCS CHILD CARE SUBSIDY		-	-
CHA	2016	CH04	ADMIN ADJUSTMENT DCS FOSTER CARE PLACEMENT		-	-
CHA	2016	CH15	ADMIN ADJUSTMENT DCS GENERAL COUNSEL		-	-
CHA	2016	CH09	ADMIN ADJUSTMENT DCS GRANDPARENT STIPENDS		-	-
CHA	2016	CH05	ADMIN ADJUSTMENT DCS INDEPENDENT LIVING MAINTENANCE		-	-
CHA	2016	CH11	ADMIN ADJUSTMENT DCS IN-HOME PREVENTIVE SUPPORT SERVICES		-	-
CHA	2016	CH14	ADMIN ADJUSTMENT DCS INSPECTIONS BUREAU		-	-
CHA	2016	CH18	ADMIN ADJUSTMENT DCS INTERNET CRIMES AGAINST CHILDREN		-	-
CHA	2016	CH12	ADMIN ADJUSTMENT DCS OUT-OF-HOME SUPPORT SERVICES		-	-
CHA	2016	CH13	ADMIN ADJUSTMENT DCS OVERTIME		-	-
CHA	2016	CH06	ADMIN ADJUSTMENT DCS PERMANENT GUARDIAN SUBSIDY		-	-
CHA	2016	CH10	ADMIN ADJUSTMENT DCS RECORDS RETENTION STAFF		-	-
CHA	2016	CH17	ADMIN ADJUSTMENT DCS RETENTION PAY		-	-
CHA	2016	CH19	ADMIN ADJUSTMENT DCS TRAINING RESOURCES		-	-
CHA	2016	CH02	ADMIN ADJUSTMENT EMERGENCY AND RESIDENTIAL PLACEMENT		-	-
CHA	2016	CHP1	BACKLOG PRIVATIZATION		2,700,000	-
CHA	2017	CHP1	BACKLOG PRIVATIZATION		-	2,700,000
CHA	2017	CHC1	DCS - CASEWORKERS		-	36,525,300
CHA	2017	CHD1	DCS - NEW CASE AIDES		-	2,500,000
CHA	2017	CHPS	DCS - PREVENTIVE SERVICES		-	4,000,000
CHA	2017	CH03	DCS ADOPTION SERVICES		-	75,965,800
CHA	2017	CH07	DCS ATTORNEY GENERAL LEGAL SERVICES		-	18,696,900
CHA	2017	CH20	DCS CHILD CARE SUBSIDY		-	7,000,000
CHA	2017	CH04	DCS FOSTER CARE PLACEMENT		-	30,187,500
CHA	2017	CH15	DCS GENERAL COUNSEL		-	156,100
CHA	2017	CH09	DCS GRANDPARENT STIPENDS		-	1,000,000

See accompanying notes to financial statements.

SUPPLEMENTAL APPROPRIATIONS, MID-YEAR REVERSIONS AND ADJUSTMENTS	NET APPROPRIATIONS	EXPENDITURES	LAPSED APPROPRIATION AUTHORITY	JUNE 30, 2017 CONTINUING APPROPRIATION AUTHORITY
\$ 1,600	\$ 7,112,000	\$ 7,112,000	\$ -	\$ -
\$ 193,177	\$ 193,177	\$ 193,177	\$ -	\$ -
2,730,600	2,730,600	2,730,600	-	-
2,823,600	2,823,600	2,823,600	-	-
-	1,205,100	889,294	315,806	-
\$ 5,747,377	\$ 6,952,477	\$ 6,636,671	\$ 315,806	\$ -
\$ 483	\$ 483	\$ 483	\$ -	\$ -
200	266,600	266,563	37	-
\$ 683	\$ 267,083	\$ 267,046	\$ 37	\$ -
\$ 16,484,342	\$ 487,139,373	\$ 448,410,245	\$ 4,494,108	\$ 34,235,020
\$ 2,935	\$ 2,935	\$ 2,935	\$ -	\$ -
-	125,000	119,922	5,078	-
\$ 2,935	\$ 127,935	\$ 122,857	\$ 5,078	\$ -
\$ 2,728,803	\$ 2,728,803	\$ 2,728,803	\$ -	\$ -
691,446	691,446	691,446	-	-
316,349	316,349	316,349	-	-
4,402,004	4,402,004	4,402,004	-	-
24,123	24,123	24,123	-	-
242,633	242,633	242,633	-	-
98,431	98,431	98,431	-	-
6,492,887	6,492,887	6,492,887	-	-
2,920	2,920	2,920	-	-
205,173	205,173	205,173	-	-
8,465,439	8,465,439	8,465,439	-	-
765,422	765,422	765,422	-	-
1,135,809	1,135,809	1,135,809	-	-
52,848	52,848	52,848	-	-
110,262	110,262	110,262	-	-
105,412	105,412	105,412	-	-
4,118,614	4,118,614	4,118,614	-	-
-	2,700,000	1,000,428	-	1,699,572
-	2,700,000	-	-	2,700,000
(325,800)	36,199,500	34,583,016	1,616,484	-
(9,600)	2,490,400	407,082	2,083,318	-
-	4,000,000	2,944,557	1,055,444	-
3,696,000	79,661,800	68,176,326	11,485,474	-
(96,300)	18,600,600	18,510,244	90,356	-
-	7,000,000	5,974,885	1,025,115	-
(3,800,000)	26,387,500	26,420,256	(32,756)	-
(600)	155,500	130,172	25,328	-
(459,000)	541,000	523,405	17,595	-

See accompanying notes to financial statements.

**STATE OF ARIZONA
GENERAL FUND
STATEMENT OF EXPENDITURES - APPROPRIATION TO ACTUAL
BUDGETARY (LEGAL) BASIS
FOR THE YEAR ENDED JUNE 30, 2017**

AGY	BFY	APCAT	APPROPRIATION NAME	JULY 1, 2016 CONTINUING APPROPRIATION AUTHORITY	GENERAL APPROPRIATIONS
CHA	2017	CH05	DCS INDEPENDENT LIVING MAINTENANCE	-	2,969,300
CHA	2017	CH11	DCS IN-HOME MITIGATION	-	15,794,000
CHA	2017	CH14	DCS INSPECTIONS BUREAU	-	1,335,900
CHA	2017	CH16	DCS OFFICE OF CHILD WELFARE INVESTIGATIONS	-	9,562,700
CHA	2017	CH01	DCS OPERATING LUMP SUM	-	57,969,100
CHA	2017	CH12	DCS OUT-OF-HOME SUPPORT SERVICES	-	56,933,200
CHA	2017	CH13	DCS OVERTIME	-	2,610,700
CHA	2017	CH06	DCS PERMANENT GUARDIAN SUBSIDY	-	10,573,900
CHA	2017	CH10	DCS RECORDS RETENTION STAFF	-	498,400
CHA	2017	CH17	DCS RETENTION PAY	-	1,707,000
CHA	2017	CH19	DCS TRAINING RESOURCES	-	150,000
CHA	2017	CH02	EMERGENCY AND RESIDENTIAL PLACEMENT	-	41,028,000
TOTAL AGENCY				\$ 2,700,000	\$ 379,863,800

DEPARTMENT OF ECONOMIC SECURITY

DEA	2017	DE0019	ACHIEVING A BETTER LIFE EXPERIENCE ACT PROGRAM	\$ -	\$ -
DEA	2016	DE61	ADMIN ADJUSTMENT ADULT SERVICES	-	-
DEA	2016	DE11	ADMIN ADJUSTMENT ATTORNEY GENERAL LEGAL SERVICES	-	-
DEA	2016	DE21	ADMIN ADJUSTMENT CASE MANAGEMENT-STATE ONLY	-	-
DEA	2016	DE64	ADMIN ADJUSTMENT COORDINATED HOMELESS PROGRAM	-	-
DEA	2016	DE33	ADMIN ADJUSTMENT COORDINATED HUNGER	-	-
DEA	2016	DED	ADMIN ADJUSTMENT DCS SPCL SUPPLEMENTAL APP	-	-
DEA	2016	DE20A	ADMIN ADJUSTMENT DDD OPERATING LUMP SUM	-	-
DEA	2016	DE00	ADMIN ADJUSTMENT DES OPERATING LUMP SUM	-	-
DEA	2016	DE65	ADMIN ADJUSTMENT DOMESTIC VIOLENCE PREVENTION	-	-
DEA	2016	DE22	ADMIN ADJUSTMENT HOME & COMMUNITY SERVICES - STATE ONLY	-	-
DEA	2016	DE54	ADMIN ADJUSTMENT JOBS	-	-
DEA	2016	DE52	ADMIN ADJUSTMENT REHABILITATION SERVICES	-	-
DEA	2017	DE61	ADULT SERVICES	-	7,924,100
DEA	2017	DE11	ATTORNEY GENERAL LEGAL SERVICES	-	1,229,000
DEA	2017	DE28	AZ TRAINING PROGRAM COOLIDGE-TITLE XIX	-	4,879,500
DEA	2017	DE21	CASE MANAGEMENT-STATE ONLY	-	3,912,700
DEA	2017	DE24	CASE MANAGEMENT-TITLE XIX	-	17,124,400
DEA	2017	DE64	COORDINATED HOMELESS PROGRAM	-	873,100
DEA	2017	DE33	COORDINATED HUNGER	-	1,254,600
DEA	2017	DE20A	DDD OPERATING LUMP SUM	-	14,752,600
DEA	2017	DE00	DES OPERATING LUMP SUM	-	78,488,700
DEA	2017	DE65	DOMESTIC VIOLENCE PREVENTION	-	3,383,000
DEA	2017	DE22	HOME & COMMUNITY SERVICES - STATE ONLY	-	16,793,400
DEA	2017	DE25	HOME AND COMMUNITY BASED SVC-TITLE XIX	-	306,649,800
DEA	2017	DE55	INDEPENDENT LIVING REHABILITATION SVCS	-	166,000
DEA	2017	DE26	INSTITUTIONAL SERVICES-TITLE XIX	-	6,967,400
DEA	2017	DE54	JOBS	-	300,000
DEA	2017	DE29	MEDICAL CLAWBACK	-	3,370,600
DEA	2017	DE27	MEDICAL SERVICES-TITLE XIX	-	50,960,900
DEA	2017	DE52	REHABILITATION SERVICES	-	6,594,400
DEA	2017	DE32	TRIBAL PASS-THRU FUNDING	-	4,680,300
TOTAL AGENCY				\$ -	\$ 530,304,500

ARIZONA HEALTH CARE COST CONTAINMENT SYSTEM

HCA	2016	HC14200	ADMIN ADJUSTMENT CHILDRENS REHABILITATIVE SERVICES	\$ -	\$ -
HCA	2016	HC28200	ADMIN ADJUSTMENT CHIP - SERVICES	-	-
HCA	2016	HC12032	ADMIN ADJUSTMENT DES ELIGIBILITY	-	-

See accompanying notes to financial statements.

SUPPLEMENTAL APPROPRIATIONS, MID-YEAR REVERSIONS AND ADJUSTMENTS	NET APPROPRIATIONS	EXPENDITURES	LAPSED APPROPRIATION AUTHORITY	JUNE 30, 2017 CONTINUING APPROPRIATION AUTHORITY
(705,000)	2,264,300	2,227,027	37,273	-
-	15,794,000	15,151,587	642,413	-
(8,900)	1,327,000	1,241,374	85,626	-
(53,600)	9,509,100	7,802,783	1,706,317	-
(171,300)	57,797,800	56,218,658	1,579,142	-
-	56,933,200	54,905,376	2,027,824	-
(16,800)	2,593,900	2,362,758	231,142	-
(832,000)	9,741,900	9,232,189	509,711	-
(1,500)	496,900	465,679	31,221	-
-	1,707,000	895,275	811,725	-
-	150,000	-	150,000	-
2,100,000	43,128,000	40,390,770	2,737,230	-
<u>\$ 29,274,175</u>	<u>\$ 411,837,975</u>	<u>\$ 379,522,421</u>	<u>\$ 27,915,982</u>	<u>\$ 4,399,572</u>

\$ 240,000	\$ 240,000	\$ -	\$ -	\$ 240,000
1,026,133	1,026,133	1,026,133	-	-
233,926	233,926	233,926	-	-
126,794	126,794	126,794	-	-
48,362	48,362	48,362	-	-
237,729	237,729	237,729	-	-
1,000,000	1,000,000	1,000,000	-	-
1,275,975	1,275,975	1,275,975	-	-
4,882,647	4,882,647	4,882,647	-	-
208,633	208,633	208,633	-	-
2,578,955	2,578,955	2,578,955	-	-
122,243	122,243	122,243	-	-
417,595	417,595	417,595	-	-
-	7,924,100	5,961,340	1,962,760	-
(7,100)	1,221,900	1,027,926	193,974	-
(25,100)	4,854,400	4,854,400	-	-
(19,000)	3,893,700	3,699,891	193,809	-
(86,200)	17,038,200	17,038,200	-	-
-	873,100	867,976	5,124	-
-	1,254,600	1,174,954	79,646	-
(36,800)	14,715,800	13,731,027	984,773	-
(212,400)	78,276,300	64,732,854	13,543,446	-
-	3,383,000	3,261,116	121,884	-
427,000	17,220,400	15,527,866	1,692,534	-
7,702,800	314,352,600	314,352,600	-	-
-	166,000	83,716	82,284	-
(6,500)	6,960,900	6,960,900	-	-
-	300,000	246,253	53,747	-
-	3,370,600	3,370,600	-	-
(9,000)	50,951,900	50,951,900	-	-
-	6,594,400	4,988,449	1,605,951	-
-	4,680,300	3,676,230	1,004,070	-
<u>\$ 20,126,692</u>	<u>\$ 550,431,192</u>	<u>\$ 528,667,190</u>	<u>\$ 21,524,002</u>	<u>\$ 240,000</u>

\$ 2,702,559	\$ 2,702,559	\$ 2,702,559	\$ -	\$ -
180	180	180	-	-
6,690,160	6,690,160	6,690,160	-	-

See accompanying notes to financial statements.

**STATE OF ARIZONA
GENERAL FUND
STATEMENT OF EXPENDITURES - APPROPRIATION TO ACTUAL
BUDGETARY (LEGAL) BASIS
FOR THE YEAR ENDED JUNE 30, 2017**

AGY	BFY	APCAT	APPROPRIATION NAME	JULY 1, 2016	
				CONTINUING APPROPRIATION AUTHORITY	GENERAL APPROPRIATIONS
HCA	2016	HC14071	ADMIN ADJUSTMENT DISPROPORTIONATE SHARE PAYMENTS	-	-
HCA	2016	HC11000	ADMIN ADJUSTMENT OPERATING LUMP SUM APPROPRIATION	-	-
HCA	2016	HC20018	ADMIN ADJUSTMENT PROP 204 AHCCCS ADMINISTRATION	-	-
HCA	2016	HC20032	ADMIN ADJUSTMENT PROP 204 DES ELIGIBILITY	-	-
HCA	2016	HC14300	ADMIN ADJUSTMENT PROPOSITION 204 SERVICES	-	-
HCA	2016	HC14073	ADMIN ADJUSTMENT RURAL HOSPITAL REIMBURSEMENT	-	-
HCA	2016	HC14400	ADMIN ADJUSTMENT TRADITIONAL MEDICAID SERVICES	-	-
HCA	2017	HC15000	ALTCS SERVICES	-	167,841,100
HCA	2017	HC20020	BHS PROPOSITION 204 ADMIN	-	1,777,800
HCA	2017	HC14200	CHILDRENS REHABILITATIVE SERVICES	-	84,937,900
HCA	2017	HC17300	CRISIS SERVICES	-	14,141,100
HCA	2017	HC12032	DES ELIGIBILITY	-	25,491,200
HCA	2017	HC14071	DISPROPORTIONATE SHARE PAYMENTS	-	272,200
HCA	2017	HC14510	MEDICAID BEHAVIORAL HEALTH ADULT EXPANSION SERVICES	-	831,900
HCA	2017	HC14420	MEDICAID BEHAVIORAL HEALTH CMDP	-	63,770,500
HCA	2017	HC14310	MEDICAID BEHAVIORAL HEALTH PROPOSITION 204 SERVICES	-	109,250,500
HCA	2017	HC14410	MEDICAID BEHAVIORAL HEALTH TRADITIONAL SERVICES	-	259,356,900
HCA	2017	HC17100	NON MEDICAID SERIOUSLY MENTALLY ILL SERVICES	-	78,846,900
HCA	2017	HC11000	OPERATING LUMP SUM APPROPRIATION	-	29,745,500
HCA	2017	HC20018	PROP 204 AHCCCS ADMINISTRATION	-	2,307,700
HCA	2017	HC20032	PROP 204 DES ELIGIBILITY	-	17,158,900
HCA	2017	HC14073	RURAL HOSPITAL REIMBURSEMENT	-	6,967,100
HCA	2017	HC17200	SUPPORTED HOUSING	-	5,324,800
HCA	2017	HC14400	TRADITIONAL MEDICAID SERVICES	-	883,058,800
TOTAL AGENCY				\$ -	\$ 1,751,080,800

DEPARTMENT OF HEALTH SERVICES

HSA	2016	HS20001	ADMIN ADJUSTMENT AGENCYWIDE OPERATING LUMP SUM APPN	\$ -	\$ -
HSA	2016	HS50060	ADMIN ADJUSTMENT AIDS REPORTING AND SURVEILLANCE	-	-
HSA	2016	HS71000	ADMIN ADJUSTMENT ARIZONA STATE HOSPITAL - OPERATING	-	-
HSA	2016	HS71002	ADMIN ADJUSTMENT ASH - SEXUALLY VIOLENT PERSONS	-	-
HSA	2016	HS42060	ADMIN ADJUSTMENT BREAST AND CERVICAL CANCER SCREENING	-	-
HSA	2016	HS50010	ADMIN ADJUSTMENT COUNTY TUBERCULOSIS PROVIDER CARE - CTL	-	-
HSA	2016	HS67300	ADMIN ADJUSTMENT CRISIS SERVICES	-	-
HSA	2016	HS43010	ADMIN ADJUSTMENT HIGH RISK PERINATAL SERVICES	-	-
HSA	2016	HS64070	ADMIN ADJUSTMENT NON MEDICAID SERIOUSLY MENTAL ILL SVS	-	-
HSA	2016	HS50910	ADMIN ADJUSTMENT NON RENAL DISEASE MANAGEMENT	-	-
HSA	2016	HS58050	ADMIN ADJUSTMENT POISON CONTROL CENTER FUNDING	-	-
HSA	2016	HS67320	ADMIN ADJUSTMENT SUPPORTED HOUSING	-	-
HSA	2017	HS42010	ADULT CYSTIC FIBROSIS	-	105,200
HSA	2017	HS20001	AGENCYWIDE OPERATING LUMP SUM APPN	-	19,333,600
HSA	2017	HS50060	AIDS REPORTING AND SURVEILLANCE	-	1,000,000
HSA	2017	HS50070	ALZHEIMER DISEASE RESEARCH	-	125,000
HSA	2017	HS71000	ARIZONA STATE HOSPITAL - OPERATING	-	54,468,263
HSA	2017	HS71002	ASH - SEXUALLY VIOLENT PERSONS	-	6,672,837
HSA	2017	HS42060	BREAST AND CERVICAL CANCER SCREENING	-	1,369,400
HSA	2017	HS50010	COUNTY TUBERCULOSIS PROVIDER CARE - CTL	-	590,700
HSA	2017	HS43010	HIGH RISK PERINATAL SERVICES	-	2,093,400
HSA	2015	HS42070	MIDDLE AND HIGH SCHOOL PREVENTION ED PRG	9,739	-
HSA	2017	HS50910	NON RENAL DISEASE MANAGEMENT	-	198,000
HSA	2017	HS58050	POISON CONTROL CENTER FUNDING	-	990,000
HSA	2004	HS21400	REG HA DEISPENSERS - AUDIOL PATHOL	62,243	-
HSA	2017	RELIEF	RELIEF	-	-

See accompanying notes to financial statements.

SUPPLEMENTAL APPROPRIATIONS, MID-YEAR REVERSIONS AND ADJUSTMENTS	NET APPROPRIATIONS	EXPENDITURES	LAPSED APPROPRIATION AUTHORITY	JUNE 30, 2017
				CONTINUING APPROPRIATION AUTHORITY
263,807	263,807	263,807	-	-
1,704,352	1,704,352	1,704,352	-	-
1,435,513	1,435,513	1,435,513	-	-
3,092,289	3,092,289	3,092,289	-	-
196,865	196,865	196,865	-	-
661,390	661,390	661,390	-	-
39,360,181	39,360,181	39,360,181	-	-
-	167,841,100	167,838,172	2,928	-
(1,777,800)	-	-	-	-
(513,800)	84,424,100	74,833,156	9,590,944	-
-	14,141,100	14,082,429	58,671	-
-	25,491,200	23,200,078	2,291,122	-
-	272,200	-	272,200	-
1,100,000	1,931,900	1,836,566	95,334	-
(9,000,000)	54,770,500	54,277,708	492,792	-
(6,100,000)	103,150,500	99,949,520	3,200,980	-
65,611,200	324,968,100	321,004,189	3,963,911	-
-	78,846,900	78,680,865	166,035	-
3,664,300	33,409,800	30,497,588	2,912,212	-
2,279,900	4,587,600	4,097,328	490,272	-
-	17,158,900	14,930,839	2,228,061	-
-	6,967,100	6,967,100	-	-
-	5,324,800	5,237,844	86,956	-
(55,403,200)	827,655,600	796,413,764	31,241,836	-
<u>\$ 55,967,897</u>	<u>\$ 1,807,048,697</u>	<u>\$ 1,749,954,440</u>	<u>\$ 57,094,256</u>	<u>\$ -</u>
\$ 978,260	\$ 978,260	\$ 978,260	\$ -	\$ -
5,647	5,647	5,647	-	-
1,082,436	1,082,436	1,082,436	-	-
352,588	352,588	352,588	-	-
322,739	322,739	322,739	-	-
49,903	49,903	49,903	-	-
215,046	215,046	215,046	-	-
194,387	194,387	194,387	-	-
567,509	567,509	567,509	-	-
151,404	151,404	151,404	-	-
161,828	161,828	161,828	-	-
117,543	117,543	117,543	-	-
-	105,200	105,200	-	-
(66,300)	19,267,300	18,111,814	1,155,486	-
-	1,000,000	963,257	36,743	-
-	125,000	125,000	-	-
(299,063)	54,169,200	51,790,247	2,378,953	-
(29,337)	6,643,500	6,251,949	391,551	-
-	1,369,400	896,082	473,318	-
-	590,700	500,270	90,430	-
-	2,093,400	1,856,788	236,612	-
-	9,739	-	-	9,739
-	198,000	-	198,000	-
-	990,000	990,000	-	-
-	62,243	-	62,243	-
1,870	1,870	1,870	-	-

See accompanying notes to financial statements.

**STATE OF ARIZONA
GENERAL FUND
STATEMENT OF EXPENDITURES - APPROPRIATION TO ACTUAL
BUDGETARY (LEGAL) BASIS
FOR THE YEAR ENDED JUNE 30, 2017**

AGY	BFY	APCAT	APPROPRIATION NAME	JULY 1, 2016 CONTINUING APPROPRIATION AUTHORITY	GENERAL APPROPRIATIONS
TOTAL AGENCY				\$ 71,982	\$ 86,946,400
GOVERNOR'S OFFICE ON TRIBAL RELATIONS					
IAA	2016	IA10000	ADMIN ADJUSTMENT OPERATING LUMP SUM APPROPRIATION	\$ -	\$ -
IAA	2017	IA10000	OPERATING LUMP SUM APPROPRIATION	-	57,400
TOTAL AGENCY				\$ -	\$ 57,400
DEPARTMENT OF VETERANS' SERVICES					
VSA	2016	VS30000	ADMIN ADJUSTMENT ARIZONA STATE VETERANS CEMETERIES	\$ -	\$ -
VSA	2016	VS21000	ADMIN ADJUSTMENT OPERATING LUMP SUM APPROPRIATION	-	-
VSA	2016	VS21200	ADMIN ADJUSTMENT VETERANS BENEFIT COUNSELING	-	-
VSA	2017	VS30000	ARIZONA STATE VETERANS CEMETERIES	-	928,000
VSA	2008	VS21403	MILITARY FAMILY RELIEF FUND	15,291	-
VSA	2017	VS21000	OPERATING LUMP SUM APPROPRIATION	-	2,316,100
VSA	2017	VS21200	VETERANS BENEFIT COUNSELING	-	2,833,700
TOTAL AGENCY				\$ 15,291	\$ 6,077,800
TOTAL HEALTH AND WELFARE				\$ 2,787,273	\$ 2,754,455,700
INSPECTION AND REGULATION					
RADIATION REGULATORY AGENCY					
AEA	2016	AE10000	ADMIN ADJUSTMENT OPERATING LUMP SUM APPROPRIATION	\$ -	\$ -
AEA	2017	AE30004	NUCLEAR EMERGENCY MANAGEMENT FUND	-	-
AEA	2017	AE10000	OPERATING LUMP SUM APPROPRIATION	-	775,300
TOTAL AGENCY				\$ -	\$ 775,300
DEPARTMENT OF AGRICULTURE					
AHA	2016	AH10003	ADMIN ADJUSTMENT ANIMAL DAMAGE CONTROL	\$ -	\$ -
AHA	2016	AH10000	ADMIN ADJUSTMENT OPERATING LUMP SUM APPROPRIATION	-	-
AHA	2017	AH10009	AG CONSULTING AND TRAINING PARI-MUTUEL	-	128,500
AHA	2017	AH10006	AGRICULTURAL EMPLOYMENT RELATIONS BOARD	-	23,300
AHA	2017	AH10003	ANIMAL DAMAGE CONTROL	-	65,000
AHA	2017	AH10011	OFFSITE NUCLEAR EMERGENCY RESPONSE PLANS	-	-
AHA	2017	AH10000	OPERATING LUMP SUM APPROPRIATION	-	8,781,200
AHA	2017	AH10005	RED IMPORTED FIRE ANT	-	23,200
TOTAL AGENCY				\$ -	\$ 9,021,200
DEPARTMENT OF FINANCIAL INSTITUTIONS					
BDA	2016	BD10000	ADMIN ADJUSTMENT OPERATING LUMP SUM APPROPRIATION	\$ -	\$ -
BDA	2017	BD10000	OPERATING LUMP SUM APPROPRIATION	-	2,995,400
TOTAL AGENCY				\$ -	\$ 2,995,400
ARIZONA COMMERCE AUTHORITY					
CAA	2017	CA10200	TRADE OFFICE- MEXICO CITY	\$ -	\$ 300,000
TOTAL AGENCY				\$ -	\$ 300,000
CORPORATION COMMISSION					
CCA	2016	CC10000	ADMIN ADJUSTMENT OPERATING LUMP SUM APPROPRIATION	\$ -	\$ -
CCA	2017	CC21600	DIVISION DATABASE REPLACEMENT	-	2,000,000
CCA	2017	CC10000	OPERATING LUMP SUM APPROPRIATION	-	614,200
CCA	2001	CC43000	RAILROAD WARNING SYSTEMS	47,510	-

See accompanying notes to financial statements.

SUPPLEMENTAL APPROPRIATIONS, MID-YEAR REVERSIONS AND ADJUSTMENTS	NET APPROPRIATIONS	EXPENDITURES	LAPSED APPROPRIATION AUTHORITY	JUNE 30, 2017 CONTINUING APPROPRIATION AUTHORITY
\$ 3,806,458	\$ 90,824,840	\$ 85,791,765	\$ 5,023,336	\$ 9,739
\$ 313	\$ 313	\$ 313	\$ -	\$ -
100	57,500	56,666	834	-
<u>\$ 413</u>	<u>\$ 57,813</u>	<u>\$ 56,980</u>	<u>\$ 834</u>	<u>\$ -</u>
\$ 10,090	\$ 10,090	\$ 10,090	\$ -	\$ -
18,787	18,787	18,787	-	-
15,125	15,125	15,125	-	-
(3,800)	924,200	913,889	10,311	-
-	15,291	-	-	15,291
(7,300)	2,308,800	2,272,431	36,369	-
(12,600)	2,821,100	2,690,557	130,543	-
<u>\$ 20,302</u>	<u>\$ 6,113,393</u>	<u>\$ 5,920,880</u>	<u>\$ 177,222</u>	<u>\$ 15,291</u>
<u>\$ 109,198,872</u>	<u>\$ 2,866,441,845</u>	<u>\$ 2,750,036,534</u>	<u>\$ 111,740,710</u>	<u>\$ 4,664,601</u>
\$ 1,758	\$ 1,758	\$ 1,758	\$ -	\$ -
789,663	789,663	789,663	-	-
(1,900)	773,400	771,746	1,654	-
<u>\$ 789,521</u>	<u>\$ 1,564,821</u>	<u>\$ 1,563,166</u>	<u>\$ 1,654</u>	<u>\$ -</u>
\$ 18,101	\$ 18,101	\$ 18,101	\$ -	\$ -
100,963	100,963	100,963	-	-
-	128,500	128,429	71	-
-	23,300	23,300	-	-
-	65,000	50,350	14,650	-
198,434	198,434	198,434	-	-
(56,900)	8,724,300	8,621,694	102,606	-
-	23,200	23,200	-	-
<u>\$ 260,597</u>	<u>\$ 9,281,797</u>	<u>\$ 9,164,470</u>	<u>\$ 117,327</u>	<u>\$ -</u>
\$ 12,241	\$ 12,241	\$ 12,241	\$ -	\$ -
(17,200)	2,978,200	2,912,785	65,415	-
<u>\$ (4,959)</u>	<u>\$ 2,990,441</u>	<u>\$ 2,925,026</u>	<u>\$ 65,415</u>	<u>\$ -</u>
\$ -	\$ 300,000	\$ 300,000	\$ -	\$ -
<u>\$ -</u>	<u>\$ 300,000</u>	<u>\$ 300,000</u>	<u>\$ -</u>	<u>\$ -</u>
\$ 767	\$ 767	\$ 767	\$ -	\$ -
-	2,000,000	250,000	-	1,750,000
(2,600)	611,600	608,932	2,668	-
-	47,510	-	-	47,510

See accompanying notes to financial statements.

**STATE OF ARIZONA
GENERAL FUND
STATEMENT OF EXPENDITURES - APPROPRIATION TO ACTUAL
BUDGETARY (LEGAL) BASIS
FOR THE YEAR ENDED JUNE 30, 2017**

AGY	BFY	APCAT	APPROPRIATION NAME	JULY 1, 2016 CONTINUING APPROPRIATION AUTHORITY	GENERAL APPROPRIATIONS
TOTAL AGENCY				\$ 47,510	\$ 2,614,200
DEPARTMENT OF GAMING					
GMA	2017	GM22060	ARIZONA BREEDERS AWARD	\$ -	\$ -
GMA	2017	GM12391	COUNTY FAIR LIVESTOCK AND AGRICULTURAL	-	1,779,500
TOTAL AGENCY				\$ -	\$ 1,779,500
OCCUPATIONAL SAFETY AND HEALTH					
IBA	2012	IB10000	OPERATING LUMP SUM APPROPRIATION	\$ 8,293	\$ -
TOTAL AGENCY				\$ 8,293	\$ -
INDUSTRIAL COMMISSION OF ARIZONA					
ICA	2017	IC10012	OCCUPATIONAL SAFETY AND HEALTH APPROPRIATION	\$ -	\$ -
TOTAL AGENCY				\$ -	\$ -
DEPARTMENT OF INSURANCE					
IDA	2016	ID10000	ADMIN ADJUSTMENT OPERATING LUMP SUM APPROPRIATION	\$ -	\$ -
IDA	2017	ID10000	OPERATING LUMP SUM APPROPRIATION	-	5,856,000
TOTAL AGENCY				\$ -	\$ 5,856,000
STATE MINE INSPECTOR					
MIA	2017	MI89999	ABANDONED MINES SAFETY FUND DEPOSIT	\$ -	\$ 194,700
MIA	2016	MI89999	ADMIN ADJUSTMENT ABANDONED MINES SAFETY FUND DEPOSIT	-	-
MIA	2016	MI10000	ADMIN ADJUSTMENT OPERATING LUMP SUM APPROPRIATION	-	-
MIA	2017	MI10000	OPERATING LUMP SUM APPROPRIATION	-	1,020,500
TOTAL AGENCY				\$ -	\$ 1,215,200
DEPARTMENT OF FIRE, BUILDING AND LIFE SAFETY					
MMA	2016	MM10000	ADMIN ADJUSTMENT OPERATING LUMP SUM APPROPRIATION	\$ -	\$ -
TOTAL AGENCY				\$ -	\$ -
REAL ESTATE DEPARTMENT					
REA	2016	RE10000	ADMIN ADJUSTMENT OPERATING LUMP SUM APPROPRIATION	\$ -	\$ -
REA	2017	RE10000	OPERATING LUMP SUM APPROPRIATION	-	3,004,000
TOTAL AGENCY				\$ -	\$ 3,004,000
DEPARTMENT OF WEIGHTS AND MEASURES					
WMA	2016	WM20000	ADMIN ADJUSTMENT GENERAL SERVICES	\$ -	\$ -
TOTAL AGENCY				\$ -	\$ -
TOTAL INSPECTION AND REGULATION				\$ 55,803	\$ 27,560,800
EDUCATION					
ARIZONA STATE UNIVERSITY					
ASA	2017	AS10500	BIOMEDICAL INFORMATICS	\$ -	\$ 2,791,900
ASA	2017	AS18000	DOWNTOWN PHOENIX CAMPUS	-	13,492,100
ASA	2017	AS10000	OPERATING LUMP SUM APPROPRIATION - MAIN	-	214,019,600
ASA	2017	AS12000	OPERATING LUMP SUM APPROPRIATION-EAST	-	21,574,400
ASA	2017	AS14000	OPERATING LUMP SUM APPROPRIATION-WEST	-	29,176,300
ASA	2017	AS40000	RESEARCH INFRASTRUCTURE LEASE-PURCH PYMT	-	-

See accompanying notes to financial statements.

SUPPLEMENTAL APPROPRIATIONS, MID-YEAR REVERSIONS AND ADJUSTMENTS	NET APPROPRIATIONS	EXPENDITURES	LAPSED APPROPRIATION AUTHORITY	JUNE 30, 2017 CONTINUING APPROPRIATION AUTHORITY
\$ (1,833)	\$ 2,659,877	\$ 859,699	\$ 2,668	\$ 1,797,510
\$ 200,000	\$ 200,000	\$ 200,000	\$ -	\$ -
-	1,779,500	1,779,500	-	-
<u>\$ 200,000</u>	<u>\$ 1,979,500</u>	<u>\$ 1,979,500</u>	<u>\$ -</u>	<u>\$ -</u>
\$ (8,293)	-	-	-	-
<u>\$ (8,293)</u>	<u>-</u>	<u>-</u>	<u>-</u>	<u>-</u>
\$ 8,293	8,293	-	-	8,293
<u>\$ 8,293</u>	<u>8,293</u>	<u>-</u>	<u>-</u>	<u>8,293</u>
\$ 38,277	38,277	38,277	-	-
(31,700)	5,824,300	5,039,835	784,465	-
<u>\$ 6,577</u>	<u>\$ 5,862,577</u>	<u>\$ 5,078,112</u>	<u>\$ 784,465</u>	<u>\$ -</u>
\$ -	194,700	159,896	34,804	-
586	586	586	-	-
15,142	15,142	15,142	-	-
(2,700)	1,017,800	996,817	20,983	-
<u>\$ 13,028</u>	<u>\$ 1,228,228</u>	<u>\$ 1,172,442</u>	<u>\$ 55,786</u>	<u>\$ -</u>
\$ 149	149	149	-	-
<u>\$ 149</u>	<u>149</u>	<u>149</u>	<u>-</u>	<u>-</u>
\$ 109,931	109,931	109,931	-	-
(9,100)	2,994,900	2,344,319	650,581	-
<u>\$ 100,831</u>	<u>\$ 3,104,831</u>	<u>\$ 2,454,250</u>	<u>\$ 650,581</u>	<u>\$ -</u>
\$ 785	785	785	-	-
<u>\$ 785</u>	<u>785</u>	<u>785</u>	<u>-</u>	<u>-</u>
<u>\$ 1,364,697</u>	<u>\$ 28,981,300</u>	<u>\$ 25,497,600</u>	<u>\$ 1,677,897</u>	<u>\$ 1,805,803</u>
\$ 8,500	2,800,400	2,800,400	-	-
844,900	14,337,000	14,337,000	-	-
2,221,600	216,241,200	216,241,200	-	-
31,700	21,606,100	21,606,100	-	-
46,300	29,222,600	29,222,600	-	-
10,273,300	10,273,300	10,273,285	-	15

See accompanying notes to financial statements.

**STATE OF ARIZONA
GENERAL FUND
STATEMENT OF EXPENDITURES - APPROPRIATION TO ACTUAL
BUDGETARY (LEGAL) BASIS
FOR THE YEAR ENDED JUNE 30, 2017**

AGY	BFY	APCAT	APPROPRIATION NAME	JULY 1, 2016 CONTINUING APPROPRIATION AUTHORITY	GENERAL APPROPRIATIONS
ASA	2017	AS12001	RESEARCH INFRASTRUCTURE LPP-POLYTECHNIC	-	-
ASA	2017	AS10600	SCHOOL OF CIVIC AND ECONOMIC THOUGHT AND LEADERSHIP	-	3,000,000
TOTAL AGENCY				\$ -	\$ 284,054,300
BOARD OF REGENTS					
BRA	2017	BR70000	ARIZONA TEACHERS INCENTIVE PROGRAM	-	90,000
BRA	2017	BR60000	AZ TRANSFER ARTICULATION SUPPORT SYSTEM	-	213,700
BRA	2017	BR56000	CAPITAL IMPROVEMENT	-	19,000,000
BRA	2017	BR20000	OPERATING LUMP SUM APPROPRIATION	-	2,352,500
BRA	2017	BR74000	PERFORMANCE FUNDING	-	5,000,000
BRA	2017	BR40000	STUDENT FINANCIAL ASSISTANCE	-	10,041,200
BRA	2017	BR11000	WESTERN INTERSTATE COMMISSION OFFICE	-	141,000
BRA	2017	BR12000	WICHE STUDENT SUBSIDIES	-	4,090,000
TOTAL AGENCY				\$ -	\$ 40,928,400
STATE BOARD FOR CHARTER SCHOOLS					
CSA	2016	CS10000	ADMIN ADJUSTMENT OPERATING LUMP SUM APPROPRIATION	-	-
CSA	2017	CS10000	OPERATING LUMP SUM APPROPRIATION	-	1,194,100
TOTAL AGENCY				\$ -	\$ 1,194,100
BOARD OF EDUCATION					
EBA	2016	EB10000	ADMIN ADJUSTMENT OPERATING LUMP SUM	-	-
EBA	2017	EB10000	OPERATING LUMP SUM	-	1,325,200
TOTAL AGENCY				\$ -	\$ 1,325,200
DEPARTMENT OF EDUCATION					
EDA	2015	ED16850	ACCNTABILITY-SCH SAFETY PROP301	1,202	-
EDA	2016	ED16850	ACCNTABILITY-SCH SAFETY PROP301	1,425,686	-
EDA	2017	ED16850	ACCNTABILITY-SCH SAFETY PROP301	-	-
EDA	2017	ED13950	ACHIEVEMENT TESTING	-	9,422,400
EDA	2014	ED13900	ACHIEVEMENT TESTING - PROP 301	2,229	-
EDA	2015	ED13900	ACHIEVEMENT TESTING - PROP 301	985,529	-
EDA	2016	ED13900	ACHIEVEMENT TESTING - PROP 301	7,000,000	-
EDA	2017	ED13900	ACHIEVEMENT TESTING - PROP 301	-	7,000,000
EDA	2017	ED16102	ADDITIONAL FORMULA COSTS	-	-
EDA	2017	ED16140	ADDITIONAL FUNDING	-	-
EDA	2017	ED16855	ADDITIONAL SCHOOL DAYS-PROP301	-	-
EDA	2017	ED16240	ADDITIONAL STATE AID - 1 PERCENT CAP	-	7,380,300
EDA	2017	ED16200	ADDITIONAL STATE AID TO SCHOOLS	-	391,456,100
EDA	2016	ED16350	ADMIN ADJUSTMENT OTHER STATE AID TO DISTRICTS	-	-
EDA	2016	ED16550	ADMIN ADJUSTMENT SPECIAL EDUCATION FUND	-	-
EDA	2017	ED12350	ADULT EDUCATION	-	4,500,000
EDA	2017	ED12390	ALTERNATIVE TEACHER DEVELOPMENT PROGRAM	-	500,000
EDA	2017	ED12248	ARIZONA STRUCTURED ENGLISH IMMERSION	-	4,960,400
EDA	2017	ED16120	BASIC STATE AID DEFERRED PAYMENT	-	-
EDA	2017	ED16100	BASIC STATE AID ENTITLEMENT	-	2,573,336,300
EDA	2016	ED16854	CHARACTER EDUCATION - PROP 301	90,547	-
EDA	2017	ED16854	CHARACTER EDUCATION - PROP 301	-	-
EDA	2017	ED16150	CURRENT YEAR FUNDING BACKFILL	-	31,000,000
EDA	2017	ED12144	ENGLISH LEARNER ADMINISTRATION	-	6,507,900
EDA	2005	ED12136	ENGLISH LEARNER TEACHER	238,363	-
EDA	2017	ED16360	FORMER DISTRICT-SPONSORED CHARTER SCHOOLS	-	1,148,000

See accompanying notes to financial statements.

SUPPLEMENTAL APPROPRIATIONS, MID-YEAR REVERSIONS AND ADJUSTMENTS	NET APPROPRIATIONS	EXPENDITURES	LAPSED APPROPRIATION AUTHORITY	JUNE 30, 2017 CONTINUING APPROPRIATION AUTHORITY
917,000	917,000	917,000	-	-
-	3,000,000	3,000,000	-	-
<u>\$ 14,343,300</u>	<u>\$ 298,397,600</u>	<u>\$ 298,397,585</u>	<u>\$ -</u>	<u>\$ 15</u>
-	90,000	90,000	-	-
-	213,700	213,700	-	-
-	19,000,000	19,000,000	-	-
-	2,352,500	2,352,458	42	-
-	5,000,000	5,000,000	-	-
-	10,041,200	10,041,200	-	-
4,000	145,000	145,000	-	-
(4,000)	4,086,000	4,086,000	-	-
<u>\$ -</u>	<u>\$ 40,928,400</u>	<u>\$ 40,928,358</u>	<u>\$ 42</u>	<u>\$ -</u>
13,044	13,044	13,044	-	-
(8,900)	1,185,200	997,371	187,829	-
<u>\$ 4,144</u>	<u>\$ 1,198,244</u>	<u>\$ 1,010,415</u>	<u>\$ 187,829</u>	<u>\$ -</u>
82,879	82,879	82,879	-	-
(231,200)	1,094,000	842,226	251,774	-
<u>\$ (148,321)</u>	<u>\$ 1,176,879</u>	<u>\$ 925,105</u>	<u>\$ 251,774</u>	<u>\$ -</u>
-	1,202	1,202	-	-
-	1,425,686	1,425,686	-	-
7,800,000	7,800,000	5,271,623	-	2,528,377
(1,600)	9,420,800	9,420,800	-	-
-	2,229	2,229	-	-
-	985,529	985,529	-	-
-	7,000,000	5,270,556	-	1,729,444
-	7,000,000	-	-	7,000,000
17,081,200	17,081,200	17,081,200	-	-
50,000,000	50,000,000	50,000,000	-	-
86,280,500	86,280,500	86,280,500	-	-
-	7,380,300	7,380,300	-	-
-	391,456,100	389,850,403	1,605,697	-
212,672	212,672	212,672	-	-
15,400	15,400	15,400	-	-
(1,800)	4,498,200	4,498,200	-	-
-	500,000	500,000	-	-
-	4,960,400	4,960,400	-	-
930,727,700	930,727,700	930,727,700	-	-
-	2,573,336,300	2,569,714,915	3,621,385	-
-	90,547	46,556	-	43,991
200,000	200,000	194,830	-	5,170
-	31,000,000	31,000,000	-	-
(12,900)	6,495,000	6,495,000	-	-
-	238,363	238,363	-	-
-	1,148,000	1,148,000	-	-

See accompanying notes to financial statements.

**STATE OF ARIZONA
GENERAL FUND
STATEMENT OF EXPENDITURES - APPROPRIATION TO ACTUAL
BUDGETARY (LEGAL) BASIS
FOR THE YEAR ENDED JUNE 30, 2017**

AGY	BFY	APCAT	APPROPRIATION NAME	JULY 1, 2016	
				CONTINUING APPROPRIATION AUTHORITY	GENERAL APPROPRIATIONS
EDA	2017	ED13180	GEOGRAPHIC LITERACY	-	100,000
EDA	2017	ED12380	JTED SOFT CAPITAL AND EQUIPMENT	-	1,000,000
EDA	2017	ED11100	OPERATING LUMP SUM APPROPRIATION - ADMIN	-	8,739,400
EDA	2017	ED10000	OPERATING LUMP SUM APPROPRIATION-ST BD	-	-
EDA	2017	ED16350	OTHER STATE AID TO DISTRICTS	-	983,900
EDA	2010	ED16853	SCHOOL ACCOUNTABILITY FUND - PROP 301	89,679	-
EDA	2015	ED13480	SCHOOL SAFETY PROGRAM	59,311	-
EDA	2016	ED13480	SCHOOL SAFETY PROGRAM	1,312,197	-
EDA	2017	ED13480	SCHOOL SAFETY PROGRAM	-	3,646,500
EDA	2017	ED16550	SPECIAL EDUCATION FUND	-	32,242,100
EDA	2017	ED14400	STATE BLOCK GRT FOR VOCATIONAL EDUCATION	-	11,560,900
EDA	2017	AA99999	SWEEPS	-	24,700
TOTAL AGENCY				\$ 11,204,743	\$ 3,095,508,900
ARIZONA HISTORICAL SOCIETY					
HIA	2017	HI80000	ARIZONA EXPERIENCE MUSEUM	\$ -	\$ 428,300
HIA	2017	HI60000	FIELD SERVICES AND GRANTS	-	66,000
HIA	2017	HI10001	OPERATING LUMP SUM APPROPRIATION	-	2,118,500
HIA	2017	HI50000	PAPAGO PARK MUSEUM	-	544,400
TOTAL AGENCY				\$ -	\$ 3,157,200
NORTHERN ARIZONA UNIVERSITY					
NAA	2017	NA24200	MEDICAL RESEARCH FND BIO TECHNOLOGY	\$ -	\$ -
NAA	2017	NA30000	NAU - YUMA	-	3,066,600
NAA	2017	NA10000	OPERATING LUMP SUM APPROPRIATION	-	88,102,000
NAA	2017	NA24000	RESEARCH INFRASTRUCTURE LEASE-PURCH PYMT	-	-
NAA	2017	NA23100	TEACHER TRAINING	-	2,290,600
TOTAL AGENCY				\$ -	\$ 93,459,200
COMMISSION FOR POSTSECONDARY EDUCATION					
PEA	2017	PE93000	LEVERAGING EDUCATIONAL ASSISTANCE PRTSHP	\$ -	\$ 1,220,800
PEA	2017	PE92000	MATH AND SCIENCE TEACHER INITIATIVE	-	176,000
TOTAL AGENCY				\$ -	\$ 1,396,800
PRESCOTT HISTORICAL SOCIETY OF ARIZONA					
PHA	2016	PH10000	ADMIN ADJUSTMENT OPERATING LUMP SUM APPROPRIATION	\$ -	\$ -
PHA	2017	PH10000	OPERATING LUMP SUM APPROPRIATION	-	825,800
TOTAL AGENCY				\$ -	\$ 825,800
ARIZONA STATE SCHOOLS FOR THE DEAF AND THE BLIND					
SDA	2016	SD30500	ADMIN ADJUSTMENT ADMIN-STATEWIDE	\$ -	\$ -
SDA	2016	SD20000	ADMIN ADJUSTMENT PHOENIX DAY SCHOOL FOR THE DEAF	-	-
SDA	2016	SD40000	ADMIN ADJUSTMENT PRESCHOOL-OUTREACH PROGRAMS	-	-
SDA	2016	SD30000	ADMIN ADJUSTMENT REGIONAL COOPERATIVES	-	-
SDA	2016	SD20500	ADMIN ADJUSTMENT SCHOOL BUS REPLACEMENT	-	-
SDA	2016	SD10000	ADMIN ADJUSTMENT TUCSON CAMPUS	-	-
SDA	2017	SD30500	ADMIN-STATEWIDE	-	4,152,100
SDA	2017	SD20000	PHOENIX DAY SCHOOL FOR THE DEAF	-	3,806,700
SDA	2017	SD40000	PRESCHOOL-OUTREACH PROGRAMS	-	2,172,100
SDA	2017	SD30000	REGIONAL COOPERATIVES	-	821,900
SDA	2017	SD20500	SCHOOL BUS REPLACEMENT	-	738,000
SDA	2017	SD10000	TUCSON CAMPUS	-	9,905,600

See accompanying notes to financial statements.

SUPPLEMENTAL APPROPRIATIONS, MID-YEAR REVERSIONS AND ADJUSTMENTS	NET APPROPRIATIONS	EXPENDITURES	LAPSED APPROPRIATION AUTHORITY	JUNE 30, 2017 CONTINUING APPROPRIATION AUTHORITY
-	100,000	100,000	-	-
-	1,000,000	1,000,000	-	-
(65,500)	8,673,900	8,673,900	-	-
231,200	231,200	231,200	-	-
-	983,900	-	983,900	-
-	89,679	89,679	-	-
-	59,311	59,311	-	-
-	1,312,197	1,312,197	-	-
(900)	3,645,600	2,742,387	-	903,213
-	32,242,100	32,242,100	-	-
15,400	11,576,300	11,576,300	-	-
-	24,700	24,700	-	-
<u>\$ 1,092,481,372</u>	<u>\$ 4,199,195,016</u>	<u>\$ 4,180,773,840</u>	<u>\$ 6,210,982</u>	<u>\$ 12,210,194</u>
\$ -	\$ 428,300	\$ 428,300	\$ -	\$ -
-	66,000	66,000	-	-
(4,400)	2,114,100	2,114,100	-	-
(1,600)	542,800	542,800	-	-
<u>\$ (6,000)</u>	<u>\$ 3,151,200</u>	<u>\$ 3,151,200</u>	<u>\$ -</u>	<u>\$ -</u>
\$ 3,000,000	\$ 3,000,000	\$ 3,000,000	\$ -	\$ -
(700)	3,065,900	3,065,900	-	-
521,700	88,623,700	88,623,700	-	-
4,246,800	4,246,800	4,246,800	-	-
-	2,290,600	2,290,600	-	-
<u>\$ 7,767,800</u>	<u>\$ 101,227,000</u>	<u>\$ 101,227,000</u>	<u>\$ -</u>	<u>\$ -</u>
\$ -	\$ 1,220,800	\$ 1,220,800	\$ -	\$ -
-	176,000	176,000	-	-
<u>\$ -</u>	<u>\$ 1,396,800</u>	<u>\$ 1,396,800</u>	<u>\$ -</u>	<u>\$ -</u>
\$ 18,380	\$ 18,380	\$ 18,380	\$ -	\$ -
(1,300)	824,500	805,934	18,566	-
<u>\$ 17,080</u>	<u>\$ 842,880</u>	<u>\$ 824,314</u>	<u>\$ 18,566</u>	<u>\$ -</u>
\$ 3,573	\$ 3,573	\$ 3,573	\$ -	\$ -
367,697	367,697	367,697	-	-
54,474	54,474	54,474	-	-
166	166	166	-	-
13	13	13	-	-
526,312	526,312	526,312	-	-
82,445	4,234,545	4,195,805	38,740	-
260,160	4,066,860	3,460,255	606,605	-
(22,733)	2,149,367	2,116,947	32,420	-
(758,602)	63,298	61,037	2,261	-
-	738,000	507,280	230,720	-
220,430	10,126,030	9,826,849	299,181	-

See accompanying notes to financial statements.

**STATE OF ARIZONA
GENERAL FUND
STATEMENT OF EXPENDITURES - APPROPRIATION TO ACTUAL
BUDGETARY (LEGAL) BASIS
FOR THE YEAR ENDED JUNE 30, 2017**

AGY	BFY	APCAT	APPROPRIATION NAME	JULY 1, 2016 CONTINUING APPROPRIATION AUTHORITY		GENERAL APPROPRIATIONS
TOTAL AGENCY				\$	-	\$ 21,596,400
SCHOOL FACILITIES BOARD						
SFA	2016	SF10000	ADMIN ADJUSTMENT OPERATING LUMP SUM APPROPRIATION	\$	-	-
SFA	2017	SF10006	BUILDING RENEWAL GRANT		-	31,667,900
SFA	2017	SF10001	NEW SCHOOL CONSTRUCTION		-	24,253,200
SFA	2017	SF20000	NEW SCHOOL FACILITIES DEBT SERVICE		-	170,006,600
SFA	2017	SF10000	OPERATING LUMP SUM APPROPRIATION		-	1,672,500
SFA	2017	SF35000	PUBLIC SCHOOL CREDIT ENHANCEMENT TRANSACTION COSTS		-	-
TOTAL AGENCY				\$	-	\$ 227,600,200
UNIVERSITY OF ARIZONA						
UAA	2017	UA50000	AGRICULTURE	\$	-	\$ 28,240,300
UAA	2017	UA55000	ARIZONA COOPERATIVE EXTENSION		-	14,317,700
UAA	2017	UA88000	CLINICAL RURAL ROTATION		-	350,500
UAA	2017	UA82000	CLINICAL TEACHING SUPPORT		-	8,484,400
UAA	2017	UA58000	FREEDOM CENTER		-	2,500,000
UAA	2017	UA31000	LIVER RESEARCH INSTITUTE		-	450,600
UAA	2017	UA80000	OPERATING LUMP SUM APPROPRIATION - HSC		-	34,838,000
UAA	2017	UA40000	OPERATING LUMP SUM APPROPRIATION - MAIN		-	124,420,900
UAA	2017	UA89000	PHOENIX MEDICAL CAMPUS		-	22,667,200
UAA	2017	UA49000	RESEARCH INFRASTRUCTURE FACILITIES		-	-
UAA	2017	UA70000	SIERRA VISTA CAMPUS		-	2,482,200
UAA	2017	UA85000	TELEMEDICINE NETWORK		-	1,838,500
TOTAL AGENCY				\$	-	\$ 240,590,300
TOTAL EDUCATION				\$	11,204,743	\$ 4,011,636,800
PROTECTION AND SAFETY						
DEPARTMENT OF CORRECTIONS						
DCA	2016	DC71012	ADMIN ADJUSTMENT INMATE HEALTH CARE CONTRACTED SERVICES	\$	-	-
DCA	2015	DC70000	ADMIN ADJUSTMENT OPERATING LUMP SUM APPROPRIATION		-	-
DCA	2016	DC70000	ADMIN ADJUSTMENT OPERATING LUMP SUM APPROPRIATION		-	-
DCA	2016	DC71002	ADMIN ADJUSTMENT PRIVATE PRISON PER DIEM		-	-
DCA	2017	DC71012	INMATE HEALTH CARE CONTRACTED SERVICES		-	135,637,100
DCA	2017	DC70000	OPERATING LUMP SUM APPROPRIATION		-	773,800,200
DCA	2017	DC71002	PRIVATE PRISON PER DIEM		-	143,120,900
DCA	2017	RELIEF	RELIEF		-	-
TOTAL AGENCY				\$	-	\$ 1,052,558,200
DEPARTMENT OF JUVENILE CORRECTIONS						
DJA	2016	DJ10000	ADMIN ADJUSTMENT OPERATING LUMP SUM APPROPRIATION	\$	-	-
DJA	2017	DJ10000	OPERATING LUMP SUM APPROPRIATION		-	24,484,600
TOTAL AGENCY				\$	-	\$ 24,484,600
DEPARTMENT OF EMERGENCY AND MILITARY AFFAIRS						
MAA	2017	MA10003	ADEM MATCHING FUND	\$	-	\$ 1,540,900
MAA	2016	MA10000	ADMIN ADJUSTMENT ADMINISTRATION		-	-
MAA	2017	MA10000	ADMINISTRATION		-	1,819,200
MAA	2015	MA11000	DISASTER DECLARATION		1,782,086	-
MAA	2016	MA11000	DISASTER DECLARATION		300,000	-

See accompanying notes to financial statements.

SUPPLEMENTAL APPROPRIATIONS, MID-YEAR REVERSIONS AND ADJUSTMENTS		NET APPROPRIATIONS	EXPENDITURES	LAPSED APPROPRIATION AUTHORITY	JUNE 30, 2017 CONTINUING APPROPRIATION AUTHORITY
\$ 733,935	\$ 22,330,335	\$ 21,120,407	\$ 1,209,927	\$ -	
\$ 32,716	\$ 32,716	\$ 32,716	\$ -	\$ -	
-	31,667,900	31,667,900	-	-	
-	24,253,200	24,253,200	-	-	
-	170,006,600	170,006,600	-	-	
(5,800)	1,666,700	1,502,248	164,452	-	
500,000	500,000	500,000	-	-	
\$ 526,916	\$ 228,127,116	\$ 227,962,663	\$ 164,452	\$ -	
\$ 2,871,446	\$ 31,111,746	\$ 31,111,746	\$ -	\$ -	
280,884	14,598,584	14,598,584	-	-	
5,800	356,300	356,300	-	-	
205,195	8,689,595	8,689,595	-	-	
-	2,500,000	2,500,000	-	-	
(10,500)	440,100	440,100	-	-	
5,937,352	40,775,352	40,775,352	-	-	
(7,812,100)	116,608,800	116,608,800	-	-	
589,000	23,256,200	23,256,200	-	-	
13,978,400	13,978,400	13,978,400	-	-	
1,024,823	3,507,023	3,507,023	-	-	
(169,500)	1,669,000	1,669,000	-	-	
\$ 16,900,800	\$ 257,491,100	\$ 257,491,100	\$ -	\$ -	
\$ 1,132,621,026	\$ 5,155,462,569	\$ 5,135,208,788	\$ 8,043,572	\$ 12,210,209	
\$ 8,262,364	\$ 8,262,364	\$ 8,262,364	\$ -	\$ -	
166	166	166	-	-	
6,097,287	6,097,287	6,097,287	-	-	
413,065	413,065	413,065	-	-	
(4,500,000)	131,137,100	128,832,125	2,304,975	-	
4,624,400	778,424,600	768,927,869	9,496,731	-	
(6,000,000)	137,120,900	131,091,409	6,029,491	-	
6,946	6,946	6,946	-	-	
\$ 8,904,229	\$ 1,061,462,429	\$ 1,043,631,232	\$ 17,831,197	\$ -	
\$ 670,979	\$ 670,979	\$ 670,979	\$ -	\$ -	
(304,200)	24,180,400	22,672,645	1,507,755	-	
\$ 366,779	\$ 24,851,379	\$ 23,343,625	\$ 1,507,755	\$ -	
\$ -	\$ 1,540,900	\$ 1,540,900	\$ -	\$ -	
12,416	12,416	12,416	-	-	
(6,700)	1,812,500	1,804,203	8,297	-	
-	1,782,086	-	-	1,782,086	
(300,000)	-	-	-	-	

See accompanying notes to financial statements.

**STATE OF ARIZONA
GENERAL FUND
STATEMENT OF EXPENDITURES - APPROPRIATION TO ACTUAL
BUDGETARY (LEGAL) BASIS
FOR THE YEAR ENDED JUNE 30, 2017**

AGY	BFY	APCAT	APPROPRIATION NAME	JULY 1, 2016 CONTINUING APPROPRIATION AUTHORITY	GENERAL APPROPRIATIONS
MAA	2017	MA11000	DISASTER DECLARATION	-	-
MAA	2017	MA10001	EMERGENCY MANAGEMENT	-	727,300
MAA	2008	MA25005	FEDRUARY 2005 WINTER STORMS	16,813	-
MAA	2012	MA25005	FEDRUARY 2005 WINTER STORMS	32,972	-
MAA	2008	MA80100	HAZARD MATERIAL CONTINGENCY	1,897	-
MAA	2012	MA20102	JANUARY 2010 WINTER STORM	40,484	-
MAA	2017	MA10004	MILITARY AFFAIRS	-	1,324,400
MAA	2015	MA10015	MILITARY AFFAIRS COMMISSION	33,683	-
MAA	2016	MA10015	MILITARY AFFAIRS COMMISSION	30,376	-
MAA	2017	MA10015	MILITARY AFFAIRS COMMISSION	-	-
MAA	2011	MA11001	SCHULTZ FIRE POST-FIRE FLOOD	64,261	-
MAA	2016	MA10005	SERVICE CONTRACTS	745,283	-
MAA	2017	MA10005	SERVICE CONTRACTS	-	1,700,000
TOTAL AGENCY				\$ 3,047,855	\$ 7,111,800
BOARD OF EXECUTIVE CLEMENCY					
PPA	2017	PP10000	OPERATING LUMP SUM APPROPRIATION	-	956,000
TOTAL AGENCY				\$ -	\$ 956,000
DEPARTMENT OF PUBLIC SAFETY					
PSA	2017	PS64500	ACTIC	-	750,000
PSA	2016	PS64500	ADMIN ADJUSTMENT ACTIC	-	-
PSA	2016	PS63000	ADMIN ADJUSTMENT GIITEM	-	-
PSA	2017	PS64800	BORDER STRIKE TASK FORCE LOCAL SUPPORT	-	1,261,700
PSA	2017	PS64700	BORDER STRIKE TASK FORCE ONE-TIME	-	14,600,000
PSA	2017	PS64600	BORDER STRIKE TASK FORCE ONGOING	-	6,778,800
PSA	2017	PS65200	CIVIL AIR PATROL	-	150,000
PSA	2017	PS63000	GIITEM	-	22,491,300
PSA	2017	PS63600	MOTOR VEHICLE FUEL	-	4,384,200
PSA	2017	PS10000	OPERATING LUMP SUM APPROPRIATION	-	70,481,900
PSA	2017	PS65100	SEXUAL ASSAULT KIT TESTING	-	500,000
TOTAL AGENCY				\$ -	\$ 121,397,900
TOTAL PROTECTION AND SAFETY				\$ 3,047,855	\$ 1,206,508,500
TRANSPORTATION					
DEPARTMENT OF TRANSPORTATION					
DTA	2016	DT58000	ADMIN ADJUSTMENT OPERATING LUMP SUM APPROPRIATION	-	-
DTA	2017	DT59605	HURF TO GENERAL FUND	-	-
DTA	2017	DT58000	OPERATING LUMP SUM APPROPRIATION	-	50,400
TOTAL AGENCY				\$ -	\$ 50,400
TOTAL TRANSPORTATION				\$ -	\$ 50,400
NATURAL RESOURCES					
DEPARTMENT OF FORESTRY AND FIRE MANAGEMENT					
FOA	2016	FO20061	ADMIN ADJUSTMENT HAZARDOUS VEGETATION REMOVAL	-	-
FOA	2016	FO20041	ADMIN ADJUSTMENT INMATE FIRE CREWS	-	-
FOA	2016	FO20021	ADMIN ADJUSTMENT OPERATING LUMP SUM APPROPRIATION	-	-
FOA	2017	FO22101	ENVIRONMENTAL COUNTY GRANTS	-	250,000

See accompanying notes to financial statements.

SUPPLEMENTAL APPROPRIATIONS, MID-YEAR REVERSIONS AND ADJUSTMENTS	NET APPROPRIATIONS	EXPENDITURES	LAPSED APPROPRIATION AUTHORITY	JUNE 30, 2017 CONTINUING APPROPRIATION AUTHORITY
4,000,000	4,000,000	4,000,000	-	-
-	727,300	727,300	-	-
-	16,813	-	-	16,813
-	32,972	-	-	32,972
-	1,897	-	-	1,897
-	40,484	40,484	-	-
-	1,324,400	1,323,814	586	-
-	33,683	-	33,683	-
-	30,376	720	-	29,657
90,000	90,000	59,598	-	30,402
-	64,261	64,261	-	-
-	745,283	726,170	19,113	-
-	1,700,000	488,503	-	1,211,497
<u>\$ 3,795,716</u>	<u>\$ 13,955,371</u>	<u>\$ 10,788,368</u>	<u>\$ 61,679</u>	<u>\$ 3,105,324</u>
<u>\$ (3,400)</u>	<u>\$ 952,600</u>	<u>\$ 746,579</u>	<u>\$ 206,021</u>	<u>\$ -</u>
<u>\$ (3,400)</u>	<u>\$ 952,600</u>	<u>\$ 746,579</u>	<u>\$ 206,021</u>	<u>\$ -</u>
\$ -	\$ 750,000	\$ 578,308	\$ 171,692	\$ -
195,870	195,870	195,870	-	-
274,146	274,146	274,146	-	-
-	1,261,700	766,415	495,285	-
-	14,600,000	10,332,612	4,267,388	-
-	6,778,800	6,480,075	298,725	-
-	150,000	150,000	-	-
(44,700)	22,446,600	21,744,174	702,426	-
-	4,384,200	3,338,932	1,045,268	-
(157,500)	70,324,400	70,324,400	-	-
-	500,000	499,727	273	-
<u>\$ 267,816</u>	<u>\$ 121,665,716</u>	<u>\$ 114,684,659</u>	<u>\$ 6,981,057</u>	<u>\$ -</u>
<u>\$ 13,331,141</u>	<u>\$ 1,222,887,495</u>	<u>\$ 1,193,194,462</u>	<u>\$ 26,587,709</u>	<u>\$ 3,105,324</u>
\$ 687	\$ 687	\$ 687	\$ -	\$ -
30,000,000	30,000,000	30,000,000	-	-
-	50,400	49,778	622	-
<u>\$ 30,000,687</u>	<u>\$ 30,051,087</u>	<u>\$ 30,050,466</u>	<u>\$ 622</u>	<u>\$ -</u>
<u>\$ 30,000,687</u>	<u>\$ 30,051,087</u>	<u>\$ 30,050,466</u>	<u>\$ 622</u>	<u>\$ -</u>
\$ 632,061	\$ 632,061	\$ 632,061	\$ -	\$ -
61,000	61,000	61,000	-	-
139,130	139,130	139,130	-	-
-	250,000	250,000	-	-

See accompanying notes to financial statements.

**STATE OF ARIZONA
GENERAL FUND
STATEMENT OF EXPENDITURES - APPROPRIATION TO ACTUAL
BUDGETARY (LEGAL) BASIS
FOR THE YEAR ENDED JUNE 30, 2017**

AGY	BFY	APCAT	APPROPRIATION NAME	JULY 1, 2016 CONTINUING APPROPRIATION		GENERAL APPROPRIATIONS
				AUTHORITY		
FOA	2017	FO70003	FIRE SUPPRESSION SLI	-		1,000,000
FOA	2017	FO70000	GENERAL FUND TRSF TO FIRE SUPPRESSION	-		-
FOA	2017	FO20061	HAZARDOUS VEGETATION REMOVAL	-		1,350,000
FOA	2017	FO20041	INMATE FIRE CREWS	-		691,000
FOA	2017	FO23000	ONE TIME EQUIPMENT	-		302,500
FOA	2017	FO20021	OPERATING LUMP SUM APPROPRIATION	-		2,953,000
FOA	2017	FO13000	STATE FIRE MARSHAL	-		747,300
FOA	2017	FO11000	STATE FIRE SCHOOL	-		172,700
TOTAL AGENCY				\$ -		\$ 7,466,500
STATE LAND DEPARTMENT						
LDA	2016	LD10001	ADMIN ADJUSTMENT OPERATING LUMP SUM APPROPRIATION	\$ -		-
LDA	2017	LD20031	CAP USER FEES	-		769,900
LDA	2017	LD22081	NATURAL RESOURCE CONSERVATION DISTRICTS	-		389,500
LDA	2017	LD10001	OPERATING LUMP SUM APPROPRIATION	-		11,173,200
LDA	2017	LD22201	STREAMBED NAVIGABILITY LITIGATION	-		220,000
TOTAL AGENCY				\$ -		\$ 12,552,600
ARIZONA NAVIGABLE STREAM ADJUDICATION COMMISSION						
NSA	2016	NS10000	ADMIN ADJUSTMENT OPERATING LUMP SUM APPROPRIATION	\$ -		-
NSA	2017	NS10000	OPERATING LUMP SUM APPROPRIATION	-		126,600
TOTAL AGENCY				\$ -		\$ 126,600
DEPARTMENT OF WATER RESOURCES						
WCA	2017	WC20710	ADJUDICATION SUPPORT	\$ -		1,251,800
WCA	2016	WC20410	ADMIN ADJUSTMENT ASSURED - ADEQUATE WATER SUPPLY ADMIN	-		-
WCA	2016	WC20510	ADMIN ADJUSTMENT AUTOMATED GROUNDWATER MONITORING	-		-
WCA	2016	WC20000	ADMIN ADJUSTMENT OPERATING LUMP SUM APPROPRIATION	-		-
WCA	2016	WC20310	ADMIN ADJUSTMENT RURAL WATER STUDIES	-		-
WCA	2017	WC20410	ASSURED - ADEQUATE WATER SUPPLY ADMIN	-		1,716,600
WCA	2017	WC20510	AUTOMATED GROUNDWATER MONITORING	-		409,400
WCA	2017	WC20810	CONSERVATION AND DROUGHT PROGRAM	-		408,300
WCA	2014	WC20910	LOWER COLORADO RIVER LITIGATION EXPENSES	169,100		-
WCA	2015	WC20910	LOWER COLORADO RIVER LITIGATION EXPENSES	350,563		-
WCA	2016	WC20910	LOWER COLORADO RIVER LITIGATION EXPENSES	499,045		-
WCA	2017	WC20910	LOWER COLORADO RIVER LITIGATION EXPENSES	-		500,000
WCA	2017	WC20000	OPERATING LUMP SUM APPROPRIATION	-		7,352,500
WCA	2017	WC20310	RURAL WATER STUDIES	-		1,164,500
TOTAL AGENCY				\$ 1,018,708		\$ 12,803,100
TOTAL NATURAL RESOURCES				\$ 1,018,708		\$ 32,948,800
TOTAL GENERAL FUND				\$ 55,042,936		\$ 8,466,887,477

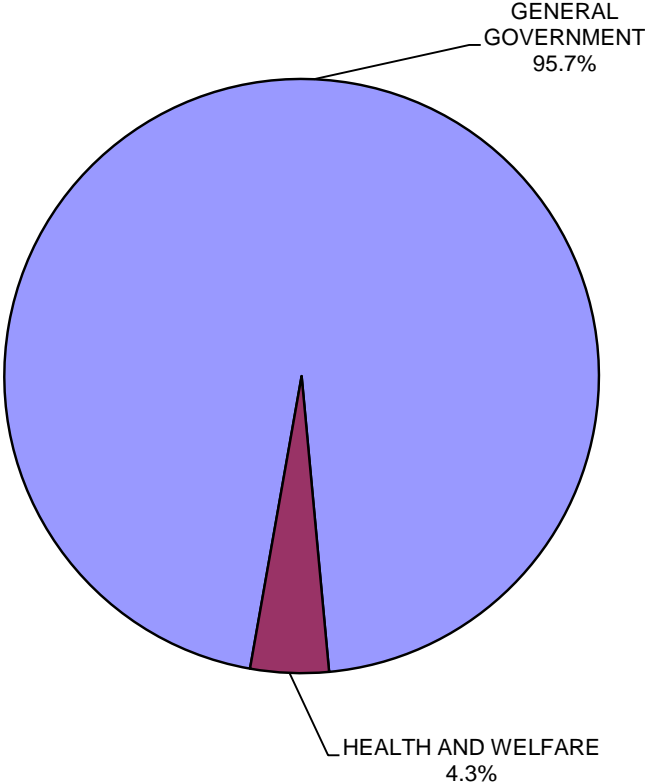
See accompanying notes to financial statements.

SUPPLEMENTAL APPROPRIATIONS, MID-YEAR REVERSIONS AND ADJUSTMENTS	NET APPROPRIATIONS	EXPENDITURES	LAPSED APPROPRIATION AUTHORITY	JUNE 30, 2017 CONTINUING APPROPRIATION AUTHORITY
-	1,000,000	1,000,000	-	-
3,000,000	3,000,000	3,000,000	-	-
-	1,350,000	855,074	494,926	-
(4,800)	686,200	605,220	80,980	-
-	302,500	302,500	-	-
(13,600)	2,939,400	2,894,333	45,067	-
(4,700)	742,600	669,949	72,651	-
(600)	172,100	169,912	2,188	-
<u>\$ 3,808,491</u>	<u>\$ 11,274,991</u>	<u>\$ 10,579,178</u>	<u>\$ 695,812</u>	<u>\$ -</u>
\$ 15,128	\$ 15,128	\$ 15,128	\$ -	\$ -
224,500	994,400	994,356	44	-
-	389,500	389,500	-	-
(61,200)	11,112,000	10,633,192	478,808	-
-	220,000	12,729	207,271	-
<u>\$ 178,428</u>	<u>\$ 12,731,028</u>	<u>\$ 12,044,905</u>	<u>\$ 686,123</u>	<u>\$ -</u>
\$ 4,756	\$ 4,756	\$ 4,756	\$ -	\$ -
(2,600)	124,000	122,144	1,856	-
<u>\$ 2,156</u>	<u>\$ 128,756</u>	<u>\$ 126,900</u>	<u>\$ 1,856</u>	<u>\$ -</u>
\$ (4,000)	\$ 1,247,800	\$ 1,245,537	\$ 2,263	\$ -
100	100	100	-	-
17,397	17,397	17,397	-	-
195,687	195,687	195,687	-	-
4,367	4,367	4,367	-	-
(5,600)	1,711,000	1,628,865	82,135	-
(700)	408,700	234,220	174,480	-
(1,400)	406,900	396,671	10,229	-
-	169,100	-	-	169,100
-	350,563	-	-	350,563
-	499,045	-	-	499,045
-	500,000	34,130	-	465,870
(26,000)	7,326,500	6,948,377	378,123	-
(2,800)	1,161,700	1,084,273	77,427	-
<u>\$ 177,051</u>	<u>\$ 13,998,859</u>	<u>\$ 11,789,624</u>	<u>\$ 724,657</u>	<u>\$ 1,484,578</u>
<u>\$ 4,166,126</u>	<u>\$ 38,133,634</u>	<u>\$ 34,540,608</u>	<u>\$ 2,108,449</u>	<u>\$ 1,484,578</u>
<u>\$ 1,307,166,891</u>	<u>\$ 9,829,097,304</u>	<u>\$ 9,616,938,702</u>	<u>\$ 154,653,066</u>	<u>\$ 57,505,535</u>

See accompanying notes to financial statements.

**THIS PAGE INTENTIONALLY
LEFT BLANK**

FY17 TOTAL CAPITAL OUTLAY EXPENDITURES: \$37,491,956*



GENERAL GOVERNMENT	\$	35,897,466
HEALTH AND WELFARE		1,594,490
<hr/>		
TOTAL EXPENDITURES	\$	37,491,956

* Does not include the General Fund portion of Capital Outlay. General Fund portion of Capital Outlay is included in General Fund Chart.

**STATE OF ARIZONA
CAPITAL OUTLAY
STATEMENT OF EXPENDITURES - APPROPRIATION TO ACTUAL
BUDGETARY (LEGAL) BASIS
FOR THE YEAR ENDED JUNE 30, 2017**

AGY	BFY	FUND	APCAT	APPROPRIATION NAME	JULY 1, 2016 CONTINUING APPROPRIATION AUTHORITY	GENERAL APPROPRIATIONS
GENERAL GOVERNMENT						
DEPARTMENT OF ADMINISTRATION						
ADA	2013	1000	AD23002	500 BED MAXIMUM SECURITY	\$ 187,679	\$ -
ADA	2014	1000	AD23002	500 BED MAXIMUM SECURITY	1,180,350	-
ADA	2015	1000	AD21465	BUILDING RENEWAL GF	4,207,231	-
ADA	2016	1000	AD14500	BUILDING RENEWAL GF	3,780,357	-
ADA	2017	1000	AD14500	BUILDING RENEWAL GF	-	-
TOTAL GENERAL FUND					<u>\$ 9,355,617</u>	<u>\$ -</u>
ADA	2016	1600	AD00001	ADMIN ADJUSTMENT OPERATING LUMP SUM APPROPRIATION	\$ -	\$ -
ADA	2016	1600	AD00011	ADMIN ADJUSTMENT UTILITIES	-	-
ADA	2013	1600	AD21440	BUILDING RENEWAL	70,013	-
ADA	2014	1600	AD21450	BUILDING RENEWAL	314,964	-
ADA	2016	1600	AD14000	BUILDING RENEWAL COSF	6,229,542	-
ADA	2017	1600	AD14000	BUILDING RENEWAL COSF	-	-
ADA	2015	1600	AD21460	BUILDING RENEWAL COST	4,073,452	-
ADA	2014	1600	AD21950	CAPITOL MALL SECURITY SYSTEM	13,648	-
ADA	2017	1600	AD00001	OPERATING LUMP SUM APPROPRIATION	-	10,432,900
ADA	2001	1600	AD00012	RELOCATION	11,424	-
ADA	2002	1600	AD00012	RELOCATION	41,150	-
ADA	2003	1600	AD00012	RELOCATION	44,146	-
ADA	2017	1600	AA99999	SWEEPS	-	75,400
ADA	2017	1600	AD00011	UTILITIES	-	7,649,900
TOTAL CAPITAL OUTLAY STABILIZATION FUND					<u>\$ 10,798,339</u>	<u>\$ 18,158,200</u>
TOTAL GENERAL FUND					<u>\$ 9,355,617</u>	<u>\$ -</u>
TOTAL CAPITAL OUTLAY STABILIZATION FUND					<u>\$ 10,798,339</u>	<u>\$ 18,158,200</u>
TOTAL GENERAL GOVERNMENT					<u>\$ 20,153,955</u>	<u>\$ 18,158,200</u>
HEALTH AND WELFARE						
DEPARTMENT OF HEALTH SERVICES						
HSA	2016	1600	HS20001	ADMIN ADJUSTMENT AGENCYWIDE OPERATING LUMP SUM APPN	\$ -	\$ -
HSA	2017	1600	HS20001	AGENCYWIDE OPERATING LUMP SUM APPN	-	1,559,900
TOTAL CAPITAL OUTLAY STABILIZATION FUND					<u>\$ -</u>	<u>\$ 1,559,900</u>
DEPARTMENT OF VETERANS SERVICES						
VSA	2015	1000	VS31100	ASVH - YUMA CONSTRUCTION	\$ 9,200,000	\$ -
VSA	2017	1000	VS41100	ASVH FLAGSTAFF CONSTRUCTION	-	-
TOTAL GENERAL FUND					<u>\$ 9,200,000</u>	<u>\$ -</u>
TOTAL GENERAL FUND					<u>\$ 9,200,000</u>	<u>\$ -</u>
TOTAL CAPITAL OUTLAY STABILIZATION FUND					<u>\$ -</u>	<u>\$ 1,559,900</u>
TOTAL HEALTH AND WELFARE					<u>\$ 9,200,000</u>	<u>\$ 1,559,900</u>

See accompanying notes to financial statements.

<u>CAPITAL OUTLAY APPROPRIATIONS</u>	<u>SUPPLEMENTAL APPROPRIATIONS, MID-YEAR REVERSIONS AND ADJUSTMENTS</u>	<u>NET APPROPRIATIONS</u>	<u>EXPENDITURES</u>	<u>LAPSED APPROPRIATION AUTHORITY</u>	<u>JUNE 30, 2017 CONTINUING APPROPRIATION AUTHORITY</u>
\$ -	\$ -	\$ 187,679	\$ -	\$ 187,679	\$ -
-	-	1,180,350	-	1,180,350	-
-	-	4,207,231	3,754,661	-	452,571
-	-	3,780,357	3,780,357	-	-
8,000,000	-	8,000,000	1,820,477	-	6,179,523
<u>\$ 8,000,000</u>	<u>\$ -</u>	<u>\$ 17,355,617</u>	<u>\$ 9,355,494</u>	<u>\$ 1,368,029</u>	<u>\$ 6,632,094</u>
\$ -	\$ 837,845	\$ 837,845	\$ 837,845	\$ -	\$ -
-	625,264	625,264	625,264	-	-
-	-	70,013	18,875	-	51,138
-	-	314,964	227,033	-	87,930
-	-	6,229,542	6,229,542	-	-
19,000,000	-	19,000,000	8,516,499	-	10,483,501
-	-	4,073,452	4,026,110	-	47,342
-	-	13,648	13,648	-	-
-	(13,200)	10,419,700	9,733,135	686,565	-
-	-	11,424	8,960	-	2,463
-	-	41,150	31,468	-	9,682
-	-	44,146	38,337	-	5,808
-	-	75,400	75,400	-	-
-	-	7,649,900	5,515,348	2,134,552	-
<u>\$ 19,000,000</u>	<u>\$ 1,449,910</u>	<u>\$ 49,406,448</u>	<u>\$ 35,897,466</u>	<u>\$ 2,821,118</u>	<u>\$ 10,687,865</u>
<u>\$ 8,000,000</u>	<u>\$ -</u>	<u>\$ 17,355,617</u>	<u>\$ 9,355,494</u>	<u>\$ 1,368,029</u>	<u>\$ 6,632,094</u>
<u>\$ 19,000,000</u>	<u>\$ 1,449,910</u>	<u>\$ 49,406,448</u>	<u>\$ 35,897,466</u>	<u>\$ 2,821,118</u>	<u>\$ 10,687,865</u>
<u>\$ 27,000,000</u>	<u>\$ 1,449,910</u>	<u>\$ 66,762,065</u>	<u>\$ 45,252,959</u>	<u>\$ 4,189,147</u>	<u>\$ 17,319,959</u>
\$ -	\$ 45,992	\$ 45,992	\$ 45,992	\$ -	\$ -
-	-	1,559,900	1,548,498	11,402	-
<u>\$ -</u>	<u>\$ 45,992</u>	<u>\$ 1,605,892</u>	<u>\$ 1,594,490</u>	<u>\$ 11,402</u>	<u>\$ -</u>
\$ -	\$ -	\$ 9,200,000	\$ -	\$ -	\$ 9,200,000
10,000,000	-	10,000,000	-	-	10,000,000
<u>\$ 10,000,000</u>	<u>\$ -</u>	<u>\$ 19,200,000</u>	<u>\$ -</u>	<u>\$ -</u>	<u>\$ 19,200,000</u>
<u>\$ 10,000,000</u>	<u>\$ -</u>	<u>\$ 19,200,000</u>	<u>\$ -</u>	<u>\$ -</u>	<u>\$ 19,200,000</u>
\$ -	\$ 45,992	\$ 1,605,892	\$ 1,594,490	\$ 11,402	\$ -
<u>\$ 10,000,000</u>	<u>\$ 45,992</u>	<u>\$ 20,805,892</u>	<u>\$ 1,594,490</u>	<u>\$ 11,402</u>	<u>\$ 19,200,000</u>

See accompanying notes to financial statements.

STATE OF ARIZONA
CAPITAL OUTLAY
STATEMENT OF EXPENDITURES - APPROPRIATION TO ACTUAL
BUDGETARY (LEGAL) BASIS
FOR THE YEAR ENDED JUNE 30, 2017

AGY	BFY	FUND	APCAT	APPROPRIATION NAME	JULY 1, 2016 CONTINUING APPROPRIATION AUTHORITY	GENERAL APPROPRIATIONS
PROTECTION AND SAFETY						
DEPARTMENT OF CORRECTIONS						
DCA	2015	1000	DC71013	CAPITAL OUTLAY APPN	\$ 1,126,133	\$ -
				TOTAL GENERAL FUND	<u>\$ 1,126,133</u>	<u>\$ -</u>
DEPARTMENT OF PUBLIC SAFETY						
PSA	2007	1000	PS63900	MICROWAVE COMMUNICATION SYSTEM UPGRADE	\$ 2,100	\$ -
				TOTAL GENERAL FUND	<u>\$ 2,100</u>	<u>\$ -</u>
				TOTAL GENERAL FUND	<u>\$ 1,128,233</u>	<u>\$ -</u>
				TOTAL PROTECTION AND SAFETY	<u>\$ 1,128,233</u>	<u>\$ -</u>
TRANSPORTATION						
DEPARTMENT OF TRANSPORTATION						
DTA	2017	1000	DT59603	INTERSTATE 10 PROJECTS	\$ -	\$ -
DTA	2017	1000	DT59550	NAVAJO NATION TRANSPORTATION PROJECT	-	-
DTA	2017	1000	DT59604	SR189 CONSTRUCTION PROJECTS	-	-
				TOTAL GENERAL FUND	<u>\$ -</u>	<u>\$ -</u>
				TOTAL GENERAL FUND	<u>\$ -</u>	<u>\$ -</u>
				TOTAL TRANSPORTATION	<u>\$ -</u>	<u>\$ -</u>
NATURAL RESOURCES						
ARIZONA STATE PARKS BOARD						
PRA	2014	1000	PR12707	GF C/O YARNELL HILL MEMORIAL SITE ACQUIS	\$ 5,396	\$ -
				TOTAL GENERAL FUND	<u>\$ 5,396</u>	<u>\$ -</u>
				TOTAL GENERAL FUND	<u>\$ 5,396</u>	<u>\$ -</u>
				TOTAL NATURAL RESOURCES	<u>\$ 5,396</u>	<u>\$ -</u>
				TOTAL GENERAL FUND	<u>\$ 19,689,245</u>	<u>\$ -</u>
				TOTAL CAPITAL OUTLAY STABILIZATION FUND	<u>\$ 10,798,339</u>	<u>\$ 19,718,100</u>
				TOTAL CAPITAL OUTLAY	<u>\$ 30,487,584</u>	<u>\$ 19,718,100</u>

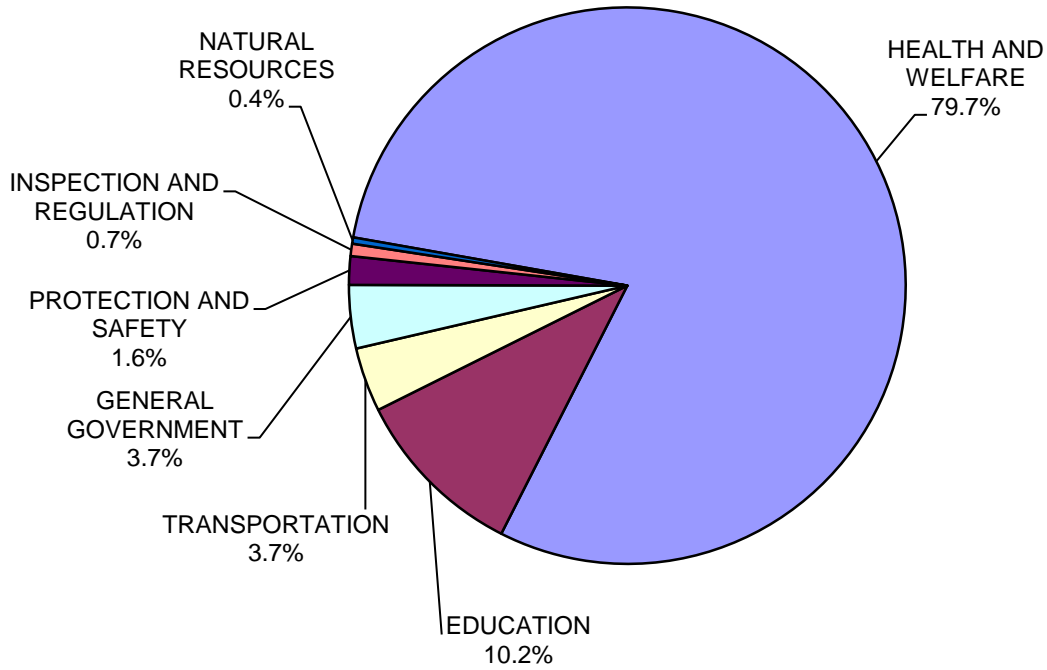
See accompanying notes to financial statements.

<u>CAPITAL OUTLAY APPROPRIATIONS</u>	<u>SUPPLEMENTAL APPROPRIATIONS, MID-YEAR REVERSIONS AND ADJUSTMENTS</u>	<u>NET APPROPRIATIONS</u>	<u>EXPENDITURES</u>	<u>LAPSED APPROPRIATION AUTHORITY</u>	<u>JUNE 30, 2017 CONTINUING APPROPRIATION AUTHORITY</u>
\$ -	\$ -	\$ 1,126,133	\$ 700,419	\$ 81,114	\$ 344,599
<u>\$ -</u>	<u>\$ -</u>	<u>\$ 1,126,133</u>	<u>\$ 700,419</u>	<u>\$ 81,114</u>	<u>\$ 344,599</u>
\$ -	\$ -	\$ 2,100	\$ (724)	\$ -	\$ 2,824
<u>\$ -</u>	<u>\$ -</u>	<u>\$ 2,100</u>	<u>\$ (724)</u>	<u>\$ -</u>	<u>\$ 2,824</u>
\$ -	\$ -	\$ 1,128,233	\$ 699,695	\$ 81,114	\$ 347,424
<u>\$ -</u>	<u>\$ -</u>	<u>\$ 1,128,233</u>	<u>\$ 699,695</u>	<u>\$ 81,114</u>	<u>\$ 347,424</u>
\$ 30,000,000	\$ -	\$ 30,000,000	\$ -	\$ -	\$ 30,000,000
1,500,000	-	1,500,000	1,500,000	-	-
25,000,000	-	25,000,000	-	-	25,000,000
<u>\$ 56,500,000</u>	<u>\$ -</u>	<u>\$ 56,500,000</u>	<u>\$ 1,500,000</u>	<u>\$ -</u>	<u>\$ 55,000,000</u>
\$ 56,500,000	\$ -	\$ 56,500,000	\$ 1,500,000	\$ -	\$ 55,000,000
<u>\$ 56,500,000</u>	<u>\$ -</u>	<u>\$ 56,500,000</u>	<u>\$ 1,500,000</u>	<u>\$ -</u>	<u>\$ 55,000,000</u>
\$ -	\$ -	\$ 5,396	\$ -	\$ -	\$ 5,396
<u>\$ -</u>	<u>\$ -</u>	<u>\$ 5,396</u>	<u>\$ -</u>	<u>\$ -</u>	<u>\$ 5,396</u>
\$ -	\$ -	\$ 5,396	\$ -	\$ -	\$ 5,396
<u>\$ -</u>	<u>\$ -</u>	<u>\$ 5,396</u>	<u>\$ -</u>	<u>\$ -</u>	<u>\$ 5,396</u>
\$ 74,500,000	\$ -	\$ 94,189,245	\$ 11,555,189	\$ 1,449,143	\$ 81,184,913
<u>\$ 19,000,000</u>	<u>\$ 1,495,902</u>	<u>\$ 51,012,341</u>	<u>\$ 37,491,956</u>	<u>\$ 2,832,520</u>	<u>\$ 10,687,865</u>
<u>\$ 93,500,000</u>	<u>\$ 1,495,902</u>	<u>\$ 145,201,586</u>	<u>\$ 49,047,144</u>	<u>\$ 4,281,663</u>	<u>\$ 91,872,779</u>

See accompanying notes to financial statements.

**THIS PAGE INTENTIONALLY
LEFT BLANK**

FY17 TOTAL OTHER FUND EXPENDITURES: \$15,076,761,138



HEALTH AND WELFARE	\$	12,016,202,198
EDUCATION		1,530,800,504
TRANSPORTATION		563,414,746
GENERAL GOVERNMENT		554,065,355
PROTECTION AND SAFETY		249,777,387
INSPECTION AND REGULATION		107,790,726
NATURAL RESOURCES		54,710,221
<hr/>		
TOTAL EXPENDITURES	\$	15,076,761,138

**STATE OF ARIZONA
OTHER FUNDS
STATEMENT OF EXPENDITURES - APPROPRIATION TO ACTUAL
BUDGETARY (LEGAL) BASIS
FOR THE YEAR ENDED JUNE 30, 2017**

AGY	BFY	FUND	APCAT	APPROPRIATION NAME	JULY 1, 2016 CONTINUING APPROPRIATION AUTHORITY	GENERAL APPROPRIATIONS
GENERAL GOVERNMENT						
DEPARTMENT OF ADMINISTRATION						
ADA	2016	1107	AD00001	ADMIN ADJUSTMENT OPERATING LUMP SUM APPROPRIATION	\$ -	\$ -
ADA	2017	1107	AD18000	ANNUAL REVERSION	-	-
ADA	1999	1107	AD18800	HB1464 PERSONNEL REFORM	45	-
ADA	2017	1107	AD00001	OPERATING LUMP SUM APPROPRIATION	-	12,885,100
ADA	2017	1107	AA99999	SWEEPS	-	14,200
TOTAL PERSONNEL DIVISION FUND					\$ 45	\$ 12,899,300
ADA	2016	2088	AD00001	ADMIN ADJUSTMENT OPERATING LUMP SUM APPROPRIATION	\$ -	\$ -
ADA	2017	2088	AD00001	OPERATING LUMP SUM APPROPRIATION	-	571,200
ADA	2017	2088	AA99999	SWEEPS	-	100
TOTAL CORRECTIONS FUND					\$ -	\$ 571,300
ADA	2013	2122	AD23001	LOTTERY FIRE ALARM REPLACEMENT	\$ 6	\$ -
TOTAL STATE LOTTERY FUND					\$ 6	\$ -
ADA	2017	2152	AD10002	ADDITIONAL RESOURCES GOVERNMENT TRANSFORMATION OFFICE	\$ -	\$ 500,000
ADA	2016	2152	AD00001	ADMIN ADJUSTMENT OPERATING LUMP SUM APPROPRIATION	-	-
ADA	2016	2152	AD82001	ADMIN ADJUSTMENT STATEWIDE INFO SECURITY AND PRIVACY OFC	-	-
ADA	2017	2152	AD00001	OPERATING LUMP SUM APPROPRIATION	-	2,069,900
ADA	2017	2152	AD82001	STATEWIDE INFO SECURITY AND PRIVACY OFC	-	872,200
ADA	2017	2152	AA99999	SWEEPS	-	531,300
TOTAL INFORMATION TECHNOLOGY FUND					\$ -	\$ 3,973,400
ADA	2016	2226	AD00001	ADMIN ADJUSTMENT OPERATING LUMP SUM APPROPRIATION	\$ -	\$ -
ADA	2017	2226	AD00001	OPERATING LUMP SUM APPROPRIATION	-	927,300
ADA	2017	2226	AA99999	SWEEPS	-	600
TOTAL AIR QUALITY FUND					\$ -	\$ 927,900
ADA	2016	2531	AD00001	ADMIN ADJUSTMENT OPERATING LUMP SUM APPROPRIATION	\$ -	\$ -
ADA	2017	2531	AD00001	OPERATING LUMP SUM APPROPRIATION	-	4,543,000
ADA	2017	2531	AA99999	SWEEPS	-	5,655,100
TOTAL STATE WEB PORTAL FUND					\$ -	\$ 10,198,100
ADA	2016	2566	AD12025	ADMIN ADJUSTMENT AFIS REPLACEMENT ERP	\$ -	\$ -
ADA	2016	2566	AD12026	ADMIN ADJUSTMENT AUTOMATION AND INFORMATION TECH PROJECTS	-	-
ADA	2016	2566	AD12035	ADMIN ADJUSTMENT E LICENSING DEQ	-	-
ADA	2017	2566	AD12034	ADULT INFORMATION MANAGEMENT SYSTEM	-	8,000,000
ADA	2014	2566	AD12025	AFIS REPLACEMENT ERP	3,165,784	-
ADA	2017	2566	AD12025	AFIS REPLACEMENT ERP	-	-
ADA	2017	2566	AD12026	AUTOMATION AND INFORMATION TECH PROJECTS	-	12,798,400
ADA	2017	2566	AD12039	CHILDRENS INFORMATION LIBRARY	-	4,581,600
ADA	2017	2566	AD12046	CHILDRENS INFORMATION LIBRARY AND DATA SOURCE SYSTEM AT DCS	-	-
ADA	2017	2566	AD12035	E LICENSING DEQ	-	-
ADA	2017	2566	AD12042	REPLACE E-PROCUREMENT SYSTEM	-	9,000,000
ADA	2017	2566	AD12041	REPLACE TAX ACCOUNTING SYSTEM FEASIBILITY STUDY	-	1,000,000
ADA	2017	2566	AD12040	STATE FED SECURITY IT STANDARDS DES	-	1,294,700
ADA	2017	2566	AD12036	STUDENT LONGITUDINAL DATA SYSTEM	-	7,300,000
ADA	2017	2566	AD12027	THIRD PARTY IT CONSOLIDATION ASSESSMENT	-	800,000
TOTAL AUTOMATION PROJECTS FUND					\$ 3,165,784	\$ 44,774,700
ADA	2016	3015	AD00001	ADMIN ADJUSTMENT OPERATING LUMP SUM APPROPRIATION	\$ -	\$ -
ADA	2017	3015	AD00001	OPERATING LUMP SUM APPROPRIATION	-	5,262,300
ADA	2017	3015	AA99999	SWEEPS	-	78,904,000

See accompanying notes to financial statements.

CAPITAL OUTLAY APPROPRIATIONS	SUPPLEMENTAL APPROPRIATIONS, MID-YEAR REVERSIONS AND ADJUSTMENTS	NET APPROPRIATIONS	EXPENDITURES	LAPSED APPROPRIATION AUTHORITY	JUNE 30, 2017 CONTINUING APPROPRIATION AUTHORITY
\$ -	\$ 83,426	\$ 83,426	\$ 83,426	\$ -	\$ -
-	1,550,203	1,550,203	1,550,203	-	-
-	-	45	-	45	-
-	(27,200)	12,857,900	11,679,774	1,178,126	-
-	-	14,200	14,200	-	-
<u>\$ -</u>	<u>\$ 1,606,429</u>	<u>\$ 14,505,775</u>	<u>\$ 13,327,603</u>	<u>\$ 1,178,172</u>	<u>\$ -</u>
\$ -	\$ 2,409	\$ 2,409	\$ 2,409	\$ -	\$ -
-	(800)	570,400	422,866	147,534	-
-	-	100	100	-	-
<u>\$ -</u>	<u>\$ 1,609</u>	<u>\$ 572,909</u>	<u>\$ 425,375</u>	<u>\$ 147,534</u>	<u>\$ -</u>
\$ -	\$ -	\$ 6	\$ -	\$ 6	\$ -
<u>\$ -</u>	<u>\$ -</u>	<u>\$ 6</u>	<u>\$ -</u>	<u>\$ 6</u>	<u>\$ -</u>
\$ -	\$ -	\$ 500,000	\$ 341,338	\$ 158,662	\$ -
-	12,609	12,609	12,609	-	-
-	6,152	6,152	6,152	-	-
-	(6,100)	2,063,800	1,695,700	368,100	-
-	-	872,200	871,678	522	-
-	-	531,300	531,300	-	-
<u>\$ -</u>	<u>\$ 12,661</u>	<u>\$ 3,986,061</u>	<u>\$ 3,458,777</u>	<u>\$ 527,284</u>	<u>\$ -</u>
\$ -	\$ 92,997	\$ 92,997	\$ 92,997	\$ -	\$ -
-	-	927,300	405,993	521,307	-
-	-	600	600	-	-
<u>\$ -</u>	<u>\$ 92,997</u>	<u>\$ 1,020,897</u>	<u>\$ 499,590</u>	<u>\$ 521,307</u>	<u>\$ -</u>
\$ -	\$ 244,140	\$ 244,140	\$ 244,140	\$ -	\$ -
-	(600)	4,542,400	3,368,585	1,173,815	-
-	-	5,655,100	5,655,100	-	-
<u>\$ -</u>	<u>\$ 243,540</u>	<u>\$ 10,441,640</u>	<u>\$ 9,267,824</u>	<u>\$ 1,173,815</u>	<u>\$ -</u>
\$ -	\$ 1,328,519	\$ 1,328,519	\$ 1,328,519	\$ -	\$ -
-	1,095,497	1,095,497	1,095,497	-	-
-	1,930,000	1,930,000	1,930,000	-	-
-	3,390,888	11,390,888	7,390,888	4,000,000	-
-	-	3,165,784	62,783	3,103,001	-
-	3,685,740	3,685,740	2,962,595	723,145	-
-	2,906,312	15,704,712	7,458,155	8,246,556	-
-	4,687,000	9,268,600	3,687,000	5,581,600	-
-	6,103,000	6,103,000	-	-	6,103,000
-	3,071,945	3,071,945	1,070,000	2,001,945	-
-	-	9,000,000	204,840	8,795,160	-
-	-	1,000,000	-	1,000,000	-
-	448,622	1,743,322	-	1,743,322	-
-	-	7,300,000	7,300,000	-	-
-	-	800,000	750,000	50,000	-
<u>\$ -</u>	<u>\$ 28,647,523</u>	<u>\$ 76,588,007</u>	<u>\$ 35,240,277</u>	<u>\$ 35,244,729</u>	<u>\$ 6,103,000</u>
\$ -	\$ 201,014	\$ 201,014	\$ 201,014	\$ -	\$ -
-	(6,200)	5,256,100	4,883,218	372,882	-
-	-	78,904,000	78,904,000	-	-

See accompanying notes to financial statements.

**STATE OF ARIZONA
OTHER FUNDS
STATEMENT OF EXPENDITURES - APPROPRIATION TO ACTUAL
BUDGETARY (LEGAL) BASIS
FOR THE YEAR ENDED JUNE 30, 2017**

AGY	BFY	FUND	APCAT	APPROPRIATION NAME	JULY 1, 2016	
					CONTINUING APPROPRIATION AUTHORITY	GENERAL APPROPRIATIONS
TOTAL SPECIAL EMPLOYEE HEALTH INS TRUST FD					\$ -	\$ 84,166,300
ADA	2017	3171	AA99999	SWEEPS	\$ -	\$ 100
TOTAL OIL OVERCHARGE FUND					\$ -	\$ 100
ADA	2015	4204	AD00001	ADMIN ADJUSTMENT OPERATING LUMP SUM APPROPRIATION	\$ -	\$ -
ADA	2016	4204	AD00001	ADMIN ADJUSTMENT OPERATING LUMP SUM APPROPRIATION	-	-
ADA	2017	4204	AD00001	OPERATING LUMP SUM APPROPRIATION	-	10,148,800
ADA	2017	4204	AA99999	SWEEPS	-	10,700
TOTAL MOTOR VEHICLE POOL REVOLVING FUND					\$ -	\$ 10,159,500
ADA	2017	4208	AD00001	OPERATING LUMP SUM APPROPRIATION	\$ -	\$ 590,700
ADA	2017	4208	AA99999	SWEEPS	-	2,200
TOTAL SPECIAL SERVICES REVOLVING FUND					\$ -	\$ 592,900
ADA	2016	4214	AD00001	ADMIN ADJUSTMENT OPERATING LUMP SUM APPROPRIATION	\$ -	\$ -
ADA	2016	4214	AD45150	ADMIN ADJUSTMENT STATE SURPLUS PROPERTY SALES PROCEEDS	-	-
ADA	2017	4214	AD18000	ANNUAL REVERSION	-	-
ADA	2017	4214	AD00001	OPERATING LUMP SUM APPROPRIATION	-	1,137,900
ADA	2017	4214	AD45150	STATE SURPLUS PROPERTY SALES PROCEEDS	-	1,810,000
ADA	2017	4214	AA99999	SWEEPS	-	2,800
TOTAL STATE SURPLUS MATERIALS REVOLVING FUND					\$ -	\$ 2,950,700
ADA	2016	4215	AD00001	ADMIN ADJUSTMENT OPERATING LUMP SUM APPROPRIATION	\$ -	\$ -
ADA	2017	4215	AD00001	OPERATING LUMP SUM APPROPRIATION	-	464,600
TOTAL FEDERAL SURPLUS MATERIALS REVOLVING FUND					\$ -	\$ 464,600
ADA	2016	4216	AD00001	ADMIN ADJUSTMENT OPERATING LUMP SUM APPROPRIATION	\$ -	\$ -
ADA	2016	4216	AD97001	ADMIN ADJUSTMENT RISK MANAGEMENT ADMINISTRATIVE EXPENSES	-	-
ADA	2016	4216	AD98000	ADMIN ADJUSTMENT WORKERS COMPENSATION LOSSES - PREMIUMS	-	-
ADA	2017	4216	AD92001	FEDERAL PAYMENTS	-	-
ADA	2017	4216	AD00001	OPERATING LUMP SUM APPROPRIATION	-	7,754,300
ADA	2017	4216	RELIEF	RELIEF	-	-
ADA	2017	4216	AD97001	RISK MANAGEMENT ADMINISTRATIVE EXPENSES	-	8,747,200
ADA	2017	4216	AD97900	RISK MANAGEMENT LOSSES AND PREMIUMS	-	45,372,700
ADA	2017	4216	AA99999	SWEEPS	-	15,700
ADA	2017	4216	AD98000	WORKERS COMPENSATION LOSSES - PREMIUMS	-	31,159,200
TOTAL RISK MANAGEMENT FUND					\$ -	\$ 93,049,100
ADA	2016	4220	AD42200	ADMIN ADJUSTMENT AFIS COLLECTIONS	\$ -	\$ -
ADA	2017	4220	AD42200	AFIS COLLECTIONS	-	9,406,300
ADA	2017	4220	AA99999	SWEEPS	-	600
TOTAL AFIS COLLECTIONS FUND					\$ -	\$ 9,406,900
ADA	2016	4230	AD00001	ADMIN ADJUSTMENT OPERATING LUMP SUM APPROPRIATION	\$ -	\$ -
ADA	2017	4230	AD00001	OPERATING LUMP SUM APPROPRIATION	-	23,964,100
ADA	2017	4230	AA99999	SWEEPS	-	7,943,600
TOTAL AUTOMATION OPERATIONS FUND					\$ -	\$ 31,907,700
ADA	2016	4231	AD00001	ADMIN ADJUSTMENT OPERATING LUMP SUM APPROPRIATION	\$ -	\$ -
ADA	2017	4231	AD00001	OPERATING LUMP SUM APPROPRIATION	-	1,848,400
ADA	2017	4231	AA99999	SWEEPS	-	2,600
ADA	2017	4231	AD83000	TELECOMMUNICATIONS INFRASTRUCTURE	-	175,000
TOTAL TELECOMMUNICATIONS FUND					\$ -	\$ 2,026,000

ATTORNEY GENERAL (DEPT OF LAW)

See accompanying notes to financial statements.

CAPITAL OUTLAY APPROPRIATIONS	SUPPLEMENTAL APPROPRIATIONS, MID-YEAR		NET APPROPRIATIONS	EXPENDITURES	LAPSED APPROPRIATION AUTHORITY	JUNE 30, 2017 CONTINUING APPROPRIATION AUTHORITY
	REVERSIONS AND ADJUSTMENTS					
\$ -	\$ 194,814	\$ 84,361,114	\$ 83,988,232	\$ 372,882	\$ -	
\$ -	\$ -	\$ 100	\$ 100	\$ -	\$ -	
\$ -	\$ -	\$ 100	\$ 100	\$ -	\$ -	
\$ -	\$ 35,346	\$ 35,346	\$ 35,346	\$ -	\$ -	
-	709,085	709,085	709,085	-	-	
-	2,500	10,151,300	6,834,274	3,317,026	-	
-	-	10,700	10,700	-	-	
\$ -	\$ 746,931	\$ 10,906,431	\$ 7,589,405	\$ 3,317,026	\$ -	
\$ -	\$ 1,500	\$ 592,200	\$ 412,802	\$ 179,398	\$ -	
-	-	2,200	2,200	-	-	
\$ -	\$ 1,500	\$ 594,400	\$ 415,002	\$ 179,398	\$ -	
\$ -	\$ 44,591	\$ 44,591	\$ 44,591	\$ -	\$ -	
-	245,378	245,378	245,378	-	-	
-	32,355	32,355	32,355	-	-	
-	(900)	1,137,000	998,283	138,717	-	
-	-	1,810,000	1,645,405	164,595	-	
-	-	2,800	2,800	-	-	
\$ -	\$ 321,424	\$ 3,272,124	\$ 2,968,812	\$ 303,312	\$ -	
\$ -	\$ 217	\$ 217	\$ 217	\$ -	\$ -	
-	(100)	464,500	34,905	429,595	-	
\$ -	\$ 117	\$ 464,717	\$ 35,122	\$ 429,595	\$ -	
\$ -	\$ 73,508	\$ 73,508	\$ 73,508	\$ -	\$ -	
-	2,083,216	2,083,216	2,083,216	-	-	
-	1,752,850	1,752,850	1,752,850	-	-	
-	3,218,200	3,218,200	-	3,218,200	-	
-	12,900	7,767,200	6,328,995	1,438,205	-	
-	3,285	3,285	3,285	-	-	
-	-	8,747,200	7,351,368	1,395,832	-	
-	-	45,372,700	44,618,176	754,524	-	
-	-	15,700	15,700	-	-	
-	-	31,159,200	28,062,786	3,096,414	-	
\$ -	\$ 7,143,958	\$ 100,193,058	\$ 90,289,884	\$ 9,903,174	\$ -	
\$ -	\$ 307,539	\$ 307,539	\$ 307,539	\$ -	\$ -	
-	-	9,406,300	9,295,409	110,891	-	
-	-	600	600	-	-	
\$ -	\$ 307,539	\$ 9,714,439	\$ 9,603,548	\$ 110,891	\$ -	
\$ -	\$ 294,399	\$ 294,399	\$ 294,399	\$ -	\$ -	
-	(26,500)	23,937,600	19,771,198	4,166,402	-	
-	-	7,943,600	7,943,600	-	-	
\$ -	\$ 267,899	\$ 32,175,599	\$ 28,009,197	\$ 4,166,402	\$ -	
\$ -	\$ 72,412	\$ 72,412	\$ 72,412	\$ -	\$ -	
-	(3,300)	1,845,100	1,587,427	257,673	-	
-	-	2,600	2,600	-	-	
-	-	175,000	118,782	56,218	-	
\$ -	\$ 69,112	\$ 2,095,112	\$ 1,781,221	\$ 313,891	\$ -	

See accompanying notes to financial statements.

**STATE OF ARIZONA
OTHER FUNDS
STATEMENT OF EXPENDITURES - APPROPRIATION TO ACTUAL
BUDGETARY (LEGAL) BASIS
FOR THE YEAR ENDED JUNE 30, 2017**

AGY	BFY	FUND	APCAT	APPROPRIATION NAME	JULY 1, 2016	
					CONTINUING APPROPRIATION AUTHORITY	GENERAL APPROPRIATIONS
AGA	2016	2014	AG11121	ADMIN ADJUSTMENT FEDERALISM UNIT	\$ -	\$ -
AGA	2016	2014	AG11111	ADMIN ADJUSTMENT OPERATING LUMP SUM APPROPRIATION	-	-
AGA	2016	2014	AG11123	ADMIN ADJUSTMENT TOBACCO ENFORCEMENT	-	-
AGA	2017	2014	AG11121	FEDERALISM UNIT	-	1,000,000
AGA	2017	2014	AG11111	OPERATING LUMP SUM APPROPRIATION	-	3,359,400
AGA	2017	2014	AA99999	SWEEPS	-	15,300
AGA	2017	2014	AG11123	TOBACCO ENFORCEMENT	-	734,600
TOTAL CONSUMER PROTECTION FRAUD REVOLVING FUND					\$ -	\$ 5,109,300
AGA	2016	2016	AG11111	ADMIN ADJUSTMENT OPERATING LUMP SUM APPROPRIATION	\$ -	\$ -
AGA	2017	2016	AG11111	OPERATING LUMP SUM APPROPRIATION	-	244,800
AGA	2017	2016	AA99999	SWEEPS	-	800
TOTAL ANTITRUST ENFORCEMENT REVOLVING FUND					\$ -	\$ 245,600
AGA	2016	2132	AG11111	ADMIN ADJUSTMENT OPERATING LUMP SUM APPROPRIATION	\$ -	\$ -
AGA	2017	2132	AG11111	OPERATING LUMP SUM APPROPRIATION	-	6,869,700
AGA	2017	2132	AA99999	SWEEPS	-	51,500
TOTAL ATTORNEY GENERAL COLLECTION ENFORCEMENT					\$ -	\$ 6,921,200
AGA	2016	2445	AG77910	ADMIN ADJUSTMENT CAPITAL POSTCONVICTION PROSECUTION	\$ -	\$ -
TOTAL STATE AID TO INDIGENT DEFENSE FUND					\$ -	\$ -
AGA	2016	2657	AG11111	ADMIN ADJUSTMENT OPERATING LUMP SUM APPROPRIATION	\$ -	\$ -
AGA	2017	2657	AG11111	OPERATING LUMP SUM APPROPRIATION	-	15,573,000
TOTAL ATTORNEY GENERAL AGENCY SERVICES FUND					\$ -	\$ 15,573,000
AGA	2013	3180	AG77610	PAD NATIONAL MORTGAGE SETTLEMENT	\$ 19,576,672	\$ -
TOTAL COURT ORDERED TRUST FUND					\$ 19,576,672	\$ -
AGA	2017	3215	AG88888	VICTIMS RIGHTS	\$ -	\$ 3,759,400
TOTAL VICTIMS RIGHTS FUND					\$ -	\$ 3,759,400
AGA	2016	3217	AG11124	INTERNET CRIMES AGAINST CHILDREN ENFORCEMENT	\$ 1,800,000	\$ -
AGA	2017	3217	AG11124	INTERNET CRIMES AGAINST CHILDREN ENFORCEMENT	-	900,000
TOTAL INTERNET CRIMES AGAINST CHILDREN ENFORCEMENT FUND					\$ 1,800,000	\$ 900,000
AGA	2016	4216	AG11120	ADMIN ADJUSTMENT RISK MANAGEMENT ISA	\$ -	\$ -
AGA	2017	4216	AG11120	RISK MANAGEMENT ISA	-	9,426,900
AGA	2017	4216	AA99999	SWEEPS	-	5,900
TOTAL RISK MANAGEMENT FUND					\$ -	\$ 9,432,800
AGA	2016	4240	AG11111	ADMIN ADJUSTMENT OPERATING LUMP SUM APPROPRIATION	\$ -	\$ -
AGA	2017	4240	AG11111	OPERATING LUMP SUM APPROPRIATION	-	2,086,800
TOTAL AG LEGAL SERVICES COST ALLOCATION FUND					\$ -	\$ 2,086,800
ARIZONA EXPOSITION AND STATE FAIR BOARD						
CLA	2016	4001	CL11000	ADMIN ADJUSTMENT OPERATING LUMP SUM APPROPRIATION	\$ -	\$ -
CLA	2015	4001	CL33000	FAIRGROUNDS CAPITAL IMPROVEMENT	591,927	-
CLA	2016	4001	CL33000	FAIRGROUNDS CAPITAL IMPROVEMENT	508,064	-
CLA	2017	4001	CL33000	FAIRGROUNDS CAPITAL IMPROVEMENT	-	-
CLA	2017	4001	CL11000	OPERATING LUMP SUM APPROPRIATION	-	11,616,100
CLA	2017	4001	AA99999	SWEEPS	-	38,100
TOTAL ARIZONA EXPOSITION FUND					\$ 1,099,992	\$ 11,654,200
GOVERNOR'S OFFICE						
GVA	2012	3171	GV10000	OPERATING LUMP SUM APPROPRIATION	\$ 192,300	\$ -

See accompanying notes to financial statements.

CAPITAL OUTLAY APPROPRIATIONS	SUPPLEMENTAL APPROPRIATIONS, MID-YEAR		NET APPROPRIATIONS	EXPENDITURES	LAPSED APPROPRIATION AUTHORITY	JUNE 30, 2017 CONTINUING APPROPRIATION AUTHORITY
	REVERSIONS AND ADJUSTMENTS					
\$ -	\$ 1,262	\$ 1,262	\$ 1,262	\$ -	\$ -	
-	36,437	36,437	36,437	-	-	
-	1,169	1,169	1,169	-	-	
-	(4,400)	995,600	775,445	220,155	-	
-	489,100	3,848,500	3,012,043	836,457	-	
-	-	15,300	15,300	-	-	
-	(3,000)	731,600	148,442	583,158	-	
<u>\$ -</u>	<u>\$ 520,568</u>	<u>\$ 5,629,868</u>	<u>\$ 3,990,098</u>	<u>\$ 1,639,770</u>	<u>\$ -</u>	
\$ -	\$ 416	\$ 416	\$ 416	\$ -	\$ -	
-	(500)	244,300	147,829	96,471	-	
-	-	800	800	-	-	
<u>\$ -</u>	<u>\$ (84)</u>	<u>\$ 245,516</u>	<u>\$ 149,046</u>	<u>\$ 96,471</u>	<u>\$ -</u>	
\$ -	\$ 9,350	\$ 9,350	\$ 9,350	\$ -	\$ -	
-	(24,500)	6,845,200	6,281,911	563,289	-	
-	-	51,500	51,500	-	-	
<u>\$ -</u>	<u>\$ (15,150)</u>	<u>\$ 6,906,050</u>	<u>\$ 6,342,761</u>	<u>\$ 563,289</u>	<u>\$ -</u>	
\$ -	\$ 116	\$ 116	\$ 116	\$ -	\$ -	
<u>\$ -</u>	<u>\$ 116</u>	<u>\$ 116</u>	<u>\$ 116</u>	<u>\$ -</u>	<u>\$ -</u>	
\$ -	\$ 71,576	\$ 71,576	\$ 71,576	\$ -	\$ -	
-	(64,500)	15,508,500	14,995,330	513,170	-	
<u>\$ -</u>	<u>\$ 7,076</u>	<u>\$ 15,580,076</u>	<u>\$ 15,066,906</u>	<u>\$ 513,170</u>	<u>\$ -</u>	
\$ -	\$ -	\$ 19,576,672	\$ 2,344,326	\$ -	\$ 17,232,347	
<u>\$ -</u>	<u>\$ -</u>	<u>\$ 19,576,672</u>	<u>\$ 2,344,326</u>	<u>\$ -</u>	<u>\$ 17,232,347</u>	
\$ -	\$ (500)	\$ 3,758,900	\$ 3,609,669	\$ 149,232	\$ -	
<u>\$ -</u>	<u>\$ (500)</u>	<u>\$ 3,758,900</u>	<u>\$ 3,609,669</u>	<u>\$ 149,232</u>	<u>\$ -</u>	
\$ -	\$ -	\$ 1,800,000	\$ -	\$ -	\$ 1,800,000	
-	-	900,000	632,051	-	267,949	
<u>\$ -</u>	<u>\$ -</u>	<u>\$ 2,700,000</u>	<u>\$ 632,051</u>	<u>\$ -</u>	<u>\$ 2,067,949</u>	
\$ -	\$ 4,738	\$ 4,738	\$ 4,738	\$ -	\$ -	
-	(20,200)	9,406,700	8,615,504	791,196	-	
-	-	5,900	5,900	-	-	
<u>\$ -</u>	<u>\$ (15,462)</u>	<u>\$ 9,417,338</u>	<u>\$ 8,626,142</u>	<u>\$ 791,196</u>	<u>\$ -</u>	
\$ -	\$ 4,400	\$ 4,400	\$ 4,400	\$ -	\$ -	
-	(6,400)	2,080,400	1,932,048	148,352	-	
<u>\$ -</u>	<u>\$ (2,000)</u>	<u>\$ 2,084,800</u>	<u>\$ 1,936,449</u>	<u>\$ 148,352</u>	<u>\$ -</u>	
\$ -	\$ 132,026	\$ 132,026	\$ 132,026	\$ -	\$ -	
-	-	591,927	-	-	591,927	
-	-	508,064	11,630	496,434	-	
1,000,000	-	1,000,000	186,875	-	813,125	
-	(2,800)	11,613,300	11,352,942	260,358	-	
-	-	38,100	38,100	-	-	
<u>\$ 1,000,000</u>	<u>\$ 129,226</u>	<u>\$ 13,883,418</u>	<u>\$ 11,721,574</u>	<u>\$ 756,792</u>	<u>\$ 1,405,052</u>	
\$ -	\$ -	\$ 192,300	\$ -	\$ 192,300	\$ -	

See accompanying notes to financial statements.

**STATE OF ARIZONA
OTHER FUNDS
STATEMENT OF EXPENDITURES - APPROPRIATION TO ACTUAL
BUDGETARY (LEGAL) BASIS
FOR THE YEAR ENDED JUNE 30, 2017**

AGY	BFY	FUND	APCAT	APPROPRIATION NAME	JULY 1, 2016		
					CONTINUING APPROPRIATION AUTHORITY	GENERAL APPROPRIATIONS	
TOTAL OIL OVERCHARGE FUND					\$	192,300	\$ -
DEPARTMENT OF HOUSING							
HDA	2017	2235	HD10000	OPERATING LUMP SUM APPROPRIATION	\$	-	\$ 318,500
TOTAL HOUSING TRUST FUND					\$	-	\$ 318,500
LEGISLATIVE COUNCIL							
LCA	2017	2047	LC12000	TELECOMMUNICATION FUND FOR THE DEAF	\$	-	\$ 250,000
TOTAL TELECOMMUNICATION FUND FOR THE DEAF					\$	-	\$ 250,000
ARIZONA STATE LOTTERY COMMISSION							
LOA	2016	2122	LO30000	ADMIN ADJUSTMENT ADVERTISING	\$	-	\$ -
LOA	2016	2122	LO70000	ADMIN ADJUSTMENT ON-LINE VENDOR FEES	-	-	-
LOA	2016	2122	LO10000	ADMIN ADJUSTMENT OPERATING LUMP SUM APPROPRIATION	-	-	-
LOA	2016	2122	LO40000	ADMIN ADJUSTMENT PRINTING OF INSTANT TICKETS	-	-	-
LOA	2016	2122	LO50000	ADMIN ADJUSTMENT SALES COMMISSIONS TO TICKET RETAILERS	-	-	-
LOA	2017	2122	LO30000	ADVERTISING	-	-	15,500,000
LOA	2014	2122	LO91214	BUILDING RENEWAL	5,454	-	-
LOA	2015	2122	LO91215	BUILDING RENEWAL	49,627	-	-
LOA	2016	2122	LO91000	BUILDING RENEWAL	103,600	-	-
LOA	2017	2122	LO91000	BUILDING RENEWAL	-	-	-
LOA	2017	2122	LO51000	COMMISSIONS TO CHARITABLE ORGANIZATIONS	-	-	1,215,800
LOA	2017	2122	LO70000	ON-LINE VENDOR FEES	-	-	8,062,600
LOA	2017	2122	LO10000	OPERATING LUMP SUM APPROPRIATION	-	-	8,389,400
LOA	2017	2122	LO40000	PRINTING OF INSTANT TICKETS	-	-	23,671,800
LOA	2017	2122	LO50000	SALES COMMISSIONS TO TICKET RETAILERS	-	-	56,633,900
LOA	2017	2122	AA99999	SWEEPS	-	-	67,900
TOTAL STATE LOTTERY FUND					\$	158,681	\$ 113,541,400
PERSONNEL BOARD							
PBA	2016	1107	PB18000	ADMIN ADJUSTMENT ANNUAL REVERSION ARS 41-750C	\$	-	\$ -
PBA	2016	1107	PB10000	ADMIN ADJUSTMENT OPERATING LUMP SUM APPROPRIATION	-	-	-
PBA	2017	1107	PB18000	ANNUAL REVERSION ARS 41-750C	-	-	-
PBA	2017	1107	PB10000	OPERATING LUMP SUM APPROPRIATION	-	-	375,700
PBA	2017	1107	AA99999	SWEEPS	-	-	3,400
TOTAL PERSONNEL DIVISION FUND					\$	-	\$ 379,100
ARIZONA PARENTS COMMISSION ON DRUG EDU AND PREVENTION							
PCA	2017	2277	PC25000	PARENTS COMM ON MIDDLE AND HIGH SCHOOL PREVENTION EDUCATION	\$	-	\$ 300,000
TOTAL DRUG TREATMENT AND EDUCATION FUND					\$	-	\$ 300,000
ARIZONA STATE RETIREMENT SYSTEM							
RTA	2016	1401	RT16000	ADMIN ADJUSTMENT OPERATING LUMP SUM APPROPRIATION	\$	-	\$ -
RTA	2011	1401	RT23890	ASRS PLAN DESIGN CHANGES	94,638	-	-
RTA	2015	1401	RT20000	AUTOMATION UPGRADES	2,669,875	-	-
RTA	2016	1401	RT20000	AUTOMATION UPGRADES	1,711,929	-	-
RTA	2017	1401	RT20000	AUTOMATION UPGRADES	-	-	2,070,000
RTA	2012	1401	RT16142	CONTRIBUTION RATE ADMINISTRATION	4,340	-	-
RTA	2013	1401	RT27450	DISTRIBUTION CHANGE IMPLEMENTATION	25,440	-	-
RTA	2014	1401	RT25620	EORP CHANGES	407,005	-	-
RTA	2016	1401	RT62695	INFORMATION TECHNOLOGY SECURITY COSTS EXEMPTION	-	-	-
RTA	2011	1401	RT16000	OPERATING LUMP SUM APPROPRIATION	668,931	-	-
RTA	2017	1401	RT16000	OPERATING LUMP SUM APPROPRIATION	-	-	22,695,000
RTA	2013	1401	RT11190	SPOUSAL CONSENT CHANGES	138,663	-	-
TOTAL AZ RETIREMENT SYSTEM ADMIN ACCOUNT					\$	5,720,821	\$ 24,765,000
RTA	2016	1408	RT16000	ADMIN ADJUSTMENT OPERATING LUMP SUM APPROPRIATION	\$	-	\$ -

See accompanying notes to financial statements.

CAPITAL OUTLAY APPROPRIATIONS	SUPPLEMENTAL APPROPRIATIONS, MID-YEAR REVERSIONS AND ADJUSTMENTS		NET APPROPRIATIONS	EXPENDITURES	LAPSED APPROPRIATION AUTHORITY	JUNE 30, 2017 CONTINUING APPROPRIATION AUTHORITY
\$ -	\$ -	\$ 192,300	\$ -	\$ 192,300	\$ -	
\$ -	\$ -	\$ 318,500	\$ 318,500	\$ -	\$ -	
\$ -	\$ -	\$ 318,500	\$ 318,500	\$ -	\$ -	
\$ -	\$ -	\$ 250,000	\$ -	\$ -	\$ 250,000	
\$ -	\$ -	\$ 250,000	\$ -	\$ -	\$ 250,000	
\$ -	\$ 2,103,788	\$ 2,103,788	\$ 2,103,788	\$ -	\$ -	
-	660,101	660,101	660,101	-	-	
-	148,183	148,183	148,183	-	-	
-	587,106	587,106	587,106	-	-	
-	886,086	886,086	886,086	-	-	
-	-	15,500,000	12,203,747	3,296,253	-	
-	-	5,454	-	5,454	-	
-	-	49,627	-	49,627	-	
-	-	103,600	103,600	-	-	
118,100	-	118,100	83,100	-	35,000	
-	81,127	1,296,927	1,296,927	-	-	
-	734,604	8,797,204	8,668,335	128,869	-	
-	(35,700)	8,353,700	7,229,303	1,124,397	-	
-	(612,600)	23,059,200	14,082,823	8,976,377	-	
-	15,939	56,649,839	55,791,575	858,264	-	
-	-	67,900	67,900	-	-	
\$ 118,100	\$ 4,568,633	\$ 118,386,814	\$ 103,912,574	\$ 14,439,241	\$ 35,000	
\$ -	\$ 125,292	\$ 125,292	\$ 125,292	\$ -	\$ -	
-	8,856	8,856	8,856	-	-	
-	352,998	352,998	352,998	-	-	
-	(400)	375,300	250,433	124,867	-	
-	-	3,400	3,400	-	-	
\$ -	\$ 486,746	\$ 865,846	\$ 740,979	\$ 124,867	\$ -	
\$ -	\$ -	\$ 300,000	\$ -	\$ -	\$ 300,000	
\$ -	\$ -	\$ 300,000	\$ -	\$ -	\$ 300,000	
\$ -	\$ 541,256	\$ 541,256	\$ 541,256	\$ -	\$ -	
-	-	94,638	-	94,638	-	
-	-	2,669,875	293,536	-	2,376,339	
-	-	1,711,929	-	-	1,711,929	
-	-	2,070,000	747,736	-	1,322,264	
-	-	4,340	-	4,340	-	
-	-	25,440	-	25,440	-	
-	-	407,005	-	407,005	-	
-	400,000	400,000	113,896	286,104	-	
-	-	668,931	-	-	668,931	
-	(80,800)	22,614,200	21,546,765	1,067,435	-	
-	-	138,663	-	138,663	-	
\$ -	\$ 860,456	\$ 31,346,278	\$ 23,243,188	\$ 2,023,626	\$ 6,079,463	
\$ -	\$ 224,541	\$ 224,541	\$ 224,541	\$ -	\$ -	

See accompanying notes to financial statements.

**STATE OF ARIZONA
OTHER FUNDS
STATEMENT OF EXPENDITURES - APPROPRIATION TO ACTUAL
BUDGETARY (LEGAL) BASIS
FOR THE YEAR ENDED JUNE 30, 2017**

AGY	BFY	FUND	APCAT	APPROPRIATION NAME	JULY 1, 2016	
					CONTINUING APPROPRIATION AUTHORITY	GENERAL APPROPRIATIONS
RTA	2011	1408	RT16000	OPERATING LUMP SUM APPROPRIATION	127,836	-
RTA	2017	1408	RT16000	OPERATING LUMP SUM APPROPRIATION	-	2,800,000
TOTAL LTD TRUST FUND ADMINISTRATION ACCOUNT					\$ 127,836	\$ 2,800,000
DEPARTMENT OF REVENUE						
RVA	2016	1306	RV10000	ADMIN ADJUSTMENT OPERATING LUMP SUM APPROPRIATION	\$ -	\$ -
RVA	2017	1306	RV10000	OPERATING LUMP SUM APPROPRIATION	-	678,900
RVA	2017	1306	AA99999	SWEEPS	-	100
TOTAL TOBACCO TAX AND HEALTH CARE FUND					\$ -	\$ 679,000
RVA	2016	1993	RV10000	ADMIN ADJUSTMENT OPERATING LUMP SUM APPROPRIATION	\$ -	\$ -
RVA	2017	1993	RV10005	BRITS OPERATIONAL SUPPORT	-	2,893,700
RVA	2017	1993	RV10000	OPERATING LUMP SUM APPROPRIATION	-	41,064,600
RVA	2017	1993	AA99999	SWEEPS	-	62,100
RVA	2017	1993	RV10004	UNCLAIMED PROPERTY ADMINISTRATION-AUDIT	-	1,218,500
TOTAL DEPARTMENT OF REVENUE ADMINISTRATIVE FUND					\$ -	\$ 45,238,900
RVA	2017	2179	RV10000	OPERATING LUMP SUM APPROPRIATION	\$ -	\$ 398,000
RVA	2017	2179	AA99999	SWEEPS	-	1,000,000
TOTAL DEPARTMENT OF REVENUE LIABILITY SETOFF FUND					\$ -	\$ 1,398,000
SENATE						
SNA	2012	2549	SN20000	BORDER SECURITY TRUST FUND	\$ 44,419	\$ -
TOTAL BORDER SECURITY TRUST FUND					\$ 44,419	\$ -
SUPREME COURT						
SPA	2016	2075	SP02628	ADMIN ADJUSTMENT STATE AID	\$ -	\$ -
SPA	2017	2075	SP04542	AUTOMATION	-	1,654,800
SPA	2017	2075	SP01048	COMMUNITY PUNISHMENT	-	1,810,100
SPA	2017	2075	SP02627	JUVENILE CRIME REDUCTION	-	3,308,000
SPA	2017	2075	SP01031	OPERATING LUMP SUM	-	423,900
SPA	2017	2075	SP04000	OPERATING LUMP SUM APPROPRIATION	-	5,600
SPA	2017	2075	SP02628	STATE AID	-	2,703,400
TOTAL SUPREME COURT CJEF DISBURSEMENTS					\$ -	\$ 9,905,800
SPA	2016	2246	SP01033	ADMIN ADJUSTMENT CENTRALIZED SERVICE PAYMENTS	\$ -	\$ -
SPA	2016	2246	SP04000	ADMIN ADJUSTMENT OPERATING LUMP SUM APPROPRIATION	-	-
SPA	2017	2246	SP01078	ADULT INTENSIVE PROBATION	-	1,535,200
SPA	2017	2246	SP01016	ADULT STANDARD PROBATION	-	3,774,100
SPA	2017	2246	SP04542	AUTOMATION	-	11,393,200
SPA	2017	2246	SP01033	CENTRALIZED SERVICE PAYMENTS	-	449,900
SPA	2017	2246	SP01050	INTERSTATE COMPACT	-	92,800
SPA	2017	2246	SP01073	JUVENILE STANDARD PROBATION	-	150,000
SPA	2017	2246	SP01031	OPERATING LUMP SUM	-	20,200
SPA	2017	2246	SP04000	OPERATING LUMP SUM APPROPRIATION	-	2,621,700
TOTAL JUDICIAL COLLECTION ENHANCEMENT FUND					\$ -	\$ 20,037,100
SPA	2016	2247	SP04000	ADMIN ADJUSTMENT OPERATING LUMP SUM APPROPRIATION	\$ -	\$ -
SPA	2017	2247	SP04542	AUTOMATION	-	3,492,300
SPA	2017	2247	SP04000	OPERATING LUMP SUM APPROPRIATION	-	705,000
TOTAL DEFENSIVE DRIVING SCHOOL FUND					\$ -	\$ 4,197,300
SPA	2017	2275	SP04542	AUTOMATION	\$ -	\$ 80,300
SPA	2017	2275	SP01083	COURT APPOINTED SPECIAL ADVOCATE	-	2,862,500
SPA	2017	2275	AA99999	SWEEPS	-	500,000
TOTAL COURT APPOINTED SPECIAL ADVOCATE FUND					\$ -	\$ 3,442,800

See accompanying notes to financial statements.

CAPITAL OUTLAY APPROPRIATIONS	SUPPLEMENTAL APPROPRIATIONS, MID-YEAR		NET APPROPRIATIONS	EXPENDITURES	LAPSED APPROPRIATION AUTHORITY	JUNE 30, 2017 CONTINUING APPROPRIATION AUTHORITY
	REVERSIONS AND ADJUSTMENTS					
-	-		127,836	-	127,836	-
-	-		2,800,000	1,641,026	1,158,974	-
\$ -	\$ 224,541	\$	\$ 3,152,377	\$ 1,865,567	\$ 1,286,810	\$ -
\$ -	\$ 320	\$	\$ 320	\$ 320	\$ -	\$ -
-	(600)		678,300	619,921	58,379	-
-	-		100	100	-	-
\$ -	\$ (280)	\$	\$ 678,720	\$ 620,340	\$ 58,379	\$ -
\$ -	\$ 968,928	\$	\$ 968,928	\$ 968,928	\$ -	\$ -
-	2,597,700		5,491,400	5,306,578	184,822	-
-	(2,615,800)		38,448,800	36,160,710	2,288,090	-
-	-		62,100	62,100	-	-
-	700,000		1,918,500	1,747,596	170,904	-
\$ -	\$ 1,650,828	\$	\$ 46,889,728	\$ 44,245,913	\$ 2,643,815	\$ -
\$ -	\$ (100)	\$	\$ 397,900	\$ 331,594	\$ 66,306	\$ -
-	-		1,000,000	1,000,000	-	-
\$ -	\$ (100)	\$	\$ 1,397,900	\$ 1,331,594	\$ 66,306	\$ -
\$ -	\$ -	\$	\$ 44,419	\$ -	\$ -	\$ 44,418
\$ -	\$ -	\$	\$ 44,419	\$ -	\$ -	\$ 44,418
\$ -	\$ 65,892	\$	\$ 65,892	\$ 65,892	\$ -	\$ -
-	-		1,654,800	1,302,515	352,285	-
-	-		1,810,100	816,051	994,049	-
-	-		3,308,000	598,084	2,709,916	-
-	(106,800)		317,100	291,325	25,775	-
-	1,400		7,000	-	7,000	-
-	-		2,703,400	2,029,922	673,478	-
\$ -	\$ (39,508)	\$	\$ 9,866,292	\$ 5,103,790	\$ 4,762,503	\$ -
\$ -	\$ 2,589	\$	\$ 2,589	\$ 2,589	\$ -	\$ -
-	101,102		101,102	101,102	-	-
-	-		1,535,200	1,020,933	514,267	-
-	-		3,774,100	3,670,888	103,212	-
-	-		11,393,200	8,459,069	2,934,131	-
-	-		449,900	-	449,900	-
-	-		92,800	92,800	-	-
-	-		150,000	-	150,000	-
-	(7,000)		13,200	-	13,200	-
-	3,000		2,624,700	1,949,267	675,433	-
\$ -	\$ 99,691	\$	\$ 20,136,791	\$ 15,296,649	\$ 4,840,143	\$ -
\$ -	\$ 93	\$	\$ 93	\$ 93	\$ -	\$ -
-	-		3,492,300	2,506,661	985,639	-
-	1,200		706,200	539,877	166,323	-
\$ -	\$ 1,293	\$	\$ 4,198,593	\$ 3,046,630	\$ 1,151,963	\$ -
\$ -	\$ -	\$	\$ 80,300	\$ 76,949	\$ 3,351	\$ -
-	400		2,862,900	2,799,758	63,142	-
-	-		500,000	500,000	-	-
\$ -	\$ 400	\$	\$ 3,443,200	\$ 3,376,707	\$ 66,493	\$ -

See accompanying notes to financial statements.

**STATE OF ARIZONA
OTHER FUNDS
STATEMENT OF EXPENDITURES - APPROPRIATION TO ACTUAL
BUDGETARY (LEGAL) BASIS
FOR THE YEAR ENDED JUNE 30, 2017**

AGY	BFY	FUND	APCAT	APPROPRIATION NAME	JULY 1, 2016	
					CONTINUING APPROPRIATION AUTHORITY	GENERAL APPROPRIATIONS
SPA	2016	2276	SP04000	ADMIN ADJUSTMENT OPERATING LUMP SUM APPROPRIATION	\$ -	\$ -
SPA	2017	2276	SP04000	OPERATING LUMP SUM APPROPRIATION	-	488,400
TOTAL CONFIDENTIAL INTERMEDIARY/FIDUCIARY FUND					\$ -	\$ 488,400
SPA	2017	2277	SP01048	COMMUNITY PUNISHMENT	\$ -	\$ 500,200
SPA	2017	2277	SP01031	OPERATING LUMP SUM	-	2,200
SPA	2017	2277	AA99999	SWEEPS	-	250,000
TOTAL DRUG TREATMENT AND EDUCATION FUND					\$ -	\$ 752,400
SPA	2017	2446	SP02628	STATE AID	\$ -	\$ 2,945,000
TOTAL STATE AID TO THE COURTS FUND					\$ -	\$ 2,945,000
SPA	2017	4250	SP04215	FELONY PRETRIAL INTERVENTION PROGRAM	\$ -	\$ 250,000
TOTAL HEALTH SERVICES LOTTERY FUND					\$ -	\$ 250,000
SECRETARY OF STATE						
STA	2016	2357	ST32000	HELP AMERICA VOTE ACT	\$ 2,216,926	\$ -
STA	2017	2357	ST32000	HELP AMERICA VOTE ACT	-	2,941,500
TOTAL ELECTION SYSTEMS IMPROVEMENT FUND					\$ 2,216,926	\$ 2,941,500
STA	2016	2431	ST10000	ADMIN ADJUSTMENT OPERATING LUMP SUM APPROPRIATION	\$ -	\$ -
STA	2014	2431	ST12009	BUILDING RENOVATION AND CODE COMPLIANCE	102,797	-
STA	2017	2431	ST10000	OPERATING LUMP SUM APPROPRIATION	-	742,000
TOTAL RECORDS SERVICES FUND					\$ 102,797	\$ 742,000
STATE TREASURER						
TRA	2017	2111	TR31801	LAW ENFORCEMENT AND BOATING SAFETY DIST	\$ -	\$ 2,183,800
TOTAL LAW ENFORCEMENT AND BOATING SAFETY FUND					\$ -	\$ 2,183,800
TRA	2017	2571	TR31101	OPERATING LUMP SUM APPROPRIATION	\$ -	\$ 79,700
TOTAL TREASURER EMPOWERMENT SCHOLARSHIP ACCOUNT FUND					\$ -	\$ 79,700
TRA	2017	3034	TR55041	BUDGET STABILIZATION INTEREST TRANSFERS	\$ -	\$ 1,500,000
TOTAL BUDGET STABILIZATION FUND					\$ -	\$ 1,500,000
TRA	2016	3795	TR31101	ADMIN ADJUSTMENT OPERATING LUMP SUM APPROPRIATION	\$ -	\$ -
TRA	2017	3795	TR31101	OPERATING LUMP SUM APPROPRIATION	-	2,571,800
TRA	2017	3795	AA99999	SWEEPS	-	13,000
TOTAL STATE TREASURER OPERATING FUND					\$ -	\$ 2,584,800
TRA	2017	3799	TR31101	OPERATING LUMP SUM APPROPRIATION	\$ -	\$ 196,600
TOTAL STATE TREASURER MANAGEMENT FUND					\$ -	\$ 196,600
TOTAL GENERAL GOVERNMENT					\$ 34,206,279	\$ 605,667,900
HEALTH AND WELFARE						
DEPARTMENT OF CHILD SAFETY						
CHA	2016	2000	CH03	ADMIN ADJUSTMENT DCS ADOPTION SERVICES	\$ -	\$ -
CHA	2016	2000	CH20	ADMIN ADJUSTMENT DCS CHILD CARE SUBSIDY	-	-
CHA	2016	2000	CH04	ADMIN ADJUSTMENT DCS FOSTER CARE PLACEMENT	-	-
CHA	2016	2000	CH11	ADMIN ADJUSTMENT DCS IN-HOME PREVENTIVE SUPPORT SERVICES	-	-
CHA	2016	2000	CH14	ADMIN ADJUSTMENT DCS INSPECTIONS BUREAU	-	-
CHA	2016	2000	CH16	ADMIN ADJUSTMENT DCS OFFICE OF CHILD WELFARE INVESTIGATIONS	-	-
CHA	2016	2000	CH01	ADMIN ADJUSTMENT DCS OPERATING LUMP SUM	-	-
CHA	2016	2000	CH12	ADMIN ADJUSTMENT DCS OUT-OF-HOME SUPPORT SERVICES	-	-

See accompanying notes to financial statements.

CAPITAL OUTLAY APPROPRIATIONS	SUPPLEMENTAL APPROPRIATIONS, MID-YEAR REVERSIONS AND ADJUSTMENTS		NET APPROPRIATIONS		LAPSED APPROPRIATION AUTHORITY		JUNE 30, 2017 CONTINUING APPROPRIATION AUTHORITY
				EXPENDITURES			
\$ -	\$ 65	\$ 65	\$ 65	\$ 65	\$ -	\$ -	\$ -
-	500	488,900	219,006	219,006	269,894	-	-
<u>-</u>	<u>565</u>	<u>488,965</u>	<u>219,071</u>	<u>219,071</u>	<u>269,894</u>	<u>-</u>	<u>-</u>
\$ -	\$ -	\$ 500,200	\$ 500,200	\$ 500,200	\$ -	\$ -	\$ -
-	500	2,700	2,200	2,200	500	-	-
-	-	250,000	250,000	250,000	-	-	-
<u>-</u>	<u>500</u>	<u>752,900</u>	<u>752,400</u>	<u>752,400</u>	<u>500</u>	<u>-</u>	<u>-</u>
\$ -	\$ 100	\$ 2,945,100	\$ 2,132,257	\$ 2,132,257	\$ 812,843	\$ -	\$ -
<u>-</u>	<u>100</u>	<u>2,945,100</u>	<u>2,132,257</u>	<u>2,132,257</u>	<u>812,843</u>	<u>-</u>	<u>-</u>
\$ -	\$ -	\$ 250,000	\$ 250,000	\$ 250,000	\$ -	\$ -	\$ -
<u>-</u>	<u>-</u>	<u>250,000</u>	<u>250,000</u>	<u>250,000</u>	<u>-</u>	<u>-</u>	<u>-</u>
\$ -	\$ -	\$ 2,216,926	\$ (403,389)	\$ (403,389)	\$ 2,620,314	\$ -	\$ -
-	(400)	2,941,100	1,458,045	1,458,045	-	1,483,055	1,483,055
<u>-</u>	<u>(400)</u>	<u>5,158,026</u>	<u>1,054,656</u>	<u>1,054,656</u>	<u>2,620,314</u>	<u>-</u>	<u>1,483,055</u>
\$ -	\$ 203,508	\$ 203,508	\$ 203,508	\$ 203,508	\$ -	\$ -	\$ -
-	-	102,797	-	-	-	102,797	102,797
-	(1,600)	740,400	692,629	692,629	47,771	-	-
<u>-</u>	<u>201,908</u>	<u>1,046,705</u>	<u>896,136</u>	<u>896,136</u>	<u>47,771</u>	<u>-</u>	<u>102,797</u>
\$ -	\$ -	\$ 2,183,800	\$ -	\$ -	\$ 2,183,800	\$ -	\$ -
<u>-</u>	<u>-</u>	<u>2,183,800</u>	<u>-</u>	<u>-</u>	<u>2,183,800</u>	<u>-</u>	<u>-</u>
\$ -	\$ (300)	\$ 79,400	\$ 79,400	\$ 79,400	\$ -	\$ -	\$ -
<u>-</u>	<u>(300)</u>	<u>79,400</u>	<u>79,400</u>	<u>79,400</u>	<u>-</u>	<u>-</u>	<u>-</u>
\$ -	\$ -	\$ 1,500,000	\$ 1,500,000	\$ 1,500,000	\$ -	\$ -	\$ -
<u>-</u>	<u>-</u>	<u>1,500,000</u>	<u>1,500,000</u>	<u>1,500,000</u>	<u>-</u>	<u>-</u>	<u>-</u>
\$ -	\$ 36,927	\$ 36,927	\$ 36,927	\$ 36,927	\$ -	\$ -	\$ -
-	(12,500)	2,559,300	2,514,370	2,514,370	44,930	-	-
-	-	13,000	13,000	13,000	-	-	-
<u>-</u>	<u>24,427</u>	<u>2,609,227</u>	<u>2,564,297</u>	<u>2,564,297</u>	<u>44,930</u>	<u>-</u>	<u>-</u>
\$ -	\$ (1,000)	\$ 195,600	\$ 195,600	\$ 195,600	\$ -	\$ -	\$ -
<u>-</u>	<u>(1,000)</u>	<u>195,600</u>	<u>195,600</u>	<u>195,600</u>	<u>-</u>	<u>-</u>	<u>-</u>
<u>1,118,100</u>	<u>48,360,346</u>	<u>689,352,625</u>	<u>554,065,355</u>	<u>554,065,355</u>	<u>100,184,187</u>	<u>-</u>	<u>35,103,082</u>
\$ -	\$ 15,623,054	\$ 15,623,054	\$ 15,623,054	\$ 15,623,054	\$ -	\$ -	\$ -
-	4,907,351	4,907,351	4,907,351	4,907,351	-	-	-
-	1,545,694	1,545,694	1,545,694	1,545,694	-	-	-
-	1,393,978	1,393,978	1,393,978	1,393,978	-	-	-
-	1,217	1,217	1,217	1,217	-	-	-
-	21,071	21,071	21,071	21,071	-	-	-
-	5,803,870	5,803,870	5,803,870	5,803,870	-	-	-
-	9,635,229	9,635,229	9,635,229	9,635,229	-	-	-

See accompanying notes to financial statements.

**STATE OF ARIZONA
OTHER FUNDS
STATEMENT OF EXPENDITURES - APPROPRIATION TO ACTUAL
BUDGETARY (LEGAL) BASIS
FOR THE YEAR ENDED JUNE 30, 2017**

AGY	BFY	FUND	APCAT	APPROPRIATION NAME	JULY 1, 2016	
					CONTINUING APPROPRIATION AUTHORITY	GENERAL APPROPRIATIONS
CHA	2016	2000	CH10	ADMIN ADJUSTMENT DCS RECORDS RETENTION STAFF	-	-
CHA	2016	2000	CH19	ADMIN ADJUSTMENT DCS TRAINING RESOURCES	-	-
CHA	2016	2000	CH02	ADMIN ADJUSTMENT EMERGENCY AND RESIDENTIAL PLACEMENT	-	-
CHA	2017	2000	CH03	DCS ADOPTION SERVICES	-	149,732,300
CHA	2017	2000	CH07	DCS ATTORNEY GENERAL LEGAL SERVICES	-	6,891,800
CHA	2017	2000	CHC1	DCS - CASEWORKERS	-	64,466,800
CHA	2017	2000	CH20	DCS CHILD CARE SUBSIDY	-	38,159,400
CHA	2017	2000	CH04	DCS FOSTER CARE PLACEMENT	-	35,408,000
CHA	2017	2000	CH05	DCS INDEPENDENT LIVING MAINTENANCE	-	1,690,700
CHA	2017	2000	CH11	DCS IN-HOME MITIGATION	-	11,734,800
CHA	2017	2000	CH14	DCS INSPECTIONS BUREAU	-	1,150,600
CHA	2017	2000	CHD1	DCS - NEW CASE AIDES	-	577,700
CHA	2017	2000	CH16	DCS OFFICE OF CHILD WELFARE INVESTIGATIONS	-	1,144,000
CHA	2017	2000	CH01	DCS OPERATING LUMP SUM	-	58,134,000
CHA	2017	2000	CH12	DCS OUT-OF-HOME SUPPORT SERVICES	-	141,339,300
CHA	2017	2000	CH13	DCS OVERTIME	-	5,789,300
CHA	2017	2000	CH06	DCS PERMANENT GUARDIAN SUBSIDY	-	1,943,000
CHA	2017	2000	CHPS	DCS - PREVENTIVE SERVICES	-	11,148,300
CHA	2017	2000	CH10	DCS RECORDS RETENTION STAFF	-	97,200
CHA	2017	2000	CH19	DCS TRAINING RESOURCES	-	5,000,000
CHA	2017	2000	CH02	EMERGENCY AND RESIDENTIAL PLACEMENT	-	57,872,100
TOTAL FEDERAL GRANT FUND					\$ -	\$ 592,279,300
CHA	2017	2162	CH11	DCS IN-HOME MITIGATION	\$ -	\$ 1,459,300
TOTAL CHILD ABUSE PREVENTION FUND					\$ -	\$ 1,459,300
CHA	2017	2173	CHC1	DCS - CASEWORKERS	\$ -	\$ 207,900
TOTAL CHILD FAMILY SERVICES TRAINING PROGRAM					\$ -	\$ 207,900
CHA	2016	4216	CHRS	LITIGATION EXPENSES	\$ 2,867,600	\$ -
TOTAL RISK MANAGEMENT FUND					\$ 2,867,600	\$ -
DEPARTMENT OF ECONOMIC SECURITY						
DEA	2016	2000	DE11	ADMIN ADJUSTMENT ATTORNEY GENERAL LEGAL SERVICES	\$ -	\$ -
DEA	2016	2000	DE53	ADMIN ADJUSTMENT CHILD CARE SUBSIDY	-	-
DEA	2016	2000	DE62	ADMIN ADJUSTMENT COMMUNITY AND EMERGENCY SERVICES	-	-
DEA	2016	2000	DE64	ADMIN ADJUSTMENT COORDINATED HOMELESS PROGRAM	-	-
DEA	2016	2000	DE33	ADMIN ADJUSTMENT COORDINATED HUNGER	-	-
DEA	2016	2000	DE00	ADMIN ADJUSTMENT DES OPERATING LUMP SUM	-	-
DEA	2016	2000	DE65	ADMIN ADJUSTMENT DOMESTIC VIOLENCE PREVENTION	-	-
DEA	2016	2000	DE54	ADMIN ADJUSTMENT JOBS	-	-
DEA	2016	2000	DE51	ADMIN ADJUSTMENT WORKFORCE INVESTMENT ACT SERVICES	-	-
DEA	2017	2000	DE11	ATTORNEY GENERAL LEGAL SERVICES	-	133,800
DEA	2017	2000	DE53	CHILD CARE SUBSIDY	-	98,396,600
DEA	2017	2000	DE62	COMMUNITY AND EMERGENCY SERVICES	-	3,724,000
DEA	2017	2000	DE64	COORDINATED HOMELESS PROGRAM	-	1,649,500
DEA	2017	2000	DE33	COORDINATED HUNGER	-	500,000
DEA	2017	2000	DE00	DES OPERATING LUMP SUM	-	34,778,500
DEA	2017	2000	DE65	DOMESTIC VIOLENCE PREVENTION	-	6,620,700
DEA	2017	2000	DE54	JOBS	-	11,594,700
DEA	2017	2000	DE31	TANF CASH BENEFITS	-	27,736,400
DEA	2017	2000	DE51	WORKFORCE INVESTMENT ACT SERVICES	-	51,654,600
TOTAL FEDERAL GRANT FUND					\$ -	\$ 236,788,800
DEA	2016	2066	DE11	ADMIN ADJUSTMENT ATTORNEY GENERAL LEGAL SERVICES	\$ -	\$ -
DEA	2016	2066	DE00	ADMIN ADJUSTMENT DES OPERATING LUMP SUM	-	-
DEA	2016	2066	DE54	ADMIN ADJUSTMENT JOBS	-	-

See accompanying notes to financial statements.

CAPITAL OUTLAY APPROPRIATIONS	SUPPLEMENTAL APPROPRIATIONS, MID-YEAR		NET APPROPRIATIONS	EXPENDITURES	LAPSED APPROPRIATION AUTHORITY	JUNE 30, 2017 CONTINUING APPROPRIATION AUTHORITY
	REVERSIONS AND ADJUSTMENTS					
-	943	943	943	-	-	
-	3,560,191	3,560,191	3,560,191	-	-	
-	9,504,044	9,504,044	9,504,044	-	-	
-	-	149,732,300	149,732,300	8,967,068	-	
-	(75,600)	6,816,200	6,811,196	5,004	-	
-	(255,700)	64,211,100	54,158,374	10,052,726	-	
-	3,761,000	41,920,400	33,649,981	8,270,419	-	
-	-	35,408,000	24,582,357	10,825,643	-	
-	-	1,690,700	1,690,700	-	-	
-	890,000	12,624,800	4,872,403	7,752,397	-	
-	(7,500)	1,143,100	931,081	212,019	-	
-	(7,500)	570,200	102,340	467,860	-	
-	(42,000)	1,102,000	11,490	1,090,510	-	
-	(134,500)	57,999,500	43,622,090	14,377,410	-	
-	(4,651,000)	136,688,300	76,973,545	59,714,755	-	
-	(13,200)	5,776,100	2,944,563	2,831,537	-	
-	-	1,943,000	1,467,213	475,787	-	
-	-	11,148,300	10,449,586	698,714	-	
-	(1,200)	96,000	74,599	21,401	-	
-	-	5,000,000	4,340,245	659,755	-	
-	-	57,872,100	52,367,458	5,504,642	-	
\$ -	\$ 51,459,442	\$ 643,738,742	\$ 511,811,093	\$ 131,927,648	\$ -	
\$ -	\$ -	\$ 1,459,300	\$ 642,657	\$ 816,643	\$ -	
\$ -	\$ -	\$ 1,459,300	\$ 642,657	\$ 816,643	\$ -	
\$ -	\$ (800)	\$ 207,100	\$ -	\$ 207,100	\$ -	
\$ -	\$ (800)	\$ 207,100	\$ -	\$ 207,100	\$ -	
\$ -	\$ -	\$ 2,867,600	\$ 2,181,386	\$ -	\$ 686,214	
\$ -	\$ -	\$ 2,867,600	\$ 2,181,386	\$ -	\$ 686,214	
\$ -	\$ 38,112	\$ 38,112	\$ 38,112	\$ -	\$ -	
-	8,570,770	8,570,770	8,570,770	-	-	
-	292,991	292,991	292,991	-	-	
-	137,958	137,958	137,958	-	-	
-	81,033	81,033	81,033	-	-	
-	2,902,176	2,902,176	2,902,176	-	-	
-	415,179	415,179	415,179	-	-	
-	2,266,248	2,266,248	2,266,248	-	-	
-	11,780,926	11,780,926	11,780,926	-	-	
-	-	133,800	68,764	65,036	-	
-	-	98,396,600	79,166,157	19,230,443	-	
-	-	3,724,000	3,080,638	643,362	-	
-	-	1,649,500	1,557,803	91,697	-	
-	-	500,000	417,965	82,035	-	
-	(10,300)	34,768,200	30,651,988	4,116,212	-	
-	-	6,620,700	6,191,302	429,398	-	
-	-	11,594,700	8,405,533	3,189,167	-	
-	-	27,736,400	26,814,249	922,151	-	
-	-	51,654,600	42,853,915	8,800,685	-	
\$ -	\$ 26,475,093	\$ 263,263,893	\$ 225,693,704	\$ 37,570,189	\$ -	
\$ -	\$ 150	\$ 150	\$ 150	\$ -	\$ -	
-	197,816	197,816	197,816	-	-	
-	254,595	254,595	254,595	-	-	

See accompanying notes to financial statements.

**STATE OF ARIZONA
OTHER FUNDS
STATEMENT OF EXPENDITURES - APPROPRIATION TO ACTUAL
BUDGETARY (LEGAL) BASIS
FOR THE YEAR ENDED JUNE 30, 2017**

AGY	BFY	FUND	APCAT	APPROPRIATION NAME	JULY 1, 2016	
					CONTINUING APPROPRIATION AUTHORITY	GENERAL APPROPRIATIONS
DEA	2017	2066	DE11	ATTORNEY GENERAL LEGAL SERVICES	-	5,000
DEA	2017	2066	DE00	DES OPERATING LUMP SUM	-	1,703,800
DEA	2017	2066	DE22	HOME & COMMUNITY SERVICES - STATE ONLY	-	120,000
DEA	2017	2066	DE54	JOBS	-	1,110,900
DEA	2017	2066	DE23	STATE FUNDED LONG-TERM CARE SERVICES	-	-
DEA	2017	2066	AA99999	SWEEPS	-	1,302,500
TOTAL SPECIAL ADMINISTRATION FUND					\$ -	\$ 4,242,200
DEA	2016	2091	DE71	ADMIN ADJUSTMENT COUNTY PARTICIPATION	\$ -	\$ -
DEA	2017	2091	DE11	ATTORNEY GENERAL LEGAL SERVICES	-	9,606,900
DEA	2017	2091	DE71	COUNTY PARTICIPATION	-	8,740,200
DEA	2017	2091	DE00	DES OPERATING LUMP SUM	-	40,851,600
TOTAL ECONOMIC SECURITY DCSE ADMINISTRATION					\$ -	\$ 59,198,700
DEA	2016	2160	DE65	ADMIN ADJUSTMENT DOMESTIC VIOLENCE PREVENTION	\$ -	\$ -
DEA	2017	2160	DE65	DOMESTIC VIOLENCE PREVENTION	-	4,000,000
TOTAL DOMESTIC VIOLENCE SERVICES FUND					\$ -	\$ 4,000,000
DEA	2016	2217	DE00	ADMIN ADJUSTMENT DES OPERATING LUMP SUM	\$ -	\$ -
DEA	2017	2217	DE11	ATTORNEY GENERAL LEGAL SERVICES	-	90,900
DEA	2017	2217	DE00	DES OPERATING LUMP SUM	-	333,700
DEA	2017	2217	AA99999	SWEEPS	-	200
TOTAL PUBLIC ASSISTANCE COLLECTIONS FUND					\$ -	\$ 424,800
DEA	2016	2224	DE28	ADMIN ADJUSTMENT AZ TRAINING PROGRAM COOLIDGE-TITLE XIX	\$ -	\$ -
DEA	2016	2224	DE24	ADMIN ADJUSTMENT CASE MANAGEMENT-TITLE XIX	-	-
DEA	2016	2224	DED	ADMIN ADJUSTMENT DCS SPCL SUPPLEMENTAL APP	-	-
DEA	2016	2224	DE20A	ADMIN ADJUSTMENT DDD OPERATING LUMP SUM	-	-
DEA	2016	2224	DE22	ADMIN ADJUSTMENT HOME & COMMUNITY SERVICES - STATE ONLY	-	-
DEA	2016	2224	DE25	ADMIN ADJUSTMENT HOME AND COMMUNITY BASED SVC-TITLE XIX	-	-
DEA	2016	2224	DE26	ADMIN ADJUSTMENT INSTITUTIONAL SERVICES-TITLE XIX	-	-
DEA	2016	2224	DE27	ADMIN ADJUSTMENT MEDICAL SERVICES-TITLE XIX	-	-
DEA	2016	2224	DE23	ADMIN ADJUSTMENT STATE FUNDED LONG-TERM CARE SERVICES	-	-
DEA	2016	2224	AA99999	ADMIN ADJUSTMENT SWEEPS	-	-
DEA	2017	2224	DE28	AZ TRAINING PROGRAM COOLIDGE-TITLE XIX	-	15,822,100
DEA	2017	2224	DE24	CASE MANAGEMENT-TITLE XIX	-	55,627,300
DEA	2017	2224	DE20A	DDD OPERATING LUMP SUM	-	49,590,200
DEA	2017	2224	DE25	HOME AND COMMUNITY BASED SVC-TITLE XIX	-	994,348,600
DEA	2017	2224	DE26	INSTITUTIONAL SERVICES-TITLE XIX	-	22,632,900
DEA	2017	2224	DE27	MEDICAL SERVICES-TITLE XIX	-	165,542,400
DEA	2017	2224	DE23	STATE FUNDED LONG-TERM CARE SERVICES	-	26,554,000
DEA	2017	2224	AA99999	SWEEPS	-	157,400
TOTAL DEPT LONG-TERM CARE SYSTEM FUND					\$ -	\$ 1,330,274,900
DEA	2016	2335	DE11	ADMIN ADJUSTMENT ATTORNEY GENERAL LEGAL SERVICES	\$ -	\$ -
DEA	2015	2335	DE00	ADMIN ADJUSTMENT DES OPERATING LUMP SUM	-	-
DEA	2016	2335	DE00	ADMIN ADJUSTMENT DES OPERATING LUMP SUM	-	-
DEA	2016	2335	DE55	ADMIN ADJUSTMENT INDEPENDENT LIVING REHABILITATION SVCS	-	-
DEA	2016	2335	DE52	ADMIN ADJUSTMENT REHABILITATION SERVICES	-	-
DEA	2017	2335	DE11	ATTORNEY GENERAL LEGAL SERVICES	-	2,000
DEA	2017	2335	DE00	DES OPERATING LUMP SUM	-	544,700
DEA	2017	2335	DE55	INDEPENDENT LIVING REHABILITATION SVCS	-	1,123,400
DEA	2017	2335	DE52	REHABILITATION SERVICES	-	654,700
DEA	2017	2335	AA99999	SWEEPS	-	5,300
TOTAL SPINAL AND HEAD INJURIES TRUST FUND					\$ -	\$ 2,330,100
DEA	2017	3034	DEL	LOAN FOR REIMBURSEMENT GRANTS	\$ -	\$ -

See accompanying notes to financial statements.

CAPITAL OUTLAY APPROPRIATIONS	SUPPLEMENTAL APPROPRIATIONS, MID-YEAR		NET APPROPRIATIONS	EXPENDITURES	LAPSED APPROPRIATION AUTHORITY	JUNE 30, 2017 CONTINUING APPROPRIATION AUTHORITY
	REVERSIONS AND ADJUSTMENTS					
-	-	5,000	2,126	2,874	-	
-	1,989,000	3,692,800	3,511,875	180,925	-	
-	-	120,000	88,227	31,773	-	
-	-	1,110,900	1,110,900	-	-	
-	600,000	600,000	600,000	-	-	
-	-	1,302,500	1,302,500	-	-	
\$ -	\$ 3,041,560	\$ 7,283,760	\$ 7,068,189	\$ 215,571	\$ -	
\$ -	\$ 941,451	\$ 941,451	\$ 941,451	\$ -	\$ -	
-	(63,800)	9,543,100	8,270,990	1,272,110	-	
-	-	8,740,200	4,177,347	4,562,853	-	
-	(202,800)	40,648,800	28,901,982	11,746,818	-	
\$ -	\$ 674,851	\$ 59,873,551	\$ 42,291,770	\$ 17,581,781	\$ -	
\$ -	\$ 25	\$ 25	\$ 25	\$ -	\$ -	
-	-	4,000,000	3,423,672	576,328	-	
\$ -	\$ 25	\$ 4,000,025	\$ 3,423,698	\$ 576,328	\$ -	
\$ -	\$ 1,580	\$ 1,580	\$ 1,580	\$ -	\$ -	
-	(100)	90,800	3	90,797	-	
-	(2,600)	331,100	6,559	324,541	-	
-	-	200	200	-	-	
\$ -	\$ (1,120)	\$ 423,680	\$ 8,342	\$ 415,338	\$ -	
\$ -	\$ 1,078,643	\$ 1,078,643	\$ 1,078,643	\$ -	\$ -	
-	107,468	107,468	107,468	-	-	
-	20,000,000	20,000,000	20,000,000	-	-	
-	6,942,987	6,942,987	6,942,987	-	-	
-	1,000,000	1,000,000	1,000,000	-	-	
-	58,985,431	58,985,431	58,985,431	-	-	
-	2,686,711	2,686,711	2,686,711	-	-	
-	3,162,023	3,162,023	3,162,023	-	-	
-	2,451,806	2,451,806	2,451,806	-	-	
-	24,052,425	24,052,425	24,052,425	-	-	
-	2,913,000	18,735,100	15,288,646	3,446,454	-	
-	6,220,400	61,847,700	49,529,293	12,318,407	-	
-	10,486,900	60,077,100	43,249,543	16,827,557	-	
-	(4,211,300)	990,137,300	847,867,867	142,269,433	-	
-	2,978,000	25,610,900	22,557,386	3,053,514	-	
-	6,472,100	172,014,500	168,629,896	3,384,604	-	
-	5,600	26,559,600	24,316,237	2,243,363	-	
-	-	157,400	157,400	-	-	
\$ -	\$ 145,332,195	\$ 1,475,607,095	\$ 1,292,063,764	\$ 183,543,331	\$ -	
\$ -	\$ 44	\$ 44	\$ 44	\$ -	\$ -	
-	1	1	1	-	-	
-	221,885	221,885	221,885	-	-	
-	97,475	97,475	97,475	-	-	
-	204,700	204,700	204,700	-	-	
-	-	2,000	676	1,324	-	
-	(1,100)	543,600	364,783	178,817	-	
-	-	1,123,400	1,062,798	60,602	-	
-	-	654,700	294,110	360,590	-	
-	-	5,300	5,300	-	-	
\$ -	\$ 523,005	\$ 2,853,105	\$ 2,251,771	\$ 601,334	\$ -	
\$ -	\$ 25,000,000	\$ 25,000,000	\$ -	\$ 25,000,000	\$ -	

See accompanying notes to financial statements.

**STATE OF ARIZONA
OTHER FUNDS
STATEMENT OF EXPENDITURES - APPROPRIATION TO ACTUAL
BUDGETARY (LEGAL) BASIS
FOR THE YEAR ENDED JUNE 30, 2017**

AGY	BFY	FUND	APCAT	APPROPRIATION NAME	JULY 1, 2016 CONTINUING APPROPRIATION AUTHORITY	GENERAL APPROPRIATIONS
TOTAL BUDGET STABILIZATION FUND					\$ -	\$ -
DEA	2017	4250	DE61	ADULT SERVICES	\$ -	\$ 700,000
TOTAL HEALTH SERVICES LOTTERY FUND					\$ -	\$ 700,000
DEA	2015	9000	DE00	ADMIN ADJUSTMENT DES OPERATING LUMP SUM	\$ -	\$ -
DEA	2016	9000	DE00	ADMIN ADJUSTMENT DES OPERATING LUMP SUM	-	-
DEA	2017	9000	DE00	DES OPERATING LUMP SUM	-	1,000,000
TOTAL INDIRECT COST RECOVERY FUND					\$ -	\$ 1,000,000
COMMISSION FOR THE DEAF AND THE HARD OF HEARING						
DFA	2016	2047	DF52000	ADMIN ADJUSTMENT OPERATING LUMP SUM APPROPRIATION	\$ -	\$ -
DFA	2005	2047	DF53000	INTERPRETER CERT AND LICENSURE	255,313	-
DFA	2017	2047	DF52000	OPERATING LUMP SUM APPROPRIATION	-	4,312,800
DFA	2017	2047	AA99999	SWEEPS	-	37,500
TOTAL TELECOMMUNICATION FUND FOR THE DEAF					\$ 255,313	\$ 4,350,300
DEPARTMENT OF ENVIRONMENTAL QUALITY						
EVA	2016	2082	EV10011	ADMIN ADJUSTMENT OPERATING LUMP SUM APPROPRIATION	\$ -	\$ -
EVA	2016	2082	EV10012	ADMIN ADJUSTMENT SAFE DRINKING WATER PROGRAM	-	-
EVA	2017	2082	EV20005	AIR QUALITY PROGRAMS WQARF TRANSFERS	-	-
EVA	2017	2082	EV22203	EMISSIONS CONTROL - CONTRACTOR PAYMENTS	-	21,119,500
EVA	2017	2082	EV10011	OPERATING LUMP SUM APPROPRIATION	-	5,462,200
EVA	2017	2082	EV10012	SAFE DRINKING WATER PROGRAM	-	1,800,000
EVA	2017	2082	AA99999	SWEEPS	-	42,800
TOTAL EMISSIONS INSPECTION FUND					\$ -	\$ 28,424,500
EVA	2016	2178	EV10011	ADMIN ADJUSTMENT OPERATING LUMP SUM APPROPRIATION	\$ -	\$ -
EVA	2017	2178	EV10011	OPERATING LUMP SUM APPROPRIATION	-	1,738,800
EVA	2017	2178	AA99999	SWEEPS	-	1,600
TOTAL HAZARDOUS WASTE MANAGEMENT FUND					\$ -	\$ 1,740,400
EVA	2016	2226	EV10011	ADMIN ADJUSTMENT OPERATING LUMP SUM APPROPRIATION	\$ -	\$ -
EVA	2002	2226	EV20011	AIR QUALITY PROGRAM - CONTINUING	186,035	-
EVA	2003	2226	EV20011	AIR QUALITY PROGRAM - CONTINUING	182,451	-
EVA	2017	2226	EV20005	AIR QUALITY PROGRAMS WQARF TRANSFERS	-	-
EVA	2002	2226	EV20010	EMISSIONS CAP & TRADING PROGRAM	70,576	-
EVA	2003	2226	EV20010	EMISSIONS CAP & TRADING PROGRAM	266,582	-
EVA	2017	2226	EV10011	OPERATING LUMP SUM APPROPRIATION	-	5,369,300
EVA	2002	2226	EV20008	POLITICAL SUBDIVISION ASSISTANCE	18,500	-
EVA	2002	2226	EV20007	ROADSIDE DIESEL EMISSIONS TEST	200,000	-
EVA	2002	2226	EV20009	VISIBILITY INDEX DEVELOPMENT	80,589	-
TOTAL AIR QUALITY FUND					\$ 1,004,734	\$ 5,369,300
EVA	2017	2271	EV10011	OPERATING LUMP SUM APPROPRIATION	\$ -	\$ 22,000
EVA	2017	2271	AA99999	SWEEPS	-	40,400
EVA	2001	2271	EV34110	UNDERGROUND STORAGE TANK APPEALS	7,500	-
TOTAL UNDERGROUND STORAGE TANK REVOLVING					\$ 7,500	\$ 62,400
EVA	2016	2289	EV10011	ADMIN ADJUSTMENT OPERATING LUMP SUM APPROPRIATION	\$ -	\$ -
EVA	2017	2289	EV10011	OPERATING LUMP SUM APPROPRIATION	-	1,356,300
EVA	2017	2289	AA99999	SWEEPS	-	1,700
TOTAL RECYCLING FUND					\$ -	\$ 1,358,000
EVA	2016	2328	EV10011	ADMIN ADJUSTMENT OPERATING LUMP SUM APPROPRIATION	\$ -	\$ -
EVA	2017	2328	EV10011	OPERATING LUMP SUM APPROPRIATION	-	7,129,700
EVA	2017	2328	AA99999	SWEEPS	-	7,300

See accompanying notes to financial statements.

CAPITAL OUTLAY APPROPRIATIONS	SUPPLEMENTAL APPROPRIATIONS, MID-YEAR		NET APPROPRIATIONS	EXPENDITURES	LAPSED APPROPRIATION AUTHORITY	JUNE 30, 2017 CONTINUING APPROPRIATION AUTHORITY
	REVERSIONS AND ADJUSTMENTS					
\$ -	\$ 25,000,000	\$ 25,000,000	\$ -	\$ 25,000,000	\$ -	
\$ -	\$ -	\$ 700,000	\$ 518,963	\$ 181,037	\$ -	
\$ -	\$ -	\$ 700,000	\$ 518,963	\$ 181,037	\$ -	
\$ -	\$ 124	\$ 124	\$ 124	\$ -	\$ -	
-	1,000,000	1,000,000	1,000,000	-	-	
-	-	1,000,000	-	1,000,000	-	
\$ -	\$ 1,000,124	\$ 2,000,124	\$ 1,000,124	\$ 1,000,000	\$ -	
\$ -	\$ 325,517	\$ 325,517	\$ 325,517	\$ -	\$ -	
-	-	255,313	-	-	255,313	
-	(3,300)	4,309,500	3,040,189	1,269,311	-	
-	-	37,500	37,500	-	-	
\$ -	\$ 322,217	\$ 4,927,830	\$ 3,403,206	\$ 1,269,311	\$ 255,313	
\$ -	\$ 374,225	\$ 374,225	\$ 374,225	\$ -	\$ -	
-	11,449	11,449	11,449	-	-	
-	4,250,000	4,250,000	4,250,000	-	-	
-	-	21,119,500	20,762,285	357,215	-	
-	(11,200)	5,451,000	2,490,983	2,960,017	-	
-	-	1,800,000	1,108,726	691,274	-	
-	-	42,800	42,800	-	-	
\$ -	\$ 4,624,474	\$ 33,048,974	\$ 29,040,467	\$ 4,008,506	\$ -	
\$ -	\$ 1,586	\$ 1,586	\$ 1,586	\$ -	\$ -	
-	(4,200)	1,734,600	1,301,785	432,815	-	
-	-	1,600	1,600	-	-	
\$ -	\$ (2,614)	\$ 1,737,786	\$ 1,304,971	\$ 432,815	\$ -	
\$ -	\$ 173,787	\$ 173,787	\$ 173,787	\$ -	\$ -	
-	-	186,035	-	186,035	-	
-	-	182,451	-	182,451	-	
-	2,875,000	2,875,000	2,875,000	-	-	
-	-	70,576	-	70,576	-	
-	-	266,582	-	266,582	-	
-	(7,900)	5,361,400	3,355,895	2,005,505	-	
-	-	18,500	-	18,500	-	
-	-	200,000	-	200,000	-	
-	-	80,589	-	80,589	-	
\$ -	\$ 3,040,887	\$ 9,414,921	\$ 6,404,682	\$ 3,010,239	\$ -	
\$ -	\$ -	\$ 22,000	\$ -	\$ 22,000	\$ -	
-	-	40,400	40,400	-	-	
-	-	7,500	-	7,500	-	
\$ -	\$ -	\$ 69,900	\$ 40,400	\$ 29,500	\$ -	
\$ -	\$ 749	\$ 749	\$ 749	\$ -	\$ -	
-	(3,400)	1,352,900	912,876	440,024	-	
-	-	1,700	1,700	-	-	
\$ -	\$ (2,651)	\$ 1,355,349	\$ 915,325	\$ 440,024	\$ -	
\$ -	\$ 16,901	\$ 16,901	\$ 16,901	\$ -	\$ -	
-	(15,600)	7,114,100	5,425,211	1,688,889	-	
-	-	7,300	7,300	-	-	

See accompanying notes to financial statements.

**STATE OF ARIZONA
OTHER FUNDS
STATEMENT OF EXPENDITURES - APPROPRIATION TO ACTUAL
BUDGETARY (LEGAL) BASIS
FOR THE YEAR ENDED JUNE 30, 2017**

AGY	BFY	FUND	APCAT	APPROPRIATION NAME	JULY 1, 2016		
					CONTINUING APPROPRIATION AUTHORITY	GENERAL APPROPRIATIONS	
TOTAL PERMIT ADMINISTRATION FUND					\$	-	\$ 7,137,000
EVA	2016	3031	EV10011	ADMIN ADJUSTMENT OPERATING LUMP SUM APPROPRIATION	\$	-	-
EVA	2017	3031	EV10011	OPERATING LUMP SUM APPROPRIATION		-	132,800
EVA	2017	3031	AA99999	SWEEPS		-	2,800
TOTAL EMERGENCY RESPONSE FUND					\$	-	\$ 135,600
EVA	2016	3110	EV10011	ADMIN ADJUSTMENT OPERATING LUMP SUM APPROPRIATION	\$	-	-
EVA	2017	3110	EV10011	OPERATING LUMP SUM APPROPRIATION		-	1,241,000
EVA	2017	3110	AA99999	SWEEPS		-	1,200
TOTAL SOLID WASTE FEE FUND					\$	-	\$ 1,242,200
EVA	2016	4100	EV10011	ADMIN ADJUSTMENT OPERATING LUMP SUM APPROPRIATION	\$	-	-
EVA	2017	4100	EV10011	OPERATING LUMP SUM APPROPRIATION		-	10,528,000
EVA	2017	4100	AA99999	SWEEPS		-	10,900
TOTAL WATER QUALITY FEE FUND					\$	-	\$ 10,538,900
EVA	2016	9000	EV10011	ADMIN ADJUSTMENT OPERATING LUMP SUM APPROPRIATION	\$	-	-
EVA	2017	9000	EV10011	OPERATING LUMP SUM APPROPRIATION		-	13,373,700
EVA	2017	9000	AA99999	SWEEPS		-	36,100
TOTAL INDIRECT COST FUND					\$	-	\$ 13,409,800
ARIZONA HEALTH CARE COST CONTAINMENT SYSTEM							
HCA	2017	1306	HC14410	MEDICAID BEHAVIORAL HEALTH TRADITIONAL SERVICES	\$	-	\$ 35,565,800
HCA	2017	1306	HC14400	TRADITIONAL MEDICAID SERVICES		-	37,432,400
TOTAL TOBACCO TAX AND HEALTH CARE FUND					\$	-	\$ 72,998,200
HCA	2016	1310	HC14300	ADMIN ADJUSTMENT PROPOSITION 204 SERVICES	\$	-	-
HCA	2017	1310	HC14310	MEDICAID BEHAVIORAL HEALTH PROPOSITION 204 SERVICES		-	-
HCA	2017	1310	HC14300	PROPOSITION 204 SERVICES		-	56,268,200
TOTAL TOBACCO PRODUCTS TAX FUND					\$	-	\$ 56,268,200
HCA	2017	2120	HC14500	ACA ADULT EXPANSION	\$	-	456,023,100
HCA	2016	2120	HC14500	ADMIN ADJUSTMENT ACA ADULT EXPANSION		-	-
HCA	2016	2120	HC14200	ADMIN ADJUSTMENT CHILDRENS REHABILITATIVE SERVICES		-	-
HCA	2016	2120	HC12032	ADMIN ADJUSTMENT DES ELIGIBILITY		-	-
HCA	2016	2120	HC14071	ADMIN ADJUSTMENT DISPROPORTIONATE SHARE PAYMENTS		-	-
HCA	2016	2120	HC11000	ADMIN ADJUSTMENT OPERATING LUMP SUM APPROPRIATION		-	-
HCA	2016	2120	HC20018	ADMIN ADJUSTMENT PROP 204 AHCCCS ADMINISTRATION		-	-
HCA	2016	2120	HC20032	ADMIN ADJUSTMENT PROP 204 DES ELIGIBILITY		-	-
HCA	2016	2120	HC14300	ADMIN ADJUSTMENT PROPOSITION 204 SERVICES		-	-
HCA	2016	2120	HC14400	ADMIN ADJUSTMENT TRADITIONAL MEDICAID SERVICES		-	-
HCA	2017	2120	HC20020	BHS PROPOSITION 204 ADMIN		-	4,054,200
HCA	2017	2120	HC14200	CHILDRENS REHABILITATIVE SERVICES		-	190,437,800
HCA	2017	2120	HC12032	DES ELIGIBILITY		-	29,383,300
HCA	2017	2120	HC14071	DISPROPORTIONATE SHARE PAYMENTS		-	4,814,900
HCA	2017	2120	HC14280	DSH - VOLUNTARY		-	6,120,000
HCA	2017	2120	HC14290	GRADUATE MEDICAL EDUCATION		-	112,725,700
HCA	2017	2120	HC14510	MEDICAID BEHAVIORAL HEALTH ADULT EXPANSION SERVICES		-	76,870,400
HCA	2017	2120	HC14420	MEDICAID BEHAVIORAL HEALTH CMDP		-	144,256,900
HCA	2017	2120	HC14310	MEDICAID BEHAVIORAL HEALTH PROPOSITION 204 SERVICES		-	503,594,300
HCA	2017	2120	HC14410	MEDICAID BEHAVIORAL HEALTH TRADITIONAL SERVICES		-	665,305,400
HCA	2017	2120	HC11000	OPERATING LUMP SUM APPROPRIATION		-	59,778,600
HCA	2017	2120	HC20018	PROP 204 AHCCCS ADMINISTRATION		-	4,525,100
HCA	2017	2120	HC20032	PROP 204 DES ELIGIBILITY		-	17,636,500
HCA	2017	2120	HC14300	PROPOSITION 204 SERVICES		-	2,375,352,300
HCA	2017	2120	HC14073	RURAL HOSPITAL REIMBURSEMENT		-	15,682,900

See accompanying notes to financial statements.

CAPITAL OUTLAY APPROPRIATIONS	SUPPLEMENTAL APPROPRIATIONS, MID-YEAR		NET APPROPRIATIONS	EXPENDITURES	LAPSED APPROPRIATION AUTHORITY	JUNE 30, 2017 CONTINUING APPROPRIATION AUTHORITY
	REVERSIONS AND ADJUSTMENTS					
\$ -	\$ 1,301	\$ 7,138,301	\$ 5,449,412	\$ 1,688,889	\$ -	
\$ -	\$ 15,589	\$ 15,589	\$ 15,589	\$ -	\$ -	
-	-	132,800	91,714	41,086	-	
-	-	2,800	2,800	-	-	
\$ -	\$ 15,589	\$ 151,189	\$ 110,103	\$ 41,086	\$ -	
\$ -	\$ 5,797	\$ 5,797	\$ 5,797	\$ -	\$ -	
-	(2,000)	1,239,000	907,616	331,384	-	
-	-	1,200	1,200	-	-	
\$ -	\$ 3,797	\$ 1,245,997	\$ 914,612	\$ 331,384	\$ -	
\$ -	\$ 58,971	\$ 58,971	\$ 58,971	\$ -	\$ -	
-	(20,600)	10,507,400	6,834,637	3,672,763	-	
-	-	10,900	10,900	-	-	
\$ -	\$ 38,371	\$ 10,577,271	\$ 6,904,508	\$ 3,672,763	\$ -	
\$ -	\$ 157,673	\$ 157,673	\$ 157,673	\$ -	\$ -	
-	1,500	13,375,200	569,651	12,805,549	-	
-	-	36,100	36,100	-	-	
\$ -	\$ 159,173	\$ 13,568,973	\$ 763,424	\$ 12,805,549	\$ -	
\$ -	\$ -	\$ 35,565,800	\$ 35,176,146	\$ 389,654	\$ -	
-	-	37,432,400	36,866,554	565,846	-	
\$ -	\$ -	\$ 72,998,200	\$ 72,042,700	\$ 955,500	\$ -	
\$ -	\$ 3,352,200	\$ 3,352,200	\$ 3,352,200	\$ -	\$ -	
-	21,269,600	21,269,600	21,269,600	-	-	
-	(21,269,600)	34,998,600	34,998,600	-	-	
\$ -	\$ 3,352,200	\$ 59,620,400	\$ 59,620,400	\$ -	\$ -	
\$ -	\$ (25,699,000)	\$ 430,324,100	\$ 425,979,767	\$ 4,344,333	\$ -	
-	21,162,234	21,162,234	21,162,234	-	-	
-	9,269,127	9,269,127	9,269,127	-	-	
-	11,831,775	11,831,775	11,831,775	-	-	
-	4,787,293	4,787,293	4,787,293	-	-	
-	2,696,243	2,696,243	2,696,243	-	-	
-	685,493	685,493	685,493	-	-	
-	1,860,807	1,860,807	1,860,807	-	-	
-	69,960,856	69,960,856	69,960,856	-	-	
-	133,333,330	133,333,330	133,333,330	-	-	
-	(4,054,200)	-	-	-	-	
-	5,952,300	196,390,100	190,254,293	6,135,807	-	
-	34,000,000	63,383,300	50,500,844	12,882,456	-	
-	-	4,814,900	4,202,300	612,600	-	
-	24,000,000	30,120,000	16,104,917	14,015,083	-	
-	85,773,280	198,498,980	154,300,537	44,198,443	-	
-	2,158,500	79,028,900	76,985,047	2,043,853	-	
-	(21,761,000)	122,495,900	118,233,464	4,262,436	-	
-	95,895,700	599,490,000	599,478,212	11,788	-	
-	131,431,900	796,737,300	794,032,648	2,704,652	-	
-	6,640,600	66,419,200	58,768,234	7,650,966	-	
-	9,553,900	14,079,000	11,001,478	3,077,522	-	
-	6,000,000	23,636,500	21,635,438	2,001,062	-	
-	(62,889,200)	2,312,463,100	2,286,640,943	25,822,157	-	
-	-	15,682,900	15,682,900	-	-	

See accompanying notes to financial statements.

**STATE OF ARIZONA
OTHER FUNDS
STATEMENT OF EXPENDITURES - APPROPRIATION TO ACTUAL
BUDGETARY (LEGAL) BASIS
FOR THE YEAR ENDED JUNE 30, 2017**

AGY	BFY	FUND	APCAT	APPROPRIATION NAME	JULY 1, 2016	
					CONTINUING APPROPRIATION AUTHORITY	GENERAL APPROPRIATIONS
HCA	2017	2120	HC16350	SAFETY NET CARE POOL	-	94,858,800
HCA	2017	2120	HC14400	TRADITIONAL MEDICAID SERVICES	-	2,608,413,600
TOTAL AHCCCS FUND					\$ -	\$ 7,369,833,800
HCA	2016	2223	HC15000	ADMIN ADJUSTMENT ALTCS SERVICES	\$ -	\$ -
HCA	2017	2223	HC15000	ALTCS SERVICES	-	1,203,282,500
TOTAL AZ LONG-TERM CARE SYSTEM FUND					\$ -	\$ 1,203,282,500
HCA	2017	2227	HC17300	CRISIS SERVICES	\$ -	\$ 2,250,200
TOTAL SUBSTANCE ABUSE SERVICES FUND					\$ -	\$ 2,250,200
HCA	2016	2409	HC28200	ADMIN ADJUSTMENT CHIP - SERVICES	\$ -	\$ -
HCA	2016	2409	HC11000	ADMIN ADJUSTMENT OPERATING LUMP SUM APPROPRIATION	-	-
HCA	2017	2409	HC28200	CHIP - SERVICES	-	1,955,000
HCA	2017	2409	HC12032	DES ELIGIBILITY	-	-
HCA	2017	2409	HC11000	OPERATING LUMP SUM APPROPRIATION	-	1,717,200
TOTAL CHILDRENS HEALTH INSURANCE PROGRAM					\$ -	\$ 3,672,200
HCA	2017	2468	HC14300	PROPOSITION 204 SERVICES	\$ -	\$ 100,000,000
TOTAL AZ TOBACCO LITIGATION SETTLEMENT FD					\$ -	\$ 100,000,000
HCA	2016	2478	HC20032	ADMIN ADJUSTMENT PROP 204 DES ELIGIBILITY	\$ -	\$ -
HCA	2017	2478	HC20032	PROP 204 DES ELIGIBILITY	-	3,563,300
TOTAL BUDGET NEUTRALITY COMPLIANCE FUND					\$ -	\$ 3,563,300
HCA	2017	2500	HC14280	DSH - VOLUNTARY	\$ -	\$ 13,776,000
HCA	2017	2500	HC14290	GRADUATE MEDICAL EDUCATION	-	50,266,900
HCA	2017	2500	HC16350	SAFETY NET CARE POOL	-	42,141,200
TOTAL IGA AND ISA FUND					\$ -	\$ 106,184,100
HCA	2016	2546	HC11000	ADMIN ADJUSTMENT OPERATING LUMP SUM APPROPRIATION	\$ -	\$ -
HCA	2017	2546	HC15000	ALTCS SERVICES	-	29,041,600
HCA	2017	2546	HC11000	OPERATING LUMP SUM APPROPRIATION	-	198,000
HCA	2017	2546	AA99999	SWEEPS	-	-
HCA	2017	2546	HC14400	TRADITIONAL MEDICAID SERVICES	-	407,282,700
TOTAL PRESCRIPTION DRUG REBATE FUND					\$ -	\$ 436,522,300
HCA	2016	2567	HC15000	ADMIN ADJUSTMENT ALTCS SERVICES	\$ -	\$ -
HCA	2017	2567	HC15000	ALTCS SERVICES	-	22,189,400
TOTAL NURSING FACILITY ASSESSMENT FUND					\$ -	\$ 22,189,400
HCA	2017	2576	HC14500	ACA ADULT EXPANSION	\$ -	\$ 6,261,500
HCA	2016	2576	HC14300	ADMIN ADJUSTMENT PROPOSITION 204 SERVICES	-	-
HCA	2017	2576	HC14510	MEDICAID BEHAVIORAL HEALTH ADULT EXPANSION SERVICES	-	-
HCA	2017	2576	HC14300	PROPOSITION 204 SERVICES	-	246,067,600
TOTAL HOSPITAL ASSESSMENT FUND					\$ -	\$ 252,329,100
DEPARTMENT OF HEALTH SERVICES						
HSA	2016	1306	HS45070	ADMIN ADJUSTMENT FOLIC ACID	\$ -	\$ -
HSA	2016	1306	HS50970	ADMIN ADJUSTMENT RENAL DENTAL CARE AND NUTRITION SUPPLEMT	-	-
HSA	2017	1306	HS45070	FOLIC ACID	-	400,000
HSA	2017	1306	HS50970	RENAL DENTAL CARE AND NUTRITION SUPPLEMT	-	300,000
TOTAL TOBACCO TAX AND HEALTH CARE FUND					\$ -	\$ 700,000
HSA	2016	1995	HS20001	ADMIN ADJUSTMENT AGENCYWIDE OPERATING LUMP SUM APPN	\$ -	\$ -
HSA	2017	1995	HS20001	AGENCYWIDE OPERATING LUMP SUM APPN	-	9,264,200

See accompanying notes to financial statements.

CAPITAL OUTLAY APPROPRIATIONS	SUPPLEMENTAL APPROPRIATIONS, MID-YEAR		NET		LAPSED APPROPRIATION AUTHORITY	JUNE 30, 2017 CONTINUING APPROPRIATION AUTHORITY
	REVERSIONS AND ADJUSTMENTS	APPROPRIATIONS	EXPENDITURES	APPROPRIATION AUTHORITY		
-	-	94,858,800	66,810,037	28,048,763	-	
-	(365,759,400)	2,242,654,200	2,118,831,002	123,823,198	-	
\$ -	\$ 176,830,538	\$ 7,546,664,338	\$ 7,265,029,219	\$ 281,635,119	\$ -	
\$ -	\$ 20,062,555	\$ 20,062,555	\$ 20,062,555	\$ -	\$ -	
-	(58,714,800)	1,144,567,700	1,098,890,737	45,676,963	-	
\$ -	\$ (38,652,245)	\$ 1,164,630,255	\$ 1,118,953,293	\$ 45,676,963	\$ -	
\$ -	\$ -	\$ 2,250,200	\$ 2,250,200	\$ -	\$ -	
\$ -	\$ -	\$ 2,250,200	\$ 2,250,200	\$ -	\$ -	
\$ -	\$ 161,977	\$ 161,977	\$ 161,977	\$ -	\$ -	
-	25,035	25,035	25,035	-	-	
-	59,225,800	61,180,800	23,747,747	37,433,053	-	
-	4,000,000	4,000,000	-	4,000,000	-	
-	2,700	1,719,900	952,783	767,117	-	
\$ -	\$ 63,415,512	\$ 67,087,712	\$ 24,887,542	\$ 42,200,170	\$ -	
\$ -	\$ -	\$ 100,000,000	\$ 100,000,000	\$ -	\$ -	
\$ -	\$ -	\$ 100,000,000	\$ 100,000,000	\$ -	\$ -	
\$ -	\$ 870,725	\$ 870,725	\$ 870,725	\$ -	\$ -	
-	-	3,563,300	2,672,475	890,825	-	
\$ -	\$ 870,725	\$ 4,434,025	\$ 3,543,200	\$ 890,825	\$ -	
\$ -	\$ -	\$ 13,776,000	\$ 7,448,849	\$ 6,327,151	\$ -	
-	39,947,070	90,213,970	70,175,159	20,038,811	-	
-	-	42,141,200	29,946,804	12,194,396	-	
\$ -	\$ 39,947,070	\$ 146,131,170	\$ 107,570,812	\$ 38,560,358	\$ -	
\$ -	\$ 160,788	\$ 160,788	\$ 160,788	\$ -	\$ -	
-	20,737,700	49,779,300	40,788,028	8,991,272	-	
-	302,000	500,000	460,997	39,003	-	
-	30,000,000	30,000,000	30,000,000	-	-	
-	242,669,500	649,952,200	608,602,447	41,349,753	-	
\$ -	\$ 293,869,988	\$ 730,392,288	\$ 680,012,260	\$ 50,380,027	\$ -	
\$ -	\$ 12,552,023	\$ 12,552,023	\$ 12,552,023	\$ -	\$ -	
-	54,810,600	77,000,000	76,307,185	692,815	-	
\$ -	\$ 67,362,623	\$ 89,552,023	\$ 88,859,208	\$ 692,815	\$ -	
\$ -	\$ (182,700)	\$ 6,078,800	\$ 6,074,782	\$ 4,018	\$ -	
-	23,682,771	23,682,771	23,682,771	-	-	
-	182,700	182,700	182,700	-	-	
-	-	246,067,600	229,779,208	16,288,392	-	
\$ -	\$ 23,682,771	\$ 276,011,871	\$ 259,719,462	\$ 16,292,410	\$ -	
\$ -	\$ 12,717	\$ 12,717	\$ 12,717	\$ -	\$ -	
-	75,000	75,000	75,000	-	-	
-	-	400,000	362,381	37,620	-	
-	-	300,000	225,000	75,000	-	
\$ -	\$ 87,717	\$ 787,717	\$ 675,097	\$ 112,620	\$ -	
\$ -	\$ 510,698	\$ 510,698	\$ 510,698	\$ -	\$ -	
-	(31,900)	9,232,300	8,914,069	318,231	-	

See accompanying notes to financial statements.

**STATE OF ARIZONA
OTHER FUNDS
STATEMENT OF EXPENDITURES - APPROPRIATION TO ACTUAL
BUDGETARY (LEGAL) BASIS
FOR THE YEAR ENDED JUNE 30, 2017**

AGY	BFY	FUND	APCAT	APPROPRIATION NAME	JULY 1, 2016	
					CONTINUING APPROPRIATION AUTHORITY	GENERAL APPROPRIATIONS
HSA	2017	1995	AA99999	SWEEPS	-	17,000
TOTAL HEALTH SERVICES LICENSING FUND					\$ -	\$ 9,281,200
HSA	2016	2000	HS20001	ADMIN ADJUSTMENT AGENCYWIDE OPERATING LUMP SUM APPN	-	-
HSA	2017	2000	HS20001	AGENCYWIDE OPERATING LUMP SUM APPN	-	876,100
HSA	2000	2000	HS97028	TANF PERINATAL SERVICES	47,270	-
TOTAL FEDERAL GRANT FUND					\$ 47,270	\$ 876,100
HSA	2017	2090	HS50071	PEDIATRIC NEUROLOGICAL AUTOIMMUNE DISORDERS	-	-
TOTAL DISEASE CONTROL RESEARCH FUND					\$ -	\$ -
HSA	2017	2096	HS50070	ALZHEIMER DISEASE RESEARCH	-	1,000,000
HSA	2017	2096	HS50072	ALZHEIMER'S DISEASE RESEARCH ONE-TIME ALLOCATION	-	1,000,000
HSA	2015	2096	HS50075	GENOMICS-BASED MEDICAL RESEARCH	5,000	-
HSA	2016	2096	HS50075	GENOMICS-BASED MEDICAL RESEARCH	503,750	-
HSA	2017	2096	HS50075	GENOMICS-BASED MEDICAL RESEARCH	-	-
TOTAL HEALTH RESEARCH FUND					\$ 508,750	\$ 2,000,000
HSA	2016	2171	HS20001	ADMIN ADJUSTMENT AGENCYWIDE OPERATING LUMP SUM APPN	-	-
HSA	2016	2171	HS50980	ADMIN ADJUSTMENT EMERGENCY MEDICAL SERVICES LOCAL ALLOCATION	-	-
HSA	2016	2171	HS43010	ADMIN ADJUSTMENT HIGH RISK PERINATAL SERVICES	-	-
HSA	2017	2171	HS20001	AGENCYWIDE OPERATING LUMP SUM APPN	-	4,476,800
HSA	2017	2171	HS50980	EMERGENCY MEDICAL SERVICES LOCAL ALLOCATION	-	442,000
HSA	2017	2171	HS43010	HIGH RISK PERINATAL SERVICES	-	450,000
HSA	2017	2171	AA99999	SWEEPS	-	12,400
TOTAL EMERGENCY MEDICAL SERVICES OPERATING FUND					\$ -	\$ 5,381,200
HSA	2016	2184	HS45001	ADMIN ADJUSTMENT NEWBORN SCREENING PROGRAM	-	-
HSA	2017	2184	HS20001	AGENCYWIDE OPERATING LUMP SUM APPN	-	441,000
HSA	2017	2184	HS45001	NEWBORN SCREENING PROGRAM	-	6,697,300
HSA	2017	2184	AA99999	SWEEPS	-	38,400
TOTAL NEWBORN SCREENING PROGRAM FUND					\$ -	\$ 7,176,700
HSA	2017	2329	HS20001	AGENCYWIDE OPERATING LUMP SUM APPN	-	38,200
HSA	2017	2329	HS27160	NURSING CARE SPECIAL PROJECTS	-	100,000
TOTAL NURSING CARE INST RESIDENT PROTECTION RVLVING FUND					\$ -	\$ 138,200
HSA	2017	3017	HS20001	AGENCYWIDE OPERATING LUMP SUM APPN	-	926,400
HSA	2017	3017	AA99999	SWEEPS	-	2,200
TOTAL ENVIRONMENTAL LAB LICENSE REVOLVING FUND					\$ -	\$ 928,600
HSA	2016	3036	HS20001	ADMIN ADJUSTMENT AGENCYWIDE OPERATING LUMP SUM APPN	-	-
HSA	2017	3036	HS20001	AGENCYWIDE OPERATING LUMP SUM APPN	-	95,000
HSA	2017	3036	AA99999	SWEEPS	-	200
TOTAL CHILD FATALITY REVIEW FUND					\$ -	\$ 95,200
HSA	2016	3039	HS20001	ADMIN ADJUSTMENT AGENCYWIDE OPERATING LUMP SUM APPN	-	-
HSA	2017	3039	HS20001	AGENCYWIDE OPERATING LUMP SUM APPN	-	3,629,000
HSA	2017	3039	AA99999	SWEEPS	-	4,400
TOTAL VITAL RECORDS ELECTRONIC SYSTEMS FUND					\$ -	\$ 3,633,400
HSA	2016	3120	HS71000	ADMIN ADJUSTMENT ARIZONA STATE HOSPITAL - OPERATING	-	-
HSA	2016	3120	HS71002	ADMIN ADJUSTMENT ASH - SEXUALLY VIOLENT PERSONS	-	-
HSA	2017	3120	HS71000	ARIZONA STATE HOSPITAL - OPERATING	-	5,663,237
HSA	2017	3120	HS71002	ASH - SEXUALLY VIOLENT PERSONS	-	3,012,063
HSA	2005	3120	HS70007	ASH CORRECTIVE ACTION PLAN SUP	398,060	-

See accompanying notes to financial statements.

CAPITAL OUTLAY APPROPRIATIONS	SUPPLEMENTAL APPROPRIATIONS, MID-YEAR		NET APPROPRIATIONS	EXPENDITURES	LAPSED APPROPRIATION AUTHORITY	JUNE 30, 2017 CONTINUING APPROPRIATION AUTHORITY
	REVERSIONS AND ADJUSTMENTS					
-	-	17,000	17,000	-	-	
\$ -	\$ 478,798	\$ 9,759,998	\$ 9,441,766	\$ 318,231	\$ -	
\$ -	\$ 24,003	\$ 24,003	\$ 24,003	\$ -	\$ -	
-	(3,800)	872,300	831,640	40,660	-	
-	-	47,270	-	47,270	-	
\$ -	\$ 20,203	\$ 943,573	\$ 855,642	\$ 87,930	\$ -	
\$ -	\$ 250,000	\$ 250,000	\$ 83,390	\$ 166,610	\$ -	
\$ -	\$ 250,000	\$ 250,000	\$ 83,390	\$ 166,610	\$ -	
\$ -	\$ -	\$ 1,000,000	\$ 1,000,000	\$ -	\$ -	
-	-	1,000,000	1,000,000	-	-	
-	-	5,000	-	-	5,000	
-	-	503,750	498,750	-	5,000	
-	2,000,000	2,000,000	1,501,250	-	498,750	
\$ -	\$ 2,000,000	\$ 4,508,750	\$ 4,000,000	\$ -	\$ 508,750	
\$ -	\$ 161,981	\$ 161,981	\$ 161,981	\$ -	\$ -	
-	42,973	42,973	42,973	-	-	
-	74,090	74,090	74,090	-	-	
-	(10,900)	4,465,900	4,296,333	169,567	-	
-	-	442,000	442,000	-	-	
-	-	450,000	323,413	126,587	-	
-	-	12,400	12,400	-	-	
\$ -	\$ 268,144	\$ 5,649,344	\$ 5,353,190	\$ 296,154	\$ -	
\$ -	\$ 211,538	\$ 211,538	\$ 211,538	\$ -	\$ -	
-	(8,200)	432,800	432,800	-	-	
-	-	6,697,300	6,366,029	331,271	-	
-	-	38,400	38,400	-	-	
\$ -	\$ 203,338	\$ 7,380,038	\$ 7,048,767	\$ 331,271	\$ -	
\$ -	\$ -	\$ 38,200	\$ -	\$ 38,200	\$ -	
-	-	100,000	22,667	77,333	-	
\$ -	\$ -	\$ 138,200	\$ 22,667	\$ 115,533	\$ -	
\$ -	\$ (2,200)	\$ 924,200	\$ 841,238	\$ 82,962	\$ -	
-	-	2,200	2,200	-	-	
\$ -	\$ (2,200)	\$ 926,400	\$ 843,438	\$ 82,962	\$ -	
\$ -	\$ 103	\$ 103	\$ 103	\$ -	\$ -	
-	(300)	94,700	93,316	1,384	-	
-	-	200	200	-	-	
\$ -	\$ (197)	\$ 95,003	\$ 93,619	\$ 1,384	\$ -	
\$ -	\$ 9,501	\$ 9,501	\$ 9,501	\$ -	\$ -	
-	(9,500)	3,619,500	1,361,365	2,258,135	-	
-	-	4,400	4,400	-	-	
\$ -	\$ 1	\$ 3,633,401	\$ 1,375,266	\$ 2,258,135	\$ -	
\$ -	\$ 504,046	\$ 504,046	\$ 504,046	\$ -	\$ -	
-	193,665	193,665	193,665	-	-	
-	3,163	5,666,400	5,044,005	622,395	-	
-	(16,463)	2,995,600	2,744,984	250,616	-	
-	-	398,060	-	-	398,060	

See accompanying notes to financial statements.

**STATE OF ARIZONA
OTHER FUNDS
STATEMENT OF EXPENDITURES - APPROPRIATION TO ACTUAL
BUDGETARY (LEGAL) BASIS
FOR THE YEAR ENDED JUNE 30, 2017**

AGY	BFY	FUND	APCAT	APPROPRIATION NAME	JULY 1, 2016	
					CONTINUING APPROPRIATION AUTHORITY	GENERAL APPROPRIATIONS
HSA	2017	3120	HS72000	ASH-RESTORATION TO COMPETENCY	-	900,000
HSA	2017	3120	RELIEF	RELIEF	-	-
HSA	2017	3120	AA99999	SWEEPS	-	6,800
TOTAL ARIZONA STATE HOSPITAL FUND					\$ 398,060	\$ 9,582,100
HSA	2016	3128	HS71000	ADMIN ADJUSTMENT ARIZONA STATE HOSPITAL - OPERATING	\$ -	\$ -
HSA	2017	3128	HS71000	ARIZONA STATE HOSPITAL - OPERATING	-	880,100
HSA	2017	3128	AA99999	SWEEPS	-	25,500
TOTAL STATE HOSPITAL LAND EARNINGS FUND					\$ -	\$ 905,600
HSA	2016	9001	HS20001	ADMIN ADJUSTMENT AGENCYWIDE OPERATING LUMP SUM APPN	\$ -	\$ -
HSA	2017	9001	HS20001	AGENCYWIDE OPERATING LUMP SUM APPN	-	8,559,800
HSA	2017	9001	AA99999	SWEEPS	-	3,815,800
TOTAL DHS - INDIRECT COST FUND					\$ -	\$ 12,375,600
ARIZONA PIONEERS' HOME						
PIA	2016	3129	PI82000	ADMIN ADJUSTMENT OPERATING LUMP SUM APPROPRIATION	\$ -	\$ -
PIA	2016	3129	PI71000	ADMIN ADJUSTMENT PRESCRIPTION DRUGS	-	-
PIA	2017	3129	PI82000	OPERATING LUMP SUM APPROPRIATION	-	3,964,900
PIA	2017	3129	PI71000	PRESCRIPTION DRUGS	-	200,000
PIA	2017	3129	AA99999	SWEEPS	-	1,700
TOTAL PIONEERS HOME STATE CHARITABLE EARNINGS					\$ -	\$ 4,166,600
PIA	2016	3130	PI82000	ADMIN ADJUSTMENT OPERATING LUMP SUM APPROPRIATION	\$ -	\$ -
PIA	2017	3130	PI82000	OPERATING LUMP SUM APPROPRIATION	-	2,040,000
PIA	2017	3130	AA99999	SWEEPS	-	300
TOTAL MINERS HOSPITAL FOR DISABLED MINERS LAND FUND					\$ -	\$ 2,040,300
DEPARTMENT OF VETERANS SERVICES						
VSA	2016	2077	VS21000	ADMIN ADJUSTMENT OPERATING LUMP SUM APPROPRIATION	\$ -	\$ -
VSA	2017	2077	VS21000	OPERATING LUMP SUM APPROPRIATION	-	902,900
VSA	2017	2077	AA99999	SWEEPS	-	4,700
TOTAL STATE VETERANS CONSERVATORSHIP FUND					\$ -	\$ 907,600
VSA	2016	2355	VS21402	ADMIN ADJUSTMENT ARIZONA STATE VETERANS HOME	\$ -	\$ -
VSA	2017	2355	VS21402	ARIZONA STATE VETERANS HOME	-	31,264,600
VSA	2017	2355	AA99999	SWEEPS	-	202,500
TOTAL STATE HOME FOR VETERANS TRUST FUND					\$ -	\$ 31,467,100
TOTAL HEALTH AND WELFARE					\$ 5,089,227	\$ 12,027,423,200
INSPECTION AND REGULATION						
BOARD OF ACCOUNTANCY						
ABA	2016	2001	AB10000	ADMIN ADJUSTMENT OPERATING LUMP SUM APPROPRIATION	\$ -	\$ -
ABA	2017	2001	AB10000	OPERATING LUMP SUM APPROPRIATION	-	1,939,100
TOTAL BOARD OF ACCOUNTANCY FUND					\$ -	\$ 1,939,100
RADIATION REGULATORY AGENCY						
AEA	2016	2061	AE10000	ADMIN ADJUSTMENT OPERATING LUMP SUM APPROPRIATION	\$ -	\$ -
AEA	2017	2061	AE10000	OPERATING LUMP SUM APPROPRIATION	-	272,500
AEA	2017	2061	AA99999	SWEEPS	-	4,900
TOTAL STATE RADIOLOGIC TECHNOLOGIST CERTIFICATION FUND					\$ -	\$ 277,400
AEA	2016	2554	AE10000	ADMIN ADJUSTMENT OPERATING LUMP SUM APPROPRIATION	\$ -	\$ -
AEA	2017	2554	AE10000	OPERATING LUMP SUM APPROPRIATION	-	578,700

See accompanying notes to financial statements.

CAPITAL OUTLAY APPROPRIATIONS	SUPPLEMENTAL APPROPRIATIONS, MID-YEAR		NET APPROPRIATIONS	EXPENDITURES	LAPSED APPROPRIATION AUTHORITY	JUNE 30, 2017 CONTINUING APPROPRIATION AUTHORITY
	REVERSIONS AND ADJUSTMENTS					
-	-		900,000	574,456	325,544	-
-	1,044		1,044	1,044	-	-
-	-		6,800	6,800	-	-
<u>\$ -</u>	<u>\$ 685,455</u>		<u>\$ 10,665,615</u>	<u>\$ 9,069,000</u>	<u>\$ 1,198,555</u>	<u>\$ 398,060</u>
\$ -	\$ 48,611	\$	48,611	\$ 48,611	\$ -	\$ -
-	-		880,100	738,767	141,333	-
-	-		25,500	25,500	-	-
<u>\$ -</u>	<u>\$ 48,611</u>	<u>\$</u>	<u>954,211</u>	<u>\$ 812,879</u>	<u>\$ 141,333</u>	<u>\$ -</u>
\$ -	\$ 401,092	\$	401,092	\$ 401,092	\$ -	\$ -
-	(13,700)		8,546,100	8,449,451	96,649	-
-	-		3,815,800	3,815,800	-	-
<u>\$ -</u>	<u>\$ 387,392</u>	<u>\$</u>	<u>12,762,992</u>	<u>\$ 12,666,343</u>	<u>\$ 96,649</u>	<u>\$ -</u>
\$ -	\$ 2,659	\$	2,659	\$ 2,659	\$ -	\$ -
-	12,112		12,112	12,112	-	-
-	(19,200)		3,945,700	3,913,993	31,707	-
-	-		200,000	142,762	57,238	-
-	-		1,700	1,700	-	-
<u>\$ -</u>	<u>\$ (4,429)</u>	<u>\$</u>	<u>4,162,171</u>	<u>\$ 4,073,227</u>	<u>\$ 88,945</u>	<u>\$ -</u>
\$ -	\$ 44,251	\$	44,251	\$ 44,251	\$ -	\$ -
-	(11,100)		2,028,900	1,972,195	56,705	-
-	-		300	300	-	-
<u>\$ -</u>	<u>\$ 33,151</u>	<u>\$</u>	<u>2,073,451</u>	<u>\$ 2,016,746</u>	<u>\$ 56,705</u>	<u>\$ -</u>
\$ -	\$ 62	\$	62	\$ 62	\$ -	\$ -
-	(3,700)		899,200	302,725	596,475	-
-	-		4,700	4,700	-	-
<u>\$ -</u>	<u>\$ (3,638)</u>	<u>\$</u>	<u>903,962</u>	<u>\$ 307,488</u>	<u>\$ 596,475</u>	<u>\$ -</u>
\$ -	\$ 778,664	\$	778,664	\$ 778,664	\$ -	\$ -
-	(117,000)		31,147,600	29,787,642	1,359,958	-
-	-		202,500	202,500	-	-
<u>\$ -</u>	<u>\$ 661,664</u>	<u>\$</u>	<u>32,128,764</u>	<u>\$ 30,768,806</u>	<u>\$ 1,359,958</u>	<u>\$ -</u>
<u>\$ -</u>	<u>\$ 897,498,112</u>	<u>\$</u>	<u>12,930,010,539</u>	<u>12,016,202,198</u>	<u>911,960,004</u>	<u>1,848,337</u>
\$ -	\$ 18,901	\$	18,901	\$ 18,901	\$ -	\$ -
-	(2,100)		1,937,000	1,521,691	415,309	-
<u>\$ -</u>	<u>\$ 16,801</u>	<u>\$</u>	<u>1,955,901</u>	<u>\$ 1,540,593</u>	<u>\$ 415,309</u>	<u>\$ -</u>
\$ -	\$ 20,265	\$	20,265	\$ 20,265	\$ -	\$ -
-	(900)		271,600	249,314	22,286	-
-	-		4,900	4,900	-	-
<u>\$ -</u>	<u>\$ 19,365</u>	<u>\$</u>	<u>296,765</u>	<u>\$ 274,479</u>	<u>\$ 22,286</u>	<u>\$ -</u>
\$ -	\$ 484	\$	484	\$ 484	\$ -	\$ -
-	(2,200)		576,500	556,375	20,125	-

See accompanying notes to financial statements.

**STATE OF ARIZONA
OTHER FUNDS
STATEMENT OF EXPENDITURES - APPROPRIATION TO ACTUAL
BUDGETARY (LEGAL) BASIS
FOR THE YEAR ENDED JUNE 30, 2017**

AGY	BFY	FUND	APCAT	APPROPRIATION NAME	JULY 1, 2016	
					CONTINUING APPROPRIATION AUTHORITY	GENERAL APPROPRIATIONS
AEA	2017	2554	AA99999	SWEEPS	-	14,300
TOTAL RADIATION REGULATORY FEE FUND					\$ -	\$ 593,000
DEPARTMENT OF AGRICULTURE						
AHA	2017	2050	AH10000	OPERATING LUMP SUM APPROPRIATION	-	1,699,500
TOTAL PEST MANAGEMENT TRUST FUND					\$ -	\$ 1,699,500
AHA	2017	2226	AH10000	OPERATING LUMP SUM APPROPRIATION	-	1,439,800
AHA	2017	2226	AA99999	SWEEPS	-	13,500
TOTAL AIR QUALITY FUND					\$ -	\$ 1,453,300
ACUPUNCTURE BOARD OF EXAMINERS						
ANA	2016	2412	AN10000	ADMIN ADJUSTMENT OPERATING LUMP SUM APPROPRIATION	-	-
ANA	2017	2412	AN11000	ANNUAL LEAVE PAYOUT	-	13,200
ANA	2017	2412	AN10000	OPERATING LUMP SUM APPROPRIATION	-	165,000
TOTAL ACUPUNCTURE BOARD OF EXAMINERS					\$ -	\$ 178,200
BOARD OF ATHLETIC TRAINING						
BAA	2016	2583	BA10000	ADMIN ADJUSTMENT OPERATING LUMP SUM APPROPRIATION	-	-
BAA	2017	2583	BA10000	OPERATING LUMP SUM APPROPRIATION	-	118,900
TOTAL ATHLETIC TRAINING FUND					\$ -	\$ 118,900
BOARD OF BARBERS						
BBA	2016	2007	BB10000	ADMIN ADJUSTMENT OPERATING LUMP SUM APPROPRIATION	-	-
BBA	2017	2007	BB10000	OPERATING LUMP SUM APPROPRIATION	-	370,300
BBA	2017	2007	AA99999	SWEEPS	-	300
TOTAL BOARD OF BARBERS FUND					\$ -	\$ 370,600
DEPARTMENT OF FINANCIAL INSTITUTIONS						
BDA	2016	1998	BD10000	ADMIN ADJUSTMENT OPERATING LUMP SUM APPROPRIATION	-	-
BDA	2017	1998	BD10000	OPERATING LUMP SUM APPROPRIATION	-	1,457,700
TOTAL FINANCIAL SERVICES FUND					\$ -	\$ 1,457,700
BDA	2016	2270	BD10000	ADMIN ADJUSTMENT OPERATING LUMP SUM APPROPRIATION	-	-
BDA	2017	2270	BD11000	REAL ESTATE APPRAISAL	-	817,200
TOTAL BOARD OF APPRAISAL FUND					\$ -	\$ 817,200
BOARD OF BEHAVIORAL HEALTH EXAMINERS						
BHA	2016	2256	BH10000	ADMIN ADJUSTMENT OPERATING LUMP SUM APPROPRIATION	-	-
BHA	2017	2256	BH10000	OPERATING LUMP SUM APPROPRIATION	-	1,760,500
BHA	2017	2256	AA99999	SWEEPS	-	100
TOTAL BOARD OF BEHAVIORAL HEALTH EXAMINERS FUND					\$ -	\$ 1,760,600
ARIZONA STATE BOARD OF NURSING						
BNA	2016	2044	BN21000	ADMIN ADJUSTMENT CERTIFIED NURSING PROGRAM	-	-
BNA	2016	2044	BN20000	ADMIN ADJUSTMENT OPERATING LUMP SUM APPROPRIATION	-	-
BNA	2017	2044	BN21000	CERTIFIED NURSING PROGRAM	-	536,700
BNA	2017	2044	BN20000	OPERATING LUMP SUM APPROPRIATION	-	4,265,900
BNA	2017	2044	AA99999	SWEEPS	-	10,500
TOTAL BOARD OF NURSING FUND					\$ -	\$ 4,813,100
BOARD OF COSMETOLOGY						
CBA	2016	2017	CB10000	ADMIN ADJUSTMENT OPERATING LUMP SUM APPROPRIATION	-	-
CBA	2017	2017	CB10000	OPERATING LUMP SUM APPROPRIATION	-	1,807,700
CBA	2017	2017	AA99999	SWEEPS	-	4,600
TOTAL BOARD OF COSMETOLOGY FUND					\$ -	\$ 1,812,300

See accompanying notes to financial statements.

CAPITAL OUTLAY APPROPRIATIONS	SUPPLEMENTAL APPROPRIATIONS, MID-YEAR		NET APPROPRIATIONS	EXPENDITURES	LAPSED APPROPRIATION AUTHORITY	JUNE 30, 2017 CONTINUING APPROPRIATION AUTHORITY
	REVERSIONS AND ADJUSTMENTS					
-	-	14,300	14,300	-	-	
\$ -	\$ (1,716)	\$ 591,284	\$ 571,159	\$ 20,125	\$ -	
-	(4,000)	1,695,500	-	1,695,500	-	
\$ -	\$ (4,000)	\$ 1,695,500	\$ -	\$ 1,695,500	\$ -	
-	(5,400)	1,434,400	1,369,678	64,722	-	
-	-	13,500	13,500	-	-	
\$ -	\$ (5,400)	\$ 1,447,900	\$ 1,383,178	\$ 64,722	\$ -	
-	4,726	4,726	4,726	-	-	
-	-	13,200	13,200	-	-	
-	300	165,300	145,995	19,305	-	
\$ -	\$ 5,026	\$ 183,226	\$ 163,921	\$ 19,305	\$ -	
-	2,237	2,237	2,237	-	-	
-	200	119,100	110,612	8,488	-	
\$ -	\$ 2,437	\$ 121,337	\$ 112,849	\$ 8,488	\$ -	
-	1,413	1,413	1,413	-	-	
-	400	370,700	302,784	67,916	-	
-	-	300	300	-	-	
\$ -	\$ 1,813	\$ 372,413	\$ 304,497	\$ 67,916	\$ -	
-	4,851	4,851	4,851	-	-	
-	(4,700)	1,453,000	1,428,311	24,689	-	
\$ -	\$ 151	\$ 1,457,851	\$ 1,433,162	\$ 24,689	\$ -	
-	2,057	2,057	2,057	-	-	
-	(2,100)	815,100	538,696	276,404	-	
\$ -	\$ (43)	\$ 817,157	\$ 540,753	\$ 276,404	\$ -	
-	13,749	13,749	13,749	-	-	
-	(1,400)	1,759,100	1,542,029	217,071	-	
-	-	100	100	-	-	
\$ -	\$ 12,349	\$ 1,772,949	\$ 1,555,878	\$ 217,071	\$ -	
-	365	365	365	-	-	
-	16,769	16,769	16,769	-	-	
-	-	536,700	536,700	-	-	
-	(17,800)	4,248,100	4,238,891	9,209	-	
-	-	10,500	10,500	-	-	
\$ -	\$ (665)	\$ 4,812,435	\$ 4,803,226	\$ 9,209	\$ -	
-	44,379	44,379	44,379	-	-	
-	(2,500)	1,805,200	1,773,879	31,321	-	
-	-	4,600	4,600	-	-	
\$ -	\$ 41,879	\$ 1,854,179	\$ 1,822,858	\$ 31,321	\$ -	

See accompanying notes to financial statements.

**STATE OF ARIZONA
OTHER FUNDS
STATEMENT OF EXPENDITURES - APPROPRIATION TO ACTUAL
BUDGETARY (LEGAL) BASIS
FOR THE YEAR ENDED JUNE 30, 2017**

AGY	BFY	FUND	APCAT	APPROPRIATION NAME	JULY 1, 2016 CONTINUING APPROPRIATION AUTHORITY	GENERAL APPROPRIATIONS
CORPORATION COMMISSION						
CCA	2016	2172	CC10000	ADMIN ADJUSTMENT OPERATING LUMP SUM APPROPRIATION	\$ -	\$ -
CCA	2017	2172	CC10000	OPERATING LUMP SUM APPROPRIATION	-	13,781,300
CCA	2012	2172	CC53000	UTILITY AUDIT STUDY INVEST HEAR	1	-
CCA	2013	2172	CC53000	UTILITY AUDIT STUDY INVEST HEAR	135,445	-
CCA	2014	2172	CC53000	UTILITY AUDIT STUDY INVEST HEAR	266,321	-
CCA	2015	2172	CC53000	UTILITY AUDIT STUDY INVEST HEAR	380,000	-
CCA	2016	2172	CC53000	UTILITY AUDIT STUDY INVEST HEAR	314,045	-
CCA	2017	2172	CC53000	UTILITY AUDIT STUDY INVEST HEAR	-	380,000
TOTAL UTILITY REGULATION REVOLVING FUND					<u>\$ 1,095,812</u>	<u>\$ 14,161,300</u>
CCA	2016	2264	CC10000	ADMIN ADJUSTMENT OPERATING LUMP SUM APPROPRIATION	\$ -	\$ -
CCA	2001	2264	CC38000	INVESTIGATE-PROSECUTE SECUR FRD	165,599	-
CCA	2017	2264	CC10000	OPERATING LUMP SUM APPROPRIATION	-	4,930,700
TOTAL SECURITIES REGULATORY ENFORCEMENT FUND					<u>\$ 165,599</u>	<u>\$ 4,930,700</u>
CCA	2016	2333	CC10000	ADMIN ADJUSTMENT OPERATING LUMP SUM APPROPRIATION	\$ -	\$ -
CCA	2017	2333	CC25999	ANNUAL REVERSION PUBLIC ACCESS FUND	-	-
CCA	2017	2333	CC25100	CORPORATION FILINGS, SAME DAY SERVICE	-	398,500
CCA	2017	2333	CC10000	OPERATING LUMP SUM APPROPRIATION	-	6,187,900
TOTAL PUBLIC ACCESS FUND					<u>\$ -</u>	<u>\$ 6,586,400</u>
CCA	2017	2404	CC37999	ANNUAL REVERSION	\$ -	\$ -
CCA	2017	2404	CC10000	OPERATING LUMP SUM APPROPRIATION	-	712,600
TOTAL INVESTMENT MGMT REGULATORY ENFORCEMENT FUND					<u>\$ -</u>	<u>\$ 712,600</u>
CCA	2017	3043	CC10000	OPERATING LUMP SUM APPROPRIATION	\$ -	\$ 50,100
TOTAL ARIZONA ARTS TRUST FUND					<u>\$ -</u>	<u>\$ 50,100</u>
STATE BOARD OF CHIROPRACTIC EXAMINERS						
CEA	2016	2010	CE30000	ADMIN ADJUSTMENT OPERATING LUMP SUM APPROPRIATION	\$ -	\$ -
CEA	2017	2010	CE30000	OPERATING LUMP SUM APPROPRIATION	-	451,400
CEA	2017	2010	AA99999	SWEEPS	-	200
TOTAL BOARD OF CHIROPRACTIC EXAMINERS FUND					<u>\$ -</u>	<u>\$ 451,600</u>
STATE BOARD OF DISPENSING OPTICIANS						
DOA	2016	2046	DO10000	ADMIN ADJUSTMENT OPERATING LUMP SUM APPROPRIATION	\$ -	\$ -
DOA	2017	2046	DO10000	OPERATING LUMP SUM APPROPRIATION	-	139,800
TOTAL BOARD OF DISPENSING OPTICIANS FUND					<u>\$ -</u>	<u>\$ 139,800</u>
STATE BOARD OF DENTAL EXAMINERS						
DXA	2016	2020	DX10000	ADMIN ADJUSTMENT OPERATING LUMP SUM APPROPRIATION	\$ -	\$ -
DXA	2017	2020	DX10000	OPERATING LUMP SUM APPROPRIATION	-	1,215,500
DXA	2017	2020	AA99999	SWEEPS	-	8,500
TOTAL DENTAL BOARD FUND					<u>\$ -</u>	<u>\$ 1,224,000</u>
STATE BOARD OF FUNERAL DIRECTORS AND EMBALMERS						
FDA	2016	2026	FD10000	ADMIN ADJUSTMENT OPERATING LUMP SUM APPROPRIATION	\$ -	\$ -
FDA	2017	2026	FD10000	OPERATING LUMP SUM APPROPRIATION	-	376,200
FDA	2017	2026	AA99999	SWEEPS	-	100
TOTAL BOARD OF FUNERAL DIRECTORS AND EMBALMERS FUND					<u>\$ -</u>	<u>\$ 376,300</u>
DEPARTMENT OF GAMING						
GMA	2017	2122	GM93750	PROBLEM GAMBLING	\$ -	\$ 300,000
TOTAL STATE LOTTERY FUND					<u>\$ -</u>	<u>\$ 300,000</u>

See accompanying notes to financial statements.

CAPITAL OUTLAY APPROPRIATIONS	SUPPLEMENTAL APPROPRIATIONS, MID-YEAR REVERSIONS AND ADJUSTMENTS	NET APPROPRIATIONS	EXPENDITURES	LAPSED APPROPRIATION AUTHORITY	JUNE 30, 2017 CONTINUING APPROPRIATION AUTHORITY
\$ -	\$ 22,132	\$ 22,132	\$ 22,132	\$ -	\$ -
-	(62,900)	13,718,400	13,636,015	82,385	-
-	-	1	-	1	-
-	-	135,445	22,176	-	113,269
-	-	266,321	229,572	-	36,749
-	-	380,000	371,695	-	8,305
-	-	314,045	79,768	-	234,277
-	-	380,000	-	-	380,000
<u>\$ -</u>	<u>\$ (40,768)</u>	<u>\$ 15,216,344</u>	<u>\$ 14,361,358</u>	<u>\$ 82,385</u>	<u>\$ 772,600</u>
\$ -	\$ 18,788	\$ 18,788	\$ 18,788	\$ -	\$ -
-	-	165,599	139,090	-	26,509
-	(21,100)	4,909,600	4,824,107	85,493	-
<u>\$ -</u>	<u>\$ (2,312)</u>	<u>\$ 5,093,987</u>	<u>\$ 4,981,985</u>	<u>\$ 85,493</u>	<u>\$ 26,509</u>
\$ -	\$ 76,571	\$ 76,571	\$ 76,571	\$ -	\$ -
-	1,364,432	1,364,432	1,364,432	-	-
-	(1,200)	397,300	-	397,300	-
-	(26,400)	6,161,500	5,903,842	257,658	-
<u>\$ -</u>	<u>\$ 1,413,403</u>	<u>\$ 7,999,803</u>	<u>\$ 7,344,845</u>	<u>\$ 654,958</u>	<u>\$ -</u>
\$ -	\$ 2,179,410	\$ 2,179,410	\$ 2,179,410	\$ -	\$ -
-	(3,700)	708,900	666,813	42,087	-
<u>\$ -</u>	<u>\$ 2,175,710</u>	<u>\$ 2,888,310</u>	<u>\$ 2,846,223</u>	<u>\$ 42,087</u>	<u>\$ -</u>
\$ -	\$ (200)	\$ 49,900	\$ 47,634	\$ 2,266	\$ -
<u>\$ -</u>	<u>\$ (200)</u>	<u>\$ 49,900</u>	<u>\$ 47,634</u>	<u>\$ 2,266</u>	<u>\$ -</u>
\$ -	\$ 2,587	\$ 2,587	\$ 2,587	\$ -	\$ -
-	(300)	451,100	451,076	24	-
-	-	200	200	-	-
<u>\$ -</u>	<u>\$ 2,287</u>	<u>\$ 453,887</u>	<u>\$ 453,863</u>	<u>\$ 24</u>	<u>\$ -</u>
\$ -	\$ 17,106	\$ 17,106	\$ 17,106	\$ -	\$ -
-	200	140,000	119,374	20,626	-
<u>\$ -</u>	<u>\$ 17,306</u>	<u>\$ 157,106</u>	<u>\$ 136,480</u>	<u>\$ 20,626</u>	<u>\$ -</u>
\$ -	\$ 5,852	\$ 5,852	\$ 5,852	\$ -	\$ -
-	(1,000)	1,214,500	1,092,522	121,978	-
-	-	8,500	8,500	-	-
<u>\$ -</u>	<u>\$ 4,852</u>	<u>\$ 1,228,852</u>	<u>\$ 1,106,874</u>	<u>\$ 121,978</u>	<u>\$ -</u>
\$ -	\$ 7,455	\$ 7,455	\$ 7,455	\$ -	\$ -
-	(2,900)	373,300	362,165	11,135	-
-	-	100	100	-	-
<u>\$ -</u>	<u>\$ 4,555</u>	<u>\$ 380,855</u>	<u>\$ 369,719</u>	<u>\$ 11,135</u>	<u>\$ -</u>
\$ -	\$ -	\$ 300,000	\$ 300,000	\$ -	\$ -
<u>\$ -</u>	<u>\$ -</u>	<u>\$ 300,000</u>	<u>\$ 300,000</u>	<u>\$ -</u>	<u>\$ -</u>

See accompanying notes to financial statements.

**STATE OF ARIZONA
OTHER FUNDS
STATEMENT OF EXPENDITURES - APPROPRIATION TO ACTUAL
BUDGETARY (LEGAL) BASIS
FOR THE YEAR ENDED JUNE 30, 2017**

AGY	BFY	FUND	APCAT	APPROPRIATION NAME	JULY 1, 2016	
					CONTINUING APPROPRIATION AUTHORITY	GENERAL APPROPRIATIONS
GMA	2017	2340	GM91100	CASINO OPERATION CERTIFICATION	\$ -	\$ 2,089,900
TOTAL PERMANENT TRIBAL-STATE COMPACT FUND					\$ -	\$ 2,089,900
GMA	2017	2350	GM83100	ADDITIONAL OPERATING EXPENSES	\$ -	\$ 800,400
GMA	2017	2350	GM93100	OPERATING LUMP SUM APPROPRIATION	-	8,295,500
GMA	2017	2350	GM93750	PROBLEM GAMBLING	-	1,987,000
GMA	2017	2350	AA99999	SWEEPS	-	67,500
TOTAL ARIZONA BENEFITS FUND					\$ -	\$ 11,150,400
GMA	2017	2556	GM15240	DIVISION OF RACING - LUMP SUM	\$ -	\$ 2,894,200
GMA	2017	2556	AA99999	SWEEPS	-	20,500
TOTAL RACING REGULATIONS FUND					\$ -	\$ 2,914,700
BOARD OF HOMEOPATHIC EXAMINERS						
HEA	2016	2041	HE10000	ADMIN ADJUSTMENT OPERATING LUMP SUM APPROPRIATION	\$ -	\$ -
HEA	2017	2041	HE10000	OPERATING LUMP SUM APPROPRIATION	-	102,800
TOTAL BOARD OF HOMEOPATHIC MED EXAMINERS FUND					\$ -	\$ 102,800
INDUSTRIAL COMMISSION OF ARIZONA						
ICA	2016	2177	IC67001	ADMIN ADJUSTMENT OPERATING LUMP SUM APPROPRIATION	\$ -	\$ -
ICA	2017	2177	IC67001	OPERATING LUMP SUM APPROPRIATION	-	19,940,300
ICA	2017	2177	AA99999	SWEEPS	-	159,600
TOTAL ADMINISTRATIVE FUND					\$ -	\$ 20,099,900
DEPARTMENT OF LIQUOR LICENSES AND CONTROL						
LLA	2016	1996	LL44444	ADMIN ADJUSTMENT OPERATING LUMP SUM APPROPRIATION	\$ -	\$ -
LLA	2017	1996	LL60000	ANNUAL REVERSION PER ARS 4-120C	-	-
LLA	2015	1996	LL66677	LICENSING SYSTEM - REPLACEMENT	451,780	-
LLA	2016	1996	LL66677	LICENSING SYSTEM - REPLACEMENT	369,418	-
LLA	2017	1996	LL44444	OPERATING LUMP SUM APPROPRIATION	-	3,017,600
LLA	2017	1996	AA99999	SWEEPS	-	500
TOTAL LIQUOR LICENSES FUND					\$ 821,198	\$ 3,018,100
ARIZONA MEDICAL BOARD						
MEA	2016	2038	ME70001	ADMIN ADJUSTMENT OPERATING LUMP SUM APPROPRIATION	\$ -	\$ -
MEA	2017	2038	ME70008	MEDICAL BOARD LICENSURE COMPACT	-	-
MEA	2017	2038	ME70001	OPERATING LUMP SUM APPROPRIATION	-	6,426,000
MEA	2017	2038	ME70003	PERFORMANCE BASED INCENTIVE PROGRAM	-	180,000
MEA	2017	2038	AA99999	SWEEPS	-	96,500
TOTAL ARIZONA MEDICAL BOARD FUND					\$ -	\$ 6,702,500
MINE INSPECTOR						
MIA	2016	2511	MI75001	ADMIN ADJUSTMENT AGGREGATE MINED LAND RECLAMATION	\$ -	\$ -
MIA	2017	2511	MI75001	AGGREGATE MINED LAND RECLAMATION	-	112,800
MIA	2017	2511	AA99999	SWEEPS	-	1,000
TOTAL AGGREGATE MINING RECLAMATION FUND					\$ -	\$ 113,800
BOARD OF MASSAGE THERAPY						
MTA	2016	2553	MT10000	ADMIN ADJUSTMENT OPERATING LUMP SUM APPROPRIATION	\$ -	\$ -
MTA	2017	2553	MT10000	OPERATING LUMP SUM APPROPRIATION	-	469,700
TOTAL BOARD OF MASSAGE THERAPY FUND					\$ -	\$ 469,700
NATUROPATHIC PHYSICIANS BD OF MEDICAL EXAMINERS						
NBA	2016	2042	NB10000	ADMIN ADJUSTMENT OPERATING LUMP SUM APPROPRIATION	\$ -	\$ -
NBA	2017	2042	NB10000	OPERATING LUMP SUM APPROPRIATION	-	183,700

See accompanying notes to financial statements.

CAPITAL OUTLAY APPROPRIATIONS	SUPPLEMENTAL APPROPRIATIONS, MID-YEAR REVERSIONS AND ADJUSTMENTS		NET APPROPRIATIONS	EXPENDITURES	LAPSED APPROPRIATION AUTHORITY	JUNE 30, 2017 CONTINUING APPROPRIATION AUTHORITY
\$ -	\$ (8,100)	\$ 2,081,800	\$ 1,488,596	\$ 593,204	\$ -	
\$ -	\$ (8,100)	\$ 2,081,800	\$ 1,488,596	\$ 593,204	\$ -	
\$ -	\$ -	\$ 800,400	\$ 372,318	\$ 428,082	\$ -	
-	(32,000)	8,263,500	7,216,472	1,047,028	-	
-	-	1,987,000	1,964,808	22,192	-	
-	-	67,500	67,500	-	-	
\$ -	\$ (32,000)	\$ 11,118,400	\$ 9,621,097	\$ 1,497,303	\$ -	
\$ -	\$ (8,200)	\$ 2,886,000	\$ 2,067,074	\$ 818,926	\$ -	
-	-	20,500	20,500	-	-	
\$ -	\$ (8,200)	\$ 2,906,500	\$ 2,087,574	\$ 818,926	\$ -	
\$ -	\$ 304	\$ 304	\$ 304	\$ -	\$ -	
-	200	103,000	65,526	37,474	-	
\$ -	\$ 504	\$ 103,304	\$ 65,830	\$ 37,474	\$ -	
\$ -	\$ 91,754	\$ 91,754	\$ 91,754	\$ -	\$ -	
-	(59,000)	19,881,300	18,292,205	1,589,095	-	
-	-	159,600	159,600	-	-	
\$ -	\$ 32,754	\$ 20,132,654	\$ 18,543,559	\$ 1,589,095	\$ -	
\$ -	\$ 58,646	\$ 58,646	\$ 58,646	\$ -	\$ -	
-	200,160	200,160	200,160	-	-	
-	-	451,780	451,780	-	-	
-	-	369,418	143,222	-	226,196	
-	(10,200)	3,007,400	3,004,422	2,978	-	
-	-	500	500	-	-	
\$ -	\$ 248,606	\$ 4,087,904	\$ 3,858,730	\$ 2,978	\$ 226,196	
\$ -	\$ 73,809	\$ 73,809	\$ 73,809	\$ -	\$ -	
-	50,000	50,000	-	-	50,000	
-	(12,400)	6,413,600	5,838,058	575,542	-	
-	-	180,000	149,875	30,125	-	
-	-	96,500	96,500	-	-	
\$ -	\$ 111,409	\$ 6,813,909	\$ 6,158,242	\$ 605,667	\$ 50,000	
\$ -	\$ 1,589	\$ 1,589	\$ 1,589	\$ -	\$ -	
-	100	112,900	20,638	92,262	-	
-	-	1,000	1,000	-	-	
\$ -	\$ 1,689	\$ 115,489	\$ 23,226	\$ 92,262	\$ -	
\$ -	\$ 4,174	\$ 4,174	\$ 4,174	\$ -	\$ -	
-	400	470,100	413,680	56,420	-	
\$ -	\$ 4,574	\$ 474,274	\$ 417,854	\$ 56,420	\$ -	
\$ -	\$ 727	\$ 727	\$ 727	\$ -	\$ -	
-	500	184,200	162,317	21,883	-	

See accompanying notes to financial statements.

**STATE OF ARIZONA
OTHER FUNDS
STATEMENT OF EXPENDITURES - APPROPRIATION TO ACTUAL
BUDGETARY (LEGAL) BASIS
FOR THE YEAR ENDED JUNE 30, 2017**

AGY	BFY	FUND	APCAT	APPROPRIATION NAME	JULY 1, 2016 CONTINUING APPROPRIATION AUTHORITY	GENERAL APPROPRIATIONS
TOTAL NATUROPATH PHYSICIANS BD OF MED EXAMINERS FUND					\$ -	\$ 183,700
BOARD OF EXAMINERS OF NURSING CARE INSTITUTION						
ADMINISTRATORS AND ASSISTED LIVING FACILITY MANAGERS						
NCA	2016	2043	NC10000	ADMIN ADJUSTMENT OPERATING LUMP SUM APPROPRIATION	\$ -	\$ -
NCA	2017	2043	NC10000	OPERATING LUMP SUM APPROPRIATION	-	446,100
TOTAL NURSING CARE INSTIT ADMIN-ACHMC					\$ -	\$ 446,100
STATE BOARD OF OPTOMETRY						
OBA	2016	2023	OB13000	ADMIN ADJUSTMENT OPERATING LUMP SUM APPROPRIATION	\$ -	\$ -
OBA	2017	2023	OB13000	OPERATING LUMP SUM APPROPRIATION	-	211,400
TOTAL BOARD OF OPTOMETRY FUND					\$ -	\$ 211,400
ARIZONA BOARD OF OSTEOPATHIC EXAMINERS						
OSA	2016	2048	OS10000	ADMIN ADJUSTMENT OPERATING LUMP SUM APPROPRIATION	\$ -	\$ -
OSA	2017	2048	OS10000	OPERATING LUMP SUM APPROPRIATION	-	941,700
TOTAL BOARD OF OSTEOPATHIC EXAMINERS FUND					\$ -	\$ 941,700
BOARD OF OCCUPATIONAL THERAPY EXAMINERS						
OTA	2016	2263	OT10000	ADMIN ADJUSTMENT OPERATING LUMP SUM APPROPRIATION	\$ -	\$ -
OTA	2017	2263	OT10000	OPERATING LUMP SUM APPROPRIATION	-	172,000
TOTAL OCCUPATIONAL THERAPY FUND					\$ -	\$ 172,000
ARIZONA STATE BOARD OF PHARMACY						
PMA	2016	2052	PM46650	ADMIN ADJUSTMENT OPERATING LUMP SUM APPROPRIATION	\$ -	\$ -
PMA	2017	2052	PM46656	AZ POISON AND DRUG INFORMATION CENTER	-	-
PMA	2017	2052	PM46652	CONTROLLED SUB PRESCRIP MONITORING PRGRM	-	-
PMA	2015	2052	PM46657	ONE TIME FUNDING LEAVE PAYOUT	26,685	-
PMA	2017	2052	PM46657	ONE TIME FUNDING LEAVE PAYOUT	-	20,000
PMA	2017	2052	PM46650	OPERATING LUMP SUM APPROPRIATION	-	2,120,500
PMA	2017	2052	AA99999	SWEEPS	-	300
TOTAL ARIZONA STATE BOARD OF PHARMACY FUND					\$ 26,685	\$ 2,140,800
STATE BOARD OF PODIATRY EXAMINERS						
POA	2016	2055	PO10000	ADMIN ADJUSTMENT OPERATING LUMP SUM APPROPRIATION	\$ -	\$ -
POA	2017	2055	PO10000	OPERATING LUMP SUM APPROPRIATION	-	148,200
TOTAL PODIATRY FUND					\$ -	\$ 148,200
BOARD OF PHYSICAL THERAPY EXAMINERS						
PTA	2016	2053	PT10000	ADMIN ADJUSTMENT OPERATING LUMP SUM APPROPRIATION	\$ -	\$ -
PTA	2017	2053	PT10000	OPERATING LUMP SUM APPROPRIATION	-	487,000
PTA	2017	2053	AA99999	SWEEPS	-	200
TOTAL BOARD OF PHYSICAL THERAPY FUND					\$ -	\$ 487,200
STATE BOARD OF PRIVATE POSTSECONDARY EDUCATION						
PVA	2017	2056	PV20000	OPERATING LUMP SUM APPROPRIATION	\$ -	\$ 396,300
TOTAL BOARD FOR PRIVATE POSTSECONDARY EDUCATION FUND					\$ -	\$ 396,300
BOARD OF RESPIRATORY CARE EXAMINERS						
RBA	2016	2269	RB10000	ADMIN ADJUSTMENT OPERATING LUMP SUM APPROPRIATION	\$ -	\$ -
RBA	2017	2269	RB10000	OPERATING LUMP SUM APPROPRIATION	-	300,100
TOTAL BOARD OF RESPIRATORY CARE EXAMINERS					\$ -	\$ 300,100
REGISTRAR OF CONTRACTORS						
RGA	2016	2406	RG15000	ADMIN ADJUSTMENT OPERATING LUMP SUM APPROPRIATION	\$ -	\$ -
RGA	2017	2406	RG24000	OFFICE OF ADMINISTRATIVE HEARINGS COSTS	-	1,017,600

See accompanying notes to financial statements.

CAPITAL OUTLAY APPROPRIATIONS	SUPPLEMENTAL APPROPRIATIONS, MID-YEAR REVERSIONS AND ADJUSTMENTS		NET APPROPRIATIONS	EXPENDITURES	LAPSED APPROPRIATION AUTHORITY	JUNE 30, 2017 CONTINUING APPROPRIATION AUTHORITY
\$ -	\$ 1,227	\$ 184,927	\$ 163,044	\$ 21,883	\$ -	
\$ -	\$ 13,327	\$ 13,327	\$ 13,327	\$ -	\$ -	
-	(700)	445,400	370,714	74,686	-	
\$ -	\$ 12,627	\$ 458,727	\$ 384,041	\$ 74,686	\$ -	
\$ -	\$ 5,516	\$ 5,516	\$ 5,516	\$ -	\$ -	
-	(1,300)	210,100	203,408	6,692	-	
\$ -	\$ 4,216	\$ 215,616	\$ 208,924	\$ 6,692	\$ -	
\$ -	\$ 25,254	\$ 25,254	\$ 25,254	\$ -	\$ -	
-	(1,200)	940,500	847,584	92,916	-	
\$ -	\$ 24,054	\$ 965,754	\$ 872,838	\$ 92,916	\$ -	
\$ -	\$ 1,176	\$ 1,176	\$ 1,176	\$ -	\$ -	
-	(1,300)	170,700	161,213	9,487	-	
\$ -	\$ (124)	\$ 171,876	\$ 162,389	\$ 9,487	\$ -	
\$ -	\$ 12,192	\$ 12,192	\$ 12,192	\$ -	\$ -	
-	200,000	200,000	200,000	-	-	
-	395,795	395,795	395,795	-	-	
-	-	26,685	-	-	26,685	
-	-	20,000	-	20,000	-	
-	(5,300)	2,115,200	2,071,008	44,192	-	
-	-	300	300	-	-	
\$ -	\$ 602,687	\$ 2,770,172	\$ 2,679,295	\$ 64,192	\$ 26,685	
\$ -	\$ 18,177	\$ 18,177	\$ 18,177	\$ -	\$ -	
-	200	148,400	135,524	12,876	-	
\$ -	\$ 18,377	\$ 166,577	\$ 153,701	\$ 12,876	\$ -	
\$ -	\$ 1,071	\$ 1,071	\$ 1,071	\$ -	\$ -	
-	(2,800)	484,200	437,886	46,314	-	
-	-	200	200	-	-	
\$ -	\$ (1,729)	\$ 485,471	\$ 439,157	\$ 46,314	\$ -	
\$ -	\$ (200)	\$ 396,100	\$ 361,315	\$ 34,785	\$ -	
\$ -	\$ (200)	\$ 396,100	\$ 361,315	\$ 34,785	\$ -	
\$ -	\$ 7,531	\$ 7,531	\$ 7,531	\$ -	\$ -	
-	200	300,300	297,776	2,524	-	
\$ -	\$ 7,731	\$ 307,831	\$ 305,307	\$ 2,524	\$ -	
\$ -	\$ 26,551	\$ 26,551	\$ 26,551	\$ -	\$ -	
-	-	1,017,600	508,800	508,800	-	

See accompanying notes to financial statements.

**STATE OF ARIZONA
OTHER FUNDS
STATEMENT OF EXPENDITURES - APPROPRIATION TO ACTUAL
BUDGETARY (LEGAL) BASIS
FOR THE YEAR ENDED JUNE 30, 2017**

AGY	BFY	FUND	APCAT	APPROPRIATION NAME	JULY 1, 2016	
					CONTINUING APPROPRIATION AUTHORITY	GENERAL APPROPRIATIONS
RGA	2017	2406	RG15000	OPERATING LUMP SUM APPROPRIATION	-	11,169,900
RGA	2017	2406	AA99999	SWEEPS	-	67,000
TOTAL REGISTRAR OF CONTRACTORS FUND					\$ -	\$ 12,254,500
OFFICE OF PEST MANAGEMENT						
SBA	2016	2050	SB20000	ADMIN ADJUSTMENT OPERATING LUMP SUM APPROPRIATION	\$ -	\$ -
TOTAL PEST MANAGEMENT TRUST FUND					\$ -	\$ -
STATE BOARD OF PSYCHOLOGIST EXAMINERS						
SYA	2016	2058	SY10000	ADMIN ADJUSTMENT OPERATING LUMP SUM APPROPRIATION	\$ -	\$ -
SYA	2017	2058	SY10000	OPERATING LUMP SUM APPROPRIATION	-	476,500
SYA	2017	2058	AA99999	SWEEPS	-	1,200
TOTAL BOARD OF PSYCHOLOGIST EXAMINERS FUND					\$ -	\$ 477,700
STATE BOARD OF TECHNICAL REGISTRATION						
TEA	2016	2070	TE10000	ADMIN ADJUSTMENT OPERATING LUMP SUM APPROPRIATION	\$ -	\$ -
TEA	2017	2070	TE10000	OPERATING LUMP SUM APPROPRIATION	-	2,922,600
TEA	2017	2070	AA99999	SWEEPS	-	3,200
TOTAL TECHNICAL REGISTRATION FUND					\$ -	\$ 2,925,800
RESIDENTIAL UTILITY CONSUMER OFFICE						
UOA	2016	2175	UO10000	ADMIN ADJUSTMENT OPERATING LUMP SUM APPROPRIATION	\$ -	\$ -
UOA	2017	2175	UO10000	OPERATING LUMP SUM APPROPRIATION	-	1,190,000
UOA	2012	2175	UO10002	PROFESSIONAL WITNESSES	6	-
UOA	2013	2175	UO10002	PROFESSIONAL WITNESSES	1,207	-
UOA	2014	2175	UO10002	PROFESSIONAL WITNESSES	16,974	-
UOA	2015	2175	UO10002	PROFESSIONAL WITNESSES	96,914	-
UOA	2016	2175	UO10002	PROFESSIONAL WITNESSES	59,578	-
UOA	2017	2175	UO10002	PROFESSIONAL WITNESSES	-	145,000
TOTAL RESIDENTIAL UTILITY CONSUMER OFFICE REVOLVING FUND					\$ 174,680	\$ 1,335,000
ARIZONA STATE VETERINARY MEDICAL EXAMINING BOARD						
VTA	2016	2078	VT10000	ADMIN ADJUSTMENT OPERATING LUMP SUM APPROPRIATION	\$ -	\$ -
VTA	2017	2078	VT10000	OPERATING LUMP SUM APPROPRIATION	-	655,100
VTA	2017	2078	AA99999	SWEEPS	-	3,800
TOTAL VETERINARY MEDICAL EXAMINING BOARD FUND					\$ -	\$ 658,900
TOTAL INSPECTION AND REGULATION					\$ 2,283,973	\$ 115,964,900
EDUCATION						
ARIZONA STATE UNIVERSITY						
ASA	2017	1411	AS18000	DOWNTOWN PHOENIX CAMPUS	\$ -	\$ 113,674,000
ASA	2017	1411	AS12000	OPERATING LUMP SUM APPROPRIATION-EAST	-	35,722,900
ASA	2017	1411	AS10000	OPERATING LUMP SUM APPROPRIATION-MAIN	-	437,546,900
ASA	2017	1411	AS14000	OPERATING LUMP SUM APPROPRIATION-WEST	-	44,241,400
TOTAL ASU COLLECTIONS - APPROPRIATIONS					\$ -	\$ 631,185,200
ASA	2017	2472	AS22000	TRIF LEASE PURCHASE PAYMENT - ASUE	\$ -	\$ 2,000,000
ASA	2017	2472	AS21000	TRIF LEASE PURCHASE PAYMENT - ASUW	-	1,600,000
TOTAL TECHNOLOGY AND RESEARCH INITIATIVE FUND					\$ -	\$ 3,600,000
BOARD OF EDUCATION						
EBA	2017	2399	EB10000	OPERATING LUMP SUM	\$ -	\$ 379,800
TOTAL TEACHER CERTIFICATION FUND					\$ -	\$ 379,800

See accompanying notes to financial statements.

CAPITAL OUTLAY APPROPRIATIONS	SUPPLEMENTAL APPROPRIATIONS, MID-YEAR REVERSIONS AND ADJUSTMENTS		NET APPROPRIATIONS		EXPENDITURES		LAPSED APPROPRIATION AUTHORITY		JUNE 30, 2017 CONTINUING APPROPRIATION AUTHORITY	
-	(22,100)	11,147,800	8,182,336	2,965,464	-					
-	-	67,000	67,000	-	-					
\$ -	\$ 4,451	\$ 12,258,951	\$ 8,784,687	\$ 3,474,264	\$ -					
\$ -	\$ 2,819	\$ 2,819	\$ 2,819	\$ -	\$ -					
\$ -	\$ 2,819	\$ 2,819	\$ 2,819	\$ -	\$ -					
\$ -	\$ 9,029	\$ 9,029	\$ 9,029	\$ -	\$ -					
-	(1,100)	475,400	428,820	46,580	-					
-	-	1,200	1,200	-	-					
\$ -	\$ 7,929	\$ 485,629	\$ 439,049	\$ 46,580	\$ -					
\$ -	\$ 10,950	\$ 10,950	\$ 10,950	\$ -	\$ -					
-	(6,200)	2,916,400	2,261,753	654,647	-					
-	-	3,200	3,200	-	-					
\$ -	\$ 4,750	\$ 2,930,550	\$ 2,275,903	\$ 654,647	\$ -					
\$ -	\$ 2,139	\$ 2,139	\$ 2,139	\$ -	\$ -					
-	(3,600)	1,186,400	1,066,237	120,163	-					
-	-	6	6	-	-					
-	-	1,207	1,207	-	-					
-	-	16,974	16,974	-	-					
-	-	96,914	74,602	-	22,312					
-	-	59,578	54,373	-	5,205					
-	-	145,000	83,787	-	61,213					
\$ -	\$ (1,461)	\$ 1,508,219	\$ 1,299,325	\$ 120,163	\$ 88,731					
\$ -	\$ 31,910	\$ 31,910	\$ 31,910	\$ -	\$ -					
-	(3,200)	651,900	502,977	148,923	-					
-	-	3,800	3,800	-	-					
\$ -	\$ 28,710	\$ 687,610	\$ 538,687	\$ 148,923	\$ -					
\$ -	\$ 4,730,129	\$ 122,979,002	\$ 107,790,726	\$ 13,997,555	\$ 1,190,720					
\$ -	\$ 16,866,800	\$ 130,540,800	\$ 130,540,800	\$ -	\$ -					
-	6,580,400	42,303,300	42,212,292	91,008	-					
-	25,038,400	462,585,300	453,646,305	8,938,995	-					
-	(50,900)	44,190,500	43,630,107	560,393	-					
\$ -	\$ 48,434,700	\$ 679,619,900	\$ 670,029,504	\$ 9,590,396	\$ -					
\$ -	\$ -	\$ 2,000,000	\$ 2,000,000	\$ -	\$ -					
-	-	1,600,000	1,600,000	-	-					
\$ -	\$ -	\$ 3,600,000	\$ 3,600,000	\$ -	\$ -					
\$ -	\$ (379,800)	\$ -	\$ -	\$ -	\$ -					
\$ -	\$ (379,800)	\$ -	\$ -	\$ -	\$ -					

See accompanying notes to financial statements.

**STATE OF ARIZONA
OTHER FUNDS
STATEMENT OF EXPENDITURES - APPROPRIATION TO ACTUAL
BUDGETARY (LEGAL) BASIS
FOR THE YEAR ENDED JUNE 30, 2017**

AGY	BFY	FUND	APCAT	APPROPRIATION NAME	JULY 1, 2016 CONTINUING APPROPRIATION AUTHORITY	GENERAL APPROPRIATIONS
DEPARTMENT OF EDUCATION						
EDA	2017	2399	ED11100	OPERATING LUMP SUM APPROPRIATION - ADMIN	\$ -	\$ 137,300
EDA	2017	2399	ED10000	OPERATING LUMP SUM APPROPRIATION-ST BD	-	-
EDA	2017	2399	AA99999	SWEEPS	-	3,400
EDA	2017	2399	ED14425	TEACHER CERTIFICATION	-	1,834,500
TOTAL TEACHER CERTIFICATION FUND					<u>\$ -</u>	<u>\$ 1,975,200</u>
EDA	2015	2470	ED16852	FAILING SCHOOL TUTORING-PROP 301	\$ 133,081	\$ -
EDA	2016	2470	ED16852	FAILING SCHOOL TUTORING-PROP 301	1,304,885	-
EDA	2017	2470	ED16852	FAILING SCHOOL TUTORING-PROP 301	-	-
TOTAL FAILING SCHOOLS TUTORING FUND					<u>\$ 1,437,967</u>	<u>\$ -</u>
EDA	2017	2531	ED14250	CODE WRITERS INITIATIVE PILOT PROGRAM	\$ -	\$ -
TOTAL STATE WEB PORTAL FUND					<u>\$ -</u>	<u>\$ -</u>
EDA	2013	2570	ED16750	EMPOWERMENT SCHOLARSHIP ACCOUNT	\$ 16,420	\$ -
EDA	2017	2570	ED11100	OPERATING LUMP SUM APPROPRIATION - ADMIN	-	799,000
EDA	2017	2570	AA99999	SWEEPS	-	1,200
TOTAL EDUCATION EMPOWERMENT SCHOLARSHIP ACCOUNT FUND					<u>\$ 16,420</u>	<u>\$ 800,200</u>
EDA	2015	2579	ED10380	TECH-BASED LANGUAGE DEVELOPMENT	\$ 300,000	\$ -
EDA	2016	2579	ED10380	TECH-BASED LANGUAGE DEVELOPMENT	246,800	-
TOTAL TECHNOLOGY BASED LANGUAGE DEVELOPMENT AND LITERACY					<u>\$ 546,800</u>	<u>\$ -</u>
EDA	2017	2580	ED11100	OPERATING LUMP SUM APPROPRIATION - ADMIN	\$ -	\$ 2,700,000
EDA	2017	2580	AA99999	SWEEPS	-	7,200
TOTAL PROFESSIONAL DEVELOPMENT REVOLVING FUND					<u>\$ -</u>	<u>\$ 2,707,200</u>
EDA	2016	2595	ED12540	ADMIN ADJUSTMENT TRIBAL COLLEGE DUAL ENROLLMENT PROGRAM FUND	\$ -	\$ -
EDA	2017	2595	ED12540	TRIBAL COLLEGE DUAL ENROLLMENT PROGRAM FUND	-	250,000
TOTAL TRIBAL COLLEGE DUAL ENROLLMENT PROGRAM FUND					<u>\$ -</u>	<u>\$ 250,000</u>
EDA	2017	3138	ED16100	BASIC STATE AID ENTITLEMENT	\$ -	\$ 219,804,200
TOTAL PERMANENT STATE SCHOOL - EARNINGS FUND					<u>\$ -</u>	<u>\$ 219,804,200</u>
BOARD OF MEDICAL STUDENT LOANS						
MSA	2007	3306	MS10000	MEDICAL STUDENT FINANCIAL ASSIST	\$ 346,555	\$ -
MSA	2009	3306	MS10000	MEDICAL STUDENT FINANCIAL ASSIST	309,800	-
TOTAL MEDICAL STUDENT LOAN FUND					<u>\$ 656,355</u>	<u>\$ -</u>
NORTHERN ARIZONA UNIVERSITY						
NAA	2017	1421	NA10000	OPERATING LUMP SUM APPROPRIATION	\$ -	\$ 145,286,600
TOTAL NAU COLLECTIONS - APPROPRIATIONS					<u>\$ -</u>	<u>\$ 145,286,600</u>
COMMISSION FOR POSTSECONDARY EDUCATION						
PEA	2017	2405	PE42000	ARIZONA COLLEGE AND CAREER GUIDE	\$ -	\$ 21,300
PEA	2017	2405	PE31000	AZ MINORITY ED POLICY ANALYSIS CENTER	-	100,000
PEA	2017	2405	PE93000	LEVERAGING EDUCATIONAL ASSISTANCE PRTSHP	-	1,098,700
PEA	2017	2405	PE10000	OPERATING LUMP SUM APPROPRIATION	-	184,300
PEA	2017	2405	AA99999	SWEEPS	-	500
PEA	2017	2405	PE43000	TWELVE PLUS PARTNERSHIP	-	130,500
TOTAL POSTSECONDARY EDUCATION FUND					<u>\$ -</u>	<u>\$ 1,535,300</u>
ARIZONA SCHOOLS FOR THE DEAF AND THE BLIND						
SDA	2016	2444	SD40000	ADMIN ADJUSTMENT PRESCHOOL-OUTREACH PROGRAMS	\$ -	\$ -
SDA	2016	2444	SD10000	ADMIN ADJUSTMENT TUCSON CAMPUS	-	-

See accompanying notes to financial statements.

CAPITAL OUTLAY APPROPRIATIONS	SUPPLEMENTAL APPROPRIATIONS, MID-YEAR		NET APPROPRIATIONS	EXPENDITURES	LAPSED APPROPRIATION AUTHORITY	JUNE 30, 2017 CONTINUING APPROPRIATION AUTHORITY
	REVERSIONS AND ADJUSTMENTS					
\$ -	\$ (2,500)	\$ 134,800	\$ 108,638	\$ 26,162	\$ -	
-	379,800	379,800	225,576	154,224	-	
-	-	3,400	3,400	-	-	
-	(6,400)	1,828,100	1,480,853	347,247	-	
<u>\$ -</u>	<u>\$ 370,900</u>	<u>\$ 2,346,100</u>	<u>\$ 1,818,467</u>	<u>\$ 527,633</u>	<u>\$ -</u>	
\$ -	\$ -	\$ 133,081	\$ 133,081	\$ -	\$ -	
-	-	1,304,885	1,304,885	-	-	
-	1,500,000	1,500,000	626,232	-	873,768	
<u>\$ -</u>	<u>\$ 1,500,000</u>	<u>\$ 2,937,967</u>	<u>\$ 2,064,199</u>	<u>\$ -</u>	<u>\$ 873,768</u>	
\$ -	\$ 500,000	\$ 500,000	\$ 500,000	\$ -	\$ -	
<u>\$ -</u>	<u>\$ 500,000</u>	<u>\$ 500,000</u>	<u>\$ 500,000</u>	<u>\$ -</u>	<u>\$ -</u>	
\$ -	\$ -	\$ 16,420	\$ 16,420	\$ -	\$ -	
-	(1,100)	797,900	796,700	1,200	-	
-	-	1,200	1,200	-	-	
<u>\$ -</u>	<u>\$ (1,100)</u>	<u>\$ 815,520</u>	<u>\$ 814,320</u>	<u>\$ 1,200</u>	<u>\$ -</u>	
\$ -	\$ -	\$ 300,000	\$ 300,000	\$ -	\$ -	
-	-	246,800	14,538	-	232,262	
<u>\$ -</u>	<u>\$ -</u>	<u>\$ 546,800</u>	<u>\$ 314,538</u>	<u>\$ -</u>	<u>\$ 232,262</u>	
\$ -	\$ -	\$ 2,700,000	\$ 248,566	\$ 2,451,434	\$ -	
-	-	7,200	7,200	-	-	
<u>\$ -</u>	<u>\$ -</u>	<u>\$ 2,707,200</u>	<u>\$ 255,766</u>	<u>\$ 2,451,434</u>	<u>\$ -</u>	
\$ -	\$ 108,737	\$ 108,737	\$ 108,737	\$ -	\$ -	
-	-	250,000	14,255	235,745	-	
<u>\$ -</u>	<u>\$ 108,737</u>	<u>\$ 358,737</u>	<u>\$ 122,992</u>	<u>\$ 235,745</u>	<u>\$ -</u>	
\$ -	\$ -	\$ 219,804,200	\$ 219,804,200	\$ -	\$ -	
<u>\$ -</u>	<u>\$ -</u>	<u>\$ 219,804,200</u>	<u>\$ 219,804,200</u>	<u>\$ -</u>	<u>\$ -</u>	
\$ -	\$ -	\$ 346,555	\$ -	\$ 346,555	\$ -	
-	-	309,800	-	309,800	-	
<u>\$ -</u>	<u>\$ -</u>	<u>\$ 656,355</u>	<u>\$ -</u>	<u>\$ 656,355</u>	<u>\$ -</u>	
\$ -	\$ 1,996,700	\$ 147,283,300	\$ 147,283,300	\$ -	\$ -	
<u>\$ -</u>	<u>\$ 1,996,700</u>	<u>\$ 147,283,300</u>	<u>\$ 147,283,300</u>	<u>\$ -</u>	<u>\$ -</u>	
\$ -	\$ -	\$ 21,300	\$ 5,432	\$ 15,868	\$ -	
-	-	100,000	24,494	75,506	-	
-	-	1,098,700	1,098,700	-	-	
-	(700)	183,600	138,163	45,437	-	
-	-	500	500	-	-	
-	-	130,500	8,660	121,840	-	
<u>\$ -</u>	<u>\$ (700)</u>	<u>\$ 1,534,600</u>	<u>\$ 1,275,948</u>	<u>\$ 258,652</u>	<u>\$ -</u>	
\$ -	\$ 20,861	\$ 20,861	\$ 20,861	\$ -	\$ -	
-	152,125	152,125	152,125	-	-	

See accompanying notes to financial statements.

**STATE OF ARIZONA
OTHER FUNDS
STATEMENT OF EXPENDITURES - APPROPRIATION TO ACTUAL
BUDGETARY (LEGAL) BASIS
FOR THE YEAR ENDED JUNE 30, 2017**

AGY	BFY	FUND	APCAT	APPROPRIATION NAME	JULY 1, 2016	
					CONTINUING APPROPRIATION AUTHORITY	GENERAL APPROPRIATIONS
SDA	2017	2444	SD20000	PHOENIX DAY SCHOOL FOR THE DEAF	-	5,650,000
SDA	2017	2444	SD40000	PRESCHOOL-OUTREACH PROGRAMS	-	2,061,400
SDA	2017	2444	AA99999	SWEEPS	-	600
SDA	2017	2444	SD10000	TUCSON CAMPUS	-	3,850,000
SDA	2017	2444	SD20600	VOUCHER FUND ADJUSTMENT	-	145,900
TOTAL SCHOOLS FOR THE DEAF AND THE BLIND FUND					\$ -	\$ 11,707,900
SCHOOL FACILITIES BOARD						
SFA	2016	3400	SF34000	ADMIN ADJUSTMENT ACCESS OUR BEST PUBLIC SCHOOLS FUNDING	\$ -	\$ -
TOTAL ACCESS OUR BEST PUBLIC SCHOOLS FUND					\$ -	\$ -
UNIVERSITY OF ARIZONA						
UAA	2017	1402	UA50000	AGRICULTURE	\$ -	\$ 11,183,100
UAA	2017	1402	UA55000	ARIZONA COOPERATIVE EXTENSION	-	1,700,000
UAA	2017	1402	UA80000	OPERATING LUMP SUM APPROPRIATION - HSC	-	34,275,200
UAA	2017	1402	UA40000	OPERATING LUMP SUM APPROPRIATION - MAIN	-	343,099,100
UAA	2017	1402	UA89000	PHOENIX MEDICAL CAMPUS	-	9,778,600
UAA	2017	1402	UA70000	SIERRA VISTA CAMPUS	-	5,167,400
TOTAL U OF A MAIN CAMPUS COLLECTIONS - APPR					\$ -	\$ 405,203,400
TOTAL EDUCATION					\$ 2,657,541	\$ 1,424,435,000
PROTECTION AND SAFETY						
AUTOMOBILE THEFT AUTHORITY						
ATA	2017	2060	AT50000	AUTOMOBILE THEFT AUTHORITY GRANTS	\$ -	\$ 4,607,700
ATA	2017	2060	AT40000	OPERATING LUMP SUM APPROPRIATION	-	639,800
ATA	2017	2060	AT60000	REIMBURSABLE PROGRAMS	-	50,000
ATA	2017	2060	AA99999	SWEEPS	-	500
TOTAL AUTOMOBILE THEFT AUTHORITY FUND					\$ -	\$ 5,298,000
DEPARTMENT OF CORRECTIONS						
DCA	2016	2088	DC70000	ADMIN ADJUSTMENT OPERATING LUMP SUM APPROPRIATION	\$ -	\$ -
DCA	2016	2088	DC71002	ADMIN ADJUSTMENT PRIVATE PRISON PER DIEM	-	-
DCA	2017	2088	DC92088	CASH TRANSFER TO BUILDING RENEWAL FUND	-	-
DCA	2017	2088	DC70000	OPERATING LUMP SUM APPROPRIATION	-	3,000,800
DCA	2017	2088	DC71002	PRIVATE PRISON PER DIEM	-	24,517,000
DCA	2017	2088	DC71015	RADIO EQUIPMENT	-	2,800,000
DCA	2017	2088	AA99999	SWEEPS	-	6,800
TOTAL CORRECTIONS FUND					\$ -	\$ 30,324,600
DCA	2017	2107	DC70000	OPERATING LUMP SUM APPROPRIATION	\$ -	\$ 673,400
TOTAL STATE EDUCATION FUND FOR CORRECTIONAL ED					\$ -	\$ 673,400
DCA	2016	2204	DC70000	ADMIN ADJUSTMENT OPERATING LUMP SUM APPROPRIATION	\$ -	\$ -
DCA	2017	2204	DC70000	OPERATING LUMP SUM APPROPRIATION	-	555,300
DCA	2017	2204	AA99999	SWEEPS	-	21,200
TOTAL ALCOHOL ABUSE TREATMENT FUND					\$ -	\$ 576,500
DCA	2016	2379	DC70000	ADMIN ADJUSTMENT OPERATING LUMP SUM APPROPRIATION	\$ -	\$ -
DCA	2017	2379	DC70000	OPERATING LUMP SUM APPROPRIATION	-	1,803,300
DCA	2017	2379	AA99999	SWEEPS	-	1,500
TOTAL TRANSITION PROGRAM FUND					\$ -	\$ 1,804,800
DCA	2017	2504	DC71012	INMATE HEALTH CARE CONTRACTED SERVICES	\$ -	\$ 10,000,000
DCA	2017	2504	DC70000	OPERATING LUMP SUM APPROPRIATION	-	3,686,000

See accompanying notes to financial statements.

CAPITAL OUTLAY APPROPRIATIONS	SUPPLEMENTAL APPROPRIATIONS, MID-YEAR		NET APPROPRIATIONS	EXPENDITURES	LAPSED APPROPRIATION AUTHORITY	JUNE 30, 2017 CONTINUING APPROPRIATION AUTHORITY
	REVERSIONS AND ADJUSTMENTS					
-	(14,465)	5,635,535	5,633,616	1,919	-	
-	(5,278)	2,056,122	1,962,160	93,962	-	
-	-	600	600	-	-	
-	136,043	3,986,043	3,869,335	116,708	-	
-	(145,900)	-	-	-	-	
\$ -	\$ 143,386	\$ 11,851,286	\$ 11,638,697	\$ 212,589	\$ -	
\$ -	\$ 23,900,000	\$ 23,900,000	\$ 23,900,000	\$ -	\$ -	
\$ -	\$ 23,900,000	\$ 23,900,000	\$ 23,900,000	\$ -	\$ -	
\$ -	\$ -	\$ 11,183,100	\$ 9,164,100	\$ 2,019,000	\$ -	
-	-	1,700,000	-	1,700,000	-	
-	3,437,600	37,712,800	37,712,800	-	-	
-	43,991,500	387,090,600	387,090,599	1	-	
-	-	9,778,600	9,778,600	-	-	
-	-	5,167,400	3,632,474	1,534,926	-	
\$ -	\$ 47,429,100	\$ 452,632,500	\$ 447,378,573	\$ 5,253,927	\$ -	
\$ -	\$ 124,001,922	\$ 1,551,094,464	\$ 1,530,800,504	\$ 19,187,931	\$ 1,106,029	
\$ -	\$ -	\$ 4,607,700	\$ 4,605,057	\$ 2,643	\$ -	
-	(2,000)	637,800	621,983	15,817	-	
-	-	50,000	-	50,000	-	
-	-	500	500	-	-	
\$ -	\$ (2,000)	\$ 5,296,000	\$ 5,227,540	\$ 68,460	\$ -	
\$ -	\$ 2,368,407	\$ 2,368,407	\$ 2,368,407	\$ -	\$ -	
-	8,597,422	8,597,422	8,597,422	-	-	
-	2,500,000	2,500,000	2,500,000	-	-	
-	-	3,000,800	2,774,418	226,382	-	
-	-	24,517,000	13,922,230	10,594,771	-	
-	-	2,800,000	2,728,042	71,958	-	
-	-	6,800	6,800	-	-	
\$ -	\$ 13,465,829	\$ 43,790,429	\$ 32,897,319	\$ 10,893,111	\$ -	
\$ -	\$ (3,900)	\$ 669,500	\$ 609,936	\$ 59,564	\$ -	
\$ -	\$ (3,900)	\$ 669,500	\$ 609,936	\$ 59,564	\$ -	
\$ -	\$ 27,776	\$ 27,776	\$ 27,776	\$ -	\$ -	
-	200	555,500	311,434	244,066	-	
-	-	21,200	21,200	-	-	
\$ -	\$ 27,976	\$ 604,476	\$ 360,410	\$ 244,066	\$ -	
\$ -	\$ 137,639	\$ 137,639	\$ 137,639	\$ -	\$ -	
-	596,800	2,400,100	2,221,096	179,004	-	
-	-	1,500	1,500	-	-	
\$ -	\$ 734,439	\$ 2,539,239	\$ 2,360,235	\$ 179,004	\$ -	
\$ -	\$ -	\$ 10,000,000	\$ 5,022,006	\$ 4,977,994	\$ -	
-	300	3,686,300	-	3,686,300	-	

See accompanying notes to financial statements.

**STATE OF ARIZONA
OTHER FUNDS
STATEMENT OF EXPENDITURES - APPROPRIATION TO ACTUAL
BUDGETARY (LEGAL) BASIS
FOR THE YEAR ENDED JUNE 30, 2017**

AGY	BFY	FUND	APCAT	APPROPRIATION NAME	JULY 1, 2016	
					CONTINUING APPROPRIATION AUTHORITY	GENERAL APPROPRIATIONS
DCA	2017	2504	AA99999	SWEEPS	-	5,000
TOTAL PRISON CONSTRUCTION AND OPERATIONS FUND					\$ -	\$ 13,691,000
DCA	2014	2551	DC72552	ASPC YUMA CHEYENNE REPAIRS	\$ 71,056	\$ -
DCA	2013	2551	DC72551	BUILDING RENEWAL FUND EXPENDITURES	113,158	-
DCA	2014	2551	DC72551	BUILDING RENEWAL FUND EXPENDITURES	247,861	-
DCA	2015	2551	DC71013	CAPITAL OUTLAY APPN	583,366	-
DCA	2016	2551	DC71013	CAPITAL OUTLAY APPN	3,353,677	-
DCA	2017	2551	DC71013	CAPITAL OUTLAY APPN	-	-
TOTAL DEPARTMENT OF CORRECTIONS BUILDING RENEWAL FUND					\$ 4,369,118	\$ -
DCA	2017	3140	DC70000	OPERATING LUMP SUM APPROPRIATION	\$ -	\$ -
DCA	2017	3140	DC71002	PRIVATE PRISON PER DIEM	-	979,200
DCA	2017	3140	AA99999	SWEEPS	-	1,400,200
TOTAL PENITENTIARY LAND EARNINGS					\$ -	\$ 2,379,400
DCA	2016	3141	DC70000	ADMIN ADJUSTMENT OPERATING LUMP SUM APPROPRIATION	\$ -	\$ -
DCA	2017	3141	DC71012	INMATE HEALTH CARE CONTRACTED SERVICES	-	1,500,000
DCA	2017	3141	DC70000	OPERATING LUMP SUM APPROPRIATION	-	361,200
DCA	2017	3141	AA99999	SWEEPS	-	1,516,100
TOTAL STATE CHAR PEN AND REF LAND EARNINGS					\$ -	\$ 3,377,300
DEPARTMENT OF JUVENILE CORRECTIONS						
DJA	2016	2281	DJ10000	ADMIN ADJUSTMENT OPERATING LUMP SUM APPROPRIATION	\$ -	\$ -
DJA	2017	2281	DJ75000	BUILDING RENEWAL	-	-
DJA	2017	2281	DJ10000	OPERATING LUMP SUM APPROPRIATION	-	531,300
DJA	2017	2281	AA99999	SWEEPS	-	3,200
TOTAL JUVENILE CORRECTIONS CJEF DIST					\$ -	\$ 534,500
DJA	2017	2323	DJ10000	OPERATING LUMP SUM APPROPRIATION	\$ -	\$ 1,600,700
TOTAL STATE EDUCATION FUND FOR COMMITTED YOUTH					\$ -	\$ 1,600,700
DJA	2017	3007	DJ10000	OPERATING LUMP SUM APPROPRIATION	\$ -	\$ 11,260,000
TOTAL LOCAL COST SHARING FUND					\$ -	\$ 11,260,000
DJA	2016	3029	DJ10000	ADMIN ADJUSTMENT OPERATING LUMP SUM APPROPRIATION	\$ -	\$ -
DJA	2017	3029	DJ10000	OPERATING LUMP SUM APPROPRIATION	-	2,000,100
DJA	2017	3029	AA99999	SWEEPS	-	6,000
TOTAL ENDOWMENTS AND LAND EARNINGS					\$ -	\$ 2,006,100
ARIZONA CRIMINAL JUSTICE COMMISSION						
JCA	2017	2134	JC45000	OPERATING LUMP SUM APPROPRIATION	\$ -	\$ 648,800
JCA	2017	2134	AA99999	SWEEPS	-	4,800
TOTAL CRIMINAL JUSTICE ENHANCEMENT FUND					\$ -	\$ 653,600
JCA	2016	2198	JC80000	ADMIN ADJUSTMENT VICTIM COMPENSATION - ASSISTANCE	\$ -	\$ -
JCA	2017	2198	JC80000	VICTIM COMPENSATION - ASSISTANCE	-	4,220,500
TOTAL VICTIM COMPENSATION AND ASSISTANCE FUND					\$ -	\$ 4,220,500
JCA	2016	2280	JC45000	ADMIN ADJUSTMENT OPERATING LUMP SUM APPROPRIATION	\$ -	\$ -
JCA	2017	2280	JC45000	OPERATING LUMP SUM APPROPRIATION	-	604,900
TOTAL RESOURCE CENTER FUND					\$ -	\$ 604,900
JCA	2016	2443	JC46000	ADMIN ADJUSTMENT STATE AID TO COUNTY ATTORNEYS	\$ -	\$ -
JCA	2017	2443	JC46000	STATE AID TO COUNTY ATTORNEYS	-	973,600
TOTAL STATE AID TO COUNTY ATTORNEYS FUND					\$ -	\$ 973,600

See accompanying notes to financial statements.

CAPITAL OUTLAY APPROPRIATIONS	SUPPLEMENTAL APPROPRIATIONS, MID-YEAR		NET APPROPRIATIONS	EXPENDITURES	LAPSED APPROPRIATION AUTHORITY	JUNE 30, 2017 CONTINUING APPROPRIATION AUTHORITY
	REVERSIONS AND ADJUSTMENTS					
-	-	5,000	5,000	-	-	
\$ -	\$ 300	\$ 13,691,300	\$ 5,027,006	\$ 8,664,294	\$ -	
\$ -	\$ -	\$ 71,056	\$ 15,723	\$ -	\$ 55,332	
-	-	113,158	-	113,158	-	
-	-	247,861	4,783	-	243,078	
-	-	583,366	534,646	-	48,720	
-	-	3,353,677	2,886,592	467,085	-	
5,464,300	-	5,464,300	1,406,192	-	4,058,108	
\$ 5,464,300	\$ -	\$ 9,833,418	\$ 4,847,937	\$ 580,243	\$ 4,405,238	
\$ -	\$ 100	\$ 100	\$ 100	\$ -	\$ -	
-	-	979,200	979,200	-	-	
-	-	1,400,200	1,400,200	-	-	
\$ -	\$ 100	\$ 2,379,500	\$ 2,379,500	\$ -	\$ -	
\$ -	\$ 61,579	\$ 61,579	\$ 61,579	\$ -	\$ -	
-	-	1,500,000	1,125,000	375,000	-	
-	300	361,500	334,445	27,055	-	
-	-	1,516,100	1,516,100	-	-	
\$ -	\$ 61,879	\$ 3,439,179	\$ 3,037,124	\$ 402,055	\$ -	
\$ -	\$ 14,675	\$ 14,675	\$ 14,675	\$ -	\$ -	
1,100,000	-	1,100,000	323,725	-	776,275	
-	200	531,500	515,979	15,521	-	
-	-	3,200	3,200	-	-	
\$ 1,100,000	\$ 14,875	\$ 1,649,375	\$ 857,579	\$ 15,521	\$ 776,275	
\$ -	\$ (12,500)	\$ 1,588,200	\$ 1,036,768	\$ 551,433	\$ -	
\$ -	\$ (12,500)	\$ 1,588,200	\$ 1,036,768	\$ 551,433	\$ -	
\$ -	\$ -	\$ 11,260,000	\$ 11,257,988	\$ 2,012	\$ -	
\$ -	\$ -	\$ 11,260,000	\$ 11,257,988	\$ 2,012	\$ -	
\$ -	\$ 27,198	\$ 27,198	\$ 27,198	\$ -	\$ -	
-	-	2,000,100	1,963,632	36,468	-	
-	-	6,000	6,000	-	-	
\$ -	\$ 27,198	\$ 2,033,298	\$ 1,996,831	\$ 36,468	\$ -	
\$ -	\$ (2,200)	\$ 646,600	\$ 497,399	\$ 149,201	\$ -	
-	-	4,800	4,800	-	-	
\$ -	\$ (2,200)	\$ 651,400	\$ 502,199	\$ 149,201	\$ -	
\$ -	\$ 253,784	\$ 253,784	\$ 253,784	\$ -	\$ -	
-	100	4,220,600	3,230,382	990,218	-	
\$ -	\$ 253,884	\$ 4,474,384	\$ 3,484,166	\$ 990,218	\$ -	
\$ -	\$ 14,019	\$ 14,019	\$ 14,019	\$ -	\$ -	
-	(400)	604,500	582,662	21,838	-	
\$ -	\$ 13,619	\$ 618,519	\$ 596,681	\$ 21,838	\$ -	
\$ -	\$ 204,250	\$ 204,250	\$ 204,250	\$ -	\$ -	
-	100	973,700	727,805	245,895	-	
\$ -	\$ 204,350	\$ 1,177,950	\$ 932,055	\$ 245,895	\$ -	

See accompanying notes to financial statements.

**STATE OF ARIZONA
OTHER FUNDS
STATEMENT OF EXPENDITURES - APPROPRIATION TO ACTUAL
BUDGETARY (LEGAL) BASIS
FOR THE YEAR ENDED JUNE 30, 2017**

AGY	BFY	FUND	APCAT	APPROPRIATION NAME	JULY 1, 2016	
					CONTINUING APPROPRIATION AUTHORITY	GENERAL APPROPRIATIONS
JCA	2017	2516	AA99999	SWEEPS	\$ -	\$ 100
				TOTAL DRUG AND GANG ENFORCEMENT FUND	<u>\$ -</u>	<u>\$ 100</u>
DEPARTMENT OF PUBLIC SAFETY						
PSA	2017	2030	PS10000	OPERATING LUMP SUM APPROPRIATION	\$ -	\$ 7,331,300
				TOTAL STATE HIGHWAY FUND	<u>\$ -</u>	<u>\$ 7,331,300</u>
PSA	2015	2032	PS63910	MICROWAVE COMMUNICATION SYSTEM UPGRADE	\$ 1,990,850	\$ -
PSA	2017	2032	PS63600	MOTOR VEHICLE FUEL	-	298,400
PSA	2017	2032	PS10000	OPERATING LUMP SUM APPROPRIATION	-	23,899,800
PSA	2017	2032	AA99999	SWEEPS	-	100
				TOTAL ARIZONA HIGHWAY PATROL FUND	<u>\$ 1,990,850</u>	<u>\$ 24,198,300</u>
PSA	2017	2060	PS64700	BORDER STRIKE TASK FORCE ONE-TIME	\$ -	\$ 3,000,000
				TOTAL AUTOMOBILE THEFT AUTHORITY FUND	<u>\$ -</u>	<u>\$ 3,000,000</u>
PSA	2017	2108	PS10000	OPERATING LUMP SUM APPROPRIATION	\$ -	\$ 1,559,100
				TOTAL SAFETY ENFORCE AND TRANS INFRASTRUCTURE	<u>\$ -</u>	<u>\$ 1,559,100</u>
PSA	2017	2280	PS64700	BORDER STRIKE TASK FORCE ONE-TIME	\$ -	\$ 1,000,000
				TOTAL RESOURCE CENTER FUND	<u>\$ -</u>	<u>\$ 1,000,000</u>
PSA	2016	2282	PS10000	ADMIN ADJUSTMENT OPERATING LUMP SUM APPROPRIATION	\$ -	\$ -
PSA	2017	2282	PS10000	OPERATING LUMP SUM APPROPRIATION	-	872,400
				TOTAL CRIME LABORATORY ASSESSMENT FUND	<u>\$ -</u>	<u>\$ 872,400</u>
PSA	2016	2286	PS10000	ADMIN ADJUSTMENT OPERATING LUMP SUM APPROPRIATION	\$ -	\$ -
PSA	2017	2286	PS10000	OPERATING LUMP SUM APPROPRIATION	-	2,910,500
PSA	2017	2286	AA99999	SWEEPS	-	4,400
				TOTAL AZ AUTOMATED FINGERPRINT ID SYSTEM FUND	<u>\$ -</u>	<u>\$ 2,914,900</u>
PSA	2017	2337	PS10000	OPERATING LUMP SUM APPROPRIATION	\$ -	\$ 4,997,300
				TOTAL AZ DNA IDENTIFICATION SYSTEM FUND	<u>\$ -</u>	<u>\$ 4,997,300</u>
PSA	2016	2391	PS67300	ADMIN ADJUSTMENT PUBLIC SAFETY EQUIPMENT SURCHARGE	\$ -	\$ -
PSA	2017	2391	PS10000	OPERATING LUMP SUM APPROPRIATION	-	3,000
PSA	2010	2391	PS67100	PUBLIC SAFETY EQUIPMENT	2,265,851	-
PSA	2012	2391	PS67100	PUBLIC SAFETY EQUIPMENT	28,763	-
PSA	2013	2391	PS67100	PUBLIC SAFETY EQUIPMENT	84,568	-
PSA	2014	2391	PS67100	PUBLIC SAFETY EQUIPMENT	73,891	-
PSA	2015	2391	PS67100	PUBLIC SAFETY EQUIPMENT	13,174	-
PSA	2016	2391	PS67100	PUBLIC SAFETY EQUIPMENT	94,673	-
PSA	2017	2391	PS67100	PUBLIC SAFETY EQUIPMENT	-	-
PSA	2017	2391	PS67300	PUBLIC SAFETY EQUIPMENT SURCHARGE	-	2,890,000
PSA	2017	2391	AA99999	SWEEPS	-	10,500
				TOTAL PUBLIC SAFETY EQUIPMENT FUND	<u>\$ 2,560,921</u>	<u>\$ 2,903,500</u>
PSA	2017	2394	PS10000	OPERATING LUMP SUM APPROPRIATION	\$ -	\$ 13,660,600
				TOTAL CRIME LABORATORY OPERATIONS FUND	<u>\$ -</u>	<u>\$ 13,660,600</u>
PSA	2017	2396	PS63000	GIITEM	\$ -	\$ 137,700
PSA	2013	2396	PS67410	GIITEM IMPACT APPROPRIATION	3,373	-
PSA	2015	2396	PS67410	GIITEM IMPACT APPROPRIATION	15,809	-
PSA	2016	2396	PS67410	GIITEM IMPACT APPROPRIATION	320,044	-
PSA	2017	2396	PS67410	GIITEM IMPACT APPROPRIATION	-	2,603,400

See accompanying notes to financial statements.

CAPITAL OUTLAY APPROPRIATIONS	SUPPLEMENTAL APPROPRIATIONS, MID-YEAR REVERSIONS AND ADJUSTMENTS	NET APPROPRIATIONS	EXPENDITURES	LAPSED APPROPRIATION AUTHORITY	JUNE 30, 2017 CONTINUING APPROPRIATION AUTHORITY
\$ -	\$ -	\$ 100	\$ 100	\$ -	\$ -
\$ -	\$ -	\$ 100	\$ 100	\$ -	\$ -
\$ -	\$ (29,500)	\$ 7,301,800	\$ 7,301,800	\$ -	\$ -
\$ -	\$ (29,500)	\$ 7,301,800	\$ 7,301,800	\$ -	\$ -
\$ -	\$ -	\$ 1,990,850	\$ 725,325	\$ -	\$ 1,265,526
-	(297,500)	900	858	42	-
-	212,400	24,112,200	24,112,200	-	-
-	-	100	100	-	-
\$ -	\$ (85,100)	\$ 26,104,050	\$ 24,838,483	\$ 42	\$ 1,265,526
\$ -	\$ -	\$ 3,000,000	\$ 3,000,000	\$ -	\$ -
\$ -	\$ -	\$ 3,000,000	\$ 3,000,000	\$ -	\$ -
\$ -	\$ (7,300)	\$ 1,551,800	\$ 1,551,800	\$ -	\$ -
\$ -	\$ (7,300)	\$ 1,551,800	\$ 1,551,800	\$ -	\$ -
\$ -	\$ -	\$ 1,000,000	\$ 1,000,000	\$ -	\$ -
\$ -	\$ -	\$ 1,000,000	\$ 1,000,000	\$ -	\$ -
\$ -	\$ 87,840	\$ 87,840	\$ 87,840	\$ -	\$ -
-	(2,200)	870,200	870,200	-	-
\$ -	\$ 85,640	\$ 958,040	\$ 958,040	\$ -	\$ -
\$ -	\$ 13,290	\$ 13,290	\$ 13,290	\$ -	\$ -
-	(300)	2,910,200	896,749	2,013,451	-
-	-	4,400	4,400	-	-
\$ -	\$ 12,990	\$ 2,927,890	\$ 914,439	\$ 2,013,451	\$ -
\$ -	\$ (27,700)	\$ 4,969,600	\$ 4,637,300	\$ 332,300	\$ -
\$ -	\$ (27,700)	\$ 4,969,600	\$ 4,637,300	\$ 332,300	\$ -
\$ -	\$ 7,121	\$ 7,121	\$ 7,121	\$ -	\$ -
-	700	3,700	-	3,700	-
-	-	2,265,851	1,964,838	-	301,013
-	-	28,763	22,367	-	6,396
-	-	84,568	77,999	-	6,569
-	-	73,891	69,041	-	4,850
-	-	13,174	-	-	13,174
-	-	94,673	86,700	-	7,973
-	1,200,000	1,200,000	880,801	-	319,199
-	-	2,890,000	2,783,388	106,612	-
-	-	10,500	10,500	-	-
\$ -	\$ 1,207,821	\$ 6,672,242	\$ 5,902,755	\$ 110,312	\$ 659,175
\$ -	\$ (63,300)	\$ 13,597,300	\$ 13,218,100	\$ 379,200	\$ -
\$ -	\$ (63,300)	\$ 13,597,300	\$ 13,218,100	\$ 379,200	\$ -
\$ -	\$ -	\$ 137,700	\$ 137,700	\$ -	\$ -
-	-	3,373	3,373	-	-
-	-	15,809	15,809	-	-
-	-	320,044	264,981	-	55,063
-	-	2,603,400	2,152,289	-	451,111

See accompanying notes to financial statements.

**STATE OF ARIZONA
OTHER FUNDS
STATEMENT OF EXPENDITURES - APPROPRIATION TO ACTUAL
BUDGETARY (LEGAL) BASIS
FOR THE YEAR ENDED JUNE 30, 2017**

AGY	BFY	FUND	APCAT	APPROPRIATION NAME	JULY 1, 2016 CONTINUING APPROPRIATION AUTHORITY	GENERAL APPROPRIATIONS
PSA	2017	2396	PS67420	GIITEM SUBACCOUNT	-	2,390,000
PSA	2017	2396	AA99999	SWEEPS	-	3,600
TOTAL GANG IMMIGRATION INTEL TEAM ENFORCE MISSION FUND					\$ 339,226	\$ 5,134,700
PSA	2017	2445	PS64500	ACTIC	-	700,000
PSA	2017	2445	AA99999	SWEEPS	-	600
TOTAL STATE AID TO INDIGENT DEFENSE FUND					\$ -	\$ 700,600
PSA	2017	2479	PS10000	OPERATING LUMP SUM APPROPRIATION	-	205,000
TOTAL MOTORCYCLE SAFETY FUND					\$ -	\$ 205,000
PSA	2017	2510	PS10000	OPERATING LUMP SUM APPROPRIATION	-	2,139,700
TOTAL PARITY COMPENSATION FUND					\$ -	\$ 2,139,700
PSA	2016	2518	PS10000	ADMIN ADJUSTMENT OPERATING LUMP SUM APPROPRIATION	-	-
PSA	2017	2518	PS65300	LAW ENFORCEMENT OFFICER VIRTUAL TRAINING	-	2,100,000
PSA	2017	2518	PS10000	OPERATING LUMP SUM APPROPRIATION	-	1,393,900
PSA	2017	2518	AA99999	SWEEPS	-	3,000
TOTAL CONCEALED WEAPONS PERMIT FUND					\$ -	\$ 3,496,900
PSA	2017	3113	PS63600	MOTOR VEHICLE FUEL	-	637,700
PSA	2017	3113	PS10000	OPERATING LUMP SUM APPROPRIATION	-	95,771,500
TOTAL ARIZONA HIGHWAY USER REVENUE FUND					\$ -	\$ 96,409,200
PSA	2017	3702	PS63600	MOTOR VEHICLE FUEL	-	134,300
PSA	2017	3702	PS10000	OPERATING LUMP SUM APPROPRIATION	-	2,738,400
TOTAL CRIMINAL JUSTICE ENHANCEMENT FUND					\$ -	\$ 2,872,700
PSA	2017	4216	PS10000	OPERATING LUMP SUM APPROPRIATION	-	1,269,300
TOTAL RISK MANAGEMENT FUND					\$ -	\$ 1,269,300
TOTAL PROTECTION AND SAFETY					\$ 9,260,115	\$ 254,644,500
TRANSPORTATION						
DEPARTMENT OF TRANSPORTATION						
DTA	2016	2005	DT58000	ADMIN ADJUSTMENT OPERATING LUMP SUM APPROPRIATION	-	-
DTA	2015	2005	DT58000	ADMIN ADJUSTMENT OPERATING LUMP SUM APPROPRIATION	-	-
DTA	2015	2005	DT59280	AIRPORT PLANNING AND DEVELOPMENT	10,896,398	-
DTA	2016	2005	DT59280	AIRPORT PLANNING AND DEVELOPMENT	6,591,459	-
DTA	2017	2005	DT59280	AIRPORT PLANNING AND DEVELOPMENT	-	-
DTA	2015	2005	DT55980	BUILDING RENEWAL	19,091	-
DTA	2016	2005	DT55980	BUILDING RENEWAL	175,612	-
DTA	2017	2005	DT55980	BUILDING RENEWAL	-	-
DTA	2017	2005	DT58000	OPERATING LUMP SUM APPROPRIATION	-	1,622,900
TOTAL STATE AVIATION FUND					\$ 17,682,560	\$ 1,622,900
DTA	2016	2030	DT58000	ADMIN ADJUSTMENT OPERATING LUMP SUM APPROPRIATION	-	-
DTA	2017	2030	DT58960	ATTORNEY GENERAL LEGAL SERVICES	-	3,577,700
DTA	2013	2030	DT55980	BUILDING RENEWAL	832	-
DTA	2014	2030	DT55980	BUILDING RENEWAL	30,341	-
DTA	2015	2030	DT55980	BUILDING RENEWAL	341,914	-
DTA	2016	2030	DT55980	BUILDING RENEWAL	2,112,531	-
DTA	2017	2030	DT55980	BUILDING RENEWAL	-	-
DTA	2016	2030	DT55870	DE ICER BUILDINGS	2,268,877	-
DTA	2017	2030	DT58750	FRAUD INVESTIGATION	-	767,000

See accompanying notes to financial statements.

CAPITAL OUTLAY APPROPRIATIONS	SUPPLEMENTAL APPROPRIATIONS, MID-YEAR REVERSIONS AND ADJUSTMENTS		NET APPROPRIATIONS		EXPENDITURES		LAPSED APPROPRIATION AUTHORITY		JUNE 30, 2017 CONTINUING APPROPRIATION AUTHORITY	
-	-	-	2,390,000	2,227,438	162,562	-	-	-	-	-
-	-	-	3,600	3,600	-	-	-	-	-	-
\$ -	\$ -	\$ -	\$ 5,473,926	\$ 4,805,190	\$ 162,562	\$ -	\$ -	\$ -	\$ -	\$ 506,175
\$ -	\$ -	\$ -	\$ 700,000	\$ 561,904	\$ 138,096	\$ -	\$ -	\$ -	\$ -	\$ -
-	-	-	600	600	-	-	-	-	-	-
\$ -	\$ -	\$ -	\$ 700,600	\$ 562,504	\$ 138,096	\$ -	\$ -	\$ -	\$ -	\$ -
\$ -	\$ -	\$ -	\$ 205,000	\$ -	\$ 205,000	\$ -	\$ -	\$ -	\$ -	\$ -
\$ -	\$ -	\$ -	\$ 205,000	\$ -	\$ 205,000	\$ -	\$ -	\$ -	\$ -	\$ -
\$ -	\$ (10,300)	\$ -	\$ 2,129,400	\$ 2,129,400	\$ -	\$ -	\$ -	\$ -	\$ -	\$ -
\$ -	\$ (10,300)	\$ -	\$ 2,129,400	\$ 2,129,400	\$ -	\$ -	\$ -	\$ -	\$ -	\$ -
\$ -	\$ 18,658	\$ -	\$ 18,658	\$ 18,658	\$ -	\$ -	\$ -	\$ -	\$ -	\$ -
-	-	-	2,100,000	291,499	1,808,501	-	-	-	-	-
-	(4,900)	-	1,389,000	1,200,381	188,619	-	-	-	-	-
-	-	-	3,000	3,000	-	-	-	-	-	-
\$ -	\$ 13,758	\$ -	\$ 3,510,658	\$ 1,513,538	\$ 1,997,120	\$ -	\$ -	\$ -	\$ -	\$ -
\$ -	\$ (245,600)	\$ -	\$ 392,100	\$ 294,467	\$ 97,633	\$ -	\$ -	\$ -	\$ -	\$ -
-	(157,500)	-	95,614,000	95,614,000	-	-	-	-	-	-
\$ -	\$ (403,100)	\$ -	\$ 96,006,100	\$ 95,908,467	\$ 97,633	\$ -	\$ -	\$ -	\$ -	\$ -
\$ -	\$ (134,300)	\$ -	\$ -	\$ -	\$ -	\$ -	\$ -	\$ -	\$ -	\$ -
-	122,100	-	2,860,500	2,860,500	-	-	-	-	-	-
\$ -	\$ (12,200)	\$ -	\$ 2,860,500	\$ 2,860,500	\$ -	\$ -	\$ -	\$ -	\$ -	\$ -
\$ -	\$ (5,600)	\$ -	\$ 1,263,700	\$ 1,263,700	\$ -	\$ -	\$ -	\$ -	\$ -	\$ -
\$ -	\$ (5,600)	\$ -	\$ 1,263,700	\$ 1,263,700	\$ -	\$ -	\$ -	\$ -	\$ -	\$ -
\$ 6,564,300	\$ 15,459,959	\$ -	\$ 285,928,874	\$ 249,777,387	\$ 28,539,098	\$ -	\$ -	\$ -	\$ -	\$ 7,612,389
\$ -	\$ 126,632	\$ -	\$ 126,632	\$ 126,632	\$ -	\$ -	\$ -	\$ -	\$ -	\$ -
-	8,202	-	8,202	8,202	-	-	-	-	-	-
-	-	-	10,896,398	5,674,356	-	-	-	-	-	5,222,041
-	-	-	6,591,459	4,502,413	-	-	-	-	-	2,089,046
19,079,900	-	-	19,079,900	8,656,179	-	-	-	-	-	10,423,721
-	-	-	19,091	19,091	-	-	-	-	-	-
-	-	-	175,612	172,777	2,835	-	-	-	-	-
232,300	-	-	232,300	120,771	-	-	-	-	-	111,529
-	(7,100)	-	1,615,800	1,573,648	42,152	-	-	-	-	-
\$ 19,312,200	\$ 127,734	\$ -	\$ 38,745,394	\$ 20,854,069	\$ 44,987	\$ -	\$ -	\$ -	\$ -	\$ 17,846,338
\$ -	\$ 4,256,447	\$ -	\$ 4,256,447	\$ 4,256,447	\$ -	\$ -	\$ -	\$ -	\$ -	\$ -
-	-	-	3,577,700	3,477,700	100,000	-	-	-	-	-
-	-	-	832	832	-	-	-	-	-	-
-	-	-	30,341	27,447	2,894	-	-	-	-	-
-	-	-	341,914	329,828	-	-	-	-	-	12,086
-	-	-	2,112,531	2,044,244	68,286	-	-	-	-	-
4,000,000	-	-	4,000,000	1,277,209	-	-	-	-	-	2,722,791
-	-	-	2,268,877	1,871,487	397,389	-	-	-	-	-
-	-	-	767,000	744,275	22,725	-	-	-	-	-

See accompanying notes to financial statements.

**STATE OF ARIZONA
OTHER FUNDS
STATEMENT OF EXPENDITURES - APPROPRIATION TO ACTUAL
BUDGETARY (LEGAL) BASIS
FOR THE YEAR ENDED JUNE 30, 2017**

AGY	BFY	FUND	APCAT	APPROPRIATION NAME	JULY 1, 2016	
					CONTINUING APPROPRIATION AUTHORITY	GENERAL APPROPRIATIONS
DTA	2015	2030	DT58170	HIGHWAY MAINTENANCE	1	-
DTA	2016	2030	DT58170	HIGHWAY MAINTENANCE	10,632,832	-
DTA	2017	2030	DT58170	HIGHWAY MAINTENANCE	-	140,033,200
DTA	2017	2030	DT55880	HWY CONSTRUCTION/REPAIR DISTRIBUTION	-	-
DTA	2017	2030	DT58950	NEW THIRD PARTY FUNDING	-	246,500
DTA	2017	2030	DT58000	OPERATING LUMP SUM APPROPRIATION	-	198,985,800
DTA	2017	2030	DT59602	PHOENIX AREA FREEWAY LIGHTING	-	1,500,000
DTA	2017	2030	RELIEF	RELIEF	-	-
DTA	2017	2030	DT59601	STATEWIDE DRAINAGE STRUCTURES	-	4,300,000
DTA	2014	2030	DT58260	STATEWIDE HIGHWAY CONSTRUCTION	78,307,906	-
DTA	2015	2030	DT58260	STATEWIDE HIGHWAY CONSTRUCTION	51,726,392	-
DTA	2016	2030	DT58260	STATEWIDE HIGHWAY CONSTRUCTION	88,413,082	-
DTA	2017	2030	DT58260	STATEWIDE HIGHWAY CONSTRUCTION	-	-
DTA	2017	2030	AA99999	SWEEPS	-	4,554,300
DTA	2014	2030	DT55890	VEHICLE WASH SYSTEM	439,853	-
DTA	2015	2030	DT55890	VEHICLE WASH SYSTEM	2,812,952	-
DTA	2016	2030	DT55890	VEHICLE WASH SYSTEM	2,909,999	-
DTA	2017	2030	DT55890	VEHICLE WASH SYSTEM	-	-
TOTAL STATE HIGHWAY FUND					\$ 239,997,513	\$ 353,964,500
DTA	2016	2071	DT59340	ADMIN ADJUSTMENT VEHICLES AND HEAVY EQUIPMENT	\$ -	\$ -
DTA	2017	2071	DT59340	VEHICLES AND HEAVY EQUIPMENT	-	18,545,500
TOTAL TRANSPORTATION DEPT EQUIPMENT FUND					\$ -	\$ 18,545,500
DTA	2016	2108	DT58170	HIGHWAY MAINTENANCE	\$ 337,319	\$ -
DTA	2017	2108	DT58170	HIGHWAY MAINTENANCE	-	560,000
DTA	2017	2108	DT58000	OPERATING LUMP SUM APPROPRIATION	-	1,315,500
TOTAL SAFETY ENFORCE AND TRANS INFRASTRUCTURE					\$ 337,319	\$ 1,875,500
DTA	2017	2226	DT58000	OPERATING LUMP SUM APPROPRIATION	\$ -	\$ 162,200
TOTAL AIR QUALITY FUND					\$ -	\$ 162,200
DTA	2016	2272	DT58000	ADMIN ADJUSTMENT OPERATING LUMP SUM APPROPRIATION	\$ -	\$ -
DTA	2017	2272	DT58950	NEW THIRD PARTY FUNDING	-	87,100
DTA	2017	2272	DT58000	OPERATING LUMP SUM APPROPRIATION	-	1,371,000
TOTAL VEHICLE INSPECTION AND CERTIFICATE OF TITLE ENFORCEMENT FUND					\$ -	\$ 1,458,100
DTA	2016	2285	DT58000	ADMIN ADJUSTMENT OPERATING LUMP SUM APPROPRIATION	\$ -	\$ -
DTA	2017	2285	DT57720	MOTOR VEHICLE LIABILITY ENFORCEMENT FUND TRANSFER	-	1,100,000
DTA	2017	2285	DT58950	NEW THIRD PARTY FUNDING	-	99,500
DTA	2017	2285	DT58000	OPERATING LUMP SUM APPROPRIATION	-	1,216,600
TOTAL MOTOR VEHICLE LIABILITY INS ENFORCEMENT					\$ -	\$ 2,416,100
DTA	2017	2422	DT58000	OPERATING LUMP SUM APPROPRIATION	\$ -	\$ 153,200
TOTAL DRIVING UNDER INFLUENCE ABATEMENT FUND					\$ -	\$ 153,200
DTA	2016	3113	DT58000	ADMIN ADJUSTMENT OPERATING LUMP SUM APPROPRIATION	\$ -	\$ -
DTA	2017	3113	DT58950	NEW THIRD PARTY FUNDING	-	198,700
DTA	2017	3113	DT58000	OPERATING LUMP SUM APPROPRIATION	-	454,000
TOTAL ARIZONA HIGHWAY USER REVENUE FUND					\$ -	\$ 652,700
TOTAL TRANSPORTATION					\$ 258,017,392	\$ 380,850,700

See accompanying notes to financial statements.

CAPITAL OUTLAY APPROPRIATIONS	SUPPLEMENTAL APPROPRIATIONS, MID-YEAR		NET APPROPRIATIONS	EXPENDITURES	LAPSED APPROPRIATION AUTHORITY	JUNE 30, 2017 CONTINUING APPROPRIATION AUTHORITY
	REVERSIONS AND ADJUSTMENTS					
-	-		1	(123,719)	123,720	-
-	-		10,632,832	10,627,252	-	5,579
-	-		140,033,200	132,103,589	-	7,929,611
-	3,185,200		3,185,200	-	-	3,185,200
-	-		246,500	220,106	26,394	-
-	(1,281,900)		197,703,900	192,882,237	4,821,663	-
-	-		1,500,000	1,499,837	163	-
-	6,407		6,407	6,407	-	-
-	-		4,300,000	4,300,000	-	-
-	-		78,307,906	-	78,307,906	-
-	-		51,726,392	(63,522)	-	51,789,914
-	-		88,413,082	(1,650,551)	-	90,063,634
270,615,000	-		270,615,000	156,003,318	-	114,611,682
-	-		4,554,300	4,554,300	-	-
-	-		439,853	214,920	-	224,934
-	-		2,812,952	2,338,193	-	474,759
-	-		2,909,999	1,616,327	-	1,293,673
5,530,000	(3,185,200)		2,344,800	33,188	-	2,311,612
\$ 280,145,000	\$ 2,980,954	\$	\$ 877,087,966	\$ 518,591,352	\$ 83,871,139	\$ 274,625,475
\$ -	\$ 142,521	\$	\$ 142,521	\$ 142,521	\$ -	\$ -
-	(70,900)		18,474,600	16,536,753	1,937,847	-
\$ -	\$ 71,621	\$	\$ 18,617,121	\$ 16,679,274	\$ 1,937,847	\$ -
\$ -	\$ -	\$	\$ 337,319	\$ 221,397	\$ 115,922	\$ -
-	-		560,000	546,839	-	13,161
-	(7,200)		1,308,300	1,285,832	22,468	-
\$ -	\$ (7,200)	\$	\$ 2,205,619	\$ 2,054,068	\$ 138,390	\$ 13,161
\$ -	\$ (500)	\$	\$ 161,700	\$ 161,668	\$ 32	\$ -
\$ -	\$ (500)	\$	\$ 161,700	\$ 161,668	\$ 32	\$ -
\$ -	\$ 482,610	\$	\$ 482,610	\$ 482,610	\$ -	\$ -
-	-		87,100	82,535	4,565	-
-	(7,900)		1,363,100	1,352,706	10,394	-
\$ -	\$ 474,710	\$	\$ 1,932,810	\$ 1,917,851	\$ 14,959	\$ -
\$ -	\$ 4,574	\$	\$ 4,574	\$ 4,574	\$ -	\$ -
-	-		1,100,000	1,100,000	-	-
-	(600)		98,900	98,315	585	-
-	(6,800)		1,209,800	1,196,826	12,974	-
\$ -	\$ (2,826)	\$	\$ 2,413,274	\$ 2,399,715	\$ 13,559	\$ -
\$ -	\$ (1,000)	\$	\$ 152,200	\$ 149,348	\$ 2,852	\$ -
\$ -	\$ (1,000)	\$	\$ 152,200	\$ 149,348	\$ 2,852	\$ -
\$ -	\$ 4,897	\$	\$ 4,897	\$ 4,897	\$ -	\$ -
-	(1,600)		197,100	154,151	42,949	-
-	(1,400)		452,600	448,352	4,248	-
\$ -	\$ 1,897	\$	\$ 654,597	\$ 607,401	\$ 47,196	\$ -
\$ 299,457,200	\$ 3,645,391	\$	\$ 941,970,682	\$ 563,414,746	\$ 86,070,963	\$ 292,484,974

See accompanying notes to financial statements.

STATE OF ARIZONA
OTHER FUNDS
STATEMENT OF EXPENDITURES - APPROPRIATION TO ACTUAL
BUDGETARY (LEGAL) BASIS
FOR THE YEAR ENDED JUNE 30, 2017

AGY	BFY	FUND	APCAT	APPROPRIATION NAME	JULY 1, 2016 CONTINUING APPROPRIATION AUTHORITY	GENERAL APPROPRIATIONS
NATURAL RESOURCES						
ARIZONA GAME AND FISH DEPARTMENT						
GFA	2014	2027	GF07584	BUILDING RENEWAL	\$ 34,975	\$ -
GFA	2016	2027	GF07584	BUILDING RENEWAL	32,505	-
GFA	2017	2027	GF07584	BUILDING RENEWAL	-	-
GFA	2017	2027	GF07903	CAPITAL IMPROVEMENTS	-	-
GFA	2016	2027	GF07901	GAME AND FISH FY 2016 PSPRS	1,752,000	-
GFA	2017	2027	GF71001	OPERATING LUMP SUM APPROPRIATION	-	35,769,000
GFA	2013	2027	GF74002	PERFORMANCE INCENTIVE PAY	300,000	-
GFA	2014	2027	GF74002	PERFORMANCE INCENTIVE PAY	300,000	-
GFA	2015	2027	GF74002	PERFORMANCE INCENTIVE PAY	300,000	-
GFA	2017	2027	GF02615	RADIO TOWER	-	-
TOTAL GAME AND FISH FUND					\$ 2,719,480	\$ 35,769,000
GFA	2016	2079	GF71001	ADMIN ADJUSTMENT OPERATING LUMP SUM APPROPRIATION	\$ -	\$ -
GFA	2009	2079	GF02611	BOAT SHADE CANOPIES	4,450	-
GFA	2017	2079	GF71001	OPERATING LUMP SUM APPROPRIATION	-	4,192,600
GFA	2013	2079	GF74002	PERFORMANCE INCENTIVE PAY	46,100	-
GFA	2014	2079	GF74002	PERFORMANCE INCENTIVE PAY	46,100	-
GFA	2015	2079	GF74002	PERFORMANCE INCENTIVE PAY	46,100	-
GFA	2011	2079	GF02615	RADIO TOWER	25,359	-
GFA	2017	2079	AA99999	SWEEPS	-	470,700
GFA	2017	2079	GF02501	WATERCRAFT BOAT STRUCTURES	-	-
GFA	2017	2079	GF02604	WATERCRAFT GRANT PROGRAM	-	1,000,000
TOTAL WATERCRAFT LICENSING FUND					\$ 168,109	\$ 5,663,300
GFA	2016	2127	GF71001	ADMIN ADJUSTMENT OPERATING LUMP SUM APPROPRIATION	\$ -	\$ -
GFA	2017	2127	GF71001	OPERATING LUMP SUM APPROPRIATION	-	346,500
TOTAL GAME NON GAME FISH AND ENDANGERED SPECIES FUND					\$ -	\$ 346,500
GFA	2006	2203	GF03039	BLACK CANYON DAM MODIFICATIONS	\$ 121,683	\$ -
GFA	2012	2203	GF03056	DAM MAINTENANCE	181,530	-
GFA	2013	2203	GF03056	DAM MAINTENANCE	305,703	-
GFA	2017	2203	GF71001	OPERATING LUMP SUM APPROPRIATION	-	1,000,900
GFA	2012	2203	GF03055	PROPERTY MAINTENANCE	4,726	-
GFA	2013	2203	GF03055	PROPERTY MAINTENANCE	313	-
GFA	2010	2203	GF03051	REGIONAL KINGMAN OFFICE REMODEL	514,388	-
TOTAL CAPITAL IMPROVEMENT FUND					\$ 1,128,343	\$ 1,000,900
GFA	2017	2279	GF71001	OPERATING LUMP SUM APPROPRIATION	\$ -	\$ 16,200
TOTAL WILDLIFE ENDOWMENT FUND					\$ -	\$ 16,200
DEPARTMENT OF LAND						
LDA	2017	2274	LD22081	NATURAL RESOURCE CONSERVATION DISTRICTS	\$ -	\$ 260,500
TOTAL ENVIRONMENTAL SPECIAL PLATE FUND					\$ -	\$ 260,500
LDA	2017	2526	LD22301	DUE DILIGENCE FUND	\$ -	\$ 500,000
TOTAL DUE DILIGENCE FUND					\$ -	\$ 500,000
LDA	2016	3146	LD10001	ADMIN ADJUSTMENT OPERATING LUMP SUM APPROPRIATION	\$ -	\$ -
LDA	2017	3146	LD22401	LEGAL SERVICES	-	-
LDA	2017	3146	LD10001	OPERATING LUMP SUM APPROPRIATION	-	4,036,900
LDA	2017	3146	AA99999	SWEEPS	-	47,800
TOTAL TRUST LAND MANAGEMENT FUND					\$ -	\$ 4,084,700

See accompanying notes to financial statements.

CAPITAL OUTLAY APPROPRIATIONS	SUPPLEMENTAL APPROPRIATIONS, MID-YEAR REVERSIONS AND ADJUSTMENTS	NET APPROPRIATIONS	EXPENDITURES	LAPSED APPROPRIATION AUTHORITY	JUNE 30, 2017 CONTINUING APPROPRIATION AUTHORITY
\$ -	\$ -	\$ 34,975	\$ -	\$ 34,975	\$ -
-	-	32,505	25,803	6,701	-
530,000	-	530,000	501,962	-	28,039
3,867,000	-	3,867,000	748,728	-	3,118,272
-	-	1,752,000	-	1,752,000	-
-	(81,400)	35,687,600	29,618,577	6,069,023	-
-	-	300,000	-	300,000	-
-	-	300,000	-	300,000	-
-	-	300,000	-	300,000	-
306,000	-	306,000	212,128	-	93,872
<u>\$ 4,703,000</u>	<u>\$ (81,400)</u>	<u>\$ 43,110,080</u>	<u>\$ 31,107,197</u>	<u>\$ 8,762,700</u>	<u>\$ 3,240,183</u>
\$ -	\$ 1,062,499	\$ 1,062,499	\$ 1,062,499	\$ -	\$ -
-	-	4,450	-	4,450	-
-	(4,800)	4,187,800	3,367,593	820,207	-
-	-	46,100	-	46,100	-
-	-	46,100	-	46,100	-
-	-	46,100	-	46,100	-
-	-	25,359	-	25,359	-
-	-	470,700	470,700	-	-
874,900	-	874,900	46,074	-	828,826
-	-	1,000,000	-	1,000,000	-
<u>\$ 874,900</u>	<u>\$ 1,057,699</u>	<u>\$ 7,764,008</u>	<u>\$ 4,946,866</u>	<u>\$ 1,988,316</u>	<u>\$ 828,826</u>
\$ -	\$ 474	\$ 474	\$ 474	\$ -	\$ -
-	(700)	345,800	110,723	235,077	-
<u>\$ -</u>	<u>\$ (226)</u>	<u>\$ 346,274</u>	<u>\$ 111,197</u>	<u>\$ 235,077</u>	<u>\$ -</u>
\$ -	\$ -	\$ 121,683	\$ 32,160	\$ -	\$ 89,523
-	-	181,530	-	-	181,530
-	-	305,703	94,567	-	211,136
-	300	1,001,200	1,001,200	-	-
-	-	4,726	-	-	4,726
-	-	313	-	313	-
-	-	514,388	-	-	514,388
<u>\$ -</u>	<u>\$ 300</u>	<u>\$ 2,129,543</u>	<u>\$ 1,127,927</u>	<u>\$ 313</u>	<u>\$ 1,001,304</u>
<u>\$ -</u>	<u>\$ -</u>	<u>\$ 16,200</u>	<u>\$ -</u>	<u>\$ 16,200</u>	<u>\$ -</u>
<u>\$ -</u>	<u>\$ -</u>	<u>\$ 16,200</u>	<u>\$ -</u>	<u>\$ 16,200</u>	<u>\$ -</u>
\$ -	\$ 100	\$ 260,600	\$ 147,500	\$ 113,100	\$ -
<u>\$ -</u>	<u>\$ 100</u>	<u>\$ 260,600</u>	<u>\$ 147,500</u>	<u>\$ 113,100</u>	<u>\$ -</u>
\$ -	\$ -	\$ 500,000	\$ -	\$ 500,000	\$ -
<u>\$ -</u>	<u>\$ -</u>	<u>\$ 500,000</u>	<u>\$ -</u>	<u>\$ 500,000</u>	<u>\$ -</u>
\$ -	\$ 43,067	\$ 43,067	\$ 43,067	\$ -	\$ -
-	225,000	225,000	-	-	225,000
-	(400)	4,036,500	2,632,585	1,403,915	-
-	-	47,800	47,800	-	-
<u>\$ -</u>	<u>\$ 267,667</u>	<u>\$ 4,352,367</u>	<u>\$ 2,723,451</u>	<u>\$ 1,403,915</u>	<u>\$ 225,000</u>

See accompanying notes to financial statements.

**STATE OF ARIZONA
OTHER FUNDS
STATEMENT OF EXPENDITURES - APPROPRIATION TO ACTUAL
BUDGETARY (LEGAL) BASIS
FOR THE YEAR ENDED JUNE 30, 2017**

AGY	BFY	FUND	APCAT	APPROPRIATION NAME	JULY 1, 2016 CONTINUING APPROPRIATION AUTHORITY	GENERAL APPROPRIATIONS
ARIZONA NAVIGABLE STREAM ADJUDICATION COMMISSION						
NSA	2016	2110	NS10000	ADMIN ADJUSTMENT OPERATING LUMP SUM APPROPRIATION	\$ -	\$ -
NSA	2017	2110	NS10000	OPERATING LUMP SUM APPROPRIATION	-	200,000
TOTAL ARIZONA WATER BANKING FUND					<u>\$ -</u>	<u>\$ 200,000</u>
ARIZONA STATE PARKS BOARD						
PRA	2016	2202	PR22100	ADMIN ADJUSTMENT KARTCHNER CAVERNS STATE PARK	\$ -	\$ -
PRA	2016	2202	PR91000	ADMIN ADJUSTMENT OPERATING LUMP SUM APPROPRIATION	-	-
PRA	2017	2202	PR22100	KARTCHNER CAVERNS STATE PARK	-	2,232,000
PRA	2017	2202	PR91000	OPERATING LUMP SUM APPROPRIATION	-	10,622,800
PRA	2014	2202	PR28000	SPRF BSF STATE PARKS CAPITAL IMPROVEMENT	84,683	-
PRA	2015	2202	PR28000	SPRF BSF STATE PARKS CAPITAL IMPROVEMENT	908,335	-
PRA	2016	2202	PR28000	SPRF BSF STATE PARKS CAPITAL IMPROVEMENT	1,195,383	-
PRA	2017	2202	PR28000	SPRF BSF STATE PARKS CAPITAL IMPROVEMENT	-	-
PRA	2017	2202	PR22117	SPRF CH 117 TRANSFER TO AZ TRAIL FUND	-	150,000
PRA	2017	2202	PR91145	SPRF FY17 FEDERAL CONTINGENCY	-	1,500,000
PRA	2017	2202	PR91690	SPRF FY17 SUPPLEMENT MAJOR MAINTENANCE	-	-
PRA	2017	2202	AA99999	SWEEPS	-	102,500
TOTAL STATE PARKS REVENUE FUND					<u>\$ 2,188,401</u>	<u>\$ 14,607,300</u>
PRA	2017	2432	AA99999	SWEEPS	\$ -	\$ 12,600
TOTAL LAND CONSERVATION FUND					<u>\$ -</u>	<u>\$ 12,600</u>
DEPARTMENT OF WATER RESOURCES						
WCA	2017	2110	WC20000	OPERATING LUMP SUM APPROPRIATION	\$ -	\$ 1,211,100
TOTAL ARIZONA WATER BANKING FUND					<u>\$ -</u>	<u>\$ 1,211,100</u>
WCA	2016	2398	WC20000	ADMIN ADJUSTMENT OPERATING LUMP SUM APPROPRIATION	\$ -	\$ -
WCA	2017	2398	WC20000	OPERATING LUMP SUM APPROPRIATION	-	641,200
TOTAL WATER RESOURCES FUND					<u>\$ -</u>	<u>\$ 641,200</u>
WCA	2017	2509	WC20410	ASSURED - ADEQUATE WATER SUPPLY ADMIN	\$ -	\$ 266,600
TOTAL ASSURED AND ADEQUATE WATER SUPPLY ADMIN FUND					<u>\$ -</u>	<u>\$ 266,600</u>
TOTAL NATURAL RESOURCES					<u>\$ 6,204,333</u>	<u>\$ 64,579,900</u>
TOTAL OTHER FUNDS					<u>\$ 317,718,860</u>	<u>\$ 14,873,566,100</u>

See accompanying notes to financial statements.

CAPITAL OUTLAY APPROPRIATIONS	SUPPLEMENTAL APPROPRIATIONS, MID-YEAR REVERSIONS AND ADJUSTMENTS	NET APPROPRIATIONS	EXPENDITURES	LAPSED APPROPRIATION AUTHORITY	JUNE 30, 2017 CONTINUING APPROPRIATION AUTHORITY
\$ -	\$ 25,488	\$ 25,488	\$ 25,488	\$ -	\$ -
-	-	200,000	185,201	14,799	-
<u>\$ -</u>	<u>\$ 25,488</u>	<u>\$ 225,488</u>	<u>\$ 210,689</u>	<u>\$ 14,799</u>	<u>\$ -</u>
\$ -	\$ 493	\$ 493	\$ 493	\$ -	\$ -
-	679,476	679,476	679,476	-	-
-	(5,700)	2,226,300	1,951,480	274,820	-
-	34,035	10,656,835	9,700,447	956,388	-
-	-	84,683	900	-	83,784
-	-	908,335	211,202	-	697,132
-	-	1,195,383	97,568	1,097,816	-
1,500,000	-	1,500,000	194,043	-	1,305,957
-	-	150,000	150,000	-	-
-	-	1,500,000	-	1,500,000	-
-	1,500,000	1,500,000	625,874	-	874,126
-	-	102,500	102,500	-	-
<u>\$ 1,500,000</u>	<u>\$ 2,208,304</u>	<u>\$ 20,504,005</u>	<u>\$ 13,713,982</u>	<u>\$ 3,829,024</u>	<u>\$ 2,960,999</u>
\$ -	\$ -	\$ 12,600	\$ 12,600	\$ -	\$ -
<u>\$ -</u>	<u>\$ -</u>	<u>\$ 12,600</u>	<u>\$ 12,600</u>	<u>\$ -</u>	<u>\$ -</u>
\$ -	\$ 300	\$ 1,211,400	\$ -	\$ 1,211,400	\$ -
<u>\$ -</u>	<u>\$ 300</u>	<u>\$ 1,211,400</u>	<u>\$ -</u>	<u>\$ 1,211,400</u>	<u>\$ -</u>
\$ -	\$ 212	\$ 212	\$ 212	\$ -	\$ -
-	200	641,400	608,600	32,800	-
<u>\$ -</u>	<u>\$ 412</u>	<u>\$ 641,612</u>	<u>\$ 608,812</u>	<u>\$ 32,800</u>	<u>\$ -</u>
\$ -	\$ (300)	\$ 266,300	\$ -	\$ 266,300	\$ -
<u>\$ -</u>	<u>\$ (300)</u>	<u>\$ 266,300</u>	<u>\$ -</u>	<u>\$ 266,300</u>	<u>\$ -</u>
<u>\$ 7,077,900</u>	<u>\$ 3,478,343</u>	<u>\$ 81,340,477</u>	<u>\$ 54,710,221</u>	<u>\$ 18,373,943</u>	<u>\$ 8,256,312</u>
<u>\$ 314,217,500</u>	<u>\$ 1,097,174,203</u>	<u>\$ 16,602,676,662</u>	<u>\$ 15,076,761,138</u>	<u>\$ 1,178,313,681</u>	<u>\$ 347,601,843</u>

See accompanying notes to financial statements.

**THIS PAGE INTENTIONALLY
LEFT BLANK**

STATE OF ARIZONA
STATEMENT OF REVENUES, EXPENDITURES AND CHANGES IN FUND BALANCE
BUDGETARY (LEGAL) BASIS
FOR THE YEAR ENDED JUNE 30, 2017

AGY	FUND	APPROPRIATION NAME	FUND BALANCE JULY 1, 2016	REVENUES AND TRANSFERS IN	EXPENDITURES AND TRANSFERS OUT	FUND BALANCE JUNE 30, 2017
GENERAL GOVERNMENT						
DEPARTMENT OF ADMINISTRATION						
CREDIT CARD INCENTIVES AND REBATE CLEARING FUND						
AAA	AA2601	NON-APPROPRIATED - GENERAL		\$ 117,630.50	\$ -	
AAA	AA2602	NON-APPROPRIATED - GENERAL		117,304.02	106,813.36	
	TOTAL FUND		\$ 419,317.96	\$ 234,934.52	\$ 106,813.36	\$ 547,439.12
CERTIFICATE OF PARTICIPATION FUND						
AAA	AA5005	2008A FORENSIC UNIT-DS - RENT		\$ 3,062,700.00	\$ 2,228,930.24	
AAA	AA5005	2008A PRISON PROJECT-DS - RENT		15,804,400.00	11,501,893.17	
AAA	AA5005	2008A PRISON WATER PROJECT-DS - RENT		650,000.00	473,026.59	
AAA	AA5005	2015 DEBT SERVICE		8,922,516.67	13,697,844.54	
AAA	AA5005	2016 DEBT SERVICE		9,429,200.00	9,419,105.13	
AAA	AA5005	NON-APPROPRIATED - GENERAL		93,060,580.93	97,448,040.10	
	TOTAL FUND		\$ 8,930,441.74	\$ 130,929,397.60	\$ 134,768,839.77	\$ 5,090,999.57
STATE LOTTERY REVENUE BOND DEBT SERVICE FUND						
AAA	AA5040	NON-APPROPRIATED - GENERAL		\$ 37,502,050.00	\$ 37,502,050.00	
	TOTAL FUND		\$ -	\$ 37,502,050.00	\$ 37,502,050.00	\$ -
STATEWIDE PAYROLL FUND						
AAA	AA9230	GARNISHMENT ADMINISTRATION		\$ 104,531.89	\$ 141,540.12	
AAA	AA9240	RETIREMENT ALTERNATIVE RATE CONTRIBUTION		(1,007.54)	-	
	TOTAL FUND		\$ 48,578.80	\$ 103,524.35	\$ 141,540.12	\$ 10,563.03
CAPITAL OUTLAY STABILIZATION FUND						
DEPARTMENT OF ADMINISTRATION						
ADA	AD1600	APPROPRIATED ACTIVITY		\$ 14,289.90	\$ 35,897,465.69	
ADA	AD1600	REVENUES AND RECEIVABLE		30,501,303.06	-	
	TOTAL AGENCY			\$ 30,515,592.96	\$ 35,897,465.69	
DEPARTMENT OF HEALTH SERVICES						
HSA	HS1600	APPROPRIATED ACTIVITY		\$ -	\$ 1,594,489.87	
	TOTAL AGENCY			\$ -	\$ 1,594,489.87	
DEPARTMENT OF EMERGENCY AND MILITARY AFFAIRS						
MAA	MA1600	FIRE AND LIFE SAFETY UPGRADES		\$ -	\$ 156,023.10	
	TOTAL AGENCY			\$ -	\$ 156,023.10	
	TOTAL FUND		\$ 17,118,142.10	\$ 30,515,592.96	\$ 37,647,978.66	\$ 9,985,756.40
PERSONNEL DIVISION FUND						
ADA	AD1107	APPROPRIATED ACTIVITY		\$ 0.36	\$ 13,327,603.02	
ADA	AD1107	EXPENDITURE OFFSET		-	(399,843.36)	
ADA	AD1107	EXPENDITURE RECLASS		96,594.24	96,594.24	
ADA	AD1107	OTHER EXPENDITURE ACTIVITY		-	197,549.36	
ADA	AD1107	REVENUES AND RECEIVABLE		13,519,326.86	-	
	TOTAL FUND		\$ 3,655,543.09	\$ 13,615,921.46	\$ 13,221,903.26	\$ 4,049,561.29
FEDERAL GRANT FUND						
ADA	AD2000	GRANTS		\$ 3,430,846.94	\$ 2,928,587.15	
ADA	AD2001	ADOA FEDERAL GRANTS		653,989.30	654,028.22	
	TOTAL FUND		\$ 233,447.07	\$ 4,084,836.24	\$ 3,582,615.37	\$ 735,667.94
STATEWIDE DONATIONS FUND						
ADA	AD2025	911 EMERGENCY TELECOMMUNICATION		\$ -	\$ 8,719.54	
ADA	AD2025	DONATIONS		2,873.31	6,626.52	
	TOTAL FUND		\$ 62,437.47	\$ 2,873.31	\$ 15,346.06	\$ 49,964.72
STATE LOTTERY FUND						
ADA	AD2122	OTHER NON APPROPRIATED ACTIVITY		\$ (5.70)	\$ -	
	TOTAL FUND		\$ 5.70	\$ (5.70)	\$ -	\$ -
INFORMATION TECHNOLOGY FUND						
ADA	AD2152	APPROPRIATED ACTIVITY		\$ -	\$ 3,458,777.12	

See accompanying notes to financial statements.

STATE OF ARIZONA
STATEMENT OF REVENUES, EXPENDITURES AND CHANGES IN FUND BALANCE
BUDGETARY (LEGAL) BASIS
FOR THE YEAR ENDED JUNE 30, 2017

AGY	FUND	APPROPRIATION NAME	FUND BALANCE JULY 1, 2016	REVENUES AND TRANSFERS IN	EXPENDITURES AND TRANSFERS OUT	FUND BALANCE JUNE 30, 2017
ADA	AD2152	OTHER EXPENDITURE ACTIVITY		-	9,711.96	
ADA	AD2152	REVENUES AND RECEIVABLE		3,731,115.39	-	
	TOTAL FUND		<u>\$ 2,845,320.58</u>	<u>\$ 3,731,115.39</u>	<u>\$ 3,468,489.08</u>	<u>\$ 3,107,946.89</u>
EMERGENCY TELECOM SERVICES REVOLVING FUND						
ADA	AD2176	911 EMERGENCY TELECOMMUNICATION		\$ 18,624,499.85	\$ 16,582,926.47	
	TOTAL FUND		<u>\$ 5,868,457.42</u>	<u>\$ 18,624,499.85</u>	<u>\$ 16,582,926.47</u>	<u>\$ 7,910,030.80</u>
AIR QUALITY FUND						
ADA	AD2226	APPROPRIATED ACTIVITY		\$ 1,626.88	\$ 499,590.39	
ADA	AD2226	REVENUES AND RECEIVABLE		929,873.85	-	
	TOTAL FUND		<u>\$ 499,475.48</u>	<u>\$ 931,500.73</u>	<u>\$ 499,590.39</u>	<u>\$ 931,385.82</u>
STATE EMPLOYEE TRAVEL REDUCTION FUND						
ADA	AD2261	TRAVEL REDUCTION MAG		\$ 440,594.82	\$ 306,068.99	
	TOTAL FUND		<u>\$ 662,354.28</u>	<u>\$ 440,594.82</u>	<u>\$ 306,068.99</u>	<u>\$ 796,880.11</u>
STATE MONUMENT AND MEMORIAL REPAIR FUND						
	TOTAL FUND		<u>\$ 219,450.00</u>	<u>\$ -</u>	<u>\$ -</u>	<u>\$ 219,450.00</u>
STATE TRAFFIC AND PARKING CONTROL FUND						
	TOTAL FUND		<u>\$ 4,468.22</u>	<u>\$ -</u>	<u>\$ -</u>	<u>\$ 4,468.22</u>
INTERGOVERNMENTAL AND INTERAGENCY SERVICE AGREEMENT FUND						
ADA	AD2500	CHIEF PROCUREMENT OFFICER		\$ 1,037,750.00	\$ 1,042,170.98	
ADA	AD2500	EMPLOYEE BUS PAYMENTS		528,623.53	492,472.38	
ADA	AD2500	GSD ISAS		2,984,204.25	2,837,322.28	
ADA	AD2500	ISA		3,215,011.52	4,262,039.30	
ADA	AD2599	TRANSPARENCY WEBSITE		25,000.00	47,836.03	
	TOTAL FUND		<u>\$ 4,224,362.08</u>	<u>\$ 7,790,589.30</u>	<u>\$ 8,681,840.97</u>	<u>\$ 3,333,110.41</u>
ADOA SPECIAL EVENTS FUND						
ADA	AD2503	SPECIAL EVENTS CONFERENCE ROOM SET UP		\$ 7,932.77	\$ 16,367.67	
	TOTAL FUND		<u>\$ 10,601.40</u>	<u>\$ 7,932.77</u>	<u>\$ 16,367.67</u>	<u>\$ 2,166.50</u>
STATE WEB PORTAL FUND						
ADA	AD2531	APPROPRIATED ACTIVITY		\$ 0.24	\$ 9,267,824.05	
ADA	AD2531	EXPENDITURE RECLASS		64,396.16	64,396.16	
ADA	AD2531	REVENUES AND RECEIVABLE		9,045,290.99	-	
	TOTAL FUND		<u>\$ 5,804,281.46</u>	<u>\$ 9,109,687.39</u>	<u>\$ 9,332,220.21</u>	<u>\$ 5,581,748.64</u>
AUTOMATION PROJECTS FUND						
ADA	AD2566	APPROPRIATED ACTIVITY		\$ -	\$ 35,041,354.22	
ADA	AD2566	AUTOMATION PROJECTS FUND		47,769,517.00	-	
	TOTAL FUND		<u>\$ 29,985,627.63</u>	<u>\$ 47,769,517.00</u>	<u>\$ 35,041,354.22</u>	<u>\$ 42,713,790.41</u>
CREDIT CARD CLEARING FUND						
ADA	AD2600	CREDIT CARD CLEARING		\$ (162.07)	\$ -	
	TOTAL FUND		<u>\$ 337.07</u>	<u>\$ (162.07)</u>	<u>\$ -</u>	<u>\$ 175.00</u>
STIMULUS STATEWIDE ADMIN FUND						
	TOTAL FUND		<u>\$ 571,496.49</u>	<u>\$ -</u>	<u>\$ -</u>	<u>\$ 571,496.49</u>
SPECIAL EMPLOYEE HEALTH INS TRUST FUND						
ADA	AD3015	APPROPRIATED ACTIVITY		\$ 58.98	\$ 83,988,231.57	
ADA	AD3015	CONVERSION APPROP		-	(327.36)	
ADA	AD3015	NON APPROPRIATED BENEFITS PROGRAM		808,644,903.58	876,568,240.80	
ADA	AD3015	OTHER EXPENDITURE ACTIVITY		-	5,450.84	
ADA	AD3015	REVENUES AND RECEIVABLE		8,950.00	-	
	TOTAL FUND		<u>\$ 305,773,417.19</u>	<u>\$ 808,653,912.56</u>	<u>\$ 960,561,595.85</u>	<u>\$ 153,865,733.90</u>
EMPLOYEE BENEFIT PLAN FUND						
ADA	AD3035	NON APPROPRIATED BENEFITS PROGRAM		\$ 33,283,360.76	\$ 32,960,172.77	
	TOTAL FUND		<u>\$ 3,897,489.93</u>	<u>\$ 33,283,360.76</u>	<u>\$ 32,960,172.77</u>	<u>\$ 4,220,677.92</u>
LEGISLATIVE, EXECUTIVE AND JUDICIAL PUBLIC BUILDINGS LAND FUND						
ADA	AD3127	REVENUE COLLECTIONS		\$ 734,736.43	\$ -	
	TOTAL FUND		<u>\$ 3,529,526.66</u>	<u>\$ 734,736.43</u>	<u>\$ -</u>	<u>\$ 4,264,263.09</u>
OIL OVERCHARGE FUND						

See accompanying notes to financial statements.

STATE OF ARIZONA
STATEMENT OF REVENUES, EXPENDITURES AND CHANGES IN FUND BALANCE
BUDGETARY (LEGAL) BASIS
FOR THE YEAR ENDED JUNE 30, 2017

AGY	FUND	APPROPRIATION NAME	FUND BALANCE JULY 1, 2016	REVENUES AND TRANSFERS IN	EXPENDITURES AND TRANSFERS OUT	FUND BALANCE JUNE 30, 2017
ADA	AD3171	APPROPRIATED ACTIVITY		\$ -	\$ 100.00	
ADA	AD3171	OIL OVERCHARGE		9,072.71	385,684.07	
	TOTAL FUND		\$ 607,990.76	\$ 9,072.71	\$ 385,784.07	\$ 231,279.40
RETIREE ACCUMULATED SICK LEAVE FUND						
ADA	AD3200	RETIREE ACCUMULATED SICK LEAVE		\$ 14,381,964.80	\$ 15,481,092.71	
	TOTAL FUND		\$ 3,924,255.23	\$ 14,381,964.80	\$ 15,481,092.71	\$ 2,825,127.32
ADMIN - AFIS II COLLECTIONS FUND						
ADA	AD4203	AFIS II OTHER AGENCY		\$ -	\$ (3,108.08)	
	TOTAL FUND		\$ 1,145,077.34	\$ -	\$ (3,108.08)	\$ 1,148,185.42
MOTOR VEHICLE POOL REVOLVING FUND						
ADA	AD4204	APPROPRIATED ACTIVITY		\$ (23,237.74)	\$ 7,589,404.95	
ADA	AD4204	CONVERSION APPROP		(281,376.26)	97,153.39	
ADA	AD4204	EXPENDITURE OFFSET		-	(1,851,568.76)	
ADA	AD4204	EXPENDITURE RECLASS		(1,062,610.70)	(1,062,610.70)	
ADA	AD4204	OTHER EXPENDITURE ACTIVITY		-	2,596,627.70	
ADA	AD4204	REVENUES AND RECEIVABLE		7,500,912.93	-	
	TOTAL FUND		\$ 13,518,481.28	\$ 6,133,688.23	\$ 7,369,006.58	\$ 12,283,162.93
SPECIAL SERVICES REVOLVING FUND						
ADA	AD4208	APPROPRIATED ACTIVITY		\$ 289,320.00	\$ 415,001.56	
ADA	AD4208	SPECIAL SERVICES		1,012,694.51	656,053.08	
	TOTAL FUND		\$ 86,805.03	\$ 1,302,014.51	\$ 1,071,054.64	\$ 317,764.90
CO-OP ST PURCHASING FUND						
ADA	AD4213	EPS CO-OP		\$ 3,391,667.54	\$ 3,513,927.47	
	TOTAL FUND		\$ 1,390,409.71	\$ 3,391,667.54	\$ 3,513,927.47	\$ 1,268,149.78
STATE SURPLUS MATERIALS REVOLVING FUND						
ADA	AD4214	APPROPRIATED ACTIVITY		\$ -	\$ 2,968,812.44	
ADA	AD4214	OTHER EXPENDITURE ACTIVITY		-	6,902.68	
ADA	AD4214	REVENUES AND RECEIVABLE		3,295,852.09	6.24	
	TOTAL FUND		\$ 518,154.39	\$ 3,295,852.09	\$ 2,975,721.36	\$ 838,285.12
FEDERAL SURPLUS MATERIALS REVOLVING FUND						
ADA	AD4215	APPROPRIATED ACTIVITY		\$ -	\$ 35,121.53	
ADA	AD4215	REVENUES AND RECEIVABLE		625.66	-	
ADA	AD4215	STATE SURPLUS PROPERTY RECEIVABLES		40,858.50	-	
	TOTAL FUND		\$ 75,473.21	\$ 41,484.16	\$ 35,121.53	\$ 81,835.84
RISK MANAGEMENT FUND						
ADA	AD4216	APPROPRIATED ACTIVITY		\$ 24,846,494.51	\$ 90,105,587.87	
ADA	AD4216	OTHER EXPENDITURE ACTIVITY		-	3,853.11	
ADA	AD4216	REVENUES AND RECEIVABLE		66,567,172.65	-	
	TOTAL FUND		\$ 75,151,853.17	\$ 91,413,667.16	\$ 90,109,440.98	\$ 76,456,079.35
CONSTRUCTION INSURANCE FUND						
ADA	AD4219	CONSTRUCTION INSURANCE PROGRAM		\$ 4,076,112.60	\$ 1,896,369.32	
	TOTAL FUND		\$ 14,251,486.96	\$ 4,076,112.60	\$ 1,896,369.32	\$ 16,431,230.24
AFIS COLLECTIONS FUND						
ADA	AD4220	APPROPRIATED ACTIVITY		\$ -	\$ 9,603,547.82	
ADA	AD4220	REVENUES AND RECEIVABLE		9,403,435.36	-	
	TOTAL FUND		\$ 502,223.35	\$ 9,403,435.36	\$ 9,603,547.82	\$ 302,110.89
AUTOMATION OPERATIONS FUND						
ADA	AD4230	APPROPRIATED ACTIVITY		\$ 11.37	\$ 28,009,196.73	
ADA	AD4230	EXPENDITURE OFFSET		-	(1,390,328.52)	
ADA	AD4230	EXPENDITURE RECLASS		(153,494.78)	(153,494.78)	
ADA	AD4230	OTHER EXPENDITURE ACTIVITY		-	1,644,190.54	
ADA	AD4230	REVENUES AND RECEIVABLE		28,461,140.17	-	
	TOTAL FUND		\$ 19,322,579.09	\$ 28,307,656.76	\$ 28,109,563.97	\$ 19,520,671.88
TELECOMMUNICATIONS FUND						
ADA	AD4231	APPROPRIATED ACTIVITY		\$ -	\$ 1,781,221.10	

See accompanying notes to financial statements.

STATE OF ARIZONA
STATEMENT OF REVENUES, EXPENDITURES AND CHANGES IN FUND BALANCE
BUDGETARY (LEGAL) BASIS
FOR THE YEAR ENDED JUNE 30, 2017

AGY	FUND	APPROPRIATION NAME	FUND BALANCE JULY 1, 2016	REVENUES AND TRANSFERS IN	EXPENDITURES AND TRANSFERS OUT	FUND BALANCE JUNE 30, 2017
ADA	AD4231	EXPENDITURE OFFSET		-	(73,121.68)	
ADA	AD4231	OTHER EXPENDITURE ACTIVITY		-	79,798.21	
ADA	AD4231	REVENUES AND RECEIVABLE		1,765,464.77	-	
TOTAL FUND			<u>\$ 945,292.64</u>	<u>\$ 1,765,464.77</u>	<u>\$ 1,787,897.63</u>	<u>\$ 922,859.78</u>

ATTORNEY GENERAL

FEDERAL GRANT FUND

AGA	AG2000	NON APPROPRIATED REVENUES AND EXPENDITURES		\$ 5,624,537.99	\$ 5,582,129.73	
TOTAL FUND			<u>\$ 1,489,384.65</u>	<u>\$ 5,624,537.99</u>	<u>\$ 5,582,129.73</u>	<u>\$ 1,531,792.91</u>

ANTI-RACKETEERING REVOLVING FUND

AGA	AG2130	NON APPROPRIATED REVENUES AND EXPENDITURES		\$ 3,252,861.00	\$ 8,714,734.03	
AGA	AG2131	NON APPROPRIATED REVENUES AND EXPENDITURES		5,255,358.24	8,981,231.14	
AGA	AG2131	OTHER NON APPROPRIATED ACTIVITY		(17.59)	-	
AGA	AG2132	NON APPROPRIATED REVENUES AND EXPENDITURES		(856,812.86)	242,933.13	
AGA	AG2132	OTHER NON APPROPRIATED ACTIVITY		(919.26)	-	
TOTAL FUND			<u>\$ 35,263,292.37</u>	<u>\$ 7,650,469.53</u>	<u>\$ 17,938,898.30</u>	<u>\$ 24,974,863.60</u>

PROSECUTING ATTORNEYS ADVISORY COUNCIL TRAINING FUND

AGA	AG2361	NON APPROPRIATED REVENUES AND EXPENDITURES		\$ 1,022,223.17	\$ 1,022,816.24	
TOTAL FUND			<u>\$ 986.31</u>	<u>\$ 1,022,223.17</u>	<u>\$ 1,022,816.24</u>	<u>\$ 393.24</u>

ATTORNEY GENERAL CJEF DISTRIBUTIONS FUND

AGA	AG2362	NON APPROPRIATED REVENUES AND EXPENDITURES		\$ 3,154,384.98	\$ 3,249,258.20	
TOTAL FUND			<u>\$ 755,908.33</u>	<u>\$ 3,154,384.98</u>	<u>\$ 3,249,258.20</u>	<u>\$ 661,035.11</u>

STATE AID TO INDIGENT DEFENSE FUND

AGA	AG2445	APPROPRIATED ACTIVITY		\$ -	\$ 115.85	
AGA	AG2445	REVENUE COLLECTIONS		76,053.00	-	
TOTAL FUND			<u>\$ 27,102.76</u>	<u>\$ 76,053.00</u>	<u>\$ 115.85</u>	<u>\$ 103,039.91</u>

INTERGOVERNMENTAL AND INTERAGENCY SERVICE AGREEMENT FUND

AGA	AG2500	NON APPROPRIATED REVENUES AND EXPENDITURES		\$ 20,738,239.33	\$ 21,811,061.99	
TOTAL FUND			<u>\$ 3,209,079.26</u>	<u>\$ 20,738,239.33</u>	<u>\$ 21,811,061.99</u>	<u>\$ 2,136,256.60</u>

CONSUMER RESTITUTION AND REMEDIATION REVOLVING FUND

AGA	AG2573	NON APPROPRIATED REVENUES AND EXPENDITURES		\$ 8,140,227.88	\$ 949,994.59	
AGA	AG2573	OTHER NON APPROPRIATED ACTIVITY		(41.00)	-	
AGA	AG2574	NON APPROPRIATED REVENUES AND EXPENDITURES		806,869.85	445,268.31	
TOTAL FUND			<u>\$ 7,901,364.04</u>	<u>\$ 8,947,056.73</u>	<u>\$ 1,395,262.90</u>	<u>\$ 15,453,157.87</u>

ATTORNEY GENERAL AGENCY SERVICES FUND

AGA	AG2657	APPROPRIATED ACTIVITY		\$ (7,527.93)	\$ 15,065,844.54	
AGA	AG2657	REVENUE COLLECTIONS		15,907,324.55	-	
TOTAL FUND			<u>\$ 1,646,181.67</u>	<u>\$ 15,899,796.62</u>	<u>\$ 15,065,844.54</u>	<u>\$ 2,480,133.75</u>

ATTORNEY GENERAL'S TRUST FUND

AGA	AG3102	NON APPROPRIATED REVENUES AND EXPENDITURES		\$ 4,226,576.00	\$ 1,099,735.82	
TOTAL FUND			<u>\$ 555,025.17</u>	<u>\$ 4,226,576.00</u>	<u>\$ 1,099,735.82</u>	<u>\$ 3,681,865.35</u>

COURT ORDERED TRUST FUND

AGA	AG3181	APPROPRIATED ACTIVITY		\$ 146,625.14	\$ 2,344,325.52	
AGA	AG3181	NON APPROPRIATED REVENUES AND EXPENDITURES		46,256.46	5,148.10	
AGA	AG3182	NON APPROPRIATED REVENUES AND EXPENDITURES		8,618,895.39	2,487,299.16	
TOTAL FUND			<u>\$ 14,905,876.65</u>	<u>\$ 8,811,776.99</u>	<u>\$ 4,836,772.78</u>	<u>\$ 18,880,880.86</u>

ATTORNEY GENERAL COLLECTION ENFORCEMENT FUND

AGA	AG3211	APPROPRIATED ACTIVITY		\$ (21,346.13)	\$ 6,342,761.25	
AGA	AG3211	REVENUE COLLECTIONS		6,550,887.09	-	
AGA	AG3212	REVENUE COLLECTIONS		(137,002.19)	-	
AGA	AG3213	REVENUE COLLECTIONS		63,870.95	-	
TOTAL FUND			<u>\$ 825,321.39</u>	<u>\$ 6,456,409.72</u>	<u>\$ 6,342,761.25</u>	<u>\$ 938,969.86</u>

INTERNET CRIMES AGAINST CHILDREN ENFORCEMENT FUND

AGA	AG3217	APPROPRIATED ACTIVITY		\$ 900,000.00	\$ 632,050.92	
TOTAL FUND			<u>\$ 1,800,000.00</u>	<u>\$ 900,000.00</u>	<u>\$ 632,050.92</u>	<u>\$ 2,067,949.08</u>

See accompanying notes to financial statements.

STATE OF ARIZONA
STATEMENT OF REVENUES, EXPENDITURES AND CHANGES IN FUND BALANCE
BUDGETARY (LEGAL) BASIS
FOR THE YEAR ENDED JUNE 30, 2017

AGY	FUND	APPROPRIATION NAME	FUND BALANCE JULY 1, 2016	REVENUES AND TRANSFERS IN	EXPENDITURES AND TRANSFERS OUT	FUND BALANCE JUNE 30, 2017
COLORADO RIVER LAND CLAIMS REVOLVING FUND			<u>\$ 12,250.67</u>	<u>\$ -</u>	<u>\$ -</u>	<u>\$ 12,250.67</u>
RISK MANAGEMENT FUND						
AGA	AG4216	APPROPRIATED ACTIVITY		\$ -	\$ 8,626,142.27	
AGA	AG4216	EXPENDITURE OFFSET		-	(4,198.99)	
AGA	AG4216	OTHER EXPENDITURE ACTIVITY		-	23,273.81	
AGA	AG4216	REVENUE COLLECTIONS		7,848,675.36	-	
	TOTAL FUND		<u>\$ 1,586,078.99</u>	<u>\$ 7,848,675.36</u>	<u>\$ 8,645,217.09</u>	<u>\$ 789,537.26</u>
AG LEGAL SERVICES COST ALLOCATION FUND						
AGA	AG4240	APPROPRIATED ACTIVITY		\$ -	\$ 1,936,448.83	
AGA	AG4240	REVENUE COLLECTIONS		1,798,500.00	-	
	TOTAL FUND		<u>\$ 525,869.35</u>	<u>\$ 1,798,500.00</u>	<u>\$ 1,936,448.83</u>	<u>\$ 387,920.52</u>
MOTOR CARRIER SAFETY REVOLVING FUND						
AGA	AG5361	NON APPROPRIATED REVENUES AND EXPENDITURES		\$ 5,000.01	\$ -	
	TOTAL FUND		<u>\$ 32,156.26</u>	<u>\$ 5,000.01</u>	<u>\$ -</u>	<u>\$ 37,156.27</u>
CONSUMER PROTECTION FRAUD REVOLVING FUND						
AGA	AG6211	APPROPRIATED ACTIVITY		\$ -	\$ 3,915,837.77	
AGA	AG6211	REVENUE COLLECTIONS		5,063,001.23	-	
AGA	AG6212	APPROPRIATED ACTIVITY		-	74,260.55	
	TOTAL FUND		<u>\$ 12,383,692.41</u>	<u>\$ 5,063,001.23</u>	<u>\$ 3,990,098.32</u>	<u>\$ 13,456,595.32</u>
ANTITRUST ENFORCEMENT REVOLVING FUND						
AGA	AG6311	APPROPRIATED ACTIVITY		\$ -	\$ 149,045.76	
AGA	AG6311	REVENUE COLLECTIONS		462,246.51	-	
	TOTAL FUND		<u>\$ 775,693.13</u>	<u>\$ 462,246.51</u>	<u>\$ 149,045.76</u>	<u>\$ 1,088,893.88</u>
CRIMINAL CASE PROCESSING FUND						
AGA	AG7361	NON APPROPRIATED REVENUES AND EXPENDITURES		\$ 86,764.24	\$ 30,361.73	
	TOTAL FUND		<u>\$ 167,085.66</u>	<u>\$ 86,764.24</u>	<u>\$ 30,361.73</u>	<u>\$ 223,488.17</u>
VICTIMS RIGHTS FUND						
AGA	AG7511	APPROPRIATED ACTIVITY		\$ 2,854,534.76	\$ 3,608,917.81	
	TOTAL FUND		<u>\$ 2,402,401.27</u>	<u>\$ 2,854,534.76</u>	<u>\$ 3,608,917.81</u>	<u>\$ 1,648,018.22</u>
VICTIM WITNESS ASSISTANCE FUND						
AGA	AG7561	NON APPROPRIATED REVENUES AND EXPENDITURES		\$ 18,116.20	\$ 14,318.00	
	TOTAL FUND		<u>\$ 1,629.15</u>	<u>\$ 18,116.20</u>	<u>\$ 14,318.00</u>	<u>\$ 5,427.35</u>
INDIRECT COST RECOVERY FUND						
AGA	AG9001	NON APPROPRIATED REVENUES AND EXPENDITURES		\$ 7,330,557.50	\$ 6,921,607.04	
	TOTAL FUND		<u>\$ 4,241,204.27</u>	<u>\$ 7,330,557.50</u>	<u>\$ 6,921,607.04</u>	<u>\$ 4,650,154.73</u>
PRIVATE FUNDS, CONTRIBUTIONS AND SUSPENSE FUNDS						
AGA	AG9006	NON APPROPRIATED REVENUES AND EXPENDITURES		\$ (498,054.58)	\$ 4,553.89	
	TOTAL FUND		<u>\$ 5,315,650.52</u>	<u>\$ (498,054.58)</u>	<u>\$ 4,553.89</u>	<u>\$ 4,813,042.05</u>
AUDITOR GENERAL						
AUDIT SERVICES REVOLVING FUND						
AUA	AU2242	AUDIT SERVICES REVOLVING FUND		\$ 2,445,623.36	\$ 2,499,184.45	
	TOTAL FUND		<u>\$ 628,252.30</u>	<u>\$ 2,445,623.36</u>	<u>\$ 2,499,184.45</u>	<u>\$ 574,691.21</u>
EXPOSITION AND STATE FAIR BOARD						
ARIZONA EXPOSITION AND STATE FAIR BOARD FUND						
CLA	CL4001	APPROPRIATED ACTIVITY		\$ 13,070,169.04	\$ 11,721,573.99	
CLA	CL4001	EXPENDITURE OFFSET		-	(3,633,980.00)	
CLA	CL4001	OTHER EXPENDITURE ACTIVITY		-	193,442.72	
CLA	CL4001	OTHER NON APPROPRIATED ACTIVITY		-	3,668.12	
CLA	CL4001	PRIOR YEAR ADJUSTMENT		3,668.12	-	
	TOTAL FUND		<u>\$ 5,998,743.47</u>	<u>\$ 13,073,837.16</u>	<u>\$ 8,284,704.83</u>	<u>\$ 10,787,875.80</u>
COURT OF APPEALS						

See accompanying notes to financial statements.

STATE OF ARIZONA
STATEMENT OF REVENUES, EXPENDITURES AND CHANGES IN FUND BALANCE
BUDGETARY (LEGAL) BASIS
FOR THE YEAR ENDED JUNE 30, 2017

AGY	FUND	APPROPRIATION NAME	FUND BALANCE JULY 1, 2016	REVENUES AND TRANSFERS IN	EXPENDITURES AND TRANSFERS OUT	FUND BALANCE JUNE 30, 2017
JUDICIAL COLLECTION ENHANCEMENT FUND						
COA	CO2246	SUR CHARGE		\$ (4,291.59)	\$ -	
	TOTAL FUND		<u>\$ 113,093.18</u>	<u>\$ (4,291.59)</u>	<u>\$ -</u>	<u>\$ 108,801.59</u>
COURT OF APPEALS COLLECTION ENHANCEMENT FUND						
COA	CO2539	FEE COLLEC - PROCESSING IMPROV - LOCAL		\$ 22,985.31	\$ -	
	TOTAL FUND		<u>\$ 303,518.88</u>	<u>\$ 22,985.31</u>	<u>\$ -</u>	<u>\$ 326,504.19</u>
COURT OF APPEALS DIV II						
JUDICIAL COLLECTION ENHANCEMENT FUND						
CTA	CT2246	SUR CHARGE		\$ 4,665.06	\$ -	
	TOTAL FUND		<u>\$ 75,749.40</u>	<u>\$ 4,665.06</u>	<u>\$ -</u>	<u>\$ 80,414.46</u>
INTERGOVERNMENTAL AND INTERAGENCY SERVICE AGREEMENT FUND						
CTA	CT2500	CPAF PROGRAMS		\$ 54,162.00	\$ 54,162.00	
	TOTAL FUND		<u>\$ 51,583.00</u>	<u>\$ 54,162.00</u>	<u>\$ 54,162.00</u>	<u>\$ 51,583.00</u>
CITIZENS CLEAN ELECTION COMMISSION						
CITIZENS CLEAN ELECTION FUND						
ECA	EC2425	ADMINISTRATIVE AND ENFORCEMENT		\$ -	\$ 1,034,101.77	
ECA	EC2425	CIVIL AND CRIMINAL FINE SURCHARGES		7,260,742.13	-	
ECA	EC2425	DOR 5 DOLLAR CHECKOFF BOX		225.00	-	
ECA	EC2425	OTHER REVENUE		114,782.40	-	
ECA	EC2425	PUBLIC CAMPAIGN FUNDING		-	1,803,843.00	
ECA	EC2425	QUALIFYING CONTRIBUTIONS		68,740.00	-	
ECA	EC2425	VOTER EDUCATION		87,500.00	4,348,751.32	
	TOTAL FUND		<u>\$ 26,319,750.84</u>	<u>\$ 7,531,989.53</u>	<u>\$ 7,186,696.09</u>	<u>\$ 26,665,044.28</u>
OFFICE OF ECONOMIC OPPORTUNITY						
FEDERAL GRANT FUND						
EOA	EO2000	GRANTS		\$ 1,892,151.33	\$ 1,856,541.44	
	TOTAL FUND		<u>\$ -</u>	<u>\$ 1,892,151.33</u>	<u>\$ 1,856,541.44</u>	<u>\$ 35,609.89</u>
INTERGOVERNMENTAL AND INTERAGENCY SERVICE AGREEMENT FUND						
EOA	EO2500	ISA		\$ 75,811.15	\$ 85,879.36	
	TOTAL FUND		<u>\$ -</u>	<u>\$ 75,811.15</u>	<u>\$ 85,879.36</u>	<u>\$ (10,068.21)</u>
OFFICE OF ECONOMIC OPPORTUNITY OPERATIONS FUND						
EOA	EO3888	OFFICE OF ECONOMIC OPPORTUNITY OPERATIONS		\$ -	\$ 150,379.73	
EOA	EO3888	OFFICE OF ECONOMIC OPPORTUNITY OPERATIONS		1,799,684.67	-	
	TOTAL FUND		<u>\$ -</u>	<u>\$ 1,799,684.67</u>	<u>\$ 150,379.73</u>	<u>\$ 1,649,304.94</u>
ARIZONA FINANCE AUTHORITY						
FEDERAL GRANT FUND						
FAA	FA4310	CW FEDERAL FUNDS		\$ 3,349,654.27	\$ 3,351,672.79	
FAA	FA4335	DW FEDERAL FUNDS		12,810,285.56	12,810,258.86	
FAA	FA4335	EXPENDITURE OFFSET		-	(1,050.75)	
	TOTAL FUND		<u>\$ -</u>	<u>\$ 16,159,939.83</u>	<u>\$ 16,160,880.90</u>	<u>\$ (941.07)</u>
SMALL WATER SYSTEMS FUND						
FAA	FA2225	DW STATE FUNDS		\$ 504,535.55	\$ 93,811.53	
	TOTAL FUND		<u>\$ -</u>	<u>\$ 504,535.55</u>	<u>\$ 93,811.53</u>	<u>\$ 410,724.02</u>
CLEAN WATER REVOLVING FUND						
FAA	FA4309	CW STATE FUNDS		\$ 576,247.73	\$ 261,622.62	
FAA	FA4309	EXPENDITURE OFFSET		-	(700.54)	
FAA	FA4312	CW STATE FUNDS		85,900,401.78	39,649,894.64	
FAA	FA4313	CW STATE FUNDS		30,794,986.25	21,078,703.31	
FAA	FA4315	CW STATE FUNDS		3,588,385.43	-	
FAA	FA4317	CW STATE FUNDS		19,531,025.34	52,821.30	
FAA	FA4319	CW STATE FUNDS		165,213,582.25	2,793,053.85	
	TOTAL FUND		<u>\$ -</u>	<u>\$ 305,604,628.78</u>	<u>\$ 63,835,395.18</u>	<u>\$ 241,769,233.60</u>

See accompanying notes to financial statements.

STATE OF ARIZONA
STATEMENT OF REVENUES, EXPENDITURES AND CHANGES IN FUND BALANCE
BUDGETARY (LEGAL) BASIS
FOR THE YEAR ENDED JUNE 30, 2017

AGY	FUND	APPROPRIATION NAME	FUND BALANCE JULY 1, 2016	REVENUES AND TRANSFERS IN	EXPENDITURES AND TRANSFERS OUT	FUND BALANCE JUNE 30, 2017
DRINKING WATER REVOLVING FUND						
FAA	FA4320	DW STATE FUNDS		\$ 2,792,757.92	\$ -	
FAA	FA4322	DW STATE FUNDS		12,291,343.04	331,917.18	
FAA	FA4324	DW STATE FUNDS		54,273,539.69	3,307,385.49	
FAA	FA4332	DW STATE FUNDS		51,573,908.05	10,140,105.36	
FAA	FA4333	DW STATE FUNDS		14,383,473.48	6,154,921.56	
	TOTAL FUND		\$ -	\$ 135,315,022.18	\$ 19,934,329.59	\$ 115,380,692.59
GREATER AZ DEVELOPMENT AUTHORITY REVOLVING FUND						
FAA	FA2311	GADA FUNDS		\$ 13,503,954.21	\$ 33,271.38	
	TOTAL FUND		\$ -	\$ 13,503,954.21	\$ 33,271.38	\$ 13,470,682.83
ARIZONA FINANCE AUTHORITY OPERATIONS FUND						
FAA	FA5352	AFA OPERATIONS FUND		\$ 79,801.57	\$ -	
	TOTAL FUND		\$ -	\$ 79,801.57	\$ -	\$ 79,801.57
GOVERNOR'S OFFICE OF HIGHWAY SAFETY						
FEDERAL GRANT FUND						
GHA	GH2000	ADMINISTRATION AND REPORTING		\$ 8,117,294.60	\$ 8,252,691.69	
	TOTAL FUND		\$ 248,259.90	\$ 8,117,294.60	\$ 8,252,691.69	\$ 112,862.81
STATEWIDE DONATIONS FUND						
	TOTAL FUND		\$ 7,347.00	\$ -	\$ -	\$ 7,347.00
DRIVING UNDER INFLUENCE ABATEMENT FUND						
GHA	GH2422	DUI ABATEMENT		\$ 1,333,977.57	\$ 1,250,375.44	
	TOTAL FUND		\$ 1,022,469.65	\$ 1,333,977.57	\$ 1,250,375.44	\$ 1,106,071.78
MOTORCYCLE SAFETY FUND						
	TOTAL FUND		\$ 191,272.99	\$ -	\$ -	\$ 191,272.99
STATE HIGHWAY WORK ZONE SAFETY FUND						
GHA	GH2480	HIGHWAY SAFETY AWARENESS PROGRAMS		\$ 9,713.43	\$ 35,539.76	
	TOTAL FUND		\$ 254,824.21	\$ 9,713.43	\$ 35,539.76	\$ 228,997.88
INTERGOVERNMENTAL AND INTERAGENCY SERVICE AGREEMENT FUND						
GHA	GH2500	ADMINISTRATION AND REPORTING		\$ 328,425.00	\$ 246,448.65	
GHA	GH2500	HIGHWAY SAFETY AWARENESS PROGRAMS		39,775.00	268,384.53	
	TOTAL FUND		\$ 545,467.15	\$ 368,200.00	\$ 514,833.18	\$ 398,833.97
CONFERENCE, WORKSHOPS, EDUCATION FUND						
GHA	GH3200	GOVERNORS HIGHWAY SAFETY CONFERENCE		\$ 15,675.00	\$ 24,130.00	
	TOTAL FUND		\$ 22,800.00	\$ 15,675.00	\$ 24,130.00	\$ 14,345.00
GOVERNOR'S OFFICE						
FEDERAL GRANT FUND						
GVA	GV2000	GOVERNORS OFFICE FEDERAL GRANTS		\$ 16,022,320.31	\$ 16,205,019.95	
	TOTAL FUND		\$ 182,700.60	\$ 16,022,320.31	\$ 16,205,019.95	\$ 0.96
COUNTY FAIRS LIVESTOCK AGRICULTURE PROMOTION FUND						
GVA	GV2037	LIVESTOCK AND AGRICULTURE PROMOTION		\$ 1,779,500.00	\$ 1,802,535.00	
	TOTAL FUND		\$ 273,232.24	\$ 1,779,500.00	\$ 1,802,535.00	\$ 250,197.24
DRUG TREATMENT AND EDUCATION FUND						
GVA	GV2277	PARENTS COMMISSION ON DRUG EDUCATION		\$ 4,352,695.68	\$ 4,246,126.68	
	TOTAL FUND		\$ 13,902.41	\$ 4,352,695.68	\$ 4,246,126.68	\$ 120,471.41
PREVENTION OF CHILD ABUSE FUND						
GVA	GV2439	SPECIAL LICENSE PLATES DONATIONS		\$ 237,374.75	\$ 241,268.52	
	TOTAL FUND		\$ 128,259.91	\$ 237,374.75	\$ 241,268.52	\$ 124,366.14
INTERGOVERNMENTAL AND INTERAGENCY SERVICE AGREEMENT FUND						
GVA	GV2500	GOVERNORS ISA FUND		\$ 1,029,062.49	\$ 746,797.59	
	TOTAL FUND		\$ 148,829.98	\$ 1,029,062.49	\$ 746,797.59	\$ 431,094.88
	THE ARIZONA FUND		\$ 6.16	\$ -	\$ -	\$ 6.16

See accompanying notes to financial statements.

STATE OF ARIZONA
STATEMENT OF REVENUES, EXPENDITURES AND CHANGES IN FUND BALANCE
BUDGETARY (LEGAL) BASIS
FOR THE YEAR ENDED JUNE 30, 2017

AGY	FUND	APPROPRIATION NAME	FUND BALANCE JULY 1, 2016	REVENUES AND TRANSFERS IN	EXPENDITURES AND TRANSFERS OUT	FUND BALANCE JUNE 30, 2017
STATE PROMOTIONAL FUND						
GVA	GV3207	PROMOTIONAL - PUBLIC SERVICE ACTIVITIES		\$ -	\$ 40,677.03	
GVA	GV3216	PROMOTIONAL - PUBLIC SERVICE ACTIVITIES		-	436.45	
GVA	GV3217	PROMOTIONAL - PUBLIC SERVICE ACTIVITIES		12,500.00	-	
GVA	GV3222	PROMOTIONAL - PUBLIC SERVICE ACTIVITIES		9,191.62	2,619.24	
GVA	GV3223	PROMOTIONAL - PUBLIC SERVICE ACTIVITIES		29,000.00	922.96	
GVA	GV3224	PROMOTIONAL - PUBLIC SERVICE ACTIVITIES		40,000.00	40,000.00	
TOTAL FUND			\$ 67,395.88	\$ 90,691.62	\$ 84,655.68	\$ 73,431.82
HUMAN TRAFFICKING VICTIM ASSISTANCE FUND			\$ 12.02	\$ -	\$ -	\$ 12.02
INDIRECT COST RECOVERY FUND						
GVA	GV9000	INDIRECT COSTS		\$ 1,911,189.62	\$ 3,741,856.38	
TOTAL FUND			\$ 6,501,818.73	\$ 1,911,189.62	\$ 3,741,856.38	\$ 4,671,151.97
DEPARTMENT OF HOUSING						
FEDERAL GRANT FUND						
HDA	HD2000	CDBG PROGRAM		\$ 10,234,697.66	\$ 10,124,948.21	
HDA	HD2000	HOME PROGRAM		6,796,985.89	5,757,033.37	
HDA	HD2000	HOUSING TRUST FUND - FHEFSSA		52,000.00	57,562.08	
HDA	HD2000	MANUFACTURED HOUSING HUD SSA		304,199.32	274,219.35	
HDA	HD2000	NFMC FEDERAL GRANT		126,672.98	116,119.77	
HDA	HD2000	NSP - HERA FUNDING		917,115.11	-	
HDA	HD2000	PUBLIC HOUSING AUTHORITY		55,882,286.58	55,872,637.85	
HDA	HD2000	SPECIAL NEEDS FEDERAL GRANTS		5,452,992.88	5,411,698.88	
HDA	HD2000	WEATHERIZATION PROGRAM		1,067,372.26	1,089,979.45	
TOTAL FUND			\$ 2,989,014.16	\$ 80,834,322.68	\$ 78,704,198.96	\$ 5,119,137.88
SW FINGERPRINT CLEARING ACCOUNT						
HDA	HD2159	DPS-FBI FINGERPRINT		\$ 6,179.50	\$ 5,302.00	
TOTAL FUND			\$ -	\$ 6,179.50	\$ 5,302.00	\$ 877.50
ARIZONA DEPARTMENT OF HOUSING PROGRAM FUND						
HDA	HD2200	HPF PROGRAMS AND OPERATIONS		\$ 10,812,107.93	\$ 4,922,571.26	
HDA	HD2201	HPF EMPLOYEE RECOGNITION PROGRAM		1,000.00	2,054.76	
TOTAL FUND			\$ 6,834,920.87	\$ 10,813,107.93	\$ 4,924,626.02	\$ 12,723,402.78
HOUSING TRUST FUND						
HDA	HD2235	APPROPRIATED ACTIVITY		\$ -	\$ 318,500.00	
HDA	HD2235	HTF CONTRACTS		14,089,892.01	8,776,372.13	
TOTAL FUND			\$ 14,807,643.92	\$ 14,089,892.01	\$ 9,094,872.13	\$ 19,802,663.80
MOBILE HOME RELOCATION FUND						
HDA	HD2237	MANUFACTURED HOUSING RELOCATION FUND		\$ 8,393,211.69	\$ 426,248.14	
TOTAL FUND			\$ -	\$ 8,393,211.69	\$ 426,248.14	\$ 7,966,963.55
INTERGOVERNMENTAL AND INTERAGENCY SERVICE AGREEMENT FUND						
HDA	HD2500	LIHEAP		\$ 3,559,400.79	\$ 3,559,193.31	
HDA	HD2510	HOUSING FINANCE AUTHORITY PROGRAMS		9,382,133.86	11,402,548.93	
TOTAL FUND			\$ 2,020,418.97	\$ 12,941,534.65	\$ 14,961,742.24	\$ 211.38
FEDERAL ECONOMIC RECOVERY FUND						
HDA	HD2999	TCAP - ARRA FUNDING		\$ 154,419.30	\$ -	
TOTAL FUND			\$ 476,918.48	\$ 154,419.30	\$ -	\$ 631,337.78
MANUFACTURED HOUSING CONSUMER RECOVERY FUND						
HDA	HD3090	MFG HOUSING CONSUMER RECOVERY FUND		\$ 567,084.88	\$ 5,157.00	
TOTAL FUND			\$ -	\$ 567,084.88	\$ 5,157.00	\$ 561,927.88
MANUFACTURED HOUSING CASH BOND FUND						
HDA	HD3722	MANUFACTURED HOUSING CASH BOND FUND		\$ 523,930.55	\$ -	
TOTAL FUND			\$ -	\$ 523,930.55	\$ -	\$ 523,930.55

OFFICE OF ADMINISTRATION HEARING

STATE OF ARIZONA
STATEMENT OF REVENUES, EXPENDITURES AND CHANGES IN FUND BALANCE
BUDGETARY (LEGAL) BASIS
FOR THE YEAR ENDED JUNE 30, 2017

AGY	FUND	APPROPRIATION NAME	FUND BALANCE JULY 1, 2016	REVENUES AND TRANSFERS IN	EXPENDITURES AND TRANSFERS OUT	FUND BALANCE JUNE 30, 2017
INTERGOVERNMENTAL AND INTERAGENCY SERVICE AGREEMENT FUND						
HGA	HG2500	OAH CONTRACTUAL SERVICES		\$ 926,197.54	\$ 828,184.43	
TOTAL FUND			\$ 101,697.70	\$ 926,197.54	\$ 828,184.43	\$ 199,710.81

DEPARTMENT OF HOMELAND SECURITY

FEDERAL GRANT FUND

HLA	HL2000	FEDERAL GRANTS		\$ 22,412,591.77	\$ 22,412,911.61	
TOTAL FUND			\$ 319.84	\$ 22,412,591.77	\$ 22,412,911.61	\$ -

HOUSE OF REPRESENTATIVES

STATE PROMOTIONAL FUND

HOA	HO3207	CLEARING ACCOUNTS		\$ 13,500.00	\$ 5,690.86	
TOTAL FUND			\$ (2,902.87)	\$ 13,500.00	\$ 5,690.86	\$ 4,906.27

LEGISLATIVE COUNCIL

TELECOMMUNICATION FOR THE DEAF FUND

LCA	LC2047	APPROPRIATED ACTIVITY		\$ 250,000.00	\$ -	
TOTAL FUND			\$ -	\$ 250,000.00	\$ -	\$ 250,000.00

ARIZONA STATE LOTTERY COMMISSION

STATE LOTTERY FUND

LOA	LO2122	APPROPRIATED ACTIVITY		\$ 105,758.91	\$ 103,912,573.72	
LOA	LO2122	EXPENDITURE OFFSET		-	7,248.24	
LOA	LO2122	OTHER EXPENDITURE ACTIVITY		-	126,576.03	
LOA	LO2122	PRIOR YEAR ADJUSTMENT		-	2,500.00	
LOA	LO2122	REVENUE COLLECTIONS		275,171,709.54	27,813,942.51	
LOA	LO2122	STATE LOTTERY FUND ALLOCATION		(118,253,650.00)	54,515,185.99	
LOA	LO2133	STATE LOTTERY FUND ALLOCATION		118,253,650.00	84,322,400.00	
TOTAL FUND			\$ 39,096,967.45	\$ 275,277,468.45	\$ 270,700,426.49	\$ 43,674,009.41

LOTTERY PRIZE INVESTMENT MONIES FUND

LOA	LO3179	PRIZE FUND REVENUE		\$ 169,288,954.97	\$ 148,176,623.40	
TOTAL FUND			\$ 8,720,264.90	\$ 169,288,954.97	\$ 148,176,623.40	\$ 29,832,596.47

PERSONNEL BOARD

PERSONNEL DIVISION FUND

PBA	PB1107	APPROPRIATED ACTIVITY		\$ -	\$ 740,978.98	
PBA	PB1107	REVENUE COLLECTIONS		488,627.43	-	
TOTAL FUND			\$ 370,436.56	\$ 488,627.43	\$ 740,978.98	\$ 118,085.01

PARENTS COMMISSION DRUG EDUCATION & PREVENTION

DRUG TREATMENT AND EDUCATION FUND

PCA	PC2277	PARENTS COMMISSION ON DRUG EDUCATION		\$ 4,605,028.19	\$ 4,052,752.06	
TOTAL FUND			\$ 3,620,634.36	\$ 4,605,028.19	\$ 4,052,752.06	\$ 4,172,910.49

PUBLIC SAFETY PERSONNEL RETIREMENT SYSTEM

PUBLIC SAFETY PERSONNEL RETIREMENT SYSTEM FUND

RSA	RS1406	ADMINISTRATIVE EXPENSES		\$ 6,057,797.72	\$ 6,057,797.72	
TOTAL FUND			\$ 7,310.48	\$ 6,057,797.72	\$ 6,057,797.72	\$ 7,310.48

ELECTED OFFICIALS' RETIREMENT PLAN FUND

RSA	RS3044	GF TRANSFER TO AGENCY FUND		\$ 5,000,000.00	\$ 5,000,000.00	
TOTAL FUND			\$ -	\$ 5,000,000.00	\$ 5,000,000.00	\$ -

ARIZONA STATE RETIREMENT SYSTEM (ASRS)

AZ RETIREMENT SYSTEM ADMIN ACCOUNT

RTA	RT1401	APPROPRIATED ACTIVITY		\$ 23,669,036.27	\$ 23,243,188.43	
RTA	RT1401	EXPENDITURE OFFSET		-	(80,091.09)	
RTA	RT1401	OTHER EXPENDITURE ACTIVITY		-	143,278.78	

See accompanying notes to financial statements.

STATE OF ARIZONA
STATEMENT OF REVENUES, EXPENDITURES AND CHANGES IN FUND BALANCE
BUDGETARY (LEGAL) BASIS
FOR THE YEAR ENDED JUNE 30, 2017

AGY	FUND	APPROPRIATION NAME	FUND BALANCE JULY 1, 2016	REVENUES AND TRANSFERS IN	EXPENDITURES AND TRANSFERS OUT	FUND BALANCE JUNE 30, 2017
TOTAL FUND			<u>\$ 544,686.25</u>	<u>\$ 23,669,036.27</u>	<u>\$ 23,306,376.12</u>	<u>\$ 907,346.40</u>
ASRS ADMIN INVESTMENT EXPENSES ACCOUNT						
RTA	RT1407	ADMINISTRATIVE EXPENSES		\$ -	\$ 5,932,425.58	
RTA	RT1407	HEALTH INSURANCE SUBSIDY		64,210,694.06	48,877,054.20	
RTA	RT1407	INVESTMENT MANAGEMENT FEES		-	9,343,574.33	
TOTAL FUND			<u>\$ 301,651.42</u>	<u>\$ 64,210,694.06</u>	<u>\$ 64,153,054.11</u>	<u>\$ 359,291.37</u>
LTD TRUST FUND ADMINISTRATION ACCOUNT						
RTA	RT1408	APPROPRIATED ACTIVITY		\$ 1,863,937.89	\$ 1,865,567.36	
RTA	RT1408	LTD APPEALS CHARGES		-	954.87	
TOTAL FUND			<u>\$ 6,743.80</u>	<u>\$ 1,863,937.89</u>	<u>\$ 1,866,522.23</u>	<u>\$ 4,159.46</u>
DEPARTMENT OF REVENUE						
I DID NOT PAY ENOUGH FUND						
RVA	RV1031	REVENUE COLLECTIONS		\$ (19,805.00)	\$ -	
TOTAL FUND			<u>\$ 19,805.00</u>	<u>\$ (19,805.00)</u>	<u>\$ -</u>	<u>\$ -</u>
TOBACCO TAX AND HEALTH CARE FUND						
RVA	RV1309	APPROPRIATED ACTIVITY		\$ -	\$ 620,340.36	
RVA	RV1309	OTHER AGENCYS DEPOSITS		629,356.60	-	
RVA	RV1309	OTHER NON APPROPRIATED ACTIVITY		314.19	-	
RVA	RV1309	REVENUE COLLECTIONS		160.60	-	
TOTAL FUND			<u>\$ 14,632.36</u>	<u>\$ 629,831.39</u>	<u>\$ 620,340.36</u>	<u>\$ 24,123.39</u>
TOBACCO PRODUCTS TAX FUND						
RVA	RV1315	OTHER AGENCYS DEPOSITS		\$ (3,852,030.60)	\$ -	
RVA	RV1315	OTHER NON APPROPRIATED ACTIVITY		3,852,030.60	-	
TOTAL FUND			<u>\$ 0.99</u>	<u>\$ -</u>	<u>\$ -</u>	<u>\$ 0.99</u>
DOR EXCISE FUND						
RVA	RV1510	OTHER NON APPROPRIATED ACTIVITY		\$ 231,915,097.83	\$ -	
RVA	RV1510	PRIOR YEAR ADJUSTMENT		92,284.41	-	
RVA	RV1510	TPT HOLDING		(231,915,097.83)	-	
TOTAL FUND			<u>\$ 8,197.06</u>	<u>\$ 92,284.41</u>	<u>\$ -</u>	<u>\$ 100,481.47</u>
DOR UNCLAIMED PROPERTY FUND						
RVA	RV1530	OTHER NON APPROPRIATED ACTIVITY		\$ 188,659.58	\$ -	
RVA	RV1530	PRIOR YEAR ADJUSTMENT		-	188,659.58	
RVA	RV1530	UNCLAIMED PROPERTY		(188,659.58)	-	
TOTAL FUND			<u>\$ (1,167,906,151.20)</u>	<u>\$ -</u>	<u>\$ 188,659.58</u>	<u>\$ (1,168,094,810.78)</u>
VETERANS' INCOME TAX SETTLEMENT FUND						
RVA	RV1601	VETERANS' INCOME TAX SETTLEMENT		\$ 2,000,068.73	\$ 47,669.00	
TOTAL FUND			<u>\$ -</u>	<u>\$ 2,000,068.73</u>	<u>\$ 47,669.00</u>	<u>\$ 1,952,399.73</u>
REVENUE INCOME TAX FUND						
RVA	RV2069	INCOME REFUNDS AND DISTRIBUTIONS		\$ (254,409.09)	\$ -	
RVA	RV2069	OTHER NON APPROPRIATED ACTIVITY		438,802.31	-	
RVA	RV2069	PRIOR YEAR ADJUSTMENT		-	439,674.31	
TOTAL FUND			<u>\$ 638,862.62</u>	<u>\$ 184,393.22</u>	<u>\$ 439,674.31</u>	<u>\$ 383,581.53</u>
REVENUE PUBLICATION REVOLVING FUND						
RVA	RV2166	EDUCATION AND OUTREACH		\$ 18,785.00	\$ 15,500.00	
TOTAL FUND			<u>\$ 28,727.14</u>	<u>\$ 18,785.00</u>	<u>\$ 15,500.00</u>	<u>\$ 32,012.14</u>
SPECIAL COLLECTIONS FUND						
RVA	RV2168	REVENUE COLLECTIONS		\$ (1,871,519.75)	\$ -	
TOTAL FUND			<u>\$ 1,834,026.96</u>	<u>\$ (1,871,519.75)</u>	<u>\$ -</u>	<u>\$ (37,492.79)</u>
DEPT OF REVENUE LIABILITY SETOFF FUND						
RVA	RV2179	APPROPRIATED ACTIVITY		\$ -	\$ 1,331,594.09	
RVA	RV2179	REVENUE COLLECTIONS		977,910.93	-	
TOTAL FUND			<u>\$ 3,060,630.62</u>	<u>\$ 977,910.93</u>	<u>\$ 1,331,594.09</u>	<u>\$ 2,706,947.46</u>
WASTE TIRE FUND						

See accompanying notes to financial statements.

STATE OF ARIZONA
STATEMENT OF REVENUES, EXPENDITURES AND CHANGES IN FUND BALANCE
BUDGETARY (LEGAL) BASIS
FOR THE YEAR ENDED JUNE 30, 2017

AGY	FUND	APPROPRIATION NAME	FUND BALANCE JULY 1, 2016	REVENUES AND TRANSFERS IN	EXPENDITURES AND TRANSFERS OUT	FUND BALANCE JUNE 30, 2017
RVA	RV2356	OTHER NON APPROPRIATED ACTIVITY		\$ 80,025.68	\$ -	
RVA	RV2356	PRIOR YEAR ADJUSTMENT		-	80,025.68	
RVA	RV2356	WASTE TIRE TAX		(80,025.68)	-	
	TOTAL FUND		\$ 80,025.67	\$ -	\$ 80,025.68	\$ (0.01)
EMPLOYEE RECOGNITION FUND						
RVA	RV2449	SUPPORT SERVICES		\$ 120.00	\$ 886.00	
	TOTAL FUND		\$ 4,505.68	\$ 120.00	\$ 886.00	\$ 3,739.68
DEPARTMENT OF REVENUE ADMINISTRATIVE FUND						
RVA	RV2463	APPROPRIATED ACTIVITY		\$ 21,506,518.51	\$ 44,245,912.86	
RVA	RV2463	REVENUE COLLECTIONS		24,500,000.00	-	
	TOTAL FUND		\$ 4,245,100.81	\$ 46,006,518.51	\$ 44,245,912.86	\$ 6,005,706.46
INTERGOVERNMENTAL AND INTERAGENCY SERVICE AGREEMENT FUND						
RVA	RV2500	REVENUE COLLECTIONS - NON APPROPRIATED		\$ 876,000.00	\$ 1,172,585.10	
	TOTAL FUND		\$ 543,542.71	\$ 876,000.00	\$ 1,172,585.10	\$ 246,957.61
SENATE						
BORDER SECURITY TRUST FUND						
SNA	SN2549	APPROPRIATED ACTIVITY		\$ -	\$ 0.38	
SNA	SN2549	REVENUE COLLECTOR		20.00	-	
	TOTAL FUND		\$ 55,614.32	\$ 20.00	\$ 0.38	\$ 55,633.94
SUPREME COURT						
SUPREME COURT CJEF DISBURSEMENTS FUND						
SPA	SP2075	APPROPRIATED ACTIVITY		\$ -	\$ 5,017,076.94	
SPA	SP2075	DRUG CONTROL SYSTEM IMPROVEMENTS		(30,084.40)	(19,558.58)	
SPA	SP2075	SUPERIOR COURT REVENUE COLLECTIONS		3,930,069.56	-	
SPA	SP2075	SUPREME COURT REVENUE COLLECTIONS		2,060,890.15	-	
	TOTAL FUND		\$ 5,621,403.40	\$ 5,960,875.31	\$ 4,997,518.36	\$ 6,584,760.35
GRANTS FUND						
SPA	SP2084	JUDICIAL FEDERAL GRANTS		\$ 1,670,139.35	\$ 1,765,163.19	
SPA	SP2084	JUDICIAL STATE - PRIVATE GRANTS-SUPERIOR		200,151.13	140,730.88	
SPA	SP2084	JUDICIAL STATE - PRIVATE GRANTS-SUPREME		14,797,072.15	14,938,932.07	
SPA	SP2084	MUNICIPAL COURT SURCHARGE		694,206.36	710,872.66	
	TOTAL FUND		\$ 19,801,474.54	\$ 17,361,568.99	\$ 17,555,698.80	\$ 19,607,344.73
COMMUNITY PUNISHMENT PROGRAM FINES FUND						
SPA	SP2119	COMMUNITY PUNISHMENT PROGRAM		\$ 18,317.08	\$ 14,084.26	
	TOTAL FUND		\$ 195,202.98	\$ 18,317.08	\$ 14,084.26	\$ 199,435.80
JUDICIAL COLLECTION ENHANCEMENT FUND						
SPA	SP2246	APPROPRIATED ACTIVITY		\$ 10,907,727.43	\$ 15,003,590.68	
SPA	SP2246	SUPREME COURT REVENUE COLLECTIONS		4,425,201.52	-	
	TOTAL FUND		\$ 3,648,413.08	\$ 15,332,928.95	\$ 15,003,590.68	\$ 3,977,751.35
DEFENSIVE DRIVING SCHOOL FUND						
SPA	SP2247	APPROPRIATED ACTIVITY		\$ 3,405,293.41	\$ 3,045,565.00	
	TOTAL FUND		\$ 1,052,657.01	\$ 3,405,293.41	\$ 3,045,565.00	\$ 1,412,385.42
COURT APPOINTED SPECIAL ADVOCATE FUND						
SPA	SP2275	APPROPRIATED ACTIVITY		\$ -	\$ 3,342,264.60	
SPA	SP2275	SUPREME COURT REVENUE COLLECTIONS		4,993,762.05	-	
	TOTAL FUND		\$ 2,743,481.51	\$ 4,993,762.05	\$ 3,342,264.60	\$ 4,394,978.96
CONFIDENTIAL INTERMEDIARY/FIDUCIARY FUND						
SPA	SP2276	APPROPRIATED ACTIVITY		\$ 68,917.53	\$ 219,071.14	
SPA	SP2276	SUPREME COURT OTHER FUNDS		14,321.14	-	
SPA	SP2276	SUPREME COURT REVENUE COLLECTIONS		238,587.08	-	
	TOTAL FUND		\$ 520,203.06	\$ 321,825.75	\$ 219,071.14	\$ 622,957.67
DRUG TREATMENT AND EDUCATION FUND						
SPA	SP2277	APPROPRIATED ACTIVITY		\$ -	\$ 727,579.34	

See accompanying notes to financial statements.

STATE OF ARIZONA
STATEMENT OF REVENUES, EXPENDITURES AND CHANGES IN FUND BALANCE
BUDGETARY (LEGAL) BASIS
FOR THE YEAR ENDED JUNE 30, 2017

AGY	FUND	APPROPRIATION NAME	FUND BALANCE JULY 1, 2016	REVENUES AND TRANSFERS IN	EXPENDITURES AND TRANSFERS OUT	FUND BALANCE JUNE 30, 2017
SPA	SP2277	DRUG EDUCATION PROGRAMS		10,604,226.56	8,962,189.94	
	TOTAL FUND		\$ 2,647,220.55	\$ 10,604,226.56	\$ 9,689,769.28	\$ 3,561,677.83
ARIZONA LENGTHY TRIAL FUND						
SPA	SP2382	REIMBURSEMENT OF JUROR COSTS		706,706.26	785,202.20	
	TOTAL FUND		\$ 197,829.11	\$ 706,706.26	\$ 785,202.20	\$ 119,333.17
CRIMINAL CASE PROCESSING FUND						
	TOTAL FUND		\$ 14,219.29	\$ -	\$ -	\$ 14,219.29
CERTIFIED REPORTERS FUND						
SPA	SP2440	COURT REPORTER CERTIFICATION - LICENSING		9,458.21	102,704.73	
	TOTAL FUND		\$ 165,854.72	\$ 9,458.21	\$ 102,704.73	\$ 72,608.20
STATE AID TO THE COURTS FUND						
SPA	SP2446	APPROPRIATED ACTIVITY		2,132,572.92	2,122,257.38	
	TOTAL FUND		\$ 194,361.44	\$ 2,132,572.92	\$ 2,122,257.38	\$ 204,676.98
DRUG AND GANG ENFORCEMENT FUND						
SPA	SP2516	DRUG ENFORCEMENT ACCOUNT		1,057,947.76	1,049,852.98	
	TOTAL FUND		\$ -	\$ 1,057,947.76	\$ 1,049,852.98	\$ 8,094.78
CREDIT CARD CLEARING FUND						
SPA	SP2600	CREDIT CARD CLEARING		19,042.00	-	
	TOTAL FUND		\$ (19,042.00)	\$ 19,042.00	\$ -	\$ -
ALTERNATIVE DISPUTE RESOLUTION FUND						
SPA	SP3245	ALTERNATIVE DISPUTE RESOLUTION PROGRAMS		332,395.50	521,534.99	
	TOTAL FUND		\$ 413,992.13	\$ 332,395.50	\$ 521,534.99	\$ 224,852.64
HEALTH SERVICES LOTTERY FUND						
SPA	SP4250	APPROPRIATED ACTIVITY		250,000.00	250,000.00	
	TOTAL FUND		\$ -	\$ 250,000.00	\$ 250,000.00	\$ -
SUPERIOR COURT						
JUVENILE PROBATION SERVICES FUND						
SPA	SP2193	TREATMENT AND DIVERSION		28,475,226.22	32,515,219.92	
	TOTAL FUND		\$ 9,564,017.74	\$ 28,475,226.22	\$ 32,515,219.92	\$ 5,524,024.04
PUBLIC DEFENDER TRAINING FUND						
SPA	SP3013	PDTF ADMINISTRATION		553,731.90	557,616.12	
	TOTAL FUND		\$ 174,988.13	\$ 553,731.90	\$ 557,616.12	\$ 171,103.91
SECRETARY OF STATE						
FEDERAL GRANT FUND						
STA	ST2000	LIBRARY SERVICES - TECHNOLOGY ACT		2,990,499.81	3,017,360.85	
	TOTAL FUND		\$ 254,322.27	\$ 2,990,499.81	\$ 3,017,360.85	\$ 227,461.23
ARIZONA BLUE BOOK REVOLVING FUND						
	TOTAL FUND		\$ 11,220.07	\$ -	\$ -	\$ 11,220.07
STATE LIBRARY FUND						
STA	ST2115	STATE LIBRARY COLLECTIONS		28,886.43	34,349.51	
STA	ST2116	PROGRAMS AND EVENTS		25,729.61	19,949.77	
STA	ST2117	BRAILLE TALKING BOOK LIBRARY		751,246.81	150,325.27	
	TOTAL FUND		\$ 874,022.79	\$ 805,862.85	\$ 204,624.55	\$ 1,475,261.09
DATA PROCESSING ACQUISITION FUND						
STA	ST2265	DATA PROCESSING UPGRADES		78,929.49	157,002.88	
	TOTAL FUND		\$ 327,304.66	\$ 78,929.49	\$ 157,002.88	\$ 249,231.27
ELECTION SYSTEMS IMPROVEMENT FUND						
STA	ST2357	APPROPRIATED ACTIVITY		39,095.88	1,054,656.42	
	TOTAL FUND		\$ 3,985,650.97	\$ 39,095.88	\$ 1,054,656.42	\$ 2,970,090.43
NOTARY BOND FUND						
STA	ST2387	NOTARY BOND		(14,669.42)	112,378.07	

See accompanying notes to financial statements.

STATE OF ARIZONA
STATEMENT OF REVENUES, EXPENDITURES AND CHANGES IN FUND BALANCE
BUDGETARY (LEGAL) BASIS
FOR THE YEAR ENDED JUNE 30, 2017

AGY	FUND	APPROPRIATION NAME	FUND BALANCE JULY 1, 2016	REVENUES AND TRANSFERS IN	EXPENDITURES AND TRANSFERS OUT	FUND BALANCE JUNE 30, 2017
TOTAL FUND			<u>\$ 171,946.68</u>	<u>\$ (14,669.42)</u>	<u>\$ 112,378.07</u>	<u>\$ 44,899.19</u>
STANDING POLITICAL COMMITTEE ADMIN FUND						
STA	ST2426	CAMPAIGN FINANCE LAW ADMINISTRATION		\$ 316.80	\$ -	
TOTAL FUND			<u>\$ 78,337.77</u>	<u>\$ 316.80</u>	<u>\$ -</u>	<u>\$ 78,654.57</u>
RECORDS SERVICES FUND						
STA	ST2431	APPROPRIATED ACTIVITY		\$ -	\$ 896,136.09	
STA	ST2431	RECORDS MANAGEMENT FUND-REVENUE COLLECT		868,383.14	-	
TOTAL FUND			<u>\$ 576,638.82</u>	<u>\$ 868,383.14</u>	<u>\$ 896,136.09</u>	<u>\$ 548,885.87</u>
INTERGOVERNMENTAL AND INTERAGENCY SERVICE AGREEMENT FUND			<u>\$ 5,395.66</u>	<u>\$ -</u>	<u>\$ -</u>	<u>\$ 5,395.66</u>
ELECTION TRAINING FUND						
STA	ST2521	ELECTION CERTIFICATION TRAINING		\$ 1,512.25	\$ 272.82	
TOTAL FUND			<u>\$ 5,236.77</u>	<u>\$ 1,512.25</u>	<u>\$ 272.82</u>	<u>\$ 6,476.20</u>
ADDRESS CONFIDENTIALITY PROGRAM FUND						
STA	ST2557	ADDRESS CONFIDENTIALITY PROGRAM		\$ 288,644.13	\$ 260,327.00	
TOTAL FUND			<u>\$ 301,894.90</u>	<u>\$ 288,644.13</u>	<u>\$ 260,327.00</u>	<u>\$ 330,212.03</u>
GIFT SHOP REVOLVING FUND						
STA	ST4008	ARIZONA CAPITOL MUSEUM		\$ 99,605.33	\$ 119,597.85	
TOTAL FUND			<u>\$ 42,049.78</u>	<u>\$ 99,605.33</u>	<u>\$ 119,597.85</u>	<u>\$ 22,057.26</u>
OFFICE OF TOURISM						
TOURISM FUND						
TOA	TO2236	PROP 202 STATEWIDE TOURISM PROMOTION		\$ 7,381,771.44	\$ 7,178,534.51	
TOA	TO2236	PROP302 MARICOPA COUNTY TOURISM PROMOTIO		7,927,182.31	7,927,351.91	
TOA	TO2236	STATE TOURISM PROMOTION		8,256,210.04	8,239,250.68	
TOTAL FUND			<u>\$ 3,386,770.41</u>	<u>\$ 23,565,163.79</u>	<u>\$ 23,345,137.10</u>	<u>\$ 3,606,797.10</u>
STATE TREASURER						
PUBLIC ROADS AND PUBLIC EDUCATION FUND						
TRA	TR2059	FUND ADMINISTRATION		\$ (83,694.09)	\$ -	
TOTAL FUND			<u>\$ 183,626.49</u>	<u>\$ (83,694.09)</u>	<u>\$ -</u>	<u>\$ 99,932.40</u>
MEDICAL SERVICES ENHANCEMENT FUND						
TRA	TR2186	FUND ADMINISTRATION		\$ 111,401.44	\$ -	
TOTAL FUND			<u>\$ 208,089.23</u>	<u>\$ 111,401.44</u>	<u>\$ -</u>	<u>\$ 319,490.67</u>
AZ CONVENTION CENTER DEVELOPMENT FUND						
TRA	TR2375	AZ CONVENTION CENTER DEVELOPMENT		\$ 20,449,000.00	\$ 20,449,000.00	
TOTAL FUND			<u>\$ -</u>	<u>\$ 20,449,000.00</u>	<u>\$ 20,449,000.00</u>	<u>\$ -</u>
TREASURER EMPOWERMENT SCHOLARSHIP ACCOUNT FUND						
TRA	TR2571	APPROPRIATED ACTIVITY		\$ 458,940.33	\$ 79,400.00	
TOTAL FUND			<u>\$ 454,207.55</u>	<u>\$ 458,940.33</u>	<u>\$ 79,400.00</u>	<u>\$ 833,747.88</u>
PUBLIC DEPOSIT ADMINISTRATION						
TRA	TR2574	PUB ADM FUND FEES		\$ 91,072.10	\$ -	
TOTAL FUND			<u>\$ 146,114.75</u>	<u>\$ 91,072.10</u>	<u>\$ -</u>	<u>\$ 237,186.85</u>
ARIZONA PUBLIC SCHOOL CREDIT ENHANCEMENT FUND						
TRA	TR2675	ARIZONA PUBLIC SCHOOL CREDIT ENHANCEMENT FUND		\$ 24,347,273.42	\$ -	
TRA	TR2675	OTHER NON APPROPRIATED ACTIVITY		(3,920,103.93)	-	
TRA	TR2676	ARIZONA PUBLIC SCHOOL CREDIT ENHANCEMENT FUND		15,707.29	-	
TRA	TR2676	OTHER NON APPROPRIATED ACTIVITY		3,920,103.93	-	
TOTAL FUND			<u>\$ -</u>	<u>\$ 24,362,980.71</u>	<u>\$ -</u>	<u>\$ 24,362,980.71</u>
AZ FALLEN FIREFIGHTER MEMORIAL FUND						
TRA	TR3033	FUND ADMINISTRATION		\$ 2.77	\$ -	
TOTAL FUND			<u>\$ 248.77</u>	<u>\$ 2.77</u>	<u>\$ -</u>	<u>\$ 251.54</u>
BUDGET STABILIZATION FUND						

See accompanying notes to financial statements.

STATE OF ARIZONA
STATEMENT OF REVENUES, EXPENDITURES AND CHANGES IN FUND BALANCE
BUDGETARY (LEGAL) BASIS
FOR THE YEAR ENDED JUNE 30, 2017

AGY	FUND	APPROPRIATION NAME	FUND BALANCE JULY 1, 2016	REVENUES AND TRANSFERS IN	EXPENDITURES AND TRANSFERS OUT	FUND BALANCE JUNE 30, 2017
TRA	TR3034	APPROPRIATED ACTIVITY		\$ -	\$ 1,500,000.00	
TRA	TR3034	FUND ADMINISTRATION		20,296,641.02	18,196,218.27	
	TOTAL FUND		\$ 460,846,496.64	\$ 20,296,641.02	\$ 19,696,218.27	\$ 461,446,919.39
CONDEMNATION FUND						
TRA	TR3157	FUND ADMINISTRATION		\$ 5,551,372.53	\$ 3,698,683.62	
	TOTAL FUND		\$ 7,155,351.17	\$ 5,551,372.53	\$ 3,698,683.62	\$ 9,008,040.08
LOCAL GOVERNMENT INVESTMENT POOL FUND						
TRA	TR3166	FUND ADMINISTRATION		\$ 20,762,308.68	\$ -	
TRA	TR3166	INTEREST EARNING		8,831,191.61	-	
TRA	TR3167	INTEREST EARNING		5,785,968.53	-	
TRA	TR3173	FUND ADMINISTRATION		-	2,039,076.85	
TRA	TR3176	FUND ADMINISTRATION		3,722,773.38	-	
TRA	TR3176	INTEREST EARNING		147,219.14	-	
TRA	TR3177	FUND ADMINISTRATION		1,543,250.05	-	
	TOTAL FUND		\$ 3,407,971,306.07	\$ 40,792,711.39	\$ 2,039,076.85	\$ 3,446,724,940.61
LGIP-COP INVESTMENT HELD FOR TRUSTEE FUND						
TRA	TR3172	FUND ADMINISTRATION		\$ 2,945.73	\$ -	
	TOTAL FUND		\$ (30,876,536.84)	\$ 2,945.73	\$ -	\$ (30,873,591.11)
ARIZONA PEACE OFFICERS MEMORIAL FUND						
TRA	TR3191	FUND ADMINISTRATION		\$ 18.76	\$ -	
	TOTAL FUND		\$ 1,693.77	\$ 18.76	\$ -	\$ 1,712.53
TREASURER ENDOWMENT FIXED-INCOME POOL FUND						
TRA	TR3318	FUND ADMINISTRATION		\$ (114,862,123.12)	\$ -	
	TOTAL FUND		\$ 2,811,965,819.90	\$ (114,862,123.12)	\$ -	\$ 2,697,103,696.78
ENDOWMENT RENTAL INCOME PREPAYMENT FUND						
TRA	TR3323	FUND ADMINISTRATION		\$ 413,206.94	\$ 3,144,574.30	
	TOTAL FUND		\$ 59,305,551.22	\$ 413,206.94	\$ 3,144,574.30	\$ 56,574,183.86
CRIMINAL JUSTICE ENHANCEMENT FUND						
TRA	TR3702	FUND ADMINISTRATION		\$ 1,753,450.95	\$ -	
	TOTAL FUND		\$ 912,301.52	\$ 1,753,450.95	\$ -	\$ 2,665,752.47
TREASURER ADMINISTRATIVE FUND						
TRA	TR3738	FUND ADMINISTRATION		\$ 24,842.78	\$ 24,494.66	
TRA	TR3739	FUND ADMINISTRATION		71,500.87	73,158.85	
TRA	TR3740	FUND ADMINISTRATION		14,677.69	13,957.16	
TRA	TR3741	BANKING FEES		2,300,055.24	2,374,312.34	
TRA	TR4501	FILL THE GAP ASSESSMENT COLLECTIONS		7,443.10	-	
TRA	TR4502	FILL THE GAP ASSESSMENT COLLECTIONS		209,862.86	-	
	TOTAL FUND		\$ (142,916,089.86)	\$ 2,628,382.54	\$ 2,485,923.01	\$ (142,773,630.33)
CENTRAL AZ WATER CONSERVATION DISTRICT FUND						
TRA	TR3742	INTEREST EARNING		\$ 5,090,437.28	\$ -	
	TOTAL FUND		\$ 373,303,661.52	\$ 5,090,437.28	\$ -	\$ 378,394,098.80
STATE TREASURER OPERATING FUND						
TRA	TR3795	APPROPRIATED ACTIVITY		\$ 2,559,300.00	\$ 2,564,297.12	
	TOTAL FUND		\$ 446,231.90	\$ 2,559,300.00	\$ 2,564,297.12	\$ 441,234.78
STATE TREASURER MANAGEMENT FUND						
TRA	TR3799	APPROPRIATED ACTIVITY		\$ 220,471.64	\$ 195,600.00	
	TOTAL FUND		\$ 358,943.24	\$ 220,471.64	\$ 195,600.00	\$ 383,814.88
LOCAL TRANS ASSISTANCE FUND						
TRA	TR3848	FUND ADMINISTRATION		\$ 5,823.17	\$ -	
	TOTAL FUND		\$ (13,767,301.65)	\$ 5,823.17	\$ -	\$ (13,761,478.48)
CASH DEPOSIT - LIEU OF BOND FUND						
TRA	TR6071	FUND ADMINISTRATION		\$ 159,500.75	\$ 12,725.14	
TRA	TR6201	FUND ADMINISTRATION		260.21	-	
	TOTAL FUND		\$ 10,012,524.30	\$ 159,760.96	\$ 12,725.14	\$ 10,159,560.12

See accompanying notes to financial statements.

STATE OF ARIZONA
STATEMENT OF REVENUES, EXPENDITURES AND CHANGES IN FUND BALANCE
BUDGETARY (LEGAL) BASIS
FOR THE YEAR ENDED JUNE 30, 2017

AGY	FUND	APPROPRIATION NAME	FUND BALANCE JULY 1, 2016	REVENUES AND TRANSFERS IN	EXPENDITURES AND TRANSFERS OUT	FUND BALANCE JUNE 30, 2017
PRIVATE POSTSECONDARY EDUCATION CASH BOND FUND						
TRA	TR6210	FUND ADMINISTRATION		\$ 3,455.17	\$ 31,142.17	
	TOTAL FUND		<u>\$ 334,609.53</u>	<u>\$ 3,455.17</u>	<u>\$ 31,142.17</u>	<u>\$ 306,922.53</u>
PLAN SIX FACILITY - CAWDF FUND						
TRA	TR6372	FUND ADMINISTRATION		\$ 4,794.30	\$ 4,794.30	
	TOTAL FUND		<u>\$ -</u>	<u>\$ 4,794.30</u>	<u>\$ 4,794.30</u>	<u>\$ -</u>
TELEPHONE SOLICITATION CASH BOND FUND						
TRA	TR6420	FUND ADMINISTRATION		\$ 137.62	\$ -	
TRA	TR6491	FUND ADMINISTRATION		5.84	-	
	TOTAL FUND		<u>\$ 12,937.07</u>	<u>\$ 143.46</u>	<u>\$ -</u>	<u>\$ 13,080.53</u>
DES UNEMPLOYMENT BENEFIT FUND						
TRA	TR9005	PRIOR YEAR ADJUSTMENT		\$ -	\$ 891,304.58	
TRA	TR9005	TREASURY FUND CLEARING		-	1,731,376.52	
	TOTAL FUND		<u>\$ 4,012,705.62</u>	<u>\$ -</u>	<u>\$ 2,622,681.10</u>	<u>\$ 1,390,024.52</u>
	TREASURER INTEREST CLEARING FUND		<u>\$ 18,610,245.01</u>	<u>\$ -</u>	<u>\$ -</u>	<u>\$ 18,610,245.01</u>
HEALTH AND WELFARE						
AFRICAN-AMERICAN AFFAIRS						
AZ COMMISSION OF AFRICAN-AMERICAN AFFAIRS FUND						
AMA	AM2397	AFRICAN AMERICAN AFFAIRS		\$ 7,275.00	\$ 7,833.64	
	TOTAL FUND		<u>\$ 809.96</u>	<u>\$ 7,275.00</u>	<u>\$ 7,833.64</u>	<u>\$ 251.32</u>
DEPARTMENT OF CHILD SAFETY						
FEDERAL GRANT FUND						
CHA	CH2000	APPROPRIATED ACTIVITY		\$ -	\$ 511,520,310.11	
CHA	CH2000	DCS GUARDIAN		-	7,656,730.46	
CHA	CH2000	DCS NON-APPROPRIATED		10,004,424.33	60,112,154.96	
CHA	CH2000	DES REVENUE RECOGNITION		594,354,664.37	-	
CHA	CH2000	PRIOR YEAR ADJUSTMENT		-	1,365.98	
	TOTAL FUND		<u>\$ 23,060,471.32</u>	<u>\$ 604,359,088.70</u>	<u>\$ 579,290,561.51</u>	<u>\$ 48,128,998.51</u>
CHILD ABUSE PREVENTION FUND						
CHA	CH2162	APPROPRIATED ACTIVITY		\$ -	\$ 641,781.00	
CHA	CH2162	DES REVENUE RECOGNITION		956,293.60	-	
	TOTAL FUND		<u>\$ 1,228,186.30</u>	<u>\$ 956,293.60</u>	<u>\$ 641,781.00</u>	<u>\$ 1,542,698.90</u>
CHILD FAMILY SERVICES TRAINING PROGRAM FUND						
CHA	CH2173	DES REVENUE RECOGNITION		\$ 56,121.48	\$ -	
	TOTAL FUND		<u>\$ 23,272.99</u>	<u>\$ 56,121.48</u>	<u>\$ -</u>	<u>\$ 79,394.47</u>
CHILD PASSENGER RESTRAINT FUND						
CHA	CH2192	DCS IN-HOME PREVENTATIVE SUPPORT SERVICES-2192		\$ -	\$ 98,415.61	
CHA	CH2192	DES REVENUE RECOGNITION		139,266.71	-	
	TOTAL FUND		<u>\$ 31,928.04</u>	<u>\$ 139,266.71</u>	<u>\$ 98,415.61</u>	<u>\$ 72,779.14</u>
DEVELOPMENTAL DISABILITIES FUND						
CHA	CH3145	DCS NON-APPROPRIATED		\$ 6,673.00	\$ 227,202.58	
	TOTAL FUND		<u>\$ 223,316.86</u>	<u>\$ 6,673.00</u>	<u>\$ 227,202.58</u>	<u>\$ 2,787.28</u>
ECONOMIC SECURITY CLIENT TRUST FUND						
CHA	CH3152	DCS NON-APPROPRIATED		\$ 1,719,841.07	\$ 532,193.70	
	TOTAL FUND		<u>\$ 3,774,215.72</u>	<u>\$ 1,719,841.07</u>	<u>\$ 532,193.70</u>	<u>\$ 4,961,863.09</u>
RISK MANAGEMENT FUND						
CHA	CH4216	APPROPRIATED ACTIVITY		\$ 2,867,600.00	\$ 2,181,386.28	
	TOTAL FUND		<u>\$ -</u>	<u>\$ 2,867,600.00</u>	<u>\$ 2,181,386.28</u>	<u>\$ 686,213.72</u>
DEPARTMENT OF ECONOMIC SECURITY						

See accompanying notes to financial statements.

STATE OF ARIZONA
STATEMENT OF REVENUES, EXPENDITURES AND CHANGES IN FUND BALANCE
BUDGETARY (LEGAL) BASIS
FOR THE YEAR ENDED JUNE 30, 2017

AGY	FUND	APPROPRIATION NAME	FUND BALANCE JULY 1, 2016	REVENUES AND TRANSFERS IN	EXPENDITURES AND TRANSFERS OUT	FUND BALANCE JUNE 30, 2017
INDIRECT COST RECOVERY FUND						
DEA	DE1030	APPROPRIATED ACTIVITY		\$ 1,000,000.00	\$ 1,000,124.06	
	TOTAL FUND		<u>\$ 124.06</u>	<u>\$ 1,000,000.00</u>	<u>\$ 1,000,124.06</u>	<u>\$ -</u>
FEDERAL GRANT FUND						
DEA	DE2000	ADMINISTRATION		\$ 112,073.64	\$ 97,809,817.35	
DEA	DE2000	APPROPRIATED ACTIVITY		(813,815.00)	225,544,303.75	
DEA	DE2000	DCFE ADMINISTRATION		-	10,693,308.09	
DEA	DE2000	DCSS IGAS		-	234,591.68	
DEA	DE2000	DES REVENUE RECOGNITION		777,704,892.30	80,180.87	
DEA	DE2000	DIVISION OF AGING AND COMMUNITY SERVICES		1,291,364.97	84,226,873.08	
DEA	DE2000	DIVISION OF BENEFITS AND MED ELIGIBILITY		(8,275,241.50)	203,098,498.26	
DEA	DE2000	DIVISION OF DEVELOPMENTAL DISABILITIES		-	21,298,387.07	
DEA	DE2000	DIVISION OF EMPLOYMENT AND REHAB SERVICE		16,196,477.40	146,477,655.54	
	TOTAL FUND		<u>\$ 25,309,675.01</u>	<u>\$ 786,215,751.81</u>	<u>\$ 789,463,615.69</u>	<u>\$ 22,061,811.13</u>
DEVELOPMENTALLY DISABLED CLIENT TRUST FUND						
DEA	DE2019	DIVISION OF DEVELOPMENTAL DISABILITIES		\$ 970.90	\$ 35,681.47	
	TOTAL FUND		<u>\$ 105,172.60</u>	<u>\$ 970.90</u>	<u>\$ 35,681.47</u>	<u>\$ 70,462.03</u>
SPECIAL ADMINISTRATION FUND						
DEA	DE2066	ADMINISTRATION		\$ -	\$ 1.65	
DEA	DE2066	APPROPRIATED ACTIVITY		-	7,068,189.22	
DEA	DE2066	DES REVENUE RECOGNITION		3,604,609.14	-	
	TOTAL FUND		<u>\$ 4,228,114.23</u>	<u>\$ 3,604,609.14</u>	<u>\$ 7,068,190.87</u>	<u>\$ 764,532.50</u>
ECONOMIC SECURITY DCSE ADMINISTRATION FUND						
DEA	DE2091	APPROPRIATED ACTIVITY		\$ -	\$ 41,134,393.05	
DEA	DE2091	DES REVENUE RECOGNITION		40,405,165.32	-	
	TOTAL FUND		<u>\$ 2,815,893.47</u>	<u>\$ 40,405,165.32</u>	<u>\$ 41,134,393.05</u>	<u>\$ 2,086,665.74</u>
DEPT OF MENTAL RETARDATION CAP INV FUND						
DEA	DE2093	DES REVENUE RECOGNITION		\$ 44,350.00	\$ -	
DEA	DE2093	DIVISION OF LONG TERM CARE		-	32,325.60	
	TOTAL FUND		<u>\$ 388,627.93</u>	<u>\$ 44,350.00</u>	<u>\$ 32,325.60</u>	<u>\$ 400,652.33</u>
DOMESTIC VIOLENCE SERVICES FUND						
DEA	DE2160	APPROPRIATED ACTIVITY		\$ 2,745,483.68	\$ 3,423,697.75	
	TOTAL FUND		<u>\$ 2,226,487.05</u>	<u>\$ 2,745,483.68</u>	<u>\$ 3,423,697.75</u>	<u>\$ 1,548,272.98</u>
PUBLIC ASSISTANCE COLLECTION FUND						
DEA	DE2217	APPROPRIATED ACTIVITY		\$ 62,753.64	\$ 8,342.36	
	TOTAL FUND		<u>\$ 259,675.97</u>	<u>\$ 62,753.64</u>	<u>\$ 8,342.36</u>	<u>\$ 314,087.25</u>
DEPT LONG-TERM CARE SYSTEM FUND						
DEA	DE2224	APPROPRIATED ACTIVITY		\$ (282,934.34)	\$ 1,292,063,443.56	
DEA	DE2224	DES REVENUE RECOGNITION		1,315,700,599.23	-	
DEA	DE2224	DIVISION OF DEVELOPMENTAL DISABILITIES		-	3,000,000.00	
DEA	DE2224	DIVISION OF LONG TERM CARE		-	10,518,523.87	
DEA	DE2224	PRIOR YEAR ADJUSTMENT		5,250.00	-	
	TOTAL FUND		<u>\$ 6,151,367.56</u>	<u>\$ 1,315,422,914.89</u>	<u>\$ 1,305,581,967.43</u>	<u>\$ 15,992,315.02</u>
SPINAL AND HEAD INJURIES TRUST FUND						
DEA	DE2335	ADMINISTRATION		\$ -	\$ 0.16	
DEA	DE2335	APPROPRIATED ACTIVITY		-	2,251,771.21	
DEA	DE2335	DES REVENUE RECOGNITION		2,031,068.47	-	
	TOTAL FUND		<u>\$ 3,650,435.28</u>	<u>\$ 2,031,068.47</u>	<u>\$ 2,251,771.37</u>	<u>\$ 3,429,732.38</u>
NEIGHBORS HELPING NEIGHBORS FUND						
DEA	DE2348	DES REVENUE RECOGNITION		\$ 38,181.61	\$ -	
DEA	DE2348	DIVISION OF AGING AND COMMUNITY SERVICES		52,272.80	35,275.82	
DEA	DE2348	OTHER NON APPROPRIATED ACTIVITY		(38,181.61)	-	
	TOTAL FUND		<u>\$ 19,780.21</u>	<u>\$ 52,272.80</u>	<u>\$ 35,275.82</u>	<u>\$ 36,777.19</u>
EMPLOYEE RECOGNITION FUND						
DEA	DE2449	DES REVENUE RECOGNITION		\$ 8,465.00	\$ 4,990.89	
	TOTAL FUND		<u>\$ -</u>	<u>\$ 8,465.00</u>	<u>\$ 4,990.89</u>	<u>\$ 3,474.11</u>

See accompanying notes to financial statements.

STATE OF ARIZONA
STATEMENT OF REVENUES, EXPENDITURES AND CHANGES IN FUND BALANCE
BUDGETARY (LEGAL) BASIS
FOR THE YEAR ENDED JUNE 30, 2017

AGY	FUND	APPROPRIATION NAME	FUND BALANCE JULY 1, 2016	REVENUES AND TRANSFERS IN	EXPENDITURES AND TRANSFERS OUT	FUND BALANCE JUNE 30, 2017
INTERGOVERNMENTAL AND INTERAGENCY SERVICE AGREEMENT FUND						
DEA	DE2500	ADMINISTRATION		\$ -	\$ 2,796,858.69	
DEA	DE2500	DES REVENUE RECOGNITION		487,778.00	-	
TOTAL FUND			\$ 2,684,670.82	\$ 487,778.00	\$ 2,796,858.69	\$ 375,590.13
DEVELOPMENTAL DISABILITIES FUND						
DEA	DE3145	ADMINISTRATION		\$ -	\$ 108.37	
DEA	DE3145	DES REVENUE RECOGNITION		126,480.99	-	
DEA	DE3145	DIVISION OF AGING AND COMMUNITY SERVICES		-	2,864.47	
DEA	DE3145	DIVISION OF DEVELOPMENTAL DISABILITIES		14,884.47	-	
DEA	DE3145	OTHER NON APPROPRIATED ACTIVITY		(114,437.99)	-	
DEA	DE3146	DES REVENUE RECOGNITION		16,888.51	-	
DEA	DE3146	DIVISION OF DEVELOPMENTAL DISABILITIES		-	15,630.98	
TOTAL FUND			\$ 159,804.81	\$ 43,815.98	\$ 18,603.82	\$ 185,016.97
ECONOMIC SECURITY CLIENT TRUST FUND						
DEA	DE3152	ADMINISTRATION		\$ 212,626.95	\$ 367,910.14	
TOTAL FUND			\$ 163,285.89	\$ 212,626.95	\$ 367,910.14	\$ 8,002.70
REVENUE FROM STATE OR LOCAL AGENCY FUND						
DEA	DE3193	ADMINISTRATION		\$ 1,406,675.68	\$ 1,573,689.43	
DEA	DE3193	DIVISION OF EMPLOYMENT AND REHAB SERVICE		(3,301.77)	-	
TOTAL FUND			\$ 2,316,815.48	\$ 1,403,373.91	\$ 1,573,689.43	\$ 2,146,499.96
SPECIAL OLYMPICS TAX REFUND FUND						
DEA	DE3207	DDD SPECIAL OLYMPICS		\$ 86,886.81	\$ -	
DEA	DE3207	DIVISION OF LONG TERM CARE		-	155,014.81	
TOTAL FUND			\$ 68,128.00	\$ 86,886.81	\$ 155,014.81	\$ -
INDUSTRIES FOR THE BLIND FUND						
DEA	DE4003	ADMINISTRATION		\$ -	\$ 7,764.52	
DEA	DE4003	DIVISION OF EMPLOYMENT AND REHAB SERVICE		16,413,267.13	16,937,790.93	
DEA	DE4003	OTHER EXPENDITURE ACTIVITY		-	5,024.82	
DEA	DE4003	PRIOR YEAR ADJUSTMENT		-	5,600.00	
TOTAL FUND			\$ 1,939,697.65	\$ 16,413,267.13	\$ 16,956,180.27	\$ 1,396,784.51
HEALTH SERVICES LOTTERY FUND						
DEA	DE4250	APPROPRIATED ACTIVITY		\$ 700,000.00	\$ 518,962.84	
TOTAL FUND			\$ -	\$ 700,000.00	\$ 518,962.84	\$ 181,037.16
COMMISSION FOR DEAF AND HARD OF HEARING						
STATEWIDE DONATIONS FUND			\$ 11,599.76	\$ -	\$ -	\$ 11,599.76
TELECOMMUNICATION FOR THE DEAF FUND						
DFA	DF2047	APPROPRIATED ACTIVITY		\$ 4,000.00	\$ 3,403,205.80	
DFA	DF2047	OTHER NON APPROPRIATED ACTIVITY		(250,000.00)	-	
DFA	DF2047	REVENUE COLLECTIONS		5,657,393.39	-	
TOTAL FUND			\$ 7,030,472.56	\$ 5,411,393.39	\$ 3,403,205.80	\$ 9,038,660.15
DEPARTMENT OF ENVIRONMENTAL QUALITY						
AIR QUALITY FUND						
EVA	EV2000	APPROPRIATED ACTIVITY		\$ (2,361,800.00)	\$ 6,404,682.05	
EVA	EV2000	REVENUE COLLECTIONS APPROP FUNDS		8,883,795.22	-	
EVA	EV2240	REVENUE COLLECTIONS APPROP FUNDS		155.00	-	
TOTAL FUND			\$ 8,386,143.49	\$ 6,522,150.22	\$ 6,404,682.05	\$ 8,503,611.66
PERMIT ADMINISTRATION FUND						
EVA	EV2200	APPROPRIATED ACTIVITY		\$ -	\$ 5,449,411.76	
EVA	EV2200	REVENUE COLLECTIONS APPROP FUNDS		6,107,531.34	-	
TOTAL FUND			\$ 8,822,239.66	\$ 6,107,531.34	\$ 5,449,411.76	\$ 9,480,359.24
EMISSIONS INSPECTION FUND						
EVA	EV2220	APPROPRIATED ACTIVITY		\$ -	\$ 29,040,467.34	
EVA	EV2220	REVENUE COLLECTIONS APPROP FUNDS		26,035,763.33	-	

See accompanying notes to financial statements.

STATE OF ARIZONA
STATEMENT OF REVENUES, EXPENDITURES AND CHANGES IN FUND BALANCE
BUDGETARY (LEGAL) BASIS
FOR THE YEAR ENDED JUNE 30, 2017

AGY	FUND	APPROPRIATION NAME	FUND BALANCE JULY 1, 2016	REVENUES AND TRANSFERS IN	EXPENDITURES AND TRANSFERS OUT	FUND BALANCE JUNE 30, 2017
TOTAL FUND			<u>\$ 15,900,825.22</u>	<u>\$ 26,035,763.33</u>	<u>\$ 29,040,467.34</u>	<u>\$ 12,896,121.21</u>
EQUIPMENT EMISSIONS REDUCTION FUND			<u>\$ 1,658.94</u>	<u>\$ -</u>	<u>\$ -</u>	<u>\$ 1,658.94</u>
VOLUNTARY VEHICLE REPAIR RETROFIT PROGRAM FUND						
EVA	EV2365	REVENUE COLLECTIONS I NON-APPROP FUNDS		\$ 1,084,989.73	\$ -	
TOTAL FUND			<u>\$ 2,325,501.61</u>	<u>\$ 1,084,989.73</u>	<u>\$ -</u>	<u>\$ 3,410,491.34</u>
EMPLOYEE RECOGNITION FUND						
EVA	EV2449	ADMINISTRATIVE PROGRAMS		\$ -	\$ 3,104.68	
EVA	EV2449	REVENUE COLLECTIONS II NON-APPROP FUNDS		4,300.38	-	
TOTAL FUND			<u>\$ 4,699.62</u>	<u>\$ 4,300.38</u>	<u>\$ 3,104.68</u>	<u>\$ 5,895.32</u>
SPECIFIC SITE JUDGMENT FUND						
EVA	EV3013	REVENUE COLLECTIONS II NON-APPROP FUNDS		\$ 53.04	\$ -	
EVA	EV3013	WASTE PROGRAMS		-	25,696.44	
EVA	EV3014	REVENUE COLLECTIONS II NON-APPROP FUNDS		62.71	-	
EVA	EV3014	WASTE PROGRAMS		-	10,224.72	
EVA	EV3120	REVENUE COLLECTIONS II NON-APPROP FUNDS		878.98	-	
EVA	EV4500	WATER QUALITY PROGRAMS		-	200.00	
TOTAL FUND			<u>\$ 703,180.15</u>	<u>\$ 994.73</u>	<u>\$ 36,121.16</u>	<u>\$ 668,053.72</u>
EMERGENCY RESPONSE FUND						
EVA	EV3031	APPROPRIATED ACTIVITY		\$ -	\$ 110,102.56	
EVA	EV3032	REVENUE COLLECTIONS I NON-APPROP FUNDS		72,655.00	-	
TOTAL FUND			<u>\$ 627,924.63</u>	<u>\$ 72,655.00</u>	<u>\$ 110,102.56</u>	<u>\$ 590,477.07</u>
SOLID WASTE FEE FUND						
EVA	EV3110	APPROPRIATED ACTIVITY		\$ -	\$ 914,612.34	
EVA	EV3110	REVENUE COLLECTIONS APPROP FUNDS		848,477.14	-	
TOTAL FUND			<u>\$ 1,556,781.18</u>	<u>\$ 848,477.14</u>	<u>\$ 914,612.34</u>	<u>\$ 1,490,645.98</u>
RECYCLING FUND						
EVA	EV3242	APPROPRIATED ACTIVITY		\$ -	\$ 915,324.84	
EVA	EV3242	REVENUE COLLECTIONS APPROP FUNDS		2,652,116.92	-	
TOTAL FUND			<u>\$ 2,229,337.59</u>	<u>\$ 2,652,116.92</u>	<u>\$ 915,324.84</u>	<u>\$ 3,966,129.67</u>
HAZARDOUS WASTE MANAGEMENT FUND						
EVA	EV3330	APPROPRIATED ACTIVITY		\$ -	\$ 1,304,971.14	
EVA	EV3330	REVENUE COLLECTIONS APPROP FUNDS		2,023,112.72	-	
TOTAL FUND			<u>\$ 2,034,249.23</u>	<u>\$ 2,023,112.72</u>	<u>\$ 1,304,971.14</u>	<u>\$ 2,752,390.81</u>
UNDERGROUND STORAGE TANK REVOLVING FUND						
EVA	EV3450	APPROPRIATED ACTIVITY		\$ -	\$ 40,400.00	
EVA	EV3450	REVENUE COLLECTIONS I NON-APPROP FUNDS		33,597,546.80	-	
EVA	EV3450	WASTE PROGRAMS		-	27,770,442.60	
TOTAL FUND			<u>\$ 71,990,344.30</u>	<u>\$ 33,597,546.80</u>	<u>\$ 27,810,842.60</u>	<u>\$ 77,777,048.50</u>
USED OIL FUND			<u>\$ 11.31</u>	<u>\$ -</u>	<u>\$ -</u>	<u>\$ 11.31</u>
WATER QUALITY ASSURANCE REVOLVING FUND						
EVA	EV3640	REVENUE COLLECTIONS I NON-APPROP FUNDS		\$ 8,508.45	\$ -	
EVA	EV3650	REVENUE COLLECTIONS I NON-APPROP FUNDS		302.62	-	
EVA	EV3660	REVENUE COLLECTIONS I NON-APPROP FUNDS		194,257.12	-	
EVA	EV3680	REVENUE COLLECTIONS I NON-APPROP FUNDS		93,901.07	-	
EVA	EV3680	WQARF REMEDIATION		120,000.00	122,453.66	
EVA	EV3691	REVENUE COLLECTIONS I NON-APPROP FUNDS		45,000.00	-	
EVA	EV4000	REVENUE COLLECTIONS I NON-APPROP FUNDS		14,148,542.51	-	
EVA	EV4000	WQARF PRIORITY SITES		105,429.11	7,246,064.78	
EVA	EV4000	WQARF REMEDIATION		-	4,677,444.19	
TOTAL FUND			<u>\$ 3,590,578.43</u>	<u>\$ 14,715,940.88</u>	<u>\$ 12,045,962.63</u>	<u>\$ 6,260,556.68</u>
WATER QUALITY FEE FUND						
EVA	EV4100	APPROPRIATED ACTIVITY		\$ -	\$ 6,904,508.19	
EVA	EV4100	REVENUE COLLECTIONS APPROP FUNDS		6,553,357.46	-	
TOTAL FUND			<u>\$ 6,107,873.61</u>	<u>\$ 6,553,357.46</u>	<u>\$ 6,904,508.19</u>	<u>\$ 5,756,722.88</u>

See accompanying notes to financial statements.

STATE OF ARIZONA
STATEMENT OF REVENUES, EXPENDITURES AND CHANGES IN FUND BALANCE
BUDGETARY (LEGAL) BASIS
FOR THE YEAR ENDED JUNE 30, 2017

AGY	FUND	APPROPRIATION NAME	FUND BALANCE JULY 1, 2016	REVENUES AND TRANSFERS IN	EXPENDITURES AND TRANSFERS OUT	FUND BALANCE JUNE 30, 2017
SMALL WATER SYSTEMS FUND			<u>\$ 2.41</u>	<u>\$ -</u>	<u>\$ -</u>	<u>\$ 2.41</u>
MONITORING ASSISTANCE FUND						
EVA	EV4220	REVENUE COLLECTIONS I NON-APPROP FUNDS		\$ 873,759.29	\$ -	
EVA	EV4220	WATER QUALITY PROGRAMS		-	744,902.31	
TOTAL FUND			<u>\$ 980,726.24</u>	<u>\$ 873,759.29</u>	<u>\$ 744,902.31</u>	<u>\$ 1,109,583.22</u>
VOLUNTARY REMEDIATION FUND						
EVA	EV4230	REVENUE COLLECTIONS II NON-APPROP FUNDS		\$ 175,430.32	\$ -	
EVA	EV4230	WASTE PROGRAMS		-	311,929.48	
TOTAL FUND			<u>\$ 400,857.40</u>	<u>\$ 175,430.32</u>	<u>\$ 311,929.48</u>	<u>\$ 264,358.24</u>
INSTITUTIONAL AND ENGINEERING CONTROL FUND						
EVA	EV4240	REVENUE COLLECTIONS II NON-APPROP FUNDS		\$ 18,180.88	\$ -	
EVA	EV4240	WASTE PROGRAMS		-	34,641.63	
TOTAL FUND			<u>\$ 80,215.82</u>	<u>\$ 18,180.88</u>	<u>\$ 34,641.63</u>	<u>\$ 63,755.07</u>
INDIRECT COST FUND			<u>\$ 65.67</u>	<u>\$ -</u>	<u>\$ -</u>	<u>\$ 65.67</u>
FEDERAL GRANT FUND						
EVA	EV8001	ADMINISTRATIVE PROGRAM GRANTS		\$ -	\$ 52,748.96	
EVA	EV8001	REVENUE COLLECTIONS I NON-APPROP FUNDS		49,348.96	-	
EVA	EV8002	AIR QUALITY PROGRAM GRANTS		-	3,017,577.21	
EVA	EV8002	REVENUE COLLECTIONS I NON-APPROP FUNDS		2,849,129.36	-	
EVA	EV8003	REVENUE COLLECTIONS I NON-APPROP FUNDS		2,078,935.76	-	
EVA	EV8003	WASTE PROGRAM GRANTS		-	2,139,288.52	
EVA	EV8004	REVENUE COLLECTIONS I NON-APPROP FUNDS		3,554,914.55	-	
EVA	EV8004	WATER QUALITY PROGRAM GRANTS		-	3,665,405.28	
EVA	EV8005	REGIONAL GRANTS		976.30	-	
EVA	EV8071	OTHER NON APPROPRIATED ACTIVITY		(17,863.60)	-	
EVA	EV8071	REVENUE COLLECTIONS I NON-APPROP FUNDS		1,381,230.61	-	
EVA	EV8071	WASTE PROGRAM GRANTS		-	1,471,544.26	
EVA	EV8101	REVENUE COLLECTIONS I NON-APPROP FUNDS		17,124.45	-	
EVA	EV8101	WASTE PROGRAM GRANTS		-	8,551.95	
EVA	EV8241	REVENUE COLLECTIONS I NON-APPROP FUNDS		324,559.28	-	
EVA	EV8241	WASTE PROGRAM GRANTS		27,631.58	314,805.49	
EVA	EV8302	REVENUE COLLECTIONS I NON-APPROP FUNDS		761,774.13	-	
EVA	EV8302	WASTE PROGRAM GRANTS		29,203.69	691,981.77	
EVA	EV8811	REVENUE COLLECTIONS I NON-APPROP FUNDS		3,187,502.82	-	
EVA	EV8811	WATER QUALITY PROGRAM GRANTS		-	3,378,727.26	
TOTAL FUND			<u>\$ 625,925.54</u>	<u>\$ 14,244,467.89</u>	<u>\$ 14,740,630.70</u>	<u>\$ 129,762.73</u>
INDIRECT COST RECOVERY FUND						
EVA	EV9000	APPROPRIATED ACTIVITY		\$ 28.25	\$ 763,424.13	
EVA	EV9000	REVENUE COLLECTIONS II NON-APPROP FUNDS		71,079.25	-	
TOTAL FUND			<u>\$ 3,688,921.51</u>	<u>\$ 71,107.50</u>	<u>\$ 763,424.13</u>	<u>\$ 2,996,604.88</u>
INTERGOVERNMENTAL AGREEMENTS FUND			<u>\$ 4,951.37</u>	<u>\$ -</u>	<u>\$ -</u>	<u>\$ 4,951.37</u>
INTERGOVERNMENTAL AND INTERAGENCY SERVICE AGREEMENT FUND						
EVA	EV9500	INTERGOVERNMENTAL AGREEMENTS		\$ 3,000,000.00	\$ 5,937,121.69	
EVA	EV9500	REVENUE COLLECTIONS II NON-APPROP FUNDS		2,918,037.03	-	
TOTAL FUND			<u>\$ 296,228.27</u>	<u>\$ 5,918,037.03</u>	<u>\$ 5,937,121.69</u>	<u>\$ 277,143.61</u>
ARIZONA HEALTH CARE COST CONTAINMENT SYSTEM						
TOBACCO PRODUCTS TAX FUND						
HCA	HC1303	APPROPRIATED ACTIVITY		\$ -	\$ 40,873,200.00	
HCA	HC1303	TOBACCO PRODUCTS TAX FUND		39,558,766.35	895,247.09	
HCA	HC1304	APPROPRIATED ACTIVITY		-	18,747,200.00	
HCA	HC1304	TOBACCO PRODUCTS TAX EHS		18,836,260.74	1,144,818.54	
HCA	HC1304	TOBACCO PRODUCTS TAX FUND		4,810.07	-	
TOTAL FUND			<u>\$ 3,260,628.47</u>	<u>\$ 58,399,837.16</u>	<u>\$ 61,660,465.63</u>	<u>\$ -</u>
TOBACCO TAX AND HEALTH CARE FUND						
HCA	HC1306	APPROPRIATED ACTIVITY		\$ -	\$ 72,042,700.16	
HCA	HC1306	TOBACCO TAX - HEALTH CARE FUND		72,051,038.84	692,330.89	

See accompanying notes to financial statements.

STATE OF ARIZONA
STATEMENT OF REVENUES, EXPENDITURES AND CHANGES IN FUND BALANCE
BUDGETARY (LEGAL) BASIS
FOR THE YEAR ENDED JUNE 30, 2017

AGY	FUND	APPROPRIATION NAME	FUND BALANCE JULY 1, 2016	REVENUES AND TRANSFERS IN	EXPENDITURES AND TRANSFERS OUT	FUND BALANCE JUNE 30, 2017
TOTAL FUND			<u>\$ 683,992.21</u>	<u>\$ 72,051,038.84</u>	<u>\$ 72,735,031.05</u>	<u>\$ -</u>
FEDERAL GRANT FUND						
HCA	HC2000	BHS NONMEDICAID FEDERAL GRANTS		\$ 63,324,820.01	\$ 62,769,359.16	
HCA	HC2000	STATE INNOVATION MODELS		177,833.38	177,833.38	
HCA	HC2000	TEFT COMMUNITY BASED SERVICES		26,176.50	33,200.09	
HCA	HC2000	UNTAPPED ARIZONA		79,357.84	74,089.15	
HCA	HC2000	WORK INCENTIVE INFORMATION NETWORK		62,590.06	38,269.24	
TOTAL FUND			<u>\$ 106,050.41</u>	<u>\$ 63,670,777.79</u>	<u>\$ 63,092,751.02</u>	<u>\$ 684,077.18</u>
AHCCCS FUND						
HCA	HC2120	ACUTE COUNTY REVENUE		\$ 49,428,901.25	\$ -	
HCA	HC2120	ACUTE FEDERAL REVENUE AND EXPENSE		35,042,060.03	32,504,343.84	
HCA	HC2120	ADHS ASIIS IMMUNIZATION REGISTRY		58,940.84	58,940.84	
HCA	HC2120	APPROPRIATED ACTIVITY		7,203,213,740.34	7,265,029,218.53	
HCA	HC2120	DES ELIGIBILITY MCHIP		3,834,722.06	3,834,722.06	
HCA	HC2120	DISPROPORTIONATE SHARE		(6,529,743.14)	90,119,350.16	
HCA	HC2120	FREEDOM TO WORK REV-EXP		62,487.81	-	
HCA	HC2120	HEALTH INFO TECH EHR INCENTIVE PAYMENTS		19,842,890.60	20,176,826.34	
HCA	HC2120	MISC REVENUE AND EXPENDITURE		554,786.44	554,786.44	
HCA	HC2120	SBS ADMINISTRATION FEE		405,629.20	-	
HCA	HC2120	PRIOR YEAR ADJUSTMENT		-	25.92	
TOTAL FUND			<u>\$ 129,772,449.20</u>	<u>\$ 7,305,914,415.43</u>	<u>\$ 7,412,278,214.13</u>	<u>\$ 23,408,650.50</u>
AZ LONG-TERM CARE SYSTEM FUND						
HCA	HC2223	APPROPRIATED ACTIVITY		\$ 860,041,238.31	\$ 1,118,953,292.79	
HCA	HC2223	LTC COUNTY REVENUE		251,204,432.99	-	
HCA	HC2223	LTC FED REVENUE - DES - DD		912,786,175.76	921,740,131.30	
HCA	HC2223	LTC MISC REVENUE		7,919.04	-	
TOTAL FUND			<u>\$ 37,892,886.03</u>	<u>\$ 2,024,039,766.10</u>	<u>\$ 2,040,693,424.09</u>	<u>\$ 21,239,228.04</u>
SUBSTANCE ABUSE SERVICES FUND						
HCA	HC2227	APPROPRIATED ACTIVITY		\$ 2,782,020.53	\$ 1,350,200.00	
HCA	HC2319	APPROPRIATED ACTIVITY		2,245,246.07	900,000.00	
TOTAL FUND			<u>\$ -</u>	<u>\$ 5,027,266.60</u>	<u>\$ 2,250,200.00</u>	<u>\$ 2,777,066.60</u>
CHILDRENS HEALTH INSURANCE PROGRAM FUND						
HCA	HC2410	APPROPRIATED ACTIVITY		\$ 24,259,873.43	\$ 24,887,542.49	
HCA	HC2410	DES ELIGIBILITY KIDSCARE		89,743.07	89,743.07	
HCA	HC2410	HIFA PARENTS REV-EXP		719.00	-	
HCA	HC2410	KIDS CARE PROGRAM EXPENDITURES		(1,411,802.07)	(9,842.93)	
HCA	HC2410	KIDSCARE PREMIUM REV-EXP		2,617,542.97	-	
TOTAL FUND			<u>\$ 1,941,343.77</u>	<u>\$ 25,556,076.40</u>	<u>\$ 24,967,442.63</u>	<u>\$ 2,529,977.54</u>
INTERGOVERNMENTAL SERVICE FUND						
HCA	HC2439	HAPA		\$ 294,480.00	\$ (172,302.80)	
HCA	HC2442	HAPA		11,058.90	-	
HCA	HC2442	HAPA-ASA3		6,746,753.61	6,701,714.44	
TOTAL FUND			<u>\$ 1,933,159.62</u>	<u>\$ 7,052,292.51</u>	<u>\$ 6,529,411.64</u>	<u>\$ 2,456,040.49</u>
EMPLOYEE RECOGNITION FUND						
HCA	HC2449	EMPLOYEE RECOGNITION COMMITTEE		\$ 3,399.90	\$ 1,418.20	
TOTAL FUND			<u>\$ 2,682.68</u>	<u>\$ 3,399.90</u>	<u>\$ 1,418.20</u>	<u>\$ 4,664.38</u>
ARIZONA TOBACCO LITIGATION SETTLEMENT FUND						
HCA	HC2468	APPROPRIATED ACTIVITY		\$ -	\$ 100,000,000.00	
HCA	HC2468	ATLS REVENUES		101,521,746.43	1,521,746.43	
TOTAL FUND			<u>\$ -</u>	<u>\$ 101,521,746.43</u>	<u>\$ 101,521,746.43</u>	<u>\$ -</u>
BUDGET NEUTRALITY COMPLIANCE FUND						
HCA	HC2478	APPROPRIATED ACTIVITY		\$ 2.36	\$ 3,543,200.00	
HCA	HC2478	COUNTY CONTRIBUTION EXPANSION BNCF		3,563,300.00	-	
TOTAL FUND			<u>\$ 880,478.69</u>	<u>\$ 3,563,302.36</u>	<u>\$ 3,543,200.00</u>	<u>\$ 900,581.05</u>
TRAUMA AND EMERGENCY SERVICES FUND						
HCA	HC2494	TRIBAL GAMING TRAUMA - EMERGENCY SERVICE		\$ 22,416,299.42	\$ 22,095,919.54	
TOTAL FUND			<u>\$ 5,960,232.62</u>	<u>\$ 22,416,299.42</u>	<u>\$ 22,095,919.54</u>	<u>\$ 6,280,612.50</u>

See accompanying notes to financial statements.

STATE OF ARIZONA
STATEMENT OF REVENUES, EXPENDITURES AND CHANGES IN FUND BALANCE
BUDGETARY (LEGAL) BASIS
FOR THE YEAR ENDED JUNE 30, 2017

AGY	FUND	APPROPRIATION NAME	FUND BALANCE JULY 1, 2016	REVENUES AND TRANSFERS IN	EXPENDITURES AND TRANSFERS OUT	FUND BALANCE JUNE 30, 2017
INTERGOVERNMENTAL AND INTERAGENCY SERVICE AGREEMENT FUND						
HCA	HC2500	ADES IGAS		\$ 404,214,444.49	\$ 416,821,811.11	
HCA	HC2500	ADHS IGAS		(13,026,618.51)	10,221,358.50	
HCA	HC2500	APPROPRIATED ACTIVITY		108,814,669.30	107,570,811.75	
HCA	HC2500	BHS NON MEDICAID IGAS		876,383.31	476,075.00	
HCA	HC2500	EQUITABLE SHARING		214,212.78	-	
HCA	HC2500	INMATE AND TPA IGAS		8,076,849.50	8,524,199.04	
HCA	HC2500	OTHER IGAS		-	10,267,573.96	
HCA	HC2500	PROVIDER APPLICATION FEE REVENUE		417,365.76	-	
	TOTAL FUND		\$ 64,417,756.41	\$ 509,587,306.63	\$ 553,881,829.36	\$ 20,123,233.68
HOSPITAL LOAN RESIDENCY FUND						
	TOTAL FUND		\$ 900,000.00	\$ -	\$ -	\$ 900,000.00
PRESCRIPTION DRUG REBATE FUND						
HCA	HC2546	APPROPRIATED ACTIVITY		\$ -	\$ 680,012,260.20	
HCA	HC2546	PRESCRIPTION DRUG REBATE		39,579.51	(691,880,538.07)	
	TOTAL FUND		\$ 110,096,261.21	\$ 39,579.51	\$ (11,868,277.87)	\$ 122,004,118.59
SERIOUSLY MENTALLY ILL HOUSING TRUST FUND						
HCA	HC2555	SMI HOUSING TRUST FUND		\$ 6,292,444.44	\$ 569,154.55	
	TOTAL FUND		\$ -	\$ 6,292,444.44	\$ 569,154.55	\$ 5,723,289.89
NURSING FACILITY ASSESSMENT FUND						
HCA	HC2567	APPROPRIATED ACTIVITY		\$ 61,393,431.23	\$ 88,859,207.76	
HCA	HC2567	NURSING FACILITY ASSESSMENT ADMIN		259,794.59	500,000.00	
HCA	HC2567	NURSING FACILITY ASSESSMENT PROGRAM		24,054,421.20	-	
	TOTAL FUND		\$ 6,775,471.55	\$ 85,707,647.02	\$ 89,359,207.76	\$ 3,123,910.81
HOSPITAL ASSESSMENT FUND						
HCA	HC2576	APPROPRIATED ACTIVITY		\$ 265,198,559.52	\$ 259,719,461.84	
HCA	HC2576	HOSPITAL ASSESSMENT FUND ACA		-	2,230,461.03	
HCA	HC2576	PRIOR YEAR ADJUSTMENT		24.47	-	
	TOTAL FUND		\$ 26,334,896.14	\$ 265,198,583.99	\$ 261,949,922.87	\$ 29,583,557.26
AHCCCS RESTITUTION FUND						
HCA	HC2586	AHCCCS RESTITUTION		\$ 4,500,230.50	\$ -	
	TOTAL FUND		\$ -	\$ 4,500,230.50	\$ -	\$ 4,500,230.50
THIRD PARTY LIABILITY FUND						
HCA	HC3791	THIRD PARTY LIABILITY		\$ 856,101.53	\$ (135,666.23)	
	TOTAL FUND		\$ 1,303,204.48	\$ 856,101.53	\$ (135,666.23)	\$ 2,294,972.24
IGA FOR COUNTY BHS FUND						
HCA	HC4503	BHS NON MEDICAID IGAS		\$ 62,402,027.30	\$ 61,743,175.00	
	TOTAL FUND		\$ -	\$ 62,402,027.30	\$ 61,743,175.00	\$ 658,852.30
DEPARTMENT OF HEALTH SERVICES						
TOBACCO TAX AND HEALTH CARE FUND						
HSA	HS1308	INVESTMENT EARNINGS		\$ 17,890,729.46	\$ 20,108,490.06	
HSA	HS1344	APPROPRIATED ACTIVITY		417,348.92	675,097.14	
HSA	HS1344	DEPOSITS FOR ADHS		274,981.97	-	
	TOTAL FUND		\$ 7,379,980.64	\$ 18,583,060.35	\$ 20,783,587.20	\$ 5,179,453.79
HEALTH SERVICES LICENSING FUND						
HSA	HS1995	APPROPRIATED ACTIVITY		\$ -	\$ 9,441,648.24	
HSA	HS1995	DEPOSITS FOR ADHS		9,278,507.85	-	
	TOTAL FUND		\$ 5,540,079.36	\$ 9,278,507.85	\$ 9,441,648.24	\$ 5,376,938.97
FEDERAL GRANT FUND						
HSA	HS2000	FEDERAL GRANTS		\$ 220,587,658.68	\$ 223,720,487.48	
HSA	HS2000	RYAN WHITE TITLE II HIV CARE		(1,315.46)	18,327.53	
HSA	HS2000	WOMEN, INFANTS - CHILDREN WIC		-	(382.61)	
HSA	HS2008	APPROPRIATED ACTIVITY		-	855,642.33	
HSA	HS2008	DEPOSITS FOR ADHS		887,491.30	-	
HSA	HS2100	WOMEN, INFANTS - CHILDREN WIC		26,935,543.29	34,720,590.85	

See accompanying notes to financial statements.

STATE OF ARIZONA
STATEMENT OF REVENUES, EXPENDITURES AND CHANGES IN FUND BALANCE
BUDGETARY (LEGAL) BASIS
FOR THE YEAR ENDED JUNE 30, 2017

AGY	FUND	APPROPRIATION NAME	FUND BALANCE JULY 1, 2016	REVENUES AND TRANSFERS IN	EXPENDITURES AND TRANSFERS OUT	FUND BALANCE JUNE 30, 2017
TOTAL FUND			<u>\$ 19,818,659.15</u>	<u>\$ 248,409,377.81</u>	<u>\$ 259,314,665.58</u>	<u>\$ 8,913,371.38</u>
STATEWIDE DONATIONS FUND						
HSA	HS2025	EMPLOYEE RECOGNITION COMMITTEE		\$ 5,805.18	\$ 5,517.88	
TOTAL FUND			<u>\$ 6,947.25</u>	<u>\$ 5,805.18</u>	<u>\$ 5,517.88</u>	<u>\$ 7,234.55</u>
DISEASE CONTROL RESEARCH FUND						
HSA	HS2090	APPROPRIATED ACTIVITY		\$ -	\$ 83,390.43	
HSA	HS2090	DESIGNATED RESEARCH PROGRAMS AND PROJECT		2,594,788.80	2,004,747.89	
HSA	HS2090	UNRESTRICTED RESEARCH ADMINISTRATION		50,220.25	2,206.07	
TOTAL FUND			<u>\$ 4,694,366.29</u>	<u>\$ 2,645,009.05</u>	<u>\$ 2,090,344.39</u>	<u>\$ 5,249,030.95</u>
HEALTH RESEARCH FUND						
HSA	HS2096	APPROPRIATED ACTIVITY		\$ -	\$ 4,000,000.00	
HSA	HS2096	HEALTH RESEARCH		7,949,371.97	3,890,560.66	
TOTAL FUND			<u>\$ 10,357,532.69</u>	<u>\$ 7,949,371.97</u>	<u>\$ 7,890,560.66</u>	<u>\$ 10,416,344.00</u>
EMERGENCY MEDICAL SERVICES OPERATING FUND						
HSA	HS2171	APPROPRIATED ACTIVITY		\$ -	\$ 5,353,189.92	
HSA	HS2171	DEPOSITS FOR ADHS		4,482,397.18	-	
TOTAL FUND			<u>\$ 5,721,900.28</u>	<u>\$ 4,482,397.18</u>	<u>\$ 5,353,189.92</u>	<u>\$ 4,851,107.54</u>
NEWBORN SCREENING PROGRAM FUND						
HSA	HS2184	APPROPRIATED ACTIVITY		\$ -	\$ 7,048,766.11	
HSA	HS2184	NEWBORN SCREENING PROGRAM		8,109,787.41	-	
TOTAL FUND			<u>\$ 1,527,683.37</u>	<u>\$ 8,109,787.41</u>	<u>\$ 7,048,766.11</u>	<u>\$ 2,588,704.67</u>
SUBSTANCE ABUSE SERVICES FUND						
HSA	HS2227	DEPOSITS FOR ADHS		\$ (1,480,383.71)	\$ -	
HSA	HS2319	DEPOSITS FOR ADHS		(1,464,987.04)	-	
TOTAL FUND			<u>\$ 2,945,370.75</u>	<u>\$ (2,945,370.75)</u>	<u>\$ -</u>	<u>\$ -</u>
NURSING CARE INST RESIDENT PROTECTION RVLVING FUND						
HSA	HS2329	APPROPRIATED ACTIVITY		\$ -	\$ 22,666.51	
HSA	HS2329	NURSING CARE REVOLVING FUND		113,511.75	-	
TOTAL FUND			<u>\$ 2,102,164.61</u>	<u>\$ 113,511.75</u>	<u>\$ 22,666.51</u>	<u>\$ 2,193,009.85</u>
RISK ASSESSMENT FUND						
HSA	HS2427	DEQ-RISK ASSESSMENT		\$ 60,378.94	\$ 47,576.36	
TOTAL FUND			<u>\$ 39,381.94</u>	<u>\$ 60,378.94</u>	<u>\$ 47,576.36</u>	<u>\$ 52,184.52</u>
SERIOUS MENTAL ILLNESS SERVICES FUND						
HSA	HS2464	SMI-TOBACCO LITIGATION		\$ 2.37	\$ 2,948.74	
TOTAL FUND			<u>\$ 2,946.37</u>	<u>\$ 2.37</u>	<u>\$ 2,948.74</u>	<u>\$ -</u>
SMOKE-FREE ARIZONA FUND						
HSA	HS2541	PROP 201 SMOKE FREE ARIZONA ACT		\$ 2,911,889.92	\$ 2,620,811.88	
TOTAL FUND			<u>\$ 590,691.35</u>	<u>\$ 2,911,889.92</u>	<u>\$ 2,620,811.88</u>	<u>\$ 881,769.39</u>
MEDICAL MARIJUANA FUND						
HSA	HS2544	PROP 203 AZ MEDICAL MARIJUANA ACT		\$ 24,851,934.31	\$ 11,655,927.58	
TOTAL FUND			<u>\$ 19,874,651.95</u>	<u>\$ 24,851,934.31</u>	<u>\$ 11,655,927.58</u>	<u>\$ 33,070,658.68</u>
SERIOUSLY MENTALLY ILL HOUSING TRUST FUND						
HSA	HS2555	SMI HOUSING TRUST FUND		\$ (4,230,530.76)	\$ -	
TOTAL FUND			<u>\$ 4,230,530.76</u>	<u>\$ (4,230,530.76)</u>	<u>\$ -</u>	<u>\$ -</u>
CREDIT CARD CLEARING FUND						
HSA	HS2600	PAYMENT CARD CLEARING		\$ 35,003.86	\$ -	
TOTAL FUND			<u>\$ (35,003.86)</u>	<u>\$ 35,003.86</u>	<u>\$ -</u>	<u>\$ -</u>
DHS DONATIONS FUND						
HSA	HS3010	ASARCO DONATIONS		\$ 245.71	\$ -	
HSA	HS3010	ASH PATITENT BENEFIT FUND		113,511.06	71,671.08	
HSA	HS3010	AZDHS DONATIONS ACCOUNTS		224,744.94	11,570.60	
HSA	HS3010	CHOLESTEROL STANDARDS		93.82	-	
HSA	HS3010	COLON CANCER ALLIANCE		15,500.00	41,832.54	

See accompanying notes to financial statements.

STATE OF ARIZONA
STATEMENT OF REVENUES, EXPENDITURES AND CHANGES IN FUND BALANCE
BUDGETARY (LEGAL) BASIS
FOR THE YEAR ENDED JUNE 30, 2017

AGY	FUND	APPROPRIATION NAME	FUND BALANCE JULY 1, 2016	REVENUES AND TRANSFERS IN	EXPENDITURES AND TRANSFERS OUT	FUND BALANCE JUNE 30, 2017
HSA	HS3010	CRS SPECIAL DONATIONS		26.72	-	
HSA	HS3010	DENTAL SEALANT PROGRAM FOR MARICOPA CNTY		-	1,610.00	
HSA	HS3010	DIETETIC EDUCATION		8.47	-	
HSA	HS3010	DR LOUIS RESTRICTED DONATIONS		432.07	-	
HSA	HS3010	HONEYWELL DONATIONS		96.22	-	
HSA	HS3010	MC DONALD DONATIONS		54.36	-	
HSA	HS3010	NAPHSIS EVVE		30,473.75	-	
HSA	HS3010	NEMOURS		34,791.65	31,462.03	
HSA	HS3010	NICP DONATIONS		111.56	-	
HSA	HS3010	PEW CHARITABLE TRUST HIA		24,938.00	-	
HSA	HS3010	PUBLIC HEALTH WEEK		3.02	-	
HSA	HS3010	SEXUALLY VIOLENT PERSON RESIDENT WELFARE		18,735.89	10,166.64	
HSA	HS3010	STATE HOSPITAL DONATIONS		519.51	907.23	
HSA	HS3010	THOMSON REUTERS HCUP		21,900.00	2,784.34	
	TOTAL FUND		\$ 1,144,145.19	\$ 486,186.75	\$ 172,004.46	\$ 1,458,327.48
BREAST AND CERVICAL CANCER SPECIAL PLATE FUND						
HSA	HS3011	ADOT DONATE BREAST CERVICAL CANCER PLATE		\$ 191,488.00	\$ 6,120.11	
	TOTAL FUND		\$ 692,329.07	\$ 191,488.00	\$ 6,120.11	\$ 877,696.96
ENVIRONMENTAL LAB LICENSE REVOLVING FUND						
HSA	HS3017	APPROPRIATED ACTIVITY		\$ -	\$ 841,307.90	
HSA	HS3017	DEPOSITS FOR ADHS		752,316.55	-	
	TOTAL FUND		\$ 660,399.51	\$ 752,316.55	\$ 841,307.90	\$ 571,408.16
CHILD FATALITY REVIEW FUND						
HSA	HS3036	APPROPRIATED ACTIVITY		\$ -	\$ 93,618.97	
HSA	HS3036	DEPOSITS FOR ADHS		22,343.06	-	
	TOTAL FUND		\$ 210,418.15	\$ 22,343.06	\$ 93,618.97	\$ 139,142.24
ORAL HEALTH FUND						
HSA	HS3038	DENTAL HEALTH SERVICES		\$ 191,179.08	\$ 371,151.35	
	TOTAL FUND		\$ 987,279.75	\$ 191,179.08	\$ 371,151.35	\$ 807,307.48
VITAL RECORDS ELECTRONIC SYSTEMS FUND						
HSA	HS3039	APPROPRIATED ACTIVITY		\$ -	\$ 1,375,266.38	
HSA	HS3039	VITAL RECORDS ELECTRONIC SYSTEMS		2,225,571.41	-	
	TOTAL FUND		\$ 2,697,410.56	\$ 2,225,571.41	\$ 1,375,266.38	\$ 3,547,715.59
ARIZONA STATE HOSPITAL FUND						
HSA	HS3120	APPROPRIATED ACTIVITY		\$ -	\$ 9,069,000.06	
HSA	HS3120	COMPETENCY RESTORATION TREATMENT		3,753,724.23	-	
HSA	HS3120	DEPOSITS FOR ADHS		5,000,000.00	-	
HSA	HS3120	TITLE XIX SPECIAL REVENUE FUND		1,138,080.27	-	
	TOTAL FUND		\$ 827,755.35	\$ 9,891,804.50	\$ 9,069,000.06	\$ 1,650,559.79
STATE HOSPITAL LAND EARNINGS FUND						
HSA	HS3128	APPROPRIATED ACTIVITY		\$ -	\$ 812,878.58	
HSA	HS3128	ASH ENDOWMENT EARNINGS		1,150,723.77	-	
	TOTAL FUND		\$ 883,353.71	\$ 1,150,723.77	\$ 812,878.58	\$ 1,221,198.90
MEDICAL STUDENT LOAN FUND						
HSA	HS3306	MEDICAL STUDENT LOAN		\$ 30,663.88	\$ 108,721.56	
	TOTAL FUND		\$ 216,173.30	\$ 30,663.88	\$ 108,721.56	\$ 138,115.62
DHS INTERNAL SERVICES FUND						
HSA	HS4202	SPECIAL PURCHASING		\$ -	\$ (12,553.23)	
	TOTAL FUND		\$ 92,488.88	\$ -	\$ (12,553.23)	\$ 105,042.11
HEALTH SERVICE LOTTERY FUND						
HSA	HS4250	ISA AND IGA AGREEMENTS		\$ 7,322,068.73	\$ 9,398,213.57	
	TOTAL FUND		\$ 9,106,328.90	\$ 7,322,068.73	\$ 9,398,213.57	\$ 7,030,184.06
IGA AND ISA FUND						
HSA	HS4500	ISA AND IGA AGREEMENTS		\$ 17,322,689.58	\$ 15,942,218.17	
	TOTAL FUND		\$ 112,733.33	\$ 17,322,689.58	\$ 15,942,218.17	\$ 1,493,204.74

See accompanying notes to financial statements.

STATE OF ARIZONA
STATEMENT OF REVENUES, EXPENDITURES AND CHANGES IN FUND BALANCE
BUDGETARY (LEGAL) BASIS
FOR THE YEAR ENDED JUNE 30, 2017

AGY	FUND	APPROPRIATION NAME	FUND BALANCE JULY 1, 2016	REVENUES AND TRANSFERS IN	EXPENDITURES AND TRANSFERS OUT	FUND BALANCE JUNE 30, 2017
ISA BHS FUND						
HSA	HS4502	FEDERAL MEDICAID AUTHORITY REVENUE		\$ (57,896,225.84)	\$ 2,807,989.03	
HSA	HS4502	ISA AND IGA AGREEMENTS		(1,427.80)	243,314.74	
HSA	HS4502	TITLE XIX ADMIN ADDITIONAL		55,038,810.19	32,406,553.58	
	TOTAL FUND		<u>\$ 44,258,044.00</u>	<u>\$ (2,858,843.45)</u>	<u>\$ 35,457,857.35</u>	<u>\$ 5,941,343.20</u>
IGA FOR COUNTY BHS FUND						
HSA	HS4503	COCONINO COUNTY PHS BOARD OF DIRECTORS		\$ -	\$ 46,479.00	
HSA	HS4503	ISA AND IGA AGREEMENTS		273,600.56	490,719.85	
HSA	HS4503	LIQUOR SERVICE FEES-SPECIAL EVENT		-	3,100.00	
HSA	HS4503	PIMA CNTY BRD SUPERVISORS		-	78,113.12	
	TOTAL FUND		<u>\$ 344,811.41</u>	<u>\$ 273,600.56</u>	<u>\$ 618,411.97</u>	<u>\$ -</u>
DHS - INDIRECT COST FUND						
HSA	HS9001	APPROPRIATED ACTIVITY		\$ -	\$ 12,666,342.94	
HSA	HS9001	DEPOSITS FOR ADHS		8,842,514.51	-	
	TOTAL FUND		<u>\$ 7,328,845.32</u>	<u>\$ 8,842,514.51</u>	<u>\$ 12,666,342.94</u>	<u>\$ 3,505,016.89</u>
GOVERNOR'S OFFICE ON TRIBAL RELATIONS						
STATEWIDE DONATIONS FUND						
IAA	IA2025	OTHER DONATIONS		\$ 30,500.00	\$ 33,559.19	
	TOTAL FUND		<u>\$ 5,172.37</u>	<u>\$ 30,500.00</u>	<u>\$ 33,559.19</u>	<u>\$ 2,113.18</u>
INDIAN AFFAIRS COMMISSION PUBLICATIONS FUND						
IAA	IA4013	PUBLICATIONS		\$ (1,005.93)	\$ -	
	TOTAL FUND		<u>\$ 1,005.93</u>	<u>\$ (1,005.93)</u>	<u>\$ -</u>	<u>\$ -</u>
ARIZONA INDIAN TOWN HALL FUND						
IAA	IA4014	TOWN HALL		\$ 2,779.43	\$ 531.86	
	TOTAL FUND		<u>\$ 122.40</u>	<u>\$ 2,779.43</u>	<u>\$ 531.86</u>	<u>\$ 2,369.97</u>
ARIZONA PIONEERS' HOME						
EMPLOYEE RECOGNITION FUND						
PIA	PI2449	EMPLOYEE RECOGNITION PROGRAM		\$ 19,645.90	\$ 9,923.58	
	TOTAL FUND		<u>\$ 3,016.11</u>	<u>\$ 19,645.90</u>	<u>\$ 9,923.58</u>	<u>\$ 12,738.43</u>
PIONEERS HOME STATE CHARITABLE EARNINGS FUND						
PIA	PI3129	APPROPRIATED ACTIVITY		\$ 589.29	\$ 4,073,226.59	
PIA	PI3129	NON GENERAL FUND REVENUE		5,406,301.85	-	
	TOTAL FUND		<u>\$ 4,123,339.02</u>	<u>\$ 5,406,891.14</u>	<u>\$ 4,073,226.59</u>	<u>\$ 5,457,003.57</u>
MINERS HOSPITAL FOR DISABLED MINERS LAND FUND						
PIA	PI3130	APPROPRIATED ACTIVITY		\$ 2,724.33	\$ 2,016,745.56	
PIA	PI3130	NON GENERAL FUND REVENUE		3,822,022.36	-	
	TOTAL FUND		<u>\$ 2,619,651.67</u>	<u>\$ 3,824,746.69</u>	<u>\$ 2,016,745.56</u>	<u>\$ 4,427,652.80</u>
ARIZONA PIONEERS HOME FUND						
PIA	PI3143	SPECIAL DONATIONS		\$ (3,548.89)	\$ 18,977.59	
PIA	PI3144	SPECIAL DONATIONS		50,728.40	(16,042.60)	
	TOTAL FUND		<u>\$ 393,450.80</u>	<u>\$ 47,179.51</u>	<u>\$ 2,934.99</u>	<u>\$ 437,695.32</u>
DEPARTMENT OF VETERANS SERVICE						
FEDERAL GRANT FUND						
VSA	VS2000	FEDERAL GRANTS		\$ 1,748,977.22	\$ 1,706,335.27	
	TOTAL FUND		<u>\$ 115,339.63</u>	<u>\$ 1,748,977.22</u>	<u>\$ 1,706,335.27</u>	<u>\$ 157,981.58</u>
STATE VETERANS CONSERVATORSHIP FUND						
VSA	VS2077	APPROPRIATED ACTIVITY		\$ (43,413.87)	\$ 307,487.66	
VSA	VS2077	VETERANS CONSERVATORSHIP-REV COLLECTOR		196,446.34	-	
	TOTAL FUND		<u>\$ 154,474.76</u>	<u>\$ 153,032.47</u>	<u>\$ 307,487.66</u>	<u>\$ 19.57</u>
MILITARY FAMILY RELIEF FUND						
VSA	VS2339	MILITARY FAMILY RELIEF DONATIONS		\$ 1,160,193.26	\$ 869,176.94	
	TOTAL FUND		<u>\$ 5,716,862.73</u>	<u>\$ 1,160,193.26</u>	<u>\$ 869,176.94</u>	<u>\$ 6,007,879.05</u>

See accompanying notes to financial statements.

STATE OF ARIZONA
STATEMENT OF REVENUES, EXPENDITURES AND CHANGES IN FUND BALANCE
BUDGETARY (LEGAL) BASIS
FOR THE YEAR ENDED JUNE 30, 2017

AGY	FUND	APPROPRIATION NAME	FUND BALANCE JULY 1, 2016	REVENUES AND TRANSFERS IN	EXPENDITURES AND TRANSFERS OUT	FUND BALANCE JUNE 30, 2017
STATE HOME FOR VETERANS TRUST FUND						
VSA	VS2355	APPROPRIATED ACTIVITY		\$ -	\$ 30,768,806.04	
VSA	VS2355	EXPENDITURE OFFSET		-	(38,160.36)	
VSA	VS2355	OTHER EXPENDITURE ACTIVITY		-	356,049.27	
VSA	VS2355	STATE VETERANS HOME-REVENUE		34,058,737.44	-	
VSA	VS2356	STATE VETERANS HOME-REVENUE		1,552.47	-	
	TOTAL FUND		\$ 16,766,271.95	\$ 34,060,289.91	\$ 31,086,694.95	\$ 19,739,866.91
VETERANS DONATION FUND						
VSA	VS2441	VDF ADMINISTRATION		\$ 2,585,975.02	\$ 2,410,201.02	
VSA	VS2441	EXPENDITURE OFFSET		-	(24,790.00)	
VSA	VS2441	OTHER EXPENDITURE ACTIVITY		-	25,633.85	
	TOTAL FUND		\$ 3,530,829.49	\$ 2,585,975.02	\$ 2,411,044.87	\$ 3,705,759.64
EMPLOYEE RECOGNITION FUND						
VSA	VS2449	EMPLOYEE RECOGNITION PROGRAM		\$ 2,045.14	\$ 1,301.81	
	TOTAL FUND		\$ 6,531.78	\$ 2,045.14	\$ 1,301.81	\$ 7,275.11
STATE VETERANS CEMETERY FUND						
VSA	VS2481	CEMETERY FEDERAL REIMBURSEMENT		\$ 247,313.16	\$ 252,227.95	
	TOTAL FUND		\$ 25,955.04	\$ 247,313.16	\$ 252,227.95	\$ 21,040.25
ARIZONA STATE VETERANS CEMETARY TRUST FUND						
VSA	VS2499	SO AZ VETERANS CEMETERY OPERATIONS		\$ 457,428.93	\$ 258,571.24	
	TOTAL FUND		\$ 645,071.71	\$ 457,428.93	\$ 258,571.24	\$ 843,929.40
INTERGOVERNMENTAL AND INTERAGENCY SERVICE AGREEMENT FUND						
VSA	VS2500	INTERAGENCY SERVICE AGREEMENT FUND		\$ (120,324.87)	\$ -	
	TOTAL FUND		\$ 120,324.87	\$ (120,324.87)	\$ -	\$ -
VETERANS FIDUCIARY FUND						
			\$ 3,003,177.38	\$ -	\$ -	\$ 3,003,177.38
WATER INFRASTRUCTURE FINANCE AUTHORITY						
GREATER ARIZONA DEVELOPMENT AUTHORITY REVOLVING FUND						
WFA	WF2311	GREATER ARIZONA DEVELOPMENT AUTHORITY		\$ (13,390,606.38)	\$ 106.69	
WFA	WF2311	OTHER EXPENDITURE ACTIVITY		-	1,736.14	
	TOTAL FUND		\$ 13,392,471.02	\$ (13,390,606.38)	\$ 1,842.83	\$ 21.81
FEDERAL GRANT FUND						
WFA	WF4310	OTHER EXPENDITURE ACTIVITY		\$ -	\$ 1,298.08	
WFA	WF4335	LOAN ASSISTANCE		34,084.98	34,084.98	
WFA	WF4335	OTHER EXPENDITURE ACTIVITY		-	4,413.49	
	TOTAL FUND		\$ (151,889.81)	\$ 34,084.98	\$ 39,796.55	\$ (157,601.38)
CLEAN WATER REVOLVING FUND						
WFA	WF4309	LOAN SERVICING		\$ (821,973.90)	\$ 80,513.52	
WFA	WF4312	ANNUAL DEBT SERVICE - LEVERAGED		(15,791,869.79)	-	
WFA	WF4313	ANNUAL DEBT SERVICE - STATE MATCH		(14,869,320.44)	-	
WFA	WF4315	DEBT SERVICE RESERVE		(3,549,366.77)	-	
WFA	WF4317	LOAN SERVICING		(18,920,693.17)	22,481.90	
WFA	WF4317	OTHER EXPENDITURE ACTIVITY		-	173.11	
WFA	WF4319	LOAN ASSISTANCE		(160,976,059.08)	69,658.44	
	TOTAL FUND		\$ 215,102,110.12	\$ (214,929,283.15)	\$ 172,826.97	\$ -
DRINKING WATER REVOLVING FUND						
WFA	WF4320	DEBT SERVICE RESERVE		\$ (2,888,073.59)	\$ -	
WFA	WF4322	LOAN SERVICING		(6,791,557.17)	120,771.02	
WFA	WF4322	OTHER EXPENDITURE ACTIVITY		-	32,999.81	
WFA	WF4324	LOAN ASSISTANCE		(46,675,532.76)	1,418,423.87	
WFA	WF4332	ANNUAL DEBT SERVICE - LEVERAGED		(5,086,145.51)	-	
WFA	WF4333	ANNUAL DEBT SERVICE - STATE MATCH		(9,177,113.04)	-	
	TOTAL FUND		\$ 72,190,616.77	\$ (70,618,422.07)	\$ 1,572,194.70	\$ -
INSPECTION AND REGULATION						

See accompanying notes to financial statements.

STATE OF ARIZONA
STATEMENT OF REVENUES, EXPENDITURES AND CHANGES IN FUND BALANCE
BUDGETARY (LEGAL) BASIS
FOR THE YEAR ENDED JUNE 30, 2017

AGY	FUND	APPROPRIATION NAME	FUND BALANCE JULY 1, 2016	REVENUES AND TRANSFERS IN	EXPENDITURES AND TRANSFERS OUT	FUND BALANCE JUNE 30, 2017
BOARD OF ACCOUNTANCY						
BOARD OF ACCOUNTANCY FUND						
ABA	AB2001	APPROPRIATED ACTIVITY		\$ -	\$ 1,540,592.69	
ABA	AB2001	REVENUE COLLECTIONS		1,825,203.01	-	
	TOTAL FUND		<u>\$ 2,512,961.18</u>	<u>\$ 1,825,203.01</u>	<u>\$ 1,540,592.69</u>	<u>\$ 2,797,571.50</u>
CREDIT CARD CLEARNING FUND						
ABA	AB2600	REVENUE COLLECTIONS		\$ (2,199.36)	\$ -	
	TOTAL FUND		<u>\$ -</u>	<u>\$ (2,199.36)</u>	<u>\$ -</u>	<u>\$ (2,199.36)</u>
RADIATION REGULATORY AGENCY						
FEDERAL GRANT FUND						
AEA	AE2000	FEDERAL GRANTS		\$ 30,432.61	\$ 30,432.61	
AEA	AE2000	RADIATION MEASUREMENT LABORATORY		60,000.00	84,046.60	
AEA	AE2000	X-RAY COMPLIANCE		141,274.90	105,855.69	
	TOTAL FUND		<u>\$ 30,616.44</u>	<u>\$ 231,707.51</u>	<u>\$ 220,334.90</u>	<u>\$ 41,989.05</u>
STATE RADIOLOGIC TECHNOLOGIST CERTIFICATION FUND						
AEA	AE2061	APPROPRIATED ACTIVITY		\$ -	\$ 274,479.44	
AEA	AE2061	REVENUE COLLECTIONS		265,267.89	-	
	TOTAL FUND		<u>\$ 72,919.13</u>	<u>\$ 265,267.89</u>	<u>\$ 274,479.44</u>	<u>\$ 63,707.58</u>
NUCLEAR EMERGENCY MANAGEMENT FUND						
AEA	AE2138	RADIATION MEASUREMENT LABORATORY		\$ 789,663.00	\$ 803,648.37	
	TOTAL FUND		<u>\$ 20,259.53</u>	<u>\$ 789,663.00</u>	<u>\$ 803,648.37</u>	<u>\$ 6,274.16</u>
LASER SAFETY FUND						
AEA	AE2388	NON-IONIZING		\$ -	\$ 48,666.68	
AEA	AE2388	REVENUE COLLECTIONS		47,852.50	-	
	TOTAL FUND		<u>\$ 4,273.95</u>	<u>\$ 47,852.50</u>	<u>\$ 48,666.68</u>	<u>\$ 3,459.77</u>
INTERGOVERNMENTAL AND INTERAGENCY SERVICE AGREEMENT FUND						
AEA	AE2500	ISA		\$ 81,396.09	\$ 81,396.09	
	TOTAL FUND		<u>\$ -</u>	<u>\$ 81,396.09</u>	<u>\$ 81,396.09</u>	<u>\$ -</u>
RADIATION REGULATORY FEE FUND						
AEA	AE2554	APPROPRIATED ACTIVITY		\$ -	\$ 571,158.56	
AEA	AE2554	REVENUE COLLECTIONS		581,337.97	-	
	TOTAL FUND		<u>\$ 48,789.76</u>	<u>\$ 581,337.97</u>	<u>\$ 571,158.56</u>	<u>\$ 58,969.17</u>
DEPARTMENT OF AGRICULTURE						
AGRICULTURAL CONSULTING AND TRAINING TRUST FUND						
AHA	AH1239	AGRICULTURAL CONSULTATION AND TRAINING		\$ -	\$ 236.54	
	TOTAL FUND		<u>\$ 31,541.18</u>	<u>\$ -</u>	<u>\$ 236.54</u>	<u>\$ 31,304.64</u>
FEDERAL GRANT FUND						
AHA	AH2000	AGRICULTURAL CONSULTATION AND TRAINING		\$ 1,182,649.22	\$ 1,198,773.65	
AHA	AH2000	ANIMAL DISEASE, OWNERSHIP - WELFARE PROT		304,255.00	362,759.38	
AHA	AH2000	ANIMAL PRODUCTS FOOD SAFETY		572,131.12	504,285.93	
AHA	AH2000	FRESH PRODUCE STANDARDIZATION		118,275.52	176,054.05	
AHA	AH2000	NATIVE PLANT		149,619.87	114,709.15	
AHA	AH2000	NON FOOD PRODUCT QUALITY ASSURANCE		9,576.00	7,222.17	
AHA	AH2000	PEST EXCLUSION		1,383,105.00	1,877,010.32	
AHA	AH2000	Pest Management		127,165.70	124,591.19	
AHA	AH2000	PESTICIDE COMPLIANCE AND WORKER SAFETY		497,166.97	392,008.31	
	TOTAL FUND		<u>\$ 466,042.18</u>	<u>\$ 4,343,944.40</u>	<u>\$ 4,757,414.15</u>	<u>\$ 52,572.43</u>
COMMERCIAL FEED TRUST FUND						
AHA	AH2012	ANIMAL DISEASE, OWNERSHIP & WELFARE PROT		\$ -	\$ 41,928.88	
AHA	AH2012	NON FOOD PRODUCT QUALITY ASSURANCE		367,695.53	193,391.33	
AHA	AH2012	STATE AGRICULTURAL LABORATORY		-	21,702.76	
	TOTAL FUND		<u>\$ 351,017.98</u>	<u>\$ 367,695.53</u>	<u>\$ 257,022.97</u>	<u>\$ 461,690.54</u>
STATE EGG INSPECTION TRUST FUND						

See accompanying notes to financial statements.

STATE OF ARIZONA
STATEMENT OF REVENUES, EXPENDITURES AND CHANGES IN FUND BALANCE
BUDGETARY (LEGAL) BASIS
FOR THE YEAR ENDED JUNE 30, 2017

AGY	FUND	APPROPRIATION NAME	FUND BALANCE JULY 1, 2016	REVENUES AND TRANSFERS IN	EXPENDITURES AND TRANSFERS OUT	FUND BALANCE JUNE 30, 2017
AHA	AH2022	ANIMAL PRODUCTS FOOD SAFETY		\$ 1,366,255.27	\$ 1,460,012.96	
	TOTAL FUND		\$ 676,306.19	\$ 1,366,255.27	\$ 1,460,012.96	\$ 582,548.50
PEST MANAGEMENT TRUST FUND						
AHA	AH2050	PEST MANAGEMENT		\$ 4,307,683.84	\$ 1,494,852.08	
	TOTAL FUND		\$ -	\$ 4,307,683.84	\$ 1,494,852.08	\$ 2,812,831.76
PESTICIDE TRUST FUND						
AHA	AH2051	NON FOOD PRODUCT QUALITY ASSURANCE		\$ 493,771.96	\$ 295,142.90	
AHA	AH2051	STATE AGRICULTURAL LABORATORY		-	21,908.25	
	TOTAL FUND		\$ 479,639.36	\$ 493,771.96	\$ 317,051.15	\$ 656,360.17
DANGEROUS PLANTS PESTS AND DISEASES TRUST FUND						
AHA	AH2054	PEST EXCLUSION		\$ 92,923.91	\$ 94,597.58	
	TOTAL FUND		\$ 107,256.84	\$ 92,923.91	\$ 94,597.58	\$ 105,583.17
SEED LAW TRUST FUND						
AHA	AH2064	NON FOOD PRODUCT QUALITY ASSURANCE		\$ 113,249.93	\$ 55,952.35	
	TOTAL FUND		\$ 179,628.93	\$ 113,249.93	\$ 55,952.35	\$ 236,926.51
LIVESTOCK CUSTODY TRUST FUND						
AHA	AH2065	ANIMAL DISEASE, OWNERSHIP & WELFARE PROT		\$ 34,845.51	\$ 64,323.08	
	TOTAL FUND		\$ 279,405.08	\$ 34,845.51	\$ 64,323.08	\$ 249,927.51
FERTILIZER MATERIALS TRUST FUND						
AHA	AH2081	NON FOOD PRODUCT QUALITY ASSURANCE		\$ 326,236.99	\$ 154,259.35	
AHA	AH2081	STATE AGRICULTURAL LABORATORY		-	103,925.53	
	TOTAL FUND		\$ 493,151.54	\$ 326,236.99	\$ 258,184.88	\$ 561,203.65
BEEF COUNCIL FUND						
AHA	AH2083	ANIMAL DISEASE, OWNERSHIP & WELFARE PROT		\$ 316,990.30	\$ 301,753.75	
	TOTAL FUND		\$ 34,703.69	\$ 316,990.30	\$ 301,753.75	\$ 49,940.24
ARIZONA FEDERAL-STATE INSPECTION FUND						
AHA	AH2113	FRESH PRODUCE STANDARDIZATION		\$ 3,108,111.87	\$ 2,779,566.85	
	TOTAL FUND		\$ 1,793,413.55	\$ 3,108,111.87	\$ 2,779,566.85	\$ 2,121,958.57
NUCLEAR EMERGENCY MANAGEMENT FUND						
AHA	AH2138	OFFSITE NUCLEAR EMERGENCY RESPONSE PLANS		\$ 198,434.00	\$ 178,151.26	
	TOTAL FUND		\$ 1,703.74	\$ 198,434.00	\$ 178,151.26	\$ 21,986.48
ARIZONA GRAIN RESEARCH TRUST FUND						
AHA	AH2201	ARIZONA GRAIN COUNCIL		\$ 139,087.93	\$ 150,247.52	
	TOTAL FUND		\$ 234,777.80	\$ 139,087.93	\$ 150,247.52	\$ 223,618.21
AIR QUALITY FUND						
AHA	AH2226	APPROPRIATED ACTIVITY		\$ 1,434,400.00	\$ 1,383,177.96	
	TOTAL FUND		\$ -	\$ 1,434,400.00	\$ 1,383,177.96	\$ 51,222.04
ICEBERG LETTUCE TRUST FUND						
AHA	AH2259	AZ ICEBERG LETTUCE RESEARCH COUNCIL		\$ 92,072.83	\$ 98,476.75	
	TOTAL FUND		\$ 71,155.70	\$ 92,072.83	\$ 98,476.75	\$ 64,751.78
CITRUS FRUIT AND VEGETABLE TRUST FUND						
AHA	AH2260	FRESH PRODUCE STANDARDIZATION		\$ 355,155.25	\$ 340,195.58	
	TOTAL FUND		\$ 148,101.80	\$ 355,155.25	\$ 340,195.58	\$ 163,061.47
AQUACULTURE TRUST FUND						
AHA	AH2297	ANIMAL DISEASE, OWNERSHIP & WELFARE PROT		\$ 5,091.93	\$ 24.00	
	TOTAL FUND		\$ 28,644.63	\$ 5,091.93	\$ 24.00	\$ 33,712.56
AZ PROTECTED NATIVE PLANT FUND						
AHA	AH2298	NATIVE PLANT		\$ 68,524.49	\$ 80,597.48	
	TOTAL FUND		\$ 48,831.40	\$ 68,524.49	\$ 80,597.48	\$ 36,758.41
ARIZONA CITRUS TRUST FUND						
AHA	AH2299	AZ CITRUS RESEARCH COUNCIL		\$ 43,916.55	\$ 50,811.31	

See accompanying notes to financial statements.

STATE OF ARIZONA
STATEMENT OF REVENUES, EXPENDITURES AND CHANGES IN FUND BALANCE
BUDGETARY (LEGAL) BASIS
FOR THE YEAR ENDED JUNE 30, 2017

AGY	FUND	APPROPRIATION NAME	FUND BALANCE JULY 1, 2016	REVENUES AND TRANSFERS IN	EXPENDITURES AND TRANSFERS OUT	FUND BALANCE JUNE 30, 2017
	TOTAL FUND		<u>\$ 88,247.50</u>	<u>\$ 43,916.55</u>	<u>\$ 50,811.31</u>	<u>\$ 81,352.74</u>
AGRICULTURAL PRODUCTS MARKETING						
AHA	AH2368	FRESH PRODUCE STANDARDIZATION		\$ 369,259.57	\$ 398,967.54	
	TOTAL FUND		<u>\$ 486,953.28</u>	<u>\$ 369,259.57</u>	<u>\$ 398,967.54</u>	<u>\$ 457,245.31</u>
LIVESTOCK AND CROP CONSERVATION FUND						
AHA	AH2378	AGRICULTURAL CONSULTATION AND TRAINING		\$ 8,853.62	\$ 482,047.84	
	TOTAL FUND		<u>\$ 1,113,964.62</u>	<u>\$ 8,853.62</u>	<u>\$ 482,047.84</u>	<u>\$ 640,770.40</u>
ARIZONA AGRICULTURE PROTECTION FUND						
	TOTAL FUND		<u>\$ 0.01</u>	<u>\$ -</u>	<u>\$ -</u>	<u>\$ 0.01</u>
AGRICULTURE ADMINISTRATIVE SUPPORT FUND						
AHA	AH2436	COMMODITY DEVELOPMENT AND PROMOTION		\$ 40,300.00	\$ 42,070.76	
	TOTAL FUND		<u>\$ 58,443.52</u>	<u>\$ 40,300.00</u>	<u>\$ 42,070.76</u>	<u>\$ 56,672.76</u>
COMMODITY PROMOTION FUND						
AHA	AH2458	COMMODITY DEVELOPMENT AND PROMOTION		\$ 8,811.76	\$ 10,774.02	
	TOTAL FUND		<u>\$ 14,307.29</u>	<u>\$ 8,811.76</u>	<u>\$ 10,774.02</u>	<u>\$ 12,345.03</u>
EQUINE INSPECTION FUND						
AHA	AH2489	ANIMAL DISEASE, OWNERSHIP & WELFARE PROT		\$ 179.24	\$ -	
	TOTAL FUND		<u>\$ 894.41</u>	<u>\$ 179.24</u>	<u>\$ -</u>	<u>\$ 1,073.65</u>
INTERGOVERNMENTAL AND INTERAGENCY SERVICE AGREEMENT FUND						
AHA	AH2500	ADMINISTRATIVE SERVICES		\$ -	\$ 56,688.22	
	TOTAL FUND		<u>\$ 59,612.86</u>	<u>\$ -</u>	<u>\$ 56,688.22</u>	<u>\$ 2,924.64</u>
CREDIT CARD CLEARING FUND						
AHA	AH2600	CREDIT CARD REVENUE		\$ 0.58	\$ -	
	TOTAL FUND		<u>\$ -</u>	<u>\$ 0.58</u>	<u>\$ -</u>	<u>\$ 0.58</u>
AGRICULTURE DESIGNATED MONIES FUND						
AHA	AH3011	ADMINISTRATIVE SERVICES		\$ 110,806.13	\$ 147,757.91	
AHA	AH3011	AGRICULTURAL CONSULTATION AND TRAINING		240,764.77	250,127.25	
AHA	AH3011	ANIMAL DISEASE, OWNERSHIP - WELFARE PROT		16,683.70	10,093.23	
AHA	AH3011	NON FOOD PRODUCT QUALITY ASSURANCE		14,560.00	15,020.26	
AHA	AH3011	PEST EXCLUSION		76,361.80	38,137.55	
AHA	AH3011	STATE AGRICULTURAL LABORATORY		59,837.00	22,032.89	
	TOTAL FUND		<u>\$ 709,258.76</u>	<u>\$ 519,013.40</u>	<u>\$ 483,169.09</u>	<u>\$ 745,103.07</u>
INDIRECT COST RECOVERY FUND						
AHA	AH9000	ADMINISTRATIVE SERVICES		\$ 17,016.18	\$ 273,015.08	
AHA	AH9000	ANIMAL PRODUCTS FOOD SAFETY		62,514.66	-	
AHA	AH9000	PESTICIDE COMPLIANCE AND WORKER SAFETY		40,791.94	-	
	TOTAL FUND		<u>\$ 660,974.65</u>	<u>\$ 120,322.78</u>	<u>\$ 273,015.08</u>	<u>\$ 508,282.35</u>
ACUPUNCTURE BOARD OF EXAMINERS						
ACUPUNCTURE BOARD OF EXAMINERS FUND						
ANA	AN2412	APPROPRIATED ACTIVITY		\$ -	\$ 163,921.28	
ANA	AN2412	REVENUE COLLECTIONS		162,477.00	-	
	TOTAL FUND		<u>\$ 167,698.18</u>	<u>\$ 162,477.00</u>	<u>\$ 163,921.28</u>	<u>\$ 166,253.90</u>
BOARD OF ATHLETIC TRAINING						
ATHLETIC TRAINING FUND						
BAA	BA2583	APPROPRIATED ACTIVITY		\$ -	\$ 112,848.99	
BAA	BA2583	REVENUE COLLECTIONS		129,433.40	-	
	TOTAL FUND		<u>\$ 168,944.07</u>	<u>\$ 129,433.40</u>	<u>\$ 112,848.99</u>	<u>\$ 185,528.48</u>
BOARD OF BARBERS						
BOARD OF BARBERS FUND						
BBA	BB2007	APPROPRIATED ACTIVITY		\$ -	\$ 304,497.32	
BBA	BB2007	REVENUE COLLECTIONS		401,251.60	-	
	TOTAL FUND		<u>\$ 583,719.99</u>	<u>\$ 401,251.60</u>	<u>\$ 304,497.32</u>	<u>\$ 680,474.27</u>

See accompanying notes to financial statements.

STATE OF ARIZONA
STATEMENT OF REVENUES, EXPENDITURES AND CHANGES IN FUND BALANCE
BUDGETARY (LEGAL) BASIS
FOR THE YEAR ENDED JUNE 30, 2017

AGY	FUND	APPROPRIATION NAME	FUND BALANCE JULY 1, 2016	REVENUES AND TRANSFERS IN	EXPENDITURES AND TRANSFERS OUT	FUND BALANCE JUNE 30, 2017
DEPARTMENT OF FINANCIAL INSTITUTIONS						
MORTGAGE RECOVERY FUND						
BDA	BD1997	MORTGAGE RECOVERY FUND		\$ 183,431.74	\$ -	
	TOTAL FUND		\$ 2,213,547.27	\$ 183,431.74	\$ -	\$ 2,396,979.01
FINANCIAL SERVICES FUND						
BDA	BD1998	APPROPRIATED ACTIVITY		\$ -	\$ 1,433,162.03	
BDA	BD1998	REVENUE COLLECTIONS		4,596,895.77	-	
	TOTAL FUND		\$ 8,714,649.74	\$ 4,596,895.77	\$ 1,433,162.03	\$ 11,878,383.48
BANKING DEPARTMENT REVOLVING FUND						
BDA	BD2126	SUPERVISION		\$ 731,608.87	\$ 761,991.97	
	TOTAL FUND		\$ 196,200.00	\$ 731,608.87	\$ 761,991.97	\$ 165,816.90
BOARD OF APPRAISAL FUND						
BDA	BD2270	APPROPRIATED ACTIVITY		\$ 6.96	\$ 540,752.79	
BDA	BD2270	REVENUE COLLECTIONS		642,463.66	-	
	TOTAL FUND		\$ 377,151.01	\$ 642,470.62	\$ 540,752.79	\$ 478,868.84
INTERGOVERNMENTAL AND INTERAGENCY SERVICE AGREEMENT FUND						
BDA	BD2500	SUPERVISION OPERATIONS		\$ -	\$ 1,136.43	
	TOTAL FUND		\$ 1,136.43	\$ -	\$ 1,136.43	\$ -
DEPARTMENT RECEIVERSHIP REVOLVING FUND						
BDA	BD3023	RECEIVERSHIPS		\$ 579,607.79	\$ 445,373.23	
	TOTAL FUND		\$ 2,020,191.78	\$ 579,607.79	\$ 445,373.23	\$ 2,154,426.34
BOARD OF BEHAVIORAL HEALTH EXAMINERS						
BOARD OF BEHAVIORAL HEALTH EXAMINERS FUND						
BHA	BH2256	APPROPRIATED ACTIVITY		\$ -	\$ 1,555,878.24	
BHA	BH2256	REVENUE COLLECTIONS		1,777,814.64	-	
	TOTAL FUND		\$ 1,807,631.90	\$ 1,777,814.64	\$ 1,555,878.24	\$ 2,029,568.30
ARIZONA STATE BOARD OF NURSING						
FEDERAL GRANT FUND						
BNA	BN2000	CNA PROGRAMS		\$ 414,699.99	\$ 414,822.32	
	TOTAL FUND		\$ 395.76	\$ 414,699.99	\$ 414,822.32	\$ 273.43
	STATEWIDE DONATIONS FUND		\$ 21,978.48	\$ -	\$ -	\$ 21,978.48
BOARD OF NURSING FUND						
BNA	BN2044	APPROPRIATED ACTIVITY		\$ -	\$ 4,803,225.69	
BNA	BN2044	REVENUE COLLECTIONS		5,192,210.13	-	
	TOTAL FUND		\$ 3,695,075.24	\$ 5,192,210.13	\$ 4,803,225.69	\$ 4,084,059.68
CREDIT CARD CLEARING FUND						
BNA	BN2600	REVENUE COLLECTIONS		\$ (125,250.66)	\$ -	
	TOTAL FUND		\$ 123,641.66	\$ (125,250.66)	\$ -	\$ (1,609.00)
ARIZONA COMMERCE AUTHORITY						
ARIZONA JOB TRAINING FUND						
CAA	CA1237	JOB TRAINING FUND		\$ 1,492,251.30	\$ 5,000,000.00	
	TOTAL FUND		\$ 34,177,581.43	\$ 1,492,251.30	\$ 5,000,000.00	\$ 30,669,832.73
CEDC LOCAL COMMUNITIES FUND						
CAA	CA2498	LOCAL COMMUNITIES FUND		\$ 0.04	\$ 74.45	
	TOTAL FUND		\$ 74.41	\$ 0.04	\$ 74.45	\$ -
ARIZONA COMMERCE AUTHORITY FUND						
CAA	CA2547	ARIZONA COMMERCE AUTHORITY		\$ 10,302,884.52	\$ 10,094,230.29	
	TOTAL FUND		\$ 1,476,283.07	\$ 10,302,884.52	\$ 10,094,230.29	\$ 1,684,937.30

See accompanying notes to financial statements.

STATE OF ARIZONA
STATEMENT OF REVENUES, EXPENDITURES AND CHANGES IN FUND BALANCE
BUDGETARY (LEGAL) BASIS
FOR THE YEAR ENDED JUNE 30, 2017

AGY	FUND	APPROPRIATION NAME	FUND BALANCE JULY 1, 2016	REVENUES AND TRANSFERS IN	EXPENDITURES AND TRANSFERS OUT	FUND BALANCE JUNE 30, 2017
ARIZONA COMPETES FUND						
CAA	CA2548	ARIZONA COMMERCE AUTHORITY		\$ 15,527,700.76	\$ 8,000,000.00	
	TOTAL FUND		<u>\$ 29,274,061.73</u>	<u>\$ 15,527,700.76</u>	<u>\$ 8,000,000.00</u>	<u>\$ 36,801,762.49</u>
BOARD OF COSMETOLOGY						
BOARD OF COSMETOLOGY FUND						
CBA	CB2017	APPROPRIATED ACTIVITY		\$ -	\$ 1,822,858.37	
CBA	CB2017	INVESTIGATION & HEARING COST RECOVERY		149,252.55	71,588.12	
CBA	CB2017	NON-APPROPRIATED		1,698,975.52	-	
	TOTAL FUND		<u>\$ 8,370,814.57</u>	<u>\$ 1,848,228.07</u>	<u>\$ 1,894,446.49</u>	<u>\$ 8,324,596.15</u>
CORPORATION COMMISSION						
FEDERAL GRANT FUND						
CCA	CC2000	PIPELINE SAFETY DIV - FEDERAL PROGRAMS		\$ 1,101,959.00	\$ 1,043,248.21	
CCA	CC2000	REVENUE COLLECTIONS		65,801.00	-	
	TOTAL FUND		<u>\$ 3,653,561.14</u>	<u>\$ 1,167,760.00</u>	<u>\$ 1,043,248.21</u>	<u>\$ 3,778,072.93</u>
UTILITY SITING FUND						
CCA	CC2076	REVENUE COLLECTIONS		\$ 21,245.55	\$ -	
CCA	CC2076	UTILITIES DIVISION - LINE SITING FUNDS		-	548.03	
	TOTAL FUND		<u>\$ 28,508.44</u>	<u>\$ 21,245.55</u>	<u>\$ 548.03</u>	<u>\$ 49,205.96</u>
UTILITY REGULATION REVOLVING FUND						
CCA	CC2172	APPROPRIATED ACTIVITY		\$ 16,697,499.37	\$ 14,361,358.41	
CCA	CC2172	REVENUE COLLECTIONS		10,392,040.29	-	
	TOTAL FUND		<u>\$ 4,185,562.27</u>	<u>\$ 27,089,539.66</u>	<u>\$ 14,361,358.41</u>	<u>\$ 16,913,743.52</u>
	TOTAL FUND		<u>\$ 144,156.48</u>	<u>\$ -</u>	<u>\$ -</u>	<u>\$ 144,156.48</u>
RESIDENTIAL UTILITY CONSUMER OFFICE REVOLVING FUND						
CCA	CC2175	REVENUE COLLECTIONS		\$ 596,928.16	\$ -	
	TOTAL FUND		<u>\$ 315.63</u>	<u>\$ 596,928.16</u>	<u>\$ -</u>	<u>\$ 597,243.79</u>
SECURITIES REGULATORY ENFORCEMENT FUND						
CCA	CC2264	APPROPRIATED ACTIVITY		\$ 856.20	\$ 4,981,985.26	
CCA	CC2264	REVENUE COLLECTIONS		(839,016.60)	-	
	TOTAL FUND		<u>\$ 6,785,175.84</u>	<u>\$ (838,160.40)</u>	<u>\$ 4,981,985.26</u>	<u>\$ 965,030.18</u>
UTILITY SURETY FUND						
CCA	CC2321	REVENUE COLLECTIONS		\$ 20.00	\$ -	
	TOTAL FUND		<u>\$ 410.00</u>	<u>\$ 20.00</u>	<u>\$ -</u>	<u>\$ 430.00</u>
PUBLIC ACCESS FUND						
CCA	CC2333	APPROPRIATED ACTIVITY		\$ -	\$ 7,344,845.27	
CCA	CC2333	REVENUE COLLECTIONS		7,528,328.46	-	
CCA	CC2334	REVENUE COLLECTIONS		(7,674.38)	-	
	TOTAL FUND		<u>\$ 2,095,759.23</u>	<u>\$ 7,520,654.08</u>	<u>\$ 7,344,845.27</u>	<u>\$ 2,271,568.04</u>
INVESTMENT MANAGEMENT REGULATORY ENFORCEMENT FUND						
CCA	CC2404	APPROPRIATED ACTIVITY		\$ -	\$ 2,846,222.76	
CCA	CC2404	REVENUE COLLECTIONS		3,075,851.59	-	
	TOTAL FUND		<u>\$ 1,470,411.28</u>	<u>\$ 3,075,851.59</u>	<u>\$ 2,846,222.76</u>	<u>\$ 1,700,040.11</u>
INTERGOVERNMENTAL AND INTERAGENCY SERVICE AGREEMENT FUND						
CCA	CC2500	OTHER AGENCY REIMBURSEMENTS		\$ -	\$ (171.57)	
CCA	CC2500	REVENUE COLLECTIONS		1,702.20	-	
	TOTAL FUND		<u>\$ 4,458.22</u>	<u>\$ 1,702.20</u>	<u>\$ (171.57)</u>	<u>\$ 6,331.99</u>
ARIZONA COMPETES FUND						
CCA	CC2548	REVENUE COLLECTIONS		\$ (1,119.47)	\$ -	
	TOTAL FUND		<u>\$ 1,119.47</u>	<u>\$ (1,119.47)</u>	<u>\$ -</u>	<u>\$ -</u>
CREDIT CARD CLEARING FUND						
CCA	CC2600	REVENUE COLLECTIONS		\$ 4,696,621.95	\$ -	
	TOTAL FUND		<u>\$ (3,633,565.17)</u>	<u>\$ 4,696,621.95</u>	<u>\$ -</u>	<u>\$ 1,063,056.78</u>

See accompanying notes to financial statements.

STATE OF ARIZONA
STATEMENT OF REVENUES, EXPENDITURES AND CHANGES IN FUND BALANCE
BUDGETARY (LEGAL) BASIS
FOR THE YEAR ENDED JUNE 30, 2017

AGY	FUND	APPROPRIATION NAME	FUND BALANCE JULY 1, 2016	REVENUES AND TRANSFERS IN	EXPENDITURES AND TRANSFERS OUT	FUND BALANCE JUNE 30, 2017
ARIZONA ARTS TRUST FUND						
CCA	CC3043	APPROPRIATED ACTIVITY		\$ 49,900.00	\$ 47,634.36	
	TOTAL FUND		<u>\$ 837.46</u>	<u>\$ 49,900.00</u>	<u>\$ 47,634.36</u>	<u>\$ 3,103.10</u>
COURT ORDERED TRUST FUND						
CCA	CC3180	REVENUE COLLECTIONS		\$ (571,337.71)	\$ -	
CCA	CC3180	SECURITIES DIVISION - RESTITUTIONS		9,331.33	-	
	TOTAL FUND		<u>\$ 1,231,219.35</u>	<u>\$ (562,006.38)</u>	<u>\$ -</u>	<u>\$ 669,212.97</u>
OFFICE OF ECONOMIC OPPORTUNITY OPERATIONS FUND						
CCA	CC3888	REVENUE COLLECTIONS		\$ 113,184.67	\$ -	
	TOTAL FUND		<u>\$ -</u>	<u>\$ 113,184.67</u>	<u>\$ -</u>	<u>\$ 113,184.67</u>
BOARD OF CHIROPRACTIC EXAMINERS						
BOARD OF CHIROPRACTIC EXAMINERS FUND						
CEA	CE2010	APPROPRIATED ACTIVITY		\$ -	\$ 453,863.08	
CEA	CE2010	REVENUE COLLECTIONS		428,517.05	-	
	TOTAL FUND		<u>\$ 231,450.78</u>	<u>\$ 428,517.05</u>	<u>\$ 453,863.08</u>	<u>\$ 206,104.75</u>
CONSTABLE ETHICS STDS AND TRAINING BOARD						
CONSTABLE ETHICS STANDARDS AND TRAINING FUND						
CNA	CN2346	CONSTABLE ETHICS STANDARDS & TRNG BOARD		\$ 237,119.97	\$ 269,268.22	
CNA	CN2347	CONSTABLE ETHICS STANDARDS & TRNG BOARD		59,279.97	39,302.43	
	TOTAL FUND		<u>\$ 491,648.89</u>	<u>\$ 296,399.94</u>	<u>\$ 308,570.65</u>	<u>\$ 479,478.18</u>
COTTON RESEARCH AND PROTECTION COUNCIL						
FEDERAL GRANT FUND						
CRA	CR2000	COTTON COUNCIL		\$ 480,597.00	\$ 480,597.00	
	TOTAL FUND		<u>\$ -</u>	<u>\$ 480,597.00</u>	<u>\$ 480,597.00</u>	<u>\$ -</u>
COTTON RESEARCH FUND						
CRA	CR2013	COTTON COUNCIL		\$ 3,468,712.82	\$ 2,357,028.52	
	TOTAL FUND		<u>\$ 3,735,789.41</u>	<u>\$ 3,468,712.82</u>	<u>\$ 2,357,028.52</u>	<u>\$ 4,847,473.71</u>
BOARD OF DISPENSING OPTICIANS						
BOARD OF DISPENSING OPTICIANS FUND						
DOA	DO2046	APPROPRIATED ACTIVITY		\$ -	\$ 136,479.94	
DOA	DO2046	NON-APPROPRIATED		158,463.00	-	
	TOTAL FUND		<u>\$ 303,689.09</u>	<u>\$ 158,463.00</u>	<u>\$ 136,479.94</u>	<u>\$ 325,672.15</u>
BOARD OF DENTAL EXAMINERS						
DENTAL BOARD FUND						
DXA	DX2020	APPROPRIATED ACTIVITY		\$ -	\$ 1,106,874.05	
DXA	DX2020	REVENUE COLLECTIONS		1,766,330.41	-	
	TOTAL FUND		<u>\$ 4,950,434.28</u>	<u>\$ 1,766,330.41</u>	<u>\$ 1,106,874.05</u>	<u>\$ 5,609,890.64</u>
BOARD OF FUNERAL DIRECTORS AND EMBALMERS						
BOARD OF FUNERAL DIRECTORS AND EMBALMERS FUND						
FDA	FD2026	APPROPRIATED ACTIVITY		\$ -	\$ 369,719.34	
FDA	FD2026	REVENUE COLLECTIONS		437,579.56	-	
	TOTAL FUND		<u>\$ 418,455.75</u>	<u>\$ 437,579.56</u>	<u>\$ 369,719.34</u>	<u>\$ 486,315.97</u>
DEPARTMENT OF GAMING						
GREYHOUND AND REITED RACEHOUSE ADOPTION FUND						
GMA	GM2015	RACEHORSE ADOPTION PROGRAM		\$ 1,756.01	\$ 1,438.01	
	TOTAL FUND		<u>\$ 45.00</u>	<u>\$ 1,756.01</u>	<u>\$ 1,438.01</u>	<u>\$ 363.00</u>
RACING ADMINISTRATION FUND						
GMA	GM2018	GENERAL FUND AND RACING REG REVENUE		\$ (23,692.48)	\$ -	

See accompanying notes to financial statements.

STATE OF ARIZONA
STATEMENT OF REVENUES, EXPENDITURES AND CHANGES IN FUND BALANCE
BUDGETARY (LEGAL) BASIS
FOR THE YEAR ENDED JUNE 30, 2017

AGY	FUND	APPROPRIATION NAME	FUND BALANCE JULY 1, 2016	REVENUES AND TRANSFERS IN	EXPENDITURES AND TRANSFERS OUT	FUND BALANCE JUNE 30, 2017
TOTAL FUND			<u>\$ 23,692.48</u>	<u>\$ (23,692.48)</u>	<u>\$ -</u>	<u>\$ -</u>
ST LOTTERY FUND						
GMA	GM2122	APPROPRIATED ACTIVITY		\$ 300,000.00	\$ 300,000.00	
TOTAL FUND			<u>\$ 382.10</u>	<u>\$ 300,000.00</u>	<u>\$ 300,000.00</u>	<u>\$ 382.10</u>
SW FINGERPRINT CLEARING ACCOUNT						
GMA	GM2159	FINGERPRINT PROCESSING		\$ 52,538.00	\$ 55,528.00	
TOTAL FUND			<u>\$ 4,575.62</u>	<u>\$ 52,538.00</u>	<u>\$ 55,528.00</u>	<u>\$ 1,585.62</u>
AZ BREEDERS AWARD FUND						
GMA	GM2206	BREEDERS AWARD - 5 PERCENT COLLECTION		\$ 235,479.66	\$ 236,571.71	
TOTAL FUND			<u>\$ 10,344.71</u>	<u>\$ 235,479.66</u>	<u>\$ 236,571.71</u>	<u>\$ 9,252.66</u>
PERMANENT TRIBAL-STATE COMPACT FUND						
GMA	GM2340	APPROPRIATED ACTIVITY		\$ (566.04)	\$ 1,487,358.19	
GMA	GM2340	REVENUE - CERTIFICATION		1,770,960.03	-	
TOTAL FUND			<u>\$ 1,795,175.75</u>	<u>\$ 1,770,393.99</u>	<u>\$ 1,487,358.19</u>	<u>\$ 2,078,211.55</u>
ARIZONA BENEFITS FUND						
GMA	GM2350	APPROPRIATED ACTIVITY		\$ 200,131.43	\$ 9,273,281.06	
GMA	GM2350	AZ BENEFITS FUND - REVENUE CLEARING ACCT		8,814,101.26	-	
TOTAL FUND			<u>\$ 2,251,232.76</u>	<u>\$ 9,014,232.69</u>	<u>\$ 9,273,281.06</u>	<u>\$ 1,992,184.39</u>
RACING INVESTIGATION FUND						
GMA	GM2369	RACING INVESTIGATION		\$ 10,278.00	\$ 35.35	
TOTAL FUND			<u>\$ 20,404.24</u>	<u>\$ 10,278.00</u>	<u>\$ 35.35</u>	<u>\$ 30,646.89</u>
UNARMED COMBAT EVENTS FUND						
GMA	GM2393	UNARMED COMBAT		\$ 31,555.35	\$ 29,165.03	
TOTAL FUND			<u>\$ 71,433.83</u>	<u>\$ 31,555.35</u>	<u>\$ 29,165.03</u>	<u>\$ 73,824.15</u>
INTERGOVERNMENTAL AND INTERAGENCY SERVICE AGREEMENT FUND						
GMA	GM2500	INTERAGENCY AND INTERGOVERNMENTAL AGREE		\$ 2,175,000.00	\$ 1,776,488.20	
TOTAL FUND			<u>\$ 55,819.85</u>	<u>\$ 2,175,000.00</u>	<u>\$ 1,776,488.20</u>	<u>\$ 454,331.65</u>
RACING REGULATIONS FUND						
GMA	GM2556	APPROPRIATED ACTIVITY		\$ -	\$ 2,086,354.39	
GMA	GM2556	GENERAL FUND AND RACING REG REVENUE		2,747,184.74	-	
TOTAL FUND			<u>\$ 1,195,648.65</u>	<u>\$ 2,747,184.74</u>	<u>\$ 2,086,354.39</u>	<u>\$ 1,856,479.00</u>
CREDIT CARD CLEARING FUND						
GMA	GM2600	CREDIT CARD CLEARING ACCOUNT		\$ 197.34	\$ 253.15	
TOTAL FUND			<u>\$ (515.32)</u>	<u>\$ 197.34</u>	<u>\$ 253.15</u>	<u>\$ (571.13)</u>
RACING COMMISSION BOND DEPOSIT FUND			<u>\$ 55,572.47</u>	<u>\$ -</u>	<u>\$ -</u>	<u>\$ 55,572.47</u>
BOARD OF HOMEOPATHIC EXAMINERS						
BOARD OF HOMEOPATHIC MED EXAMINERS FUND						
HEA	HE2041	APPROPRIATED ACTIVITY		\$ -	\$ 65,829.92	
HEA	HE2041	NON-APPROPRIATED		76,545.00	-	
TOTAL FUND			<u>\$ 7,465.14</u>	<u>\$ 76,545.00</u>	<u>\$ 65,829.92</u>	<u>\$ 18,180.22</u>
INDUSTRIAL COMMISSION						
FEDERAL GRANT FUND						
ICA	IC2000	BUREAU OF LABOR STATISTICS		\$ 166,851.74	\$ 105,234.36	
ICA	IC2000	OCCUPATIONAL SAFETY AND HEALTH ACT 23G		3,315,572.49	2,056,188.46	
ICA	IC2000	OSHA - CONSULTATION AGREEMENTS 21D		717,536.24	715,619.03	
TOTAL FUND			<u>\$ (706,926.12)</u>	<u>\$ 4,199,960.47</u>	<u>\$ 2,877,041.85</u>	<u>\$ 615,992.50</u>
INDUSTRIAL COMMISSION REVOLVING FUND						
ICA	IC2002	ADMINISTRATIVE - REVOLVING		\$ (14,716.50)	\$ (4,072.40)	
ICA	IC2002	EDUCATION AND TRAINING		152,044.20	145,467.09	
ICA	IC2002	WAGE CLAIMS		1,780.51	-	
TOTAL FUND			<u>\$ 232,761.34</u>	<u>\$ 139,108.21</u>	<u>\$ 141,394.69</u>	<u>\$ 230,474.86</u>

See accompanying notes to financial statements.

STATE OF ARIZONA
STATEMENT OF REVENUES, EXPENDITURES AND CHANGES IN FUND BALANCE
BUDGETARY (LEGAL) BASIS
FOR THE YEAR ENDED JUNE 30, 2017

AGY	FUND	APPROPRIATION NAME	FUND BALANCE JULY 1, 2016	REVENUES AND TRANSFERS IN	EXPENDITURES AND TRANSFERS OUT	FUND BALANCE JUNE 30, 2017
ADMINISTRATIVE FUND						
ICA	IC2177	APPROPRIATED ACTIVITY		\$ -	\$ 18,543,559.33	
ICA	IC2177	REVENUE COLLECTIONS		20,945,475.26	-	
TOTAL FUND			\$ 8,249,760.43	\$ 20,945,475.26	\$ 18,543,559.33	\$ 10,651,676.36
INTERGOVERNMENTAL AGREEMENTS FUND						
ICA	IC2180	EXPENDITURE OFFSET		\$ -	\$ (76,736.17)	
ICA	IC2180	OTHER EXPENDITURE ACTIVITY		-	264,981.21	
ICA	IC2180	PRIOR YEAR ADJUSTMENT		-	(12,320.03)	
ICA	IC2180	SPECIAL FUND NON-APPROPRIATED		37,727,155.56	29,063,897.75	
TOTAL FUND			\$ 89,351,204.81	\$ 37,727,155.56	\$ 29,239,822.76	\$ 97,838,537.61
CREDIT CARD CLEARING FUND						
ICA	IC2600	CREDIT CARD CLEARING		\$ 9,926.19	\$ (9,161.55)	
TOTAL FUND			\$ (17,349.21)	\$ 9,926.19	\$ (9,161.55)	\$ 1,738.53
DEPARTMENT OF INSURANCE						
FEDERAL GRANT FUND						
IDA	ID2000	FEDERAL GRANTS		\$ 208,549.03	\$ 208,549.03	
TOTAL FUND			\$ -	\$ 208,549.03	\$ 208,549.03	\$ -
INSURANCE EXAMINERS REVOLVING FUND						
IDA	ID2034	INSURANCE INDUSTRY EXAMINATIONS		\$ 3,272,319.38	\$ 3,609,672.09	
TOTAL FUND			\$ 1,496,997.98	\$ 3,272,319.38	\$ 3,609,672.09	\$ 1,159,645.27
ARIZONA PROPERTY-CASUALTY INS GUAR FUND						
IDA	ID2114	PROPERTY AND CASUALTY INSURED PROTECTION		\$ 281,945.55	\$ 288,518.52	
TOTAL FUND			\$ 77,140.13	\$ 281,945.55	\$ 288,518.52	\$ 70,567.16
LIFE AND DISABILITY INSURANCE GUARANTY FUND						
IDA	ID2154	LIFE AND DISABILITY INSURED PROTECTION		\$ 231,278.17	\$ 226,727.07	
TOTAL FUND			\$ 57,556.03	\$ 231,278.17	\$ 226,727.07	\$ 62,107.13
INSURANCE DEPARTMENT FINGERPRINTING FUND						
IDA	ID2163	FINGERPRINT CD CRIMINAL BACKGRND PROCESS		\$ (3,051.00)	\$ -	
TOTAL FUND			\$ 7,443.00	\$ (3,051.00)	\$ -	\$ 4,392.00
ASSESSMENT FUND FOR VOLUNTARY PLANS FUND						
IDA	ID2316	LIABILITY INSURANCE VOLUNTARY PLAN ADMIN		\$ (600.00)	\$ -	
TOTAL FUND			\$ 307,804.83	\$ (600.00)	\$ -	\$ 307,204.83
CAPTIVE INSURANCE REGULATORY SUPERVISION FUND						
IDA	ID2377	CAPTIVE INSURER OVERSIGHT		\$ 617,696.65	\$ 661,447.13	
TOTAL FUND			\$ 491,299.31	\$ 617,696.65	\$ 661,447.13	\$ 447,548.83
HEALTH CARE APPEALS FUND						
IDA	ID2467	HEALTH CARE APPEALS EVALUATION		\$ 306,836.00	\$ 335,016.11	
TOTAL FUND			\$ 153,762.09	\$ 306,836.00	\$ 335,016.11	\$ 125,581.98
FINANCIAL SURVEILLANCE FUND						
IDA	ID2473	FIN SURVEILLANCE OF DOMESTIC INSURERS		\$ 322,800.00	\$ 398,320.18	
TOTAL FUND			\$ 561,587.56	\$ 322,800.00	\$ 398,320.18	\$ 486,067.38
INTERGOVERNMENTAL AND INTERAGENCY SERVICE AGREEMENT FUND						
IDA	ID2500	INTERAGENCY SERVICE AGREEMENTS		\$ -	\$ 3,308.10	
TOTAL FUND			\$ 4,436.00	\$ -	\$ 3,308.10	\$ 1,127.90
RECEIVERSHIP LIQUIDATION FUND						
IDA	ID3104	RECEIVERSHIP ADMINISTRATION		\$ 3,900.84	\$ 34,254.81	
TOTAL FUND			\$ (316.11)	\$ 3,900.84	\$ 34,254.81	\$ (30,670.08)
INSURANCE TAX PREMIUM CLEARING FUND						
IDA	ID3727	PREMIUM TAX REVENUES: NON-REVERTING		\$ (2,924,446.01)	\$ -	
TOTAL FUND			\$ 2,942,006.71	\$ (2,924,446.01)	\$ -	\$ 17,560.70

See accompanying notes to financial statements.

STATE OF ARIZONA
STATEMENT OF REVENUES, EXPENDITURES AND CHANGES IN FUND BALANCE
BUDGETARY (LEGAL) BASIS
FOR THE YEAR ENDED JUNE 30, 2017

AGY	FUND	APPROPRIATION NAME	FUND BALANCE JULY 1, 2016	REVENUES AND TRANSFERS IN	EXPENDITURES AND TRANSFERS OUT	FUND BALANCE JUNE 30, 2017
DEPARTMENT OF LIQUOR LICENSES AND CONTROL						
LIQUOR LICENSES FUND						
LLA	LL1996	APPROPRIATED ACTIVITY		\$ -	\$ 3,858,729.88	
LLA	LL1996	REVENUE COLLECTIONS		3,210,110.20	-	
TOTAL FUND			\$ 900,160.15	\$ 3,210,110.20	\$ 3,858,729.88	\$ 251,540.47
FEDERAL GRANT FUND						
LLA	LL2000	UNDERAGE OJJDP		\$ 291,336.39	\$ 292,169.20	
TOTAL FUND			\$ 3,247.73	\$ 291,336.39	\$ 292,169.20	\$ 2,414.92
STATEWIDE DONATIONS FUND			\$ 403.94	\$ -	\$ -	\$ 403.94
STATEWIDE FINGERPRINT CLEARING ACCOUNT						
LLA	LL2159	FBI FINGERPRINTING		\$ (3,784.00)	\$ -	
TOTAL FUND			\$ 6,798.00	\$ (3,784.00)	\$ -	\$ 3,014.00
INTERGOVERNMENTAL AND INTERAGENCY SERVICE AGREEMENT FUND						
LLA	LL2500	ISA		\$ 27,707.77	\$ 855.50	
TOTAL FUND			\$ -	\$ 27,707.77	\$ 855.50	\$ 26,852.27
LICENSE FEES-AUDIT-ENFORCEMENT SURCHARGES FUND						
LLA	LL3008	STATE SPECIAL COLLECTIONS		\$ 2,120,857.04	\$ -	
LLA	LL3010	AUDIT SURCHARGE		168,790.00	180,360.12	
LLA	LL3011	ENFORCEMENT SURCHRG - ENFORCEMENT		406,440.00	413,413.66	
LLA	LL3012	ENFORCEMENT SURCHRG -MULTIPLE COMPLAINTS		356,015.00	365,666.85	
LLA	LL3017	DEPT OF LIQUOR LICENSES & CONTROL ISSUANCE		118,800.00	-	
LLA	LL3018	DEPT OF LIQUOR LICENSES & CONTROL RENEWAL		22,200.00	-	
TOTAL FUND			\$ 1,059,245.16	\$ 3,193,102.04	\$ 959,440.63	\$ 3,292,906.57
ANTI-RACKETEERING REVOLVING FUND						
LLA	LL3066	RICO		\$ 25,000.00	\$ 10,794.88	
TOTAL FUND			\$ 13,740.15	\$ 25,000.00	\$ 10,794.88	\$ 27,945.27
ARIZONA MEDICAL BOARD						
STATEWIDE DONATIONS FUND						
MEA	ME2025	IMPLEMENT MEDICAL BOARD LICENSURE COMPACT		\$ 10,000.00	\$ -	
TOTAL FUND			\$ -	\$ 10,000.00	\$ -	\$ 10,000.00
ARIZONA MEDICAL BOARD FUND						
MEA	ME2038	APPROPRIATED ACTIVITY		\$ -	\$ 6,158,241.50	
MEA	ME2038	REVENUE COLLECTIONS		6,715,095.15	-	
TOTAL FUND			\$ 5,826,888.25	\$ 6,715,095.15	\$ 6,158,241.50	\$ 6,383,741.90
STATE MINE INSPECTOR						
FEDERAL GRANT FUND						
MIA	MI2000	BLM ABANDONED MINE INVENTORY SAFETY PROG		\$ 421,943.25	\$ 441,827.29	
MIA	MI2000	MINE SAFETY AND HEALTH ACT		249,385.69	249,361.76	
MIA	MI2400	MINE SAFETY AND HEALTH ACT		73,300.03	35,630.62	
TOTAL FUND			\$ 265,569.14	\$ 744,628.97	\$ 726,819.67	\$ 283,378.44
ABANDONED MINE SAFETY FUND						
MIA	MI2408	ABANDONED MINE SAFETY		\$ 10,000.00	\$ 6,350.00	
TOTAL FUND			\$ 131,135.40	\$ 10,000.00	\$ 6,350.00	\$ 134,785.40
AGGREGATE MINING RECLAMATION FUND						
MIA	MI2511	APPROPRIATED ACTIVITY		\$ -	\$ 23,226.36	
MIA	MI2511	LAND RECLAMATION		19,000.00	-	
TOTAL FUND			\$ 147,294.39	\$ 19,000.00	\$ 23,226.36	\$ 143,068.03
DEPARTMENT OF FIRE, BUILDING AND LIFE SAFETY						
FEDERAL GRANT FUND						
MMA	MM2000	FEDERAL GRANTS		\$ (139,192.32)	\$ (25,034.27)	
TOTAL FUND			\$ 114,158.05	\$ (139,192.32)	\$ (25,034.27)	\$ -

See accompanying notes to financial statements.

STATE OF ARIZONA
STATEMENT OF REVENUES, EXPENDITURES AND CHANGES IN FUND BALANCE
BUDGETARY (LEGAL) BASIS
FOR THE YEAR ENDED JUNE 30, 2017

AGY	FUND	APPROPRIATION NAME	FUND BALANCE JULY 1, 2016	REVENUES AND TRANSFERS IN	EXPENDITURES AND TRANSFERS OUT	FUND BALANCE JUNE 30, 2017
STATEWIDE FINGERPRINT CLEARING ACCOUNT						
MMA	MM2159	DPS FINGERPRINT PROCESSING		\$ (311.50)	\$ -	
	TOTAL FUND		<u>\$ 311.50</u>	<u>\$ (311.50)</u>	<u>\$ -</u>	<u>\$ -</u>
ARSON DETECTION REWARD FUND						
MMA	MM2169	ARSON REWARD PAYOUTS		\$ (106,591.10)	\$ -	
	TOTAL FUND		<u>\$ 109,485.13</u>	<u>\$ (106,591.10)</u>	<u>\$ -</u>	<u>\$ 2,894.03</u>
	FIRE BUILDING FUND		<u>\$ (5,392.00)</u>	<u>\$ -</u>	<u>\$ -</u>	<u>\$ (5,392.00)</u>
MOBILE HOME RELOCATION FUND						
MMA	MM2237	RELOCATION - 10% - PAYOUTS		\$ (7,783,561.32)	\$ 12,500.00	
MMA	MM2237	RELOCATION - 90% - INVESTED		(425,060.71)	-	
	TOTAL FUND		<u>\$ 8,221,122.03</u>	<u>\$ (8,208,622.03)</u>	<u>\$ 12,500.00</u>	<u>\$ -</u>
INTERGOVERNMENTAL AND INTERAGENCY SERVICE AGREEMENT FUND						
MMA	MM2500	INTERAGENCY FUND		\$ (59,839.17)	\$ 47,644.70	
	TOTAL FUND		<u>\$ 107,604.61</u>	<u>\$ (59,839.17)</u>	<u>\$ 47,644.70</u>	<u>\$ 120.74</u>
CONDO AND PLANNED COMMUNITY HEARING OFFICE FUND						
MMA	MM2537	CONDO & PLANNED COMMUNITY HEARING 19%		\$ (2,250.00)	\$ -	
	TOTAL FUND		<u>\$ 2,250.00</u>	<u>\$ (2,250.00)</u>	<u>\$ -</u>	<u>\$ -</u>
TRAMPOLINE COURT SAFETY FUND						
MMA	MM2578	TRAMPOLINE SAFETY		\$ (3,444.00)	\$ -	
	TOTAL FUND		<u>\$ 3,444.00</u>	<u>\$ (3,444.00)</u>	<u>\$ -</u>	<u>\$ -</u>
MANUFACTURED HOUSING CONSUMER RECOVERY FUND						
MMA	MM3090	CONSUMER RECOVERY - TRUST		\$ (457,274.12)	\$ -	
	TOTAL FUND		<u>\$ 457,489.29</u>	<u>\$ (457,274.12)</u>	<u>\$ -</u>	<u>\$ 215.17</u>
MANUFACTURED HOUSING CASH BOND FUND						
MMA	MM3722	CASH BONDS - 10% - PAYOUTS		\$ (528,421.49)	\$ -	
MMA	MM3722	CASH BONDS - 90% - INVESTED		(29,724.07)	-	
	TOTAL FUND		<u>\$ (136,606.76)</u>	<u>\$ (558,145.56)</u>	<u>\$ -</u>	<u>\$ (694,752.32)</u>
BOARD OF MASSAGE THERAPY						
STATEWIDE FINGERPRINT CLEARING ACCOUNT						
MTA	MT2159	NON-APPROPRIATED		\$ (198.00)	\$ -	
	TOTAL FUND		<u>\$ 680.00</u>	<u>\$ (198.00)</u>	<u>\$ -</u>	<u>\$ 482.00</u>
BOARD OF MASSAGE THERAPY FUND						
MTA	MT2553	APPROPRIATED ACTIVITY		\$ -	\$ 417,854.30	
MTA	MT2553	NON-APPROPRIATED		587,483.44	-	
	TOTAL FUND		<u>\$ 1,090,279.24</u>	<u>\$ 587,483.44</u>	<u>\$ 417,854.30</u>	<u>\$ 1,259,908.38</u>
NATUROPATHIC PHYSICIANS MEDICAL BOARD						
NATUROPATH PHYSICIANS BOARD OF MED EXAMINERS FUND						
NBA	NB2042	APPROPRIATED ACTIVITY		\$ -	\$ 163,044.14	
NBA	NB2042	NON-APPROPRIATED		374,780.07	-	
	TOTAL FUND		<u>\$ 712,861.94</u>	<u>\$ 374,780.07</u>	<u>\$ 163,044.14</u>	<u>\$ 924,597.87</u>
BOARD OF EXAMINERS OF NURSING CARE INSTITUTION ADMINISTRATION AND ASSISTED LIVING FACILITY MANAGERS						
NURSING CARE INSTIT ADMIN-ACHMC FUND						
NCA	NC2043	APPROPRIATED ACTIVITY		\$ -	\$ 384,040.55	
NCA	NC2043	NON-APPROPRIATED		484,206.36	-	
	TOTAL FUND		<u>\$ 303,264.35</u>	<u>\$ 484,206.36</u>	<u>\$ 384,040.55</u>	<u>\$ 403,430.16</u>
BOARD OF OPTOMETRY						
BOARD OF OPTOMETRY FUND						
OBA	OB2023	APPROPRIATED ACTIVITY		\$ -	\$ 208,924.14	
OBA	OB2023	REVENUE COLLECTIONS		257,753.90	-	

See accompanying notes to financial statements.

STATE OF ARIZONA
STATEMENT OF REVENUES, EXPENDITURES AND CHANGES IN FUND BALANCE
BUDGETARY (LEGAL) BASIS
FOR THE YEAR ENDED JUNE 30, 2017

AGY	FUND	APPROPRIATION NAME	FUND BALANCE JULY 1, 2016	REVENUES AND TRANSFERS IN	EXPENDITURES AND TRANSFERS OUT	FUND BALANCE JUNE 30, 2017
TOTAL FUND			<u>\$ 234,778.44</u>	<u>\$ 257,753.90</u>	<u>\$ 208,924.14</u>	<u>\$ 283,608.20</u>
BOARD OF OSTEOPATHIC EXAMINERS						
BOARD OF OSTEOPATHIC EXAMINERS FUND						
OSA	OS2048	APPROPRIATED ACTIVITY		\$ -	\$ 872,838.07	
OSA	OS2048	REVENUE COLLECTIONS		1,037,472.20	-	
TOTAL FUND			<u>\$ 1,718,332.60</u>	<u>\$ 1,037,472.20</u>	<u>\$ 872,838.07</u>	<u>\$ 1,882,966.73</u>
BOARD OF OCCUPATIONAL EXAMINERS						
OCCUPATIONAL THERAPY FUND						
OTA	OT2263	APPROPRIATED ACTIVITY		\$ -	\$ 162,389.13	
OTA	OT2263	OCCUPATIONAL THERAPY REVENUE		208,258.70	-	
TOTAL FUND			<u>\$ 612,598.50</u>	<u>\$ 208,258.70</u>	<u>\$ 162,389.13</u>	<u>\$ 658,468.07</u>
BOARD OF PHARMACY						
FEDERAL GRANT FUND			<u>\$ 4,800.00</u>	<u>\$ -</u>	<u>\$ -</u>	<u>\$ 4,800.00</u>
ARIZONA STATE BOARD OF PHARMACY FUND						
PMA	PM2052	APPROPRIATED ACTIVITY		\$ -	\$ 2,679,294.89	
PMA	PM2052	REVENUE COLLECTION PHARMACY BOARD FUND		3,495,919.77	-	
TOTAL FUND			<u>\$ 4,611,632.70</u>	<u>\$ 3,495,919.77</u>	<u>\$ 2,679,294.89</u>	<u>\$ 5,428,257.58</u>
CONTROLLED SUBSTANCES PRESCRIPTION MONITORING FUND						
PMA	PM2359	PRESCRIPTION MONITORING PROGRAM		\$ 1,254,348.66	\$ 1,148,053.72	
TOTAL FUND			<u>\$ 81,367.85</u>	<u>\$ 1,254,348.66</u>	<u>\$ 1,148,053.72</u>	<u>\$ 187,662.79</u>
BOARD OF PODIATRY EXAMINERS						
PODIATRY FUND						
POA	PO2055	APPROPRIATED ACTIVITY		\$ -	\$ 153,701.06	
POA	PO2055	NON-APPROPRIATED		137,678.15	-	
TOTAL FUND			<u>\$ 177,524.50</u>	<u>\$ 137,678.15</u>	<u>\$ 153,701.06</u>	<u>\$ 161,501.59</u>
BOARD OF PHYSICAL THERAPY						
BOARD OF PHYSICAL THERAPY FUND						
PTA	PT2053	APPROPRIATED ACTIVITY		\$ -	\$ 439,157.16	
PTA	PT2053	REVENUE COLLECTIONS		931,033.59	-	
TOTAL FUND			<u>\$ 641,226.42</u>	<u>\$ 931,033.59</u>	<u>\$ 439,157.16</u>	<u>\$ 1,133,102.85</u>
BOARD FOR PRIVATE POSTSECONDARY EDUCATION						
BOARD FOR PRIVATE POSTSECONDARY EDUCATION FUND						
PVA	PV2056	APPROPRIATED ACTIVITY		\$ -	\$ 352,867.85	
PVA	PV2056	REVENUE COLLECTIONS		432,990.00	-	
TOTAL FUND			<u>\$ 364,139.27</u>	<u>\$ 432,990.00</u>	<u>\$ 352,867.85</u>	<u>\$ 444,261.42</u>
STUDENT TUITION RECOVERY FUND						
PVA	PV3027	STUDENT TUITION RECOVERY		\$ 22,969.38	\$ 420,544.01	
TOTAL FUND			<u>\$ 798,579.14</u>	<u>\$ 22,969.38</u>	<u>\$ 420,544.01</u>	<u>\$ 401,004.51</u>
BOARD OF RESPIRATORY CARE EXAMINERS						
BOARD OF RESPIRATORY CARE EXAMINERS FUND						
RBA	RB2269	APPROPRIATED ACTIVITY		\$ -	\$ 305,306.55	
RBA	RB2269	REVENUE COLLECTIONS		325,739.25	-	
TOTAL FUND			<u>\$ 216,397.85</u>	<u>\$ 325,739.25</u>	<u>\$ 305,306.55</u>	<u>\$ 236,830.55</u>
REAL ESTATE DEPARTMENT						
CONDO AND PLANNED COMMUNITY HEARING OFFICE						
REA	RE2537	CONDO AND PLANNED HEARING FUND PROGRAM		\$ 21,750.00	\$ 17,000.00	
TOTAL FUND			<u>\$ -</u>	<u>\$ 21,750.00</u>	<u>\$ 17,000.00</u>	<u>\$ 4,750.00</u>

See accompanying notes to financial statements.

STATE OF ARIZONA
STATEMENT OF REVENUES, EXPENDITURES AND CHANGES IN FUND BALANCE
BUDGETARY (LEGAL) BASIS
FOR THE YEAR ENDED JUNE 30, 2017

AGY	FUND	APPROPRIATION NAME	FUND BALANCE JULY 1, 2016	REVENUES AND TRANSFERS IN	EXPENDITURES AND TRANSFERS OUT	FUND BALANCE JUNE 30, 2017
REAL ESTATE RECOVERY FUND						
REA	RE3119	RECOVERY FUND PROGRAM		\$ 83,107.80	\$ 139,593.78	
	TOTAL FUND		<u>\$ 941,049.52</u>	<u>\$ 83,107.80</u>	<u>\$ 139,593.78</u>	<u>\$ 884,563.54</u>
REAL ESTATE DEPT EDUCATION REVOLVING FUND						
REA	RE4011	EDUCATIONAL PROGRAMS		\$ 5,845.00	\$ 12,301.74	
	TOTAL FUND		<u>\$ 30,699.51</u>	<u>\$ 5,845.00</u>	<u>\$ 12,301.74</u>	<u>\$ 24,242.77</u>
REGISTRAR OF CONTRACTORS						
REGISTRAR OF CONTRACTORS FUND						
RGA	RG2406	APPROPRIATED ACTIVITY		\$ -	\$ 8,784,686.99	
RGA	RG2406	REVENUE COLLECTIONS		7,678,505.72	-	
	TOTAL FUND		<u>\$ 9,914,464.40</u>	<u>\$ 7,678,505.72</u>	<u>\$ 8,784,686.99</u>	<u>\$ 8,808,283.13</u>
RESIDENTIAL CONTRACTORS RECOVERY FUND						
RGA	RG3155	RECOVERY FUND PROGRAM		\$ 5,130,797.48	\$ 2,165,610.37	
	TOTAL FUND		<u>\$ 9,553,830.25</u>	<u>\$ 5,130,797.48</u>	<u>\$ 2,165,610.37</u>	<u>\$ 12,519,017.36</u>
REGISTRAR OF CONTRACTORS CASH BOND FUND						
RGA	RG3721	CASH BONDS AND DEPOSITS		\$ 9,911.25	\$ -	
	TOTAL FUND		<u>\$ (7,516.68)</u>	<u>\$ 9,911.25</u>	<u>\$ -</u>	<u>\$ 2,394.57</u>
OFFICE OF PEST MANAGEMENT						
FEDERAL GRANT FUND						
SBA	SB2000	CERTIFICATION		\$ (16,975.28)	\$ 651.99	
SBA	SB2000	ENFORCEMENT		(34,377.79)	726.67	
	TOTAL FUND		<u>\$ 52,731.73</u>	<u>\$ (51,353.07)</u>	<u>\$ 1,378.66</u>	<u>\$ -</u>
PEST MANAGEMENT FUND						
SBA	SB2050	APPROPRIATED ACTIVITY		\$ (2,662,735.79)	\$ 2,818.88	
SBA	SB2050	PRIOR YEAR ADJUSTMENT		-	175.00	
SBA	SB2050	REVENUE COLLECTIONS		125.00	-	
	TOTAL FUND		<u>\$ 2,665,604.67</u>	<u>\$ (2,662,610.79)</u>	<u>\$ 2,993.88</u>	<u>\$ -</u>
STATE BOARD OF PSYCHOLOGIST EXAMINERS						
BOARD OF PSYCHOLOGIST EXAMINERS FUND						
SYA	SY2058	APPROPRIATED ACTIVITY		\$ -	\$ 388,131.85	
SYA	SY2058	REVENUE COLLECTIONS		575,790.67	-	
SYA	SY2059	APPROPRIATED ACTIVITY		-	50,917.24	
SYA	SY2059	REVENUE COLLECTIONS		86,501.75	-	
	TOTAL FUND		<u>\$ 802,817.14</u>	<u>\$ 662,292.42</u>	<u>\$ 439,049.09</u>	<u>\$ 1,026,060.47</u>
STATE BOARD OF TECHNICAL REGISTRATION						
TECHNICAL REGISTRATION FUND						
TEA	TE2070	APPROPRIATED ACTIVITY		\$ -	\$ 2,275,903.43	
TEA	TE2070	REVENUE COLLECTIONS		2,495,808.78	-	
TEA	TE2071	INVESTIGATIONS		67,120.17	293,367.57	
	TOTAL FUND		<u>\$ 2,963,736.34</u>	<u>\$ 2,562,928.95</u>	<u>\$ 2,569,271.00</u>	<u>\$ 2,957,394.29</u>
RESIDENTIAL UTILITY CONSUMER OFFICE						
RESIDENTIAL UTILITY CONSUMER OFFICE REVOLVING FUND						
UOA	UO2175	APPROPRIATED ACTIVITY		\$ -	\$ 1,299,325.09	
UOA	UO2175	REVENUE COLLECTIONS		1,230,477.72	-	
	TOTAL FUND		<u>\$ 503,348.98</u>	<u>\$ 1,230,477.72</u>	<u>\$ 1,299,325.09</u>	<u>\$ 434,501.61</u>
ARIZONA STATE VETERINARY MEDICAL EXAMINING BOARD						
VETERINARY MEDICAL EXAMINING BOARD FUND						
VTA	VT2078	APPROPRIATED ACTIVITY		\$ -	\$ 538,687.21	
VTA	VT2078	REVENUE COLLECTIONS		1,220,425.93	-	
	TOTAL FUND		<u>\$ 1,485,295.33</u>	<u>\$ 1,220,425.93</u>	<u>\$ 538,687.21</u>	<u>\$ 2,167,034.05</u>

See accompanying notes to financial statements.

STATE OF ARIZONA
STATEMENT OF REVENUES, EXPENDITURES AND CHANGES IN FUND BALANCE
BUDGETARY (LEGAL) BASIS
FOR THE YEAR ENDED JUNE 30, 2017

AGY	FUND	APPROPRIATION NAME	FUND BALANCE JULY 1, 2016	REVENUES AND TRANSFERS IN	EXPENDITURES AND TRANSFERS OUT	FUND BALANCE JUNE 30, 2017
DEPARTMENT OF WEIGHTS AND MEASURES						
	AIR QUALITY FUND		\$ 1,124,875.58	\$ -	\$ -	\$ 1,124,875.58
	MOTOR VEHICLE LIABILITY INS ENFORCEMENT FUND		\$ 226,298.03	\$ -	\$ -	\$ 226,298.03
EDUCATION						
ARIZONA STATE UNIVERSITY						
ASU COLLECTIONS - APPROPRIATIONS FUND						
ASA	AS1411	APPROPRIATED ACTIVITY		\$ -	\$ 670,029,504.00	
ASA	AS1411	REVENUE COLLECTIONS		670,029,504.00	-	
	TOTAL FUND		\$ 1.00	\$ 670,029,504.00	\$ 670,029,504.00	\$ 1.00
ASU COLLEGIATE PLATES FUND						
ASA	AS2239	ACADEMIC SCHOLARSHIPS		\$ 343,366.00	\$ 343,366.00	
	TOTAL FUND		\$ -	\$ 343,366.00	\$ 343,366.00	\$ -
TECHNOLOGY AND RESEARCH INITIATIVE FUND						
ASA	AS2472	APPROPRIATED ACTIVITY		\$ -	\$ 3,600,000.00	
ASA	AS2472	REVENUE COLLECTIONS		3,600,000.00	-	
	TOTAL FUND		\$ -	\$ 3,600,000.00	\$ 3,600,000.00	\$ -
ARIZONA BOARD OF REGENTS						
FEDERAL GRANT FUND						
BRA	BR2000	IMPROVING TEACHER QUALITY GRANT		\$ 890,031.00	\$ 857,212.90	
	TOTAL FUND		\$ 303,260.25	\$ 890,031.00	\$ 857,212.90	\$ 336,078.35
STATE LOTTERY FUND						
BRA	BR2122	STATE LOTTERY FUND ALLOCATION ARS 5-572		\$ 9,676,806.50	\$ 9,676,806.50	
	TOTAL FUND		\$ -	\$ 9,676,806.50	\$ 9,676,806.50	\$ -
TECHNOLOGY AND RESEARCH INITIATIVE FUND						
BRA	BR2472	TECHNOLOGY AND RESEARCH INITIATIVE		\$ 72,397,921.72	\$ 72,397,921.72	
	TOTAL FUND		\$ 1.00	\$ 72,397,921.72	\$ 72,397,921.72	\$ 1.00
UNIV CAPITAL IMPROVEMENT LEASE-TO-OWN BOND FUND						
BRA	BR3042	UNIV CAP IMP LEASE-TO-OWN AND BOND FUND		\$ 54,436,464.08	\$ 84,137,087.50	
	TOTAL FUND		\$ 29,700,624.25	\$ 54,436,464.08	\$ 84,137,087.50	\$ 0.83
AGRICULTURAL AND MECHANICAL COLLEGE LAND FUND - EARNINGS						
BRA	BR3131	UNIVERSITY LAND EARNINGS		\$ 893,058.33	\$ 1,385,618.00	
	TOTAL FUND		\$ 494,884.72	\$ 893,058.33	\$ 1,385,618.00	\$ 2,325.05
MILITARY INSTITUTE LAND EARNINGS FUND						
BRA	BR3132	UNIVERSITY LAND EARNINGS		\$ 133,263.44	\$ 161,815.00	
	TOTAL FUND		\$ 28,551.59	\$ 133,263.44	\$ 161,815.00	\$ 0.03
UNIVERSITIES LAND EARNINGS FUND						
BRA	BR3134	UNIVERSITY LAND EARNINGS		\$ 7,650,855.84	\$ 11,377,918.00	
	TOTAL FUND		\$ 3,742,515.48	\$ 7,650,855.84	\$ 11,377,918.00	\$ 15,453.32
NORMAL SCHOOL LAND EARNINGS FUND						
BRA	BR3136	UNIVERSITY LAND EARNINGS		\$ 697,790.21	\$ 899,749.00	
	TOTAL FUND		\$ 214,418.29	\$ 697,790.21	\$ 899,749.00	\$ 12,459.50
EARLY CHILDHOOD DEVELOP AND HEALTH BOARD						
FEDERAL GRANT FUND						
CDA	CD2000	ECDH FUND - NON-APPROPRIATED		\$ 7,805,777.93	\$ 5,680,594.15	
	TOTAL FUND		\$ 6,745,828.49	\$ 7,805,777.93	\$ 5,680,594.15	\$ 8,871,012.27
EARLY CHILD DEVELOPMENT AND HEALTH FUND						
CDA	CD2542	ECDH FUND - NON-APPROPRIATED		\$ 118,412,174.13	\$ 99,369,672.89	
CDA	CD2543	ECDH FUND - NON-APPROPRIATED		13,312,267.31	31,101,629.32	

See accompanying notes to financial statements.

STATE OF ARIZONA
STATEMENT OF REVENUES, EXPENDITURES AND CHANGES IN FUND BALANCE
BUDGETARY (LEGAL) BASIS
FOR THE YEAR ENDED JUNE 30, 2017

AGY	FUND	APPROPRIATION NAME	FUND BALANCE JULY 1, 2016	REVENUES AND TRANSFERS IN	EXPENDITURES AND TRANSFERS OUT	FUND BALANCE JUNE 30, 2017
CDA	CD2544	ECDH FUND - NON-APPROPRIATED		63,262.21	26,865.87	
CDA	CD2545	ECDH FUND - NON-APPROPRIATED		393,982.00	283,505.02	
TOTAL FUND			\$ 373,314,101.04	\$ 132,181,685.65	\$ 130,781,673.10	\$ 374,714,113.59

BOARD FOR CHARTER SCHOOLS

STATEWIDE DONATIONS FUND			\$ 5,491.14	\$ -	\$ -	\$ 5,491.14
CHARTER ARIZONA ONLINE PROCESSING FUND						
CSA	CS2319	CHARTER AZ ONLINE INSTRUCTION PROCESSING		\$ 3,000.00	\$ 6,000.00	
TOTAL FUND			\$ 3,000.00	\$ 3,000.00	\$ 6,000.00	\$ -
NEW CHARTER APPLICATION PROCESSING FUND						
CSA	CS2568	NEW CHARTER APPLICATION PROCESSING FEES		\$ 13,000.00	\$ 26,000.00	
TOTAL FUND			\$ 91,230.10	\$ 13,000.00	\$ 26,000.00	\$ 78,230.10

BOARD OF EDUCATION

TEACHER CERTIFICATION FUND			\$ 163,460.82	\$ -	\$ -	\$ 163,460.82
-----------------------------------	--	--	----------------------	-------------	-------------	----------------------

DEPARTMENT OF EDUCATION

ACADEMIC CONTESTS FUND			\$ 21,013.10	\$ -	\$ -	\$ 21,013.10
CHARTER SCHOOLS STIMULUS FUND			\$ 3,567.45	\$ -	\$ -	\$ 3,567.45

SPECIAL EDUCATION FUND

EDA	ED1009	GF SPECIAL EDUCATION VOUCHER PROGRAMS		\$ 39,238,555.87	\$ 30,981,106.33	
EDA	ED1009	OTHER NON APPROPRIATED ACTIVITY		(6,981,055.87)	-	
TOTAL FUND			\$ 6,981,147.42	\$ 32,257,500.00	\$ 30,981,106.33	\$ 8,257,541.09

FEDERAL GRANT FUND

EDA	ED2000	CHILD NUTRITION SERVICES		\$ 439,441,082.72	\$ 438,592,695.63	
EDA	ED2000	EDUCATION FOR THE DISADVANTAGED		335,434,558.14	320,367,880.86	
EDA	ED2000	NO CHILD LEFT BEHIND PROGRAMS		104,665,409.83	103,661,273.15	
EDA	ED2000	OTHER FEDERAL PROGRAMS		9,094,782.89	8,296,581.10	
EDA	ED2000	OTHER NON APPROPRIATED ACTIVITY		(9,060,126.10)	-	
EDA	ED2000	SPECIAL EDUCATION PROGRAMS		219,826,789.24	216,530,947.73	
EDA	ED2000	VOCATIONAL AND ADULT EDUCATION PROGRAMS		37,021,526.54	36,897,833.44	
TOTAL FUND			\$ (6,367,138.07)	\$ 1,136,424,023.26	\$ 1,124,347,211.91	\$ 5,709,673.28

STATEWIDE DONATIONS FUND

EDA	ED2025	OTHER NON APPROPRIATED ACTIVITY		\$ 6,686.39	\$ -	
EDA	ED2025	PRIVATE DONATIONS AND ISA MONIES		75,204.96	23,044.96	
EDA	ED2026	OTHER NON APPROPRIATED ACTIVITY		(362,237.59)	-	
EDA	ED2026	PRIVATE DONATIONS AND ISA MONIES		356,084.20	1,416.68	
TOTAL FUND			\$ 356,243.50	\$ 75,737.96	\$ 24,461.64	\$ 407,519.82

ARIZONA YOUTH FARM LOAN FUND

EDA	ED2136	PRIVATE DONATIONS AND ISA MONIES		\$ 1,773.84	\$ -	
TOTAL FUND			\$ 159,975.22	\$ 1,773.84	\$ -	\$ 161,749.06

GOLDEN RULE SPECIAL PLATE FUND

EDA	ED2366	GOLDEN RULE LICENSE PLATES		\$ 219,147.00	\$ 219,147.00	
TOTAL FUND			\$ -	\$ 219,147.00	\$ 219,147.00	\$ -

TEACHER CERTIFICATION FUND

EDA	ED2399	APPROPRIATED ACTIVITY		\$ 2,088,200.84	\$ 1,817,235.76	
EDA	ED2399	OTHER NON APPROPRIATED ACTIVITY		(100,420.19)	-	
TOTAL FUND			\$ 116,827.34	\$ 1,987,780.65	\$ 1,817,235.76	\$ 287,372.23

ASSISTANCE FOR EDUCATION FUND

EDA	ED2420	CONTRIBUTIONS TO PUBLIC SCHOOLS		\$ 44,216.99	\$ 44,216.99	
EDA	ED2420	OTHER NON APPROPRIATED ACTIVITY		(15,762.87)	-	
TOTAL FUND			\$ 15,762.87	\$ 28,454.12	\$ 44,216.99	\$ -

FAILING SCHOOLS TUTORING FUND

See accompanying notes to financial statements.

STATE OF ARIZONA
STATEMENT OF REVENUES, EXPENDITURES AND CHANGES IN FUND BALANCE
BUDGETARY (LEGAL) BASIS
FOR THE YEAR ENDED JUNE 30, 2017

AGY	FUND	APPROPRIATION NAME	FUND BALANCE JULY 1, 2016	REVENUES AND TRANSFERS IN	EXPENDITURES AND TRANSFERS OUT	FUND BALANCE JUNE 30, 2017
EDA	ED2470	APPROPRIATED ACTIVITY		\$ 2,943,642.82	\$ 2,064,198.67	
EDA	ED2470	OTHER NON APPROPRIATED ACTIVITY		(1,443,640.71)	-	
	TOTAL FUND		\$ 1,443,640.71	\$ 1,500,002.11	\$ 2,064,198.67	\$ 879,444.15
CLASSROOM SITE FUND						
EDA	ED2471	CSF PROPOSITION 301 MONIES		\$ 554,479,449.86	\$ 480,754,903.16	
EDA	ED2471	OTHER NON APPROPRIATED ACTIVITY		(64,654,311.64)	-	
	TOTAL FUND		\$ 64,654,311.64	\$ 489,825,138.22	\$ 480,754,903.16	\$ 73,724,546.70
	ENGLISH LEARNER CLASS PERSONNEL BONUS FUND		\$ 28,286.58	\$ -	\$ -	\$ 28,286.58
INSTRUCTIONAL IMPROVEMENT FUND						
EDA	ED2492	IIF PROPOSITION 202 MONIES		\$ 57,831,154.94	\$ 56,782,056.45	
EDA	ED2492	OTHER NON APPROPRIATED ACTIVITY		(11,964,227.38)	-	
	TOTAL FUND		\$ 11,964,227.38	\$ 45,866,927.56	\$ 56,782,056.45	\$ 1,049,098.49
INTERGOVERNMENTAL AND INTERAGENCY SERVICE AGREEMENT FUND						
EDA	ED2500	OTHER FEDERAL PROGRAMS		\$ 3,296,323.60	\$ 2,988,354.05	
EDA	ED2500	OTHER NON APPROPRIATED ACTIVITY		(737,726.89)	-	
EDA	ED2500	PRIVATE DONATIONS AND ISA MONIES		2,412,364.16	1,404,664.15	
	TOTAL FUND		\$ 757,473.92	\$ 4,970,960.87	\$ 4,393,018.20	\$ 1,335,416.59
CHARACTER EDUCATION SPECIAL PLATE FUND						
EDA	ED2522	CHARACTER EDUCATION SPECIAL PLATE FUND		\$ 30,600.23	\$ 30,600.00	
EDA	ED2522	OTHER NON APPROPRIATED ACTIVITY		(0.23)	-	
	TOTAL FUND		\$ 0.23	\$ 30,600.00	\$ 30,600.00	\$ 0.23
	STATEWIDE COMPENSATORY INSTRUCTION FUND		\$ 12.76	\$ -	\$ -	\$ 12.76
STATE WEB PORTAL FUND						
EDA	ED2531	APPROPRIATED ACTIVITY		\$ 500,000.00	\$ 500,000.00	
	TOTAL FUND		\$ -	\$ 500,000.00	\$ 500,000.00	\$ -
AZ SCHOLARSHIPS FOR PUPILS WITH DISABILITIES FUND						
EDA	ED2534	REVERSION PER ARS 15-891.06		\$ -	\$ 729,947.68	
	TOTAL FUND		\$ 729,947.68	\$ -	\$ 729,947.68	\$ -
AZ STRUCTURED ENGLISH IMMERSION FUND						
EDA	ED2535	OTHER NON APPROPRIATED ACTIVITY		\$ (2,818,297.47)	\$ -	
EDA	ED2535	SEI-ENGLISH LANGUAGE INSTRUCTION FY09		7,781,847.85	4,546,427.13	
	TOTAL FUND		\$ 2,818,297.47	\$ 4,963,550.38	\$ 4,546,427.13	\$ 3,235,420.72
EDUCATION LEARNING AND ACCOUNTABILITY FUND						
EDA	ED2552	LEARNING AND ACCOUNTABILITY SUBACCOUNT		\$ 7,505,088.62	\$ 7,374,694.79	
EDA	ED2552	OTHER NON APPROPRIATED ACTIVITY		(205,087.62)	-	
	TOTAL FUND		\$ 205,087.62	\$ 7,300,001.00	\$ 7,374,694.79	\$ 130,393.83
EDUCATION EMPOWERMENT SCHOLARSHIP ACCOUNT FUND						
EDA	ED2570	APPROPRIATED ACTIVITY		\$ 3,260,833.86	\$ 814,319.98	
EDA	ED2570	OTHER NON APPROPRIATED ACTIVITY		(1,425,135.41)	-	
	TOTAL FUND		\$ 1,672,482.95	\$ 1,835,698.45	\$ 814,319.98	\$ 2,693,861.42
TECHNOLOGY BASED LANGUAGE DEVELOPMENT AND LITERACY						
EDA	ED2579	APPROPRIATED ACTIVITY		\$ 546,800.00	\$ 314,538.40	
EDA	ED2579	OTHER NON APPROPRIATED ACTIVITY		(546,800.00)	-	
	TOTAL FUND		\$ 546,800.00	\$ -	\$ 314,538.40	\$ 232,261.60
PROFESSIONAL DEVELOPMENT REVOLVING FUND						
EDA	ED2580	APPROPRIATED ACTIVITY		\$ 406,775.06	\$ 255,766.45	
EDA	ED2580	OTHER NON APPROPRIATED ACTIVITY		(159,111.24)	-	
EDA	ED2580	WORKSHOPS AND CONFERENCES		(5,662.50)	-	
	TOTAL FUND		\$ 165,744.76	\$ 242,001.32	\$ 255,766.45	\$ 151,979.63
TRIBAL COLLEGE DUAL ENROLLMENT PROGRAM FUND						
EDA	ED2595	APPROPRIATED ACTIVITY		\$ 251,772.89	\$ 122,991.50	
	TOTAL FUND		\$ 160,653.05	\$ 251,772.89	\$ 122,991.50	\$ 289,434.44

See accompanying notes to financial statements.

STATE OF ARIZONA
STATEMENT OF REVENUES, EXPENDITURES AND CHANGES IN FUND BALANCE
BUDGETARY (LEGAL) BASIS
FOR THE YEAR ENDED JUNE 30, 2017

AGY	FUND	APPROPRIATION NAME	FUND BALANCE JULY 1, 2016	REVENUES AND TRANSFERS IN	EXPENDITURES AND TRANSFERS OUT	FUND BALANCE JUNE 30, 2017
STATEWIDE SPECIAL PLATES FUND						
EDA	ED2651	AGRICULTURAL YOUTH SPECIAL PLATES		\$ 169,184.00	\$ 169,184.00	
	TOTAL FUND		<u>\$ -</u>	<u>\$ 169,184.00</u>	<u>\$ 169,184.00</u>	<u>\$ -</u>
FEDERAL ECONOMIC RECOVERY FUND						
			<u>\$ 0.03</u>	<u>\$ -</u>	<u>\$ -</u>	<u>\$ 0.03</u>
PERMANENT STATE SCHOOL FUND - EARNINGS						
EDA	ED3138	APPROPRIATED ACTIVITY		\$ 220,011,655.11	\$ 219,804,200.00	
	TOTAL FUND		<u>\$ 7,756,053.43</u>	<u>\$ 220,011,655.11</u>	<u>\$ 219,804,200.00</u>	<u>\$ 7,963,508.54</u>
DOE INTERNAL SERVICES FUND						
EDA	ED4209	AGENCY CHARGEBACKS		\$ 1,196,582.04	\$ 750,370.06	
EDA	ED4209	OTHER NON APPROPRIATED ACTIVITY		(2,516,030.36)	-	
EDA	ED4209	PRIVATE DONATIONS AND ISA MONIES		569,849.44	298,414.60	
EDA	ED4209	WORKSHOPS AND CONFERENCES		5,202,824.52	3,355,165.02	
	TOTAL FUND		<u>\$ 2,322,504.73</u>	<u>\$ 4,453,225.64</u>	<u>\$ 4,403,949.68</u>	<u>\$ 2,371,780.69</u>
EDUCATION COMMODITY FUND						
EDA	ED4210	OTHER NON APPROPRIATED ACTIVITY		\$ (256,850.03)	\$ -	
EDA	ED4210	PRIVATE DONATIONS AND ISA MONIES		641,032.58	273,474.37	
	TOTAL FUND		<u>\$ 280,625.27</u>	<u>\$ 384,182.55</u>	<u>\$ 273,474.37</u>	<u>\$ 391,333.45</u>
DOE PRODUCTION REVOLVING FUND						
EDA	ED4211	AGENCY CHARGEBACKS		\$ 2,131,391.95	\$ 1,067,493.92	
EDA	ED4211	OTHER NON APPROPRIATED ACTIVITY		(807,615.00)	-	
	TOTAL FUND		<u>\$ 824,725.68</u>	<u>\$ 1,323,776.95</u>	<u>\$ 1,067,493.92</u>	<u>\$ 1,081,008.71</u>
INDIRECT COST RECOVERY FUND						
EDA	ED9000	AGENCY CHARGEBACKS		\$ 5,791,220.46	\$ 5,495,732.98	
	TOTAL FUND		<u>\$ 1,432,191.25</u>	<u>\$ 5,791,220.46</u>	<u>\$ 5,495,732.98</u>	<u>\$ 1,727,678.73</u>
ARIZONA HISTORICAL SOCIETY						
STATEWIDE DONATIONS FUND						
HIA	HI2025	CONVERSION APPROP		\$ -	\$ 0.02	
HIA	HI2025	DONATIONS		572,546.97	531,511.09	
HIA	HI2025	PRIOR YEAR ADJUSTMENT		-	(0.02)	
HIA	HI2026	DONATIONS		(94.25)	-	
HIA	HI2026	NON EXPENDABLE TRUST		1,043.68	37,617.99	
	TOTAL FUND		<u>\$ 1,036,545.31</u>	<u>\$ 573,496.40</u>	<u>\$ 569,129.08</u>	<u>\$ 1,040,912.63</u>
FUNDHISTORICAL SOCIETY PRESERVATION RESTORE						
HIA	HI2125	PRESERVATION & RESTORATION PROGRAM		\$ 34,955.34	\$ 29,560.90	
	TOTAL FUND		<u>\$ 27,003.42</u>	<u>\$ 34,955.34</u>	<u>\$ 29,560.90</u>	<u>\$ 32,397.86</u>
CREDIT CARD CLEARING FUND						
HIA	HI2600	CREDIT CARD CLEARING		\$ 1,393.14	\$ -	
	TOTAL FUND		<u>\$ (1,393.14)</u>	<u>\$ 1,393.14</u>	<u>\$ -</u>	<u>\$ -</u>
STATEWIDE SPECIAL PLATES FUND						
HIA	HI2650	ARIZONA CENTENNIAL PLATE PROGRAM		\$ -	\$ 305,448.69	
	TOTAL FUND		<u>\$ 305,448.69</u>	<u>\$ -</u>	<u>\$ 305,448.69</u>	<u>\$ -</u>
PERMANENT AZ HISTORICAL SOC REVOLVING FUND						
HIA	HI2900	CAD - PAPAGO PARK MUSEUM		\$ 4,705.22	\$ 3,282.76	
HIA	HI2901	NAD - FLAGSTAFF MUSEUM		36,464.39	39,409.94	
HIA	HI2902	SAD - TUCSON MUSEUM		30,427.75	30,216.65	
HIA	HI2903	SAD - TUCSON MUSEUM		1,715.20	71,433.92	
HIA	HI2904	ADMISSIONS REVENUE		257,905.80	284,768.27	
HIA	HI2905	ADMISSIONS REVENUE		237,540.72	256,090.54	
	TOTAL FUND		<u>\$ 214,027.64</u>	<u>\$ 568,759.08</u>	<u>\$ 685,202.08</u>	<u>\$ 97,584.64</u>
ARIZONA COMMISSION ON THE ARTS						
FEDERAL GRANT FUND						
HUA	HU2001	BASIC STATE GRANTS		\$ 833,000.00	\$ 788,017.05	
	TOTAL FUND		<u>\$ -</u>	<u>\$ 833,000.00</u>	<u>\$ 788,017.05</u>	<u>\$ 44,982.95</u>

See accompanying notes to financial statements.

STATE OF ARIZONA
STATEMENT OF REVENUES, EXPENDITURES AND CHANGES IN FUND BALANCE
BUDGETARY (LEGAL) BASIS
FOR THE YEAR ENDED JUNE 30, 2017

AGY	FUND	APPROPRIATION NAME	FUND BALANCE JULY 1, 2016	REVENUES AND TRANSFERS IN	EXPENDITURES AND TRANSFERS OUT	FUND BALANCE JUNE 30, 2017
THE ARTS FUND						
HUA	HU2116	LOCAL GRANTS		\$ 1,853,300.88	\$ 1,747,307.69	
	TOTAL FUND		<u>\$ 119,355.63</u>	<u>\$ 1,853,300.88</u>	<u>\$ 1,747,307.69</u>	<u>\$ 225,348.82</u>
STATE POET LAUREATE FUND						
	TOTAL FUND		<u>\$ 2,500.00</u>	<u>\$ -</u>	<u>\$ -</u>	<u>\$ 2,500.00</u>
ARIZONA ARTS TRUST FUND						
HUA	HU3043	ADVANCEMENT OF ARTS GRANTS		\$ 1,375,272.94	\$ 1,225,059.95	
	TOTAL FUND		<u>\$ 131,908.43</u>	<u>\$ 1,375,272.94</u>	<u>\$ 1,225,059.95</u>	<u>\$ 282,121.42</u>
NORTHERN ARIZONA UNIVERSITY						
NAU COLLECTIONS - APPROPRIATIONS FUND						
NAA	NA1421	APPROPRIATED ACTIVITY		\$ -	\$ 147,283,300.00	
NAA	NA1421	REVENUE COLLECTOR-MAIN CAMPUS		147,311,531.00	-	
	TOTAL FUND		<u>\$ -</u>	<u>\$ 147,311,531.00</u>	<u>\$ 147,283,300.00</u>	<u>\$ 28,231.00</u>
NAU COLLEGIATE PLATES FUND						
NAA	NA2240	ACADEMIC SCHOLARSHIPS		\$ 49,742.00	\$ 49,742.00	
	TOTAL FUND		<u>\$ -</u>	<u>\$ 49,742.00</u>	<u>\$ 49,742.00</u>	<u>\$ -</u>
COMMISSION OF POST SECONDARY EDUCATION						
PRIVATE POSTSECONDARY EDUCATION						
STUDENT FINANCIAL ASSISTANCE FUND						
PEA	PE2128	PPE STUDENT FINANCIAL ASSISTANCE PROGRAM		\$ 12,099.07	\$ 30,711.13	
	TOTAL FUND		<u>\$ 19,623.47</u>	<u>\$ 12,099.07</u>	<u>\$ 30,711.13</u>	<u>\$ 1,011.41</u>
MATH SCIENCE SPECIAL ED TEACHER STD LOAN FUND						
PEA	PE2358	MATH AND SCIENCE SPECIAL ED TEACHER STD		\$ 205,795.61	\$ 193,013.55	
	TOTAL FUND		<u>\$ 301,951.60</u>	<u>\$ 205,795.61</u>	<u>\$ 193,013.55</u>	<u>\$ 314,733.66</u>
POSTSECONDARY EDUCATION FUND						
PEA	PE2402	DONATIONS FUND		\$ 84,000.00	\$ 85,962.50	
PEA	PE2405	APPROPRIATED ACTIVITY		146,684.53	177,248.23	
PEA	PE2406	APPROPRIATED ACTIVITY		1,098,700.00	1,098,700.00	
	TOTAL FUND		<u>\$ 163,956.06</u>	<u>\$ 1,329,384.53</u>	<u>\$ 1,361,910.73</u>	<u>\$ 131,429.86</u>
POSTSECONDARY EDUCATION GRANT FUND						
PEA	PE2530	POSTSECONDARY EDUCATION GRANT PROG		\$ (84,357.99)	\$ -	
	TOTAL FUND		<u>\$ 84,357.99</u>	<u>\$ (84,357.99)</u>	<u>\$ -</u>	<u>\$ -</u>
FAMILY COLLEGE SAVINGS PROGRAM TRUST FUND						
PEA	PE3122	FAMILY COLLEGE SAVINGS PROGRAM OPERATING		\$ 708,099.27	\$ 642,844.56	
	TOTAL FUND		<u>\$ 521,947.23</u>	<u>\$ 708,099.27</u>	<u>\$ 642,844.56</u>	<u>\$ 587,201.94</u>
ARIZONA SCHOOL FOR THE DEAF AND BLIND						
TELECOMMUNICATION FUND FOR THE DEAF FUND						
	TOTAL FUND		<u>\$ 4,997.34</u>	<u>\$ -</u>	<u>\$ -</u>	<u>\$ 4,997.34</u>
FEDERAL GRANT FUND						
SDA	SD2000	FEDERAL FUNDS - NON-APPROPRIATED		\$ 2,400,796.23	\$ 2,220,267.99	
	TOTAL FUND		<u>\$ 380,483.62</u>	<u>\$ 2,400,796.23</u>	<u>\$ 2,220,267.99</u>	<u>\$ 561,011.86</u>
STATE GRANTS FUND						
SDA	SD2011	AGENCY NON-FEDERAL GRANTS		\$ 442,826.84	\$ 716,036.65	
	TOTAL FUND		<u>\$ 150,541.36</u>	<u>\$ 442,826.84</u>	<u>\$ 716,036.65</u>	<u>\$ (122,668.45)</u>
SCHOOL FOR THE DEAF AND BLIND FUND						
SDA	SD2444	APPROPRIATED ACTIVITY		\$ 11,810,743.43	\$ 11,638,697.01	
SDA	SD2444	STATE LAND ENDOWMENT EARNINGS AGENCY-WIDE		654,021.80	-	
	TOTAL FUND		<u>\$ 535,900.58</u>	<u>\$ 12,464,765.23</u>	<u>\$ 11,638,697.01</u>	<u>\$ 1,361,968.80</u>
SCHOOL FOR THE DEAF AND BLIND CLASSROOM SITE FUND						
SDA	SD2486	AGENCY- STATEWIDE-PROP 301		\$ 1,822,168.78	\$ 2,198,617.70	
	TOTAL FUND		<u>\$ 1,098,914.44</u>	<u>\$ 1,822,168.78</u>	<u>\$ 2,198,617.70</u>	<u>\$ 722,465.52</u>

See accompanying notes to financial statements.

STATE OF ARIZONA
STATEMENT OF REVENUES, EXPENDITURES AND CHANGES IN FUND BALANCE
BUDGETARY (LEGAL) BASIS
FOR THE YEAR ENDED JUNE 30, 2017

AGY	FUND	APPROPRIATION NAME	FUND BALANCE JULY 1, 2016	REVENUES AND TRANSFERS IN	EXPENDITURES AND TRANSFERS OUT	FUND BALANCE JUNE 30, 2017
INSTRUCTIONAL IMPROVEMENT FUND			\$ 1,824.58	\$ -	\$ -	\$ 1,824.58
INTERGOVERNMENTAL AND INTERAGENCY SERVICE AGREEMENT FUND			\$ 45,989.27	\$ -	\$ -	\$ 45,989.27
TRUST FUND						
SDA	SD3148	TRUST FUNDS NON-APPROPRIATED		\$ 120,000.00	\$ 74,045.23	
TOTAL FUND			\$ (21,849.12)	\$ 120,000.00	\$ 74,045.23	\$ 24,105.65
SCHOOL FOR THE DEAF AND BLIND COOPERATIVE SERVICES FUND						
SDA	SD4221	COOPERATIVE AGREEMENT		\$ 14,121,201.73	\$ 14,887,896.98	
TOTAL FUND			\$ 2,908,472.33	\$ 14,121,201.73	\$ 14,887,896.98	\$ 2,141,777.08
ENTERPRISE FUND						
SDA	SD4222	AGENCY-STATEWIDE-ENTERPRISE		\$ 287,719.90	\$ 38,715.59	
TOTAL FUND			\$ 183,815.73	\$ 287,719.90	\$ 38,715.59	\$ 432,820.04
SCHOOL FACILITIES BOARD						
LEASE TO OWN FUND - SCHOOL FACILITIES BOARD FUND						
SFA	SF2373	2003 COP DEBT SERVICE		\$ 170,006,600.00	\$ 166,240,896.67	
TOTAL FUND			\$ 4,579,667.46	\$ 170,006,600.00	\$ 166,240,896.67	\$ 8,345,370.79
BUILDING RENEWAL GRANT FUND						
SFA	SF2392	BUILDING RENEWAL GRANT		\$ 31,667,900.00	\$ 26,853,268.09	
TOTAL FUND			\$ 36,587,029.77	\$ 31,667,900.00	\$ 26,853,268.09	\$ 41,401,661.68
NEW SCHOOL FACILITIES FUND						
SFA	SF2460	NEW SCHOOL FACILITIES		\$ 24,253,200.00	\$ 15,591,930.59	
TOTAL FUND			\$ 2,545,118.39	\$ 24,253,200.00	\$ 15,591,930.59	\$ 11,206,387.80
EMERGENCY DEFICIENCIES CORRECTION FUND						
SFA	SF2484	EMERGENCY DEFICIENCIES CORRECTIONS		\$ 200,000.00	\$ 262,658.64	
TOTAL FUND			\$ 963,769.29	\$ 200,000.00	\$ 262,658.64	\$ 901,110.65
INTERGOVERNMENTAL AND INTERAGENCY SERVICE AGREEMENT FUND						
SFA	SF2500	ISA IGA APPROP		\$ -	\$ 374,465.24	
TOTAL FUND			\$ 389,238.71	\$ -	\$ 374,465.24	\$ 14,773.47
ACCESS OUR BEST PUBLIC SCHOOLS FUND						
SFA	SF3400	ACCESS OUR BEST PUBLIC SCHOOLS FUNDING		\$ -	\$ 23,900,000.00	
TOTAL FUND			\$ 23,900,000.00	\$ -	\$ 23,900,000.00	\$ -
SCHOOL IMPROVEMENT REVENUE BOND DEBT SVC FUND						
SFA	SF5010	SCHOOL FACILITIES REV BOND DEBT SERVICE		\$ 64,196,605.12	\$ 64,142,801.10	
TOTAL FUND			\$ 9,038,353.52	\$ 64,196,605.12	\$ 64,142,801.10	\$ 9,092,157.54
SCHOOL FACILITIES REV BOND DEBT FUND			\$ 299.65	\$ -	\$ -	\$ 299.65
STATE SCHOOL TRUST REVENUE BOND DEBT SVC						
SFA	SF5030	STATE SCHOOL TRUST REV BOND DEBT SERVICE		\$ 25,239,887.41	\$ 23,366,300.00	
TOTAL FUND			\$ 22,957,279.64	\$ 25,239,887.41	\$ 23,366,300.00	\$ 24,830,867.05
UNIVERSITY OF ARIZONA						
U OF A MAIN CAMPUS COLLECTIONS - APPROPRIATIONS FUND						
UAA	UA1402	APPROPRIATED ACTIVITY		\$ -	\$ 447,378,573.00	
UAA	UA1402	COM-PHOENIX REVENUE COLLECTOR		9,778,599.00	-	
UAA	UA1402	HEALTH SCIENCES OPERATING REVENUE COLL		37,712,800.00	-	
UAA	UA1402	MAIN CAMPUS REVENUE COLLECTOR		396,254,700.00	-	
UAA	UA1402	SIERRA VISTA CAMPUS REVENUE COLLECTION		3,632,474.00	-	
TOTAL FUND			\$ -	\$ 447,378,573.00	\$ 447,378,573.00	\$ -
U OF A COLLEGIATE PLATES FUND						
UAA	UA2238	COLLEGIATE PLATE SCHOLARSHIPS		\$ 420,412.19	\$ 299,625.00	
TOTAL FUND			\$ 624,928.39	\$ 420,412.19	\$ 299,625.00	\$ 745,715.58

See accompanying notes to financial statements.

STATE OF ARIZONA
STATEMENT OF REVENUES, EXPENDITURES AND CHANGES IN FUND BALANCE
BUDGETARY (LEGAL) BASIS
FOR THE YEAR ENDED JUNE 30, 2017

AGY	FUND	APPROPRIATION NAME	FUND BALANCE JULY 1, 2016	REVENUES AND TRANSFERS IN	EXPENDITURES AND TRANSFERS OUT	FUND BALANCE JUNE 30, 2017
MINING MINERAL AND NATURAL RESOURCES EDUCATIONAL MUSEUM FUND						
UAA	UA3031	MINING MINERAL & NATURAL RESOURCES ED MUSEUM		\$ 931,040.29	\$ 805,812.26	
	TOTAL FUND		<u>\$ -</u>	<u>\$ 931,040.29</u>	<u>\$ 805,812.26</u>	<u>\$ 125,228.03</u>
ACQUISITION AND PRESERVATION FUND						
UAA	UA3032	PRESERVATION PROGRAM		\$ 3.08	\$ -	
	TOTAL FUND		<u>\$ 277.89</u>	<u>\$ 3.08</u>	<u>\$ -</u>	<u>\$ 280.97</u>
SCHOOL OF MINES LAND FUND						
UAA	UA3133	U OF A EARNINGS		\$ 2,256,303.43	\$ 2,500,000.00	
	TOTAL FUND		<u>\$ 672,368.32</u>	<u>\$ 2,256,303.43</u>	<u>\$ 2,500,000.00</u>	<u>\$ 428,671.75</u>
PROTECTION AND SAFETY						
AUTOMOBILE THEFT AUTHORITY						
SIMS METAL MANAGEMENT SETTLEMENT FUND						
ATA	AT1991	SIMS METAL MANAGEMENT SETTLEMENT		\$ -	\$ 73,335.58	
	TOTAL FUND		<u>\$ 103,000.00</u>	<u>\$ -</u>	<u>\$ 73,335.58</u>	<u>\$ 29,664.42</u>
AUTOMOBILE THEFT AUTHORITY FUND						
ATA	AT2060	APPROPRIATED ACTIVITY		\$ -	\$ 5,214,286.88	
ATA	AT2060	OTHER NON APPROPRIATED ACTIVITY		(3,000,000.00)	-	
ATA	AT2060	REVENUE COLLECTIONS		6,256,849.34	-	
	TOTAL FUND		<u>\$ 3,723,822.52</u>	<u>\$ 3,256,849.34</u>	<u>\$ 5,214,286.88</u>	<u>\$ 1,766,384.98</u>
BOARD OF FINGERPRINTING						
BOARD OF FINGERPRINTING FUND						
BFA	BF2435	FINGERPRINT EXCEPTION PROGRAM		\$ 1,031,709.00	\$ 591,548.69	
	TOTAL FUND		<u>\$ 1,923,004.84</u>	<u>\$ 1,031,709.00</u>	<u>\$ 591,548.69</u>	<u>\$ 2,363,165.15</u>
DEPARTMENT OF CORRECTIONS						
FEDERAL GRANT FUND						
DCA	DC2000	FEDERAL GRANTS - OFFENDER OPERATIONS		\$ 6,379,290.80	\$ 6,341,498.88	
DCA	DC2000	FEDERAL GRANTS-DIRECTORS OFC - ADM SVCS		185,569.00	197,256.00	
DCA	DC2000	FEDERAL GRANTS-SUPPORT SVCS INCL PROGRMS		1,303,397.67	1,309,481.68	
	TOTAL FUND		<u>\$ 537,841.53</u>	<u>\$ 7,868,257.47</u>	<u>\$ 7,848,236.56</u>	<u>\$ 557,862.44</u>
CORRECTIONS FUND						
DEPARTMENT OF ADMINISTRATION						
ADA	AD2088	APPROPRIATED ACTIVITY		\$ -	\$ 425,374.68	
	TOTAL AGENCY			<u>\$ -</u>	<u>\$ 425,374.68</u>	
DEPARTMENT OF CORRECTIONS						
DCA	DC2088	APPROPRIATED ACTIVITY		\$ 2,800,000.00	\$ 32,897,318.56	
	TOTAL AGENCY			<u>\$ 2,800,000.00</u>	<u>\$ 32,897,318.56</u>	
DEPARTMENT OF REVENUE						
RVA	RV2088	OTHER AGENCYS DEPOSITS		\$ 31,442,839.51	\$ -	
	TOTAL AGENCY			<u>\$ 31,442,839.51</u>	<u>\$ -</u>	
	TOTAL FUND		<u>\$ 18,115,359.59</u>	<u>\$ 34,242,839.51</u>	<u>\$ 33,322,693.24</u>	<u>\$ 19,035,505.86</u>
STATE EDUCATION FUND FOR CORRECTIONAL ED FUND						
DCA	DC2107	APPROPRIATED ACTIVITY		\$ -	\$ 609,935.64	
DCA	DC2107	REVENUE COLLECTIONS		680,632.39	-	
	TOTAL FUND		<u>\$ 923,843.68</u>	<u>\$ 680,632.39</u>	<u>\$ 609,935.64</u>	<u>\$ 994,540.43</u>
ALCOHOL ABUSE TREATMENT FUND						
DCA	DC2204	APPROPRIATED ACTIVITY		\$ -	\$ 360,409.84	
DCA	DC2204	REVENUE COLLECTIONS		470,120.87	-	
	TOTAL FUND		<u>\$ 1,152,105.33</u>	<u>\$ 470,120.87</u>	<u>\$ 360,409.84</u>	<u>\$ 1,261,816.36</u>
TRANSITION PROGRAM FUND						
DCA	DC2379	APPROPRIATED ACTIVITY		\$ -	\$ 2,360,235.00	

See accompanying notes to financial statements.

STATE OF ARIZONA
STATEMENT OF REVENUES, EXPENDITURES AND CHANGES IN FUND BALANCE
BUDGETARY (LEGAL) BASIS
FOR THE YEAR ENDED JUNE 30, 2017

AGY	FUND	APPROPRIATION NAME	FUND BALANCE JULY 1, 2016	REVENUES AND TRANSFERS IN	EXPENDITURES AND TRANSFERS OUT	FUND BALANCE JUNE 30, 2017
DCA	DC2379	REVENUE COLLECTIONS		2,564,538.96	-	
	TOTAL FUND		\$ 1,544,608.51	\$ 2,564,538.96	\$ 2,360,235.00	\$ 1,748,912.47
COMMUNITY CORRECTIONS ENHANCEMENT FUND						
DCA	DC2395	COMMUNITY CORRECTIONS ENHANCEMENT		\$ 471,940.92	\$ 454,262.78	
	TOTAL FUND		\$ 351,814.07	\$ 471,940.92	\$ 454,262.78	\$ 369,492.21
PRISONER SPENDABLE ACCOUNTS						
DCA	DC2428	PRISONER SPENDABLE ACCOUNTS		\$ 3,639.59	-	
	TOTAL FUND		\$ 10,224.32	\$ 3,639.59	\$ -	\$ 13,863.91
EMPLOYEE RECOGNITION FUND						
			\$ 156.51	\$ -	\$ -	\$ 156.51
INTERGOVERNMENTAL AND INTERAGENCY SERVICE AGREEMENT FUND						
DCA	DC2500	INTER-GOVTAL - INTERAGY SRVC AGREEMENTS		\$ 7,451,540.87	\$ 6,026,112.23	
	TOTAL FUND		\$ 1,318,474.46	\$ 7,451,540.87	\$ 6,026,112.23	\$ 2,743,903.10
PRISON CONSTRUCTION AND OPERATIONS FUND						
DCA	DC2504	APPROPRIATED ACTIVITY		\$ -	\$ 5,027,006.12	
DCA	DC2504	REVENUE COLLECTIONS		11,291,813.96	-	
	TOTAL FUND		\$ 1,287,988.10	\$ 11,291,813.96	\$ 5,027,006.12	\$ 7,552,795.94
INMATE STORE PROCEEDS FUND						
DCA	DC2505	INMATE STORE PRIVITIZATION PROCEEDS		\$ 8,454,761.94	\$ 7,987,171.16	
	TOTAL FUND		\$ 2,996,290.73	\$ 8,454,761.94	\$ 7,987,171.16	\$ 3,463,881.51
STATE DOC REVOLVING FUND						
DCA	DC2515	TRANSITION PROGRAM		\$ 3,991,556.48	\$ 5,862,813.25	
	TOTAL FUND		\$ 3,701,473.09	\$ 3,991,556.48	\$ 5,862,813.25	\$ 1,830,216.32
DEPARTMENT OF CORRECTIONS BUILDING RENEWAL FUND						
DCA	DC2551	APPROPRIATED ACTIVITY		\$ -	\$ 4,847,936.57	
DCA	DC2551	BUILDING RENEWAL FUND REVENUES		5,613,402.36	-	
	TOTAL FUND		\$ 4,843,078.37	\$ 5,613,402.36	\$ 4,847,936.57	\$ 5,608,544.16
CREDIT CARD CLEARING FUND						
DCA	DC2600	ACI - OPERATIONS		\$ 401,650.16	-	
	TOTAL FUND		\$ 120,977.86	\$ 401,650.16	\$ -	\$ 522,628.02
PENITENTIARY LAND FUND - EARNINGS						
DCA	DC3140	APPROPRIATED ACTIVITY		\$ -	\$ 2,379,500.00	
DCA	DC3140	PENITENTIARY LAND EARNINGS		2,272,342.98	-	
	TOTAL FUND		\$ 3,675,261.65	\$ 2,272,342.98	\$ 2,379,500.00	\$ 3,568,104.63
STATE CHARITABLE, PENAL AND REFORMATORY INSTITUTIONS LAND FUND						
DCA	DC3141	APPROPRIATED ACTIVITY		\$ -	\$ 3,037,123.88	
DCA	DC3141	REVENUE COLLECTIONS		2,693,282.60	-	
DCA	DC3141	ST CHAR PEN-RET LAND EARNINGS-REV COLL		36,326.56	-	
	TOTAL FUND		\$ 4,497,030.00	\$ 2,729,609.16	\$ 3,037,123.88	\$ 4,189,515.28
DEPARTMENT OF CORRECTIONS FUND						
DCA	DC3147	DONATIONS		\$ 18,979.25	\$ 15,146.25	
	TOTAL FUND		\$ 3,070.00	\$ 18,979.25	\$ 15,146.25	\$ 6,903.00
DOC SPECIAL SERVICES FUND						
DCA	DC3187	SPECIAL SERVICES - EDUC AND OPERATIONS		\$ 8,276,348.95	\$ 8,877,568.78	
	TOTAL FUND		\$ 8,267,177.30	\$ 8,276,348.95	\$ 8,877,568.78	\$ 7,665,957.47
AZ CORRECTIONAL INDUSTRIES REVOLVING FUND						
DCA	DC4002	ACI - OPERATIONS		\$ 42,335,248.28	\$ 40,081,654.69	
	TOTAL FUND		\$ 9,478,000.71	\$ 42,335,248.28	\$ 40,081,654.69	\$ 11,731,594.30
RISK MANAGEMENT FUND						
DCA	DC4216	RISK MANAGEMENT INSURANCE REIMBURSEMENTS		\$ 300,356.56	\$ 259,540.57	
	TOTAL FUND		\$ 50,101.16	\$ 300,356.56	\$ 259,540.57	\$ 90,917.15

See accompanying notes to financial statements.

STATE OF ARIZONA
STATEMENT OF REVENUES, EXPENDITURES AND CHANGES IN FUND BALANCE
BUDGETARY (LEGAL) BASIS
FOR THE YEAR ENDED JUNE 30, 2017

AGY	FUND	APPROPRIATION NAME	FUND BALANCE JULY 1, 2016	REVENUES AND TRANSFERS IN	EXPENDITURES AND TRANSFERS OUT	FUND BALANCE JUNE 30, 2017
INDIRECT COST RECOVERY FUND						
DCA	DC9000	FEDERAL GRANTS-DIRECTORS OFC - ADM SVCS		\$ 93,394.16	\$ 17,490.30	
DCA	DC9000	INDIRECT COSTS		497,017.04	25,782.36	
TOTAL FUND			\$ 2,982,224.00	\$ 590,411.20	\$ 43,272.66	\$ 3,529,362.54
DEPARTMENT OF JUVENILE CORRECTIONS						
FEDERAL GRANT FUND						
DJA	DJ2000	ADMINISTRATION		\$ 46,216.00	\$ 50,061.79	
DJA	DJ2000	EDUCATION		414,880.63	625,327.83	
DJA	DJ2000	SECURE CARE		469,059.66	443,994.95	
TOTAL FUND			\$ 456,342.52	\$ 930,156.29	\$ 1,119,384.57	\$ 267,114.24
STATEWIDE DONATIONS FUND						
DJA	DJ2025	SECURE CARE		\$ 1,035.00	\$ 461.59	
TOTAL FUND			\$ 716.72	\$ 1,035.00	\$ 461.59	\$ 1,290.13
JUVENILE CORRECTIONS CJEF DIST FUND						
DJA	DJ2281	APPROPRIATED ACTIVITY		\$ -	\$ 857,578.83	
DJA	DJ2281	OPERATING REVENUE		543,161.49	-	
TOTAL FUND			\$ 1,236,378.37	\$ 543,161.49	\$ 857,578.83	\$ 921,961.03
STATE EDUCATION FUND FOR COMMITTED YOUTH FUND						
DJA	DJ2323	APPROPRIATED ACTIVITY		\$ -	\$ 845,794.62	
DJA	DJ2323	OPERATING REVENUE		1,320,473.34	-	
TOTAL FUND			\$ 81,258.72	\$ 1,320,473.34	\$ 845,794.62	\$ 555,937.44
EMPLOYEE RECOGNITION FUND						
DJA	DJ2449	ADMINISTRATION		\$ 2,683.00	\$ 3,382.85	
TOTAL FUND			\$ 3,348.67	\$ 2,683.00	\$ 3,382.85	\$ 2,648.82
DEPT OF JUVENILE CORRECTIONS RESTITUTION FUND						
DJA	DJ2476	ADMINISTRATION		\$ 25,447.16	\$ -	
TOTAL FUND			\$ 163,336.31	\$ 25,447.16	\$ -	\$ 188,783.47
STATE ED SYS FOR COMMITTED YOUTH CLASS FUND						
DJA	DJ2487	EDUCATION		\$ 136,892.74	\$ 168,756.41	
TOTAL FUND			\$ 435,899.08	\$ 136,892.74	\$ 168,756.41	\$ 404,035.41
INSTRUCTIONAL IMPROVEMENT FUND			\$ 7,395.40	\$ -	\$ -	\$ 7,395.40
LOCAL COST SHARING FUND						
DJA	DJ3007	APPROPRIATED ACTIVITY		\$ -	\$ 11,156,981.49	
DJA	DJ3007	OPERATING REVENUE		11,260,000.00	-	
TOTAL FUND			\$ -	\$ 11,260,000.00	\$ 11,156,981.49	\$ 103,018.51
DEPARTMENT OF JUVENILE CORRECTIONS FUND						
DJA	DJ3024	ADMINISTRATION		\$ 15,034.63	\$ 46,806.25	
TOTAL FUND			\$ 78,208.12	\$ 15,034.63	\$ 46,806.25	\$ 46,436.50
ENDOWMENTS AND LAND EARNINGS FUND						
DJA	DJ3029	APPROPRIATED ACTIVITY		\$ -	\$ 1,996,830.73	
DJA	DJ3029	OPERATING REVENUE		2,495,235.48	-	
TOTAL FUND			\$ 2,617,017.87	\$ 2,495,235.48	\$ 1,996,830.73	\$ 3,115,422.62
INDIRECT COST RECOVERY FUND			\$ 280,088.20	\$ -	\$ -	\$ 280,088.20

ARIZONA CRIMINAL JUSTICE COMMISSION

FEDERAL GRANT FUND						
JCA	JC2000	CJ SYSTEMS IMPROVEMENT - INFO TECHNOLOGY		\$ 1,336,980.00	\$ 1,333,724.71	
JCA	JC2000	CRIME CONTROL		465,737.00	465,738.32	
JCA	JC2000	CRIME VICTIMS		1,033,711.50	1,034,780.07	
JCA	JC2000	STATISTICAL ANALYSIS CENTER		155,628.00	154,075.28	
JCA	JC2002	CJ SYSTEMS IMPROVEMENT - INFO TECHNOLOGY		182,804.00	25,352.00	
JCA	JC2002	CRIME CONTROL		3,546,286.21	3,692,773.97	
JCA	JC2002	FEDERAL GRANT		-	52.71	

See accompanying notes to financial statements.

STATE OF ARIZONA
STATEMENT OF REVENUES, EXPENDITURES AND CHANGES IN FUND BALANCE
BUDGETARY (LEGAL) BASIS
FOR THE YEAR ENDED JUNE 30, 2017

AGY	FUND	APPROPRIATION NAME	FUND BALANCE JULY 1, 2016	REVENUES AND TRANSFERS IN	EXPENDITURES AND TRANSFERS OUT	FUND BALANCE JUNE 30, 2017
TOTAL FUND			<u>\$ 5,802,922.85</u>	<u>\$ 6,721,146.71</u>	<u>\$ 6,706,497.06</u>	<u>\$ 5,817,572.50</u>
CRIMINAL JUSTICE ENHANCEMENT FUND						
JCA	JC2134	APPROPRIATED ACTIVITY		\$ -	\$ 502,199.02	
JCA	JC2134	CJ SYSTEMS IMPROVEMENT - INFO TECHNOLOGY		628,840.51	716,655.59	
JCA	JC2134	CRIME CONTROL		781,667.03	2,252,240.43	
JCA	JC2134	CRIMINAL JUSTICE ENHANCEMENT FUND		486,744.59	-	
TOTAL FUND			<u>\$ 2,080,775.50</u>	<u>\$ 1,897,252.13</u>	<u>\$ 3,471,095.04</u>	<u>\$ 506,932.59</u>
VICTIM COMPENSATION AND ASSISTANCE FUND						
JCA	JC2198	APPROPRIATED ACTIVITY		\$ -	\$ 3,484,165.60	
JCA	JC2198	VICTIMS COMP ASSIST REVENUE COLLECTOR		3,306,477.87	-	
TOTAL FUND			<u>\$ 4,427,311.65</u>	<u>\$ 3,306,477.87</u>	<u>\$ 3,484,165.60</u>	<u>\$ 4,249,623.92</u>
RESOURCE CENTER FUND						
JCA	JC2280	APPROPRIATED ACTIVITY		\$ (1,000,000.00)	\$ 596,680.85	
JCA	JC2280	APRC REVENUE COLLECTOR		624,371.18	-	
TOTAL FUND			<u>\$ 1,989,707.26</u>	<u>\$ (375,628.82)</u>	<u>\$ 596,680.85</u>	<u>\$ 1,017,397.59</u>
STATE AID TO COUNTY ATTORNEYS FUND						
JCA	JC2443	APPROPRIATED ACTIVITY		\$ -	\$ 932,055.00	
JCA	JC2443	FTG REVENUE COLLECTOR		727,938.50	-	
TOTAL FUND			<u>\$ 204,258.86</u>	<u>\$ 727,938.50</u>	<u>\$ 932,055.00</u>	<u>\$ 142.36</u>
STATE AID TO INDIGENT DEFENSE FUND						
JCA	JC2445	APPROPRIATED ACTIVITY		\$ (833,273.29)	\$ -	
JCA	JC2445	FTG REVENUE COLLECTOR		690,606.95	-	
TOTAL FUND			<u>\$ 142,696.89</u>	<u>\$ (142,666.34)</u>	<u>\$ -</u>	<u>\$ 30.55</u>
DRUG AND GANG ENFORCEMENT FUND						
JCA	JC2516	APPROPRIATED ACTIVITY		\$ -	\$ 100.00	
JCA	JC2516	CRIME CONTROL		6,048,612.69	4,183,940.42	
TOTAL FUND			<u>\$ -</u>	<u>\$ 6,048,612.69</u>	<u>\$ 4,184,040.42</u>	<u>\$ 1,864,572.27</u>
DEPARTMENT OF EMERGENCY AND MILITARY AFFAIRS						
MILITARY INSTALLATION FUND						
MAA	MA1010	MILITARY INSTALLATION		\$ -	\$ 213,142.83	
TOTAL FUND			<u>\$ 3,722,504.66</u>	<u>\$ -</u>	<u>\$ 213,142.83</u>	<u>\$ 3,509,361.83</u>
EMERGENCY AND DISASTER FUND						
MAA	MA1990	EMERGENCY AND DISASTER FUND		\$ 5,672,125.95	\$ 4,399,142.95	
TOTAL FUND			<u>\$ 4,334,095.53</u>	<u>\$ 5,672,125.95</u>	<u>\$ 4,399,142.95</u>	<u>\$ 5,607,078.53</u>
FEDERAL GRANT FUND						
MAA	MA2000	CONVERSION APPROP		\$ -	\$ 540.00	
MAA	MA2001	MA FEDERAL FUNDING - ARMY NATL GUARD		-	(0.01)	
MAA	MA2001	MITIGATION AND PREPAREDNESS		7,716,443.95	7,453,917.14	
MAA	MA2001	RESPONSE AND RECOVERY		2,239,073.29	2,245,673.65	
MAA	MA2002	MA FEDERAL FUNDING - AIR NATL GUARD		5,732,942.69	6,377,271.10	
MAA	MA2002	MA FEDERAL FUNDING - ARMY NATL GUARD		26,511,616.80	26,641,804.04	
MAA	MA2002	MA FEDERAL FUNDING - MILITARY CONSTRUCTN		468,085.00	347,669.50	
TOTAL FUND			<u>\$ 2,589,754.14</u>	<u>\$ 42,668,161.73</u>	<u>\$ 43,066,875.42</u>	<u>\$ 2,191,040.45</u>
CAMP NAVAJO FUND						
MAA	MA2106	CAMP NAVAJO		\$ 11,598,211.84	\$ 13,808,826.85	
TOTAL FUND			<u>\$ 12,801,412.45</u>	<u>\$ 11,598,211.84</u>	<u>\$ 13,808,826.85</u>	<u>\$ 10,590,797.44</u>
MORALE WELFARE AND RECREATIONAL FUND						
MAA	MA2124	MWR PROGRAMS		\$ 59,729.64	\$ 19,105.72	
TOTAL FUND			<u>\$ 149,133.13</u>	<u>\$ 59,729.64</u>	<u>\$ 19,105.72</u>	<u>\$ 189,757.05</u>
NUCLEAR EMERGENCY MANAGEMENT FUND						
MAA	MA2138	APPROPRIATED ACTIVITY		\$ 2,503,140.00	\$ -	
MAA	MA2138	MARICOPA COUNTY OFF-SITE EMERGENCY PLANS		706,722.00	706,722.00	
MAA	MA2138	STATE OFF-SITE EMERGENCY PLANS		717,655.00	720,152.22	
TOTAL FUND			<u>\$ 7,498.27</u>	<u>\$ 3,927,517.00</u>	<u>\$ 1,426,874.22</u>	<u>\$ 2,508,141.05</u>

See accompanying notes to financial statements.

STATE OF ARIZONA
STATEMENT OF REVENUES, EXPENDITURES AND CHANGES IN FUND BALANCE
BUDGETARY (LEGAL) BASIS
FOR THE YEAR ENDED JUNE 30, 2017

AGY	FUND	APPROPRIATION NAME	FUND BALANCE JULY 1, 2016	REVENUES AND TRANSFERS IN	EXPENDITURES AND TRANSFERS OUT	FUND BALANCE JUNE 30, 2017
NATIONAL GUARD FUND						
MAA	MA2140	ARMORY RENTALS		\$ 96,546.81	\$ 58,979.51	
	TOTAL FUND		<u>\$ 94,802.62</u>	<u>\$ 96,546.81</u>	<u>\$ 58,979.51</u>	<u>\$ 132,369.92</u>
STATE ARMORY PROPERTY FUND						
MAA	MA2416	STATE ARMORY PROPERTY		\$ 960,160.00	\$ -	
	TOTAL FUND		<u>\$ -</u>	<u>\$ 960,160.00</u>	<u>\$ -</u>	<u>\$ 960,160.00</u>
INTERGOVERNMENTAL AND INTERAGENCY SERVICE AGREEMENT FUND						
MAA	MA2500	INTERAGENCY AND INTERGOVERNMENTAL AGREEM		\$ 1,045,286.86	\$ 888,120.12	
	TOTAL FUND		<u>\$ 557,278.93</u>	<u>\$ 1,045,286.86</u>	<u>\$ 888,120.12</u>	<u>\$ 714,445.67</u>
EMERGENCY RESPONSE FUND						
MAA	MA2602	EMERGENCY MANAGEMENT ASSISTANCE COMPACT		\$ 346,000.00	\$ 66,416.58	
	TOTAL FUND		<u>\$ -</u>	<u>\$ 346,000.00</u>	<u>\$ 66,416.58</u>	<u>\$ 279,583.42</u>
INDIRECT COST RECOVERY FUND						
MAA	MA9000	INDIRECT COSTS		\$ 671,643.93	\$ 648,581.10	
	TOTAL FUND		<u>\$ 708,856.26</u>	<u>\$ 671,643.93</u>	<u>\$ 648,581.10</u>	<u>\$ 731,919.09</u>
BOARD OF EXECUTIVE CLEMENCY						
INTERGOVERNMENTAL AND INTERAGENCY SERVICE AGREEMENT FUND						
PPA	PP2500	REVENUE COLLECTIONS		\$ 43,700.00	\$ 55,428.11	
	TOTAL FUND		<u>\$ 27,393.61</u>	<u>\$ 43,700.00</u>	<u>\$ 55,428.11</u>	<u>\$ 15,665.50</u>
DEPARTMENT OF PUBLIC SAFETY						
CAPITOL POLICE ADMINISTRATIVE TOWING FUND						
PSA	PS1999	HIGHWAY PATROL DIVISION		\$ 17,250.00	\$ 54,040.12	
	TOTAL FUND		<u>\$ 36,790.12</u>	<u>\$ 17,250.00</u>	<u>\$ 54,040.12</u>	<u>\$ -</u>
FEDERAL GRANT FUND						
PSA	PS2000	AGENCY SUPPORT DIVISION		\$ 21,878,693.00	\$ 21,920,556.09	
PSA	PS2000	COMMERCIAL VEHICLE ENFORCEMENT		10,107,459.71	10,027,597.24	
PSA	PS2000	COMMUNICATIONS GROUP		29,310.81	-	
PSA	PS2000	CRIMINAL INVESTIGATIONS		2,983,328.11	3,398,816.93	
PSA	PS2000	GITEM GROUP		91,773.79	107,004.54	
PSA	PS2000	HIGHWAY PATROL DIVISION		1,141,166.75	1,803,791.73	
PSA	PS2000	RECORDS AND IDENTIFICATION BUREAU		175,377.15	136,605.57	
PSA	PS2000	SCIENTIFIC ANALYSIS		1,083,071.64	1,454,081.09	
	TOTAL FUND		<u>\$ 2,581,417.77</u>	<u>\$ 37,490,180.96</u>	<u>\$ 38,848,453.19</u>	<u>\$ 1,223,145.54</u>
STATE HIGHWAY FUND						
PSA	PS2030	APPROPRIATED ACTIVITY		\$ 4,563,625.00	\$ 7,301,800.00	
PSA	PS2030	FUNDING SOURCE ADOT		152,841.52	-	
PSA	PS2030	OTHER NON APPROPRIATED ACTIVITY		2,585,333.48	-	
	TOTAL FUND		<u>\$ -</u>	<u>\$ 7,301,800.00</u>	<u>\$ 7,301,800.00</u>	<u>\$ -</u>
ARIZONA HIGHWAY PATROL FUND						
PSA	PS2032	APPROPRIATED ACTIVITY		\$ 2,034,788.73	\$ 24,409,907.80	
PSA	PS2032	OTHER NON APPROPRIATED ACTIVITY		(288,464.46)	-	
PSA	PS2032	PRIOR YEAR ADJUSTMENT		-	25,000.00	
PSA	PS2032	REVENUE COLLECTOR - HIGHWAY PATROL FUND		22,275,298.41	-	
	TOTAL FUND		<u>\$ 7,824,422.69</u>	<u>\$ 24,021,622.68</u>	<u>\$ 24,434,907.80</u>	<u>\$ 7,411,137.57</u>
DEPT OF PUBLIC SAFETY PEACE OFFICERS TRAINING FUND						
PSA	PS2049	AZ POLICE OFFICER STANDARDS AND TRAINING		\$ 5,161,787.64	\$ 5,458,510.83	
	TOTAL FUND		<u>\$ 1,192,106.64</u>	<u>\$ 5,161,787.64</u>	<u>\$ 5,458,510.83</u>	<u>\$ 895,383.45</u>
AUTOMOBILE THEFT AUTHORITY FUND						
PSA	PS2060	APPROPRIATED ACTIVITY		\$ -	\$ 3,000,000.00	
PSA	PS2060	OTHER NON APPROPRIATED ACTIVITY		3,000,000.00	-	
	TOTAL FUND		<u>\$ -</u>	<u>\$ 3,000,000.00</u>	<u>\$ 3,000,000.00</u>	<u>\$ -</u>
DPS JOINT FUND CONTROL FUND						

See accompanying notes to financial statements.

STATE OF ARIZONA
STATEMENT OF REVENUES, EXPENDITURES AND CHANGES IN FUND BALANCE
BUDGETARY (LEGAL) BASIS
FOR THE YEAR ENDED JUNE 30, 2017

AGY	FUND	APPROPRIATION NAME	FUND BALANCE JULY 1, 2016	REVENUES AND TRANSFERS IN	EXPENDITURES AND TRANSFERS OUT	FUND BALANCE JUNE 30, 2017
PSA	PS2085	DPS JOINT FUND		\$ 219,886,070.37	\$ 217,927,544.70	
	TOTAL FUND		\$ 819,710.75	\$ 219,886,070.37	\$ 217,927,544.70	\$ 2,778,236.42
SAFETY ENFORCE AND TRANS INFRASTRUCTURE FUND						
PSA	PS2108	APPROPRIATED ACTIVITY		\$ -	\$ 1,551,800.00	
PSA	PS2108	FUNDING SOURCE ADOT		1,705,910.80	-	
PSA	PS2108	OTHER NON APPROPRIATED ACTIVITY		103,332.43	-	
	TOTAL FUND		\$ -	\$ 1,809,243.23	\$ 1,551,800.00	\$ 257,443.23
RECORDS PROCESSING FUND						
PSA	PS2278	AGENCY SUPPORT DIVISION		\$ 426,867.59	\$ 300,648.37	
PSA	PS2278	LICENSING AND REGULATORY BUREAU		4,842,994.00	4,646,944.45	
PSA	PS2278	OTHER NON APPROPRIATED ACTIVITY		(1,958.59)	-	
PSA	PS2278	RECORDS AND IDENTIFICATION BUREAU		3,033.73	11,043.27	
PSA	PS2278	SCIENTIFIC ANALYSIS		20,164.50	19,303.27	
	TOTAL FUND		\$ 714,659.93	\$ 5,291,101.23	\$ 4,977,939.36	\$ 1,027,821.80
RECORDS PROCESSING FUND						
PSA	PS2280	APPROPRIATED ACTIVITY		\$ -	\$ 1,000,000.00	
PSA	PS2280	OTHER NON APPROPRIATED ACTIVITY		1,000,000.00	-	
	TOTAL FUND		\$ -	\$ 1,000,000.00	\$ 1,000,000.00	\$ -
CRIME LABORATORY ASSESSMENT FUND						
PSA	PS2282	APPROPRIATED ACTIVITY		\$ -	\$ 958,040.43	
PSA	PS2282	REVENUE COLLECTOR-CRIME LAB ASSESSMNT FD		713,065.33	-	
	TOTAL FUND		\$ 438,565.47	\$ 713,065.33	\$ 958,040.43	\$ 193,590.37
AZ AUTOMATED FINGERPRINT ID SYSTEM FUND						
PSA	PS2286	APPROPRIATED ACTIVITY		\$ -	\$ 914,339.13	
PSA	PS2286	AUTOMATED FINGERPRINT ID FUND REV COLL		2,002,783.49	-	
	TOTAL FUND		\$ 1,611,157.34	\$ 2,002,783.49	\$ 914,339.13	\$ 2,699,601.70
DPS ADMINISTRATION FUND						
PSA	PS2322	AGENCY SUPPORT DIVISION		\$ 583,430.82	\$ 176,701.85	
PSA	PS2322	COMMUNICATIONS GROUP		617,808.83	432,177.90	
PSA	PS2322	CRIMINAL INVESTIGATIONS		10,103.75	45,521.52	
PSA	PS2322	HIGHWAY PATROL DIVISION		200,004.03	364,428.58	
PSA	PS2322	ROCKY MOUNTAIN INFORMATION NETWORK		-	66,356.46	
PSA	PS2322	SCIENTIFIC ANALYSIS		436,423.54	446,487.38	
PSA	PS2322	TECHNICAL SERVICES DIVISION		338,032.63	358,873.56	
	TOTAL FUND		\$ 1,691,675.95	\$ 2,185,803.60	\$ 1,890,547.25	\$ 1,986,932.30
AZ DNA IDENTIFICATION SYSTEM FUND						
PSA	PS2337	APPROPRIATED ACTIVITY		\$ -	\$ 4,530,790.90	
PSA	PS2337	DNA ID SYSTEM FUND		4,471,813.39	-	
	TOTAL FUND		\$ 222,566.38	\$ 4,471,813.39	\$ 4,530,790.90	\$ 163,588.87
MOTOR CARRIER SAFETY REVOLVING FUND						
PSA	PS2380	COMMERCIAL VEHICLE ENFORCEMENT		\$ 7,597.69	\$ 1,980.87	
	TOTAL FUND		\$ 10,010.25	\$ 7,597.69	\$ 1,980.87	\$ 15,627.07
FAMILIES OF FALLEN POLICE OFFICERS SPEC PLATE FUND						
PSA	PS2386	FAMILIES OF FALLEN POLICE SPECIAL PLATE		\$ 266,016.00	\$ 266,343.33	
	TOTAL FUND		\$ 640.44	\$ 266,016.00	\$ 266,343.33	\$ 313.11
PUBLIC SAFETY EQUIPMENT FUND						
PSA	PS2391	APPROPRIATED ACTIVITY		\$ -	\$ 5,902,754.83	
PSA	PS2391	OTHER NON APPROPRIATED ACTIVITY		(243,025.34)	-	
PSA	PS2391	PUBLIC SAFETY EQUIPMENT REVENUE COLLECTR		(3,068,969.83)	-	
	TOTAL FUND		\$ 14,467,336.81	\$ (3,311,995.17)	\$ 5,902,754.83	\$ 5,252,586.81
CRIME LABORATORY OPERATIONS FUND						
PSA	PS2394	APPROPRIATED ACTIVITY		\$ -	\$ 12,942,045.08	
PSA	PS2394	CRIME LAB OPERATIONS FUND REV COLL		11,520,921.64	-	
	TOTAL FUND		\$ 1,697,260.56	\$ 11,520,921.64	\$ 12,942,045.08	\$ 276,137.12
GANG IMMIGRATION INTEL TEAM ENFORCE MISSION FUND						

See accompanying notes to financial statements.

STATE OF ARIZONA
STATEMENT OF REVENUES, EXPENDITURES AND CHANGES IN FUND BALANCE
BUDGETARY (LEGAL) BASIS
FOR THE YEAR ENDED JUNE 30, 2017

AGY	FUND	APPROPRIATION NAME	FUND BALANCE JULY 1, 2016	REVENUES AND TRANSFERS IN	EXPENDITURES AND TRANSFERS OUT	FUND BALANCE JUNE 30, 2017
PSA	PS2396	APPROPRIATED ACTIVITY		\$ -	\$ 4,805,189.72	
PSA	PS2396	GIITEM FUND REVENUE COLLECTOR		2,603,400.00	-	
PSA	PS2396	GIITEM SUBACCOUNT REVENUE COLLECTOR		2,112,299.64	-	
	TOTAL FUND		\$ 2,784,516.20	\$ 4,715,699.64	\$ 4,805,189.72	\$ 2,695,026.12
FINGERPRINT CLEARANCE CARD FUND						
PSA	PS2433	LICENSING AND REGULATORY BUREAU		\$ 7,734,317.48	\$ 4,817,742.88	
PSA	PS2433	OTHER NON APPROPRIATED ACTIVITY		(133,801.04)	-	
	TOTAL FUND		\$ 21,549.64	\$ 7,600,516.44	\$ 4,817,742.88	\$ 2,804,323.20
BOARD OF FINGERPRINTING FUND						
PSA	PS2435	LICENSING AND REGULATORY BUREAU		\$ 1,079,141.00	\$ 1,036,809.00	
	TOTAL FUND		\$ 134,575.00	\$ 1,079,141.00	\$ 1,036,809.00	\$ 176,907.00
STATE AID TO INDIGENT DEFENSE FUND						
PSA	PS2445	APPROPRIATED ACTIVITY		\$ -	\$ 562,456.12	
PSA	PS2445	OTHER NON APPROPRIATED ACTIVITY		757,220.29	-	
	TOTAL FUND		\$ 1,269.42	\$ 757,220.29	\$ 562,456.12	\$ 196,033.59
DEPARTMENT OF PUBLIC SAFETY LICENSING FUND						
PSA	PS2490	LICENSING AND REGULATORY BUREAU		\$ 1,176,873.00	\$ 1,041,336.15	
	TOTAL FUND		\$ 237,622.06	\$ 1,176,873.00	\$ 1,041,336.15	\$ 373,158.91
INTERGOVERNMENTAL AND INTERAGENCY SERVICE AGREEMENT FUND						
PSA	PS2500	AGENCY SUPPORT DIVISION		\$ 1,102,598.41	\$ 1,136,907.69	
PSA	PS2500	AVIATION		839,968.29	781,445.61	
PSA	PS2500	COMMUNICATIONS GROUP		-	166,628.25	
PSA	PS2500	CRIMINAL INVESTIGATIONS		3,809,981.87	4,149,749.67	
PSA	PS2500	HIGHWAY PATROL DIVISION		3,083,057.35	2,705,098.49	
PSA	PS2500	OTHER NON APPROPRIATED ACTIVITY		(290.77)	-	
PSA	PS2500	SCIENTIFIC ANALYSIS		-	25,158.24	
	TOTAL FUND		\$ 1,587,988.17	\$ 8,835,315.15	\$ 8,964,987.95	\$ 1,458,315.37
PARITY COMPENSATION FUND						
PSA	PS2510	APPROPRIATED ACTIVITY		\$ -	\$ 2,084,944.16	
PSA	PS2510	PARITY COMPENSATION REVENUE COLLECTOR		3,161,827.48	-	
	TOTAL FUND		\$ 3,347,178.83	\$ 3,161,827.48	\$ 2,084,944.16	\$ 4,424,062.15
CONCEALED WEAPONS PERMIT FUND						
PSA	PS2518	APPROPRIATED ACTIVITY		\$ -	\$ 1,513,537.95	
PSA	PS2518	REVENUE COLLECTOR - CONCEALED WEAPONS		4,193,916.00	-	
	TOTAL FUND		\$ 2,630,825.94	\$ 4,193,916.00	\$ 1,513,537.95	\$ 5,311,203.99
VICTIMS' RIGHTS ENFORCEMENT FUND						
PSA	PS2519	VICTIMS RIGHTS ENFORCEMENT FUND		\$ 962,031.97	\$ 896,335.57	
	TOTAL FUND		\$ 874,454.91	\$ 962,031.97	\$ 896,335.57	\$ 940,151.31
ARIZONA HIGHWAY USER REVENUE FUND						
PSA	PS3113	APPROPRIATED ACTIVITY		\$ 84,005,337.50	\$ 95,908,466.75	
PSA	PS3113	FUNDING SOURCE ADOT		1,928,342.75	-	
PSA	PS3113	OTHER NON APPROPRIATED ACTIVITY		9,974,786.50	-	
	TOTAL FUND		\$ -	\$ 95,908,466.75	\$ 95,908,466.75	\$ -
ANTI-RACKETEERING REVOLVING FUND						
PSA	PS3123	AGENCY SUPPORT DIVISION		\$ (256,136.75)	\$ 417,560.96	
PSA	PS3123	AVIATION		129,182.13	454,309.28	
PSA	PS3123	COMMUNICATIONS GROUP		17,375.00	11,505.83	
PSA	PS3123	CRIMINAL INVESTIGATIONS		3,434,755.99	4,154,161.41	
PSA	PS3123	HIGHWAY PATROL DIVISION		1,530,360.66	1,261,013.67	
PSA	PS3123	LICENSING AND REGULATORY BUREAU		4,950.00	34,853.28	
PSA	PS3123	SCIENTIFIC ANALYSIS		-	(340.20)	
	TOTAL FUND		\$ 9,558,956.91	\$ 4,860,487.03	\$ 6,333,064.23	\$ 8,086,379.71
CRIMINAL JUSTICE ENHANCEMENT FUND						
PSA	PS3702	APPROPRIATED ACTIVITY		\$ -	\$ 2,800,306.52	
PSA	PS3702	CJEF PASS THRU FUND REV COLL		2,257,006.79	-	
	TOTAL FUND		\$ 720,314.88	\$ 2,257,006.79	\$ 2,800,306.52	\$ 177,015.15

See accompanying notes to financial statements.

STATE OF ARIZONA
STATEMENT OF REVENUES, EXPENDITURES AND CHANGES IN FUND BALANCE
BUDGETARY (LEGAL) BASIS
FOR THE YEAR ENDED JUNE 30, 2017

AGY	FUND	APPROPRIATION NAME	FUND BALANCE JULY 1, 2016	REVENUES AND TRANSFERS IN	EXPENDITURES AND TRANSFERS OUT	FUND BALANCE JUNE 30, 2017
RISK MANAGEMENT FUND						
PSA	PS4216	APPROPRIATED ACTIVITY		\$ -	\$ 1,263,700.00	
PSA	PS4216	OTHER NON APPROPRIATED ACTIVITY		1,263,700.00	-	
TOTAL FUND			\$ 18,993.09	\$ 1,263,700.00	\$ 1,263,700.00	\$ 18,993.09
AUTOMATION OPERATIONS FUND						
PSA	PS4230	OTHER NON APPROPRIATED ACTIVITY		\$ (18,680.25)	\$ -	
TOTAL FUND			\$ 18,680.25	\$ (18,680.25)	\$ -	\$ -
INDIRECT COST RECOVERY FUND						
PSA	PS9000	AGENCY SUPPORT DIVISION		\$ 1,092,040.58	\$ 750,989.71	
PSA	PS9000	COMMERCIAL VEHICLE ENFORCEMENT		-	(498,740.05)	
PSA	PS9000	CRIMINAL INVESTIGATIONS		-	(232,611.54)	
PSA	PS9000	HIGHWAY PATROL DIVISION		-	(19,717.56)	
PSA	PS9000	LICENSING AND REGULATORY BUREAU		-	0.01	
PSA	PS9000	LOGISTICAL SUPPORT		-	24,829.21	
PSA	PS9000	RECORDS AND IDENTIFICATION BUREAU		-	54,593.25	
PSA	PS9000	SCIENTIFIC ANALYSIS		-	77,743.63	
TOTAL FUND			\$ 1,205,287.87	\$ 1,092,040.58	\$ 157,086.66	\$ 2,140,241.79
TRANSPORTATION						
DEPARTMENT OF TRANSPORTATION						
STATE AVIATION FUND						
DTA	DT2005	APPROPRIATED ACTIVITY		\$ (150,319.12)	\$ 20,854,069.39	
DTA	DT2005	AVIATION - FEDERAL REVENUE - EXPENDITURE		-	4,494,155.01	
DTA	DT2005	AVIATION REVENUE		18,809,292.32	-	
DTA	DT2005	FEDERAL AID - HWY		3,986,788.00	-	
DTA	DT2005	GRAND CANYON AIRPORT 3RD PARTY		57,069.51	25,904.23	
DTA	DT2005	GRAND CANYON AIRPORT REVENUE		1,141,060.34	-	
TOTAL FUND			\$ 12,207,313.68	\$ 23,843,891.05	\$ 25,374,128.63	\$ 10,677,076.10
REGIONAL AREA ROAD FUND						
DTA	DT2029	ADOT NON APPROPRIATED		\$ -	\$ 600.00	
DTA	DT2029	FEDERAL AID - HWY		231,656,114.87	222,679,179.46	
DTA	DT2029	LOCAL AGENCY DEPOSITS		-	(109.43)	
DTA	DT2029	M-RARF CONSTRUCT FREEWAYS - OTH RT 56-2		653,697,789.83	240,116,508.62	
DTA	DT2029	M-RARF CONSTRUCTION		7,021,171.70	335,775.43	
DTA	DT2029	M-RARF MJR ARTRIAL - INTERSECT IMPR 10-5		50,857,252.74	19,529,188.73	
DTA	DT2029	OTHER NON APPROPRIATED ACTIVITY		(430,942,372.02)	-	
DTA	DT2029	PRIOR YEAR ADJUSTMENT		105,815,677.10	-	
TOTAL FUND			\$ 277,174,088.87	\$ 618,105,634.22	\$ 482,661,142.81	\$ 412,618,580.28
STATE HIGHWAY FUND						
DTA	DT2030	ADOT NON APPROPRIATED		\$ -	\$ 12,400.00	
DTA	DT2030	APPROPRIATED ACTIVITY		35,269,262.74	518,591,148.38	
DTA	DT2030	FEDERAL AID - HWY		425,017,860.69	418,457,957.69	
DTA	DT2030	HELP LOAN PROCEEDS - MAG		-	436,785.00	
DTA	DT2030	HIGHWAY CONSTRUCTION		500,270.26	67,929,191.78	
DTA	DT2030	HIGHWAY FUND REVENUE		684,809,468.28	-	
DTA	DT2030	IBM LEGACY PROJECT		13,658,090.72	13,981,966.67	
DTA	DT2030	INSURANCE RECOVERY		4,076,726.54	872,869.65	
DTA	DT2030	LOCAL AGENCY DEPOSITS		(54,467.84)	(143,930.80)	
DTA	DT2030	LOGO SIGN PROGRAM		7,019,659.53	4,346,170.82	
DTA	DT2030	OTHER NON APPROPRIATED ACTIVITY		(487,298,110.08)	-	
DTA	DT2030	POSTAGE FUND		1,679,378.43	1,508,457.76	
DTA	DT2030	PRIOR YEAR ADJUSTMENT		7,226,188.09	-	
DTA	DT2030	RDS OF REGIONAL SIGNIFIC CONGSTN MITIGAT		265,780.10	-	
DTA	DT2030	REGULAR 15PERCENT PHX MAG CONSTR		217,152,855.07	9,084,781.64	
DTA	DT2030	REGULAR 15PERCENT TUC-PAG CONSTR		213,429,347.08	57,226,551.48	
DTA	DT2030	STAN - PAG - 16PERCENT		451,490.77	386,499.39	
DTA	DT2030	STAN - TOC - 24PERCENT		16,845,872.72	316.88	
DTA	DT2030	UNDERGROUND STORAGE TANK ADMIN		(115,262.20)	-	
TOTAL FUND			\$ 557,219,490.46	\$ 1,139,934,410.90	\$ 1,092,691,166.34	\$ 604,462,735.02

See accompanying notes to financial statements.

STATE OF ARIZONA
STATEMENT OF REVENUES, EXPENDITURES AND CHANGES IN FUND BALANCE
BUDGETARY (LEGAL) BASIS
FOR THE YEAR ENDED JUNE 30, 2017

AGY	FUND	APPROPRIATION NAME	FUND BALANCE JULY 1, 2016	REVENUES AND TRANSFERS IN	EXPENDITURES AND TRANSFERS OUT	FUND BALANCE JUNE 30, 2017
ARIZONA HIGHWAYS MAGAZINE FUND						
DTA	DT2031	ARIZONA HIGHWAYS MAGAZINE		\$ 4,979,164.02	\$ 4,468,467.71	
DTA	DT2031	EXPENDITURE OFFSET		-	(20,120.74)	
DTA	DT2031	OTHER EXPENDITURE ACTIVITY		-	4,361.07	
	TOTAL FUND		<u>\$ 2,306,937.44</u>	<u>\$ 4,979,164.02</u>	<u>\$ 4,452,708.04</u>	<u>\$ 2,833,393.42</u>
TRANSPORTATION DEPARTMENT EQUIPMENT FUND						
DTA	DT2071	APPROPRIATED ACTIVITY		\$ (2,001,600.43)	\$ 16,678,888.15	
DTA	DT2071	EQR 3RD PARTY RECOVERY		8,035,135.91	7,822,462.02	
DTA	DT2071	EXPENDITURE OFFSET		-	(19,345,153.33)	
DTA	DT2071	OTHER EXPENDITURE ACTIVITY		-	13,002,688.71	
DTA	DT2071	REVENUE COLLECTIONS ADOT EQUIPMENT FUND		18,156,272.29	-	
	TOTAL FUND		<u>\$ 65,438,744.42</u>	<u>\$ 24,189,807.77</u>	<u>\$ 18,158,885.55</u>	<u>\$ 71,469,666.64</u>
ADOT FEDERAL PROGRAMS FUND						
DTA	DT2097	FTA CONSOLIDATED PROGRAMS		\$ 23,212,243.75	\$ 21,822,846.33	
	TOTAL FUND		<u>\$ (340,891.18)</u>	<u>\$ 23,212,243.75</u>	<u>\$ 21,822,846.33</u>	<u>\$ 1,048,506.24</u>
SAFETY ENFORCE AND TRANS INFRASTRUCTURE FUND						
DTA	DT2108	APPROPRIATED ACTIVITY		\$ 1,475,574.84	\$ 2,054,067.97	
DTA	DT2108	OTHER NON APPROPRIATED ACTIVITY		(754,375.75)	-	
DTA	DT2108	SAFETY ENFORCEMENT - TRANS INFRASTRUCTURE		1,100,000.00	-	
	TOTAL FUND		<u>\$ 518,972.38</u>	<u>\$ 1,821,199.09</u>	<u>\$ 2,054,067.97</u>	<u>\$ 286,103.50</u>
AIR QUALITY FUND						
DTA	DT2226	APPROPRIATED ACTIVITY		\$ 161,700.00	\$ 161,667.96	
	TOTAL FUND		<u>\$ 72,745.52</u>	<u>\$ 161,700.00</u>	<u>\$ 161,667.96</u>	<u>\$ 72,777.56</u>
ECONOMIC STRENGTH PROJECT FUND						
DTA	DT2244	ECONOMIC STRENGTH PROJECT		\$ 1,011,431.14	\$ 500,441.87	
	TOTAL FUND		<u>\$ 1,012,001.14</u>	<u>\$ 1,011,431.14</u>	<u>\$ 500,441.87</u>	<u>\$ 1,522,990.41</u>
CASH DEPOSITS FUND						
DTA	DT2266	PRIOR YEAR ADJUSTMENT		\$ 650,469.66	\$ -	
	TOTAL FUND		<u>\$ (53,837.00)</u>	<u>\$ 650,469.66</u>	<u>\$ -</u>	<u>\$ 596,632.66</u>
VEHICLE INSPECTION AND CERTIFICATION OF TITLE ENFORCEMENT FUND						
DTA	DT2272	APPROPRIATED ACTIVITY		\$ -	\$ 1,917,850.66	
DTA	DT2272	VEHICLE INSPECTION - TITLE ENFORCEMENT		2,150,712.54	-	
	TOTAL FUND		<u>\$ 1,948,638.79</u>	<u>\$ 2,150,712.54</u>	<u>\$ 1,917,850.66</u>	<u>\$ 2,181,500.67</u>
MOTOR VEHICLE LIABILITY INS ENFORCEMENT FUND						
DTA	DT2285	APPROPRIATED ACTIVITY		\$ -	\$ 2,399,715.28	
DTA	DT2285	MTR VHCL LIABILITY INS ENF ADMIN		3,239,055.00	-	
	TOTAL FUND		<u>\$ 4,703,788.52</u>	<u>\$ 3,239,055.00</u>	<u>\$ 2,399,715.28</u>	<u>\$ 5,543,128.24</u>
MOTOR CARRIER SAFETY REVOLVING FUND						
DTA	DT2380	MOTOR CARRIER SAFETY PROGRAM		\$ 7,699.98	\$ 36,569.43	
	TOTAL FUND		<u>\$ 50,685.47</u>	<u>\$ 7,699.98</u>	<u>\$ 36,569.43</u>	<u>\$ 21,816.02</u>
SHARED LOCATION AND ADVERTISING AGREEMENTS EXPENSE FUND						
DTA	DT2414	THE SHARED LOCATION & ADVERTISING AGRMNT		\$ 54,370.43	\$ 3,951.67	
	TOTAL FUND		<u>\$ 37,075.66</u>	<u>\$ 54,370.43</u>	<u>\$ 3,951.67</u>	<u>\$ 87,494.42</u>
HIGHWAY EXPANSION AND EXTENSION LOAN PROGRAM FUND						
DTA	DT2417	HELP - RESTRICTED		\$ 657,455.08	\$ -	
	TOTAL FUND		<u>\$ 59,293,342.66</u>	<u>\$ 657,455.08</u>	<u>\$ -</u>	<u>\$ 59,950,797.74</u>
DRIVING UNDER INFLUENCE ABATEMENT FUND						
DTA	DT2422	APPROPRIATED ACTIVITY		\$ 153,200.00	\$ 149,347.56	
	TOTAL FUND		<u>\$ 40,833.93</u>	<u>\$ 153,200.00</u>	<u>\$ 149,347.56</u>	<u>\$ 44,686.37</u>
EMPLOYEE RECOGNITION FUND						
DTA	DT2449	EMPLOYEE AWARDS AND RECOGNITION		\$ 7,579.60	\$ 6,399.51	
	TOTAL FUND		<u>\$ 25,316.71</u>	<u>\$ 7,579.60</u>	<u>\$ 6,399.51</u>	<u>\$ 26,496.80</u>
GRANT ANTICIPATION NOTES FUND						

See accompanying notes to financial statements.

STATE OF ARIZONA
STATEMENT OF REVENUES, EXPENDITURES AND CHANGES IN FUND BALANCE
BUDGETARY (LEGAL) BASIS
FOR THE YEAR ENDED JUNE 30, 2017

AGY	FUND	APPROPRIATION NAME	FUND BALANCE JULY 1, 2016	REVENUES AND TRANSFERS IN	EXPENDITURES AND TRANSFERS OUT	FUND BALANCE JUNE 30, 2017
DTA	DT2463	ADOT NON APPROPRIATED		\$ 35,505,542.44	\$ 35,493,706.02	
	TOTAL FUND		\$ -	\$ 35,505,542.44	\$ 35,493,706.02	\$ 11,836.42
INTERGOVERNMENTAL AND INTERAGENCY SERVICE AGREEMENT FUND						
DTA	DT2500	DONATIONS		\$ 3,000.00	\$ -	
DTA	DT2500	UNDERGROUND STORAGE TANK ADMIN		235,262.20	171,965.35	
	TOTAL FUND		\$ -	\$ 238,262.20	\$ 171,965.35	\$ 66,296.85
STATEWIDE SPECIAL PLATES FUND						
DTA	DT2650	SPECIAL PLATES		\$ 2,316,317.65	\$ 2,038,830.43	
	TOTAL FUND		\$ 958,256.09	\$ 2,316,317.65	\$ 2,038,830.43	\$ 1,235,743.31
ARIZONA HIGHWAY USER REVENUE FUND						
DTA	DT3113	APPROPRIATED ACTIVITY		\$ 649,700.00	\$ 607,401.01	
DTA	DT3113	HIGHWAY USER REVENUE		759,174,938.89	655,786,728.45	
DTA	DT3113	OTHER NON APPROPRIATED ACTIVITY		(93,980,124.00)	-	
	TOTAL FUND		\$ 115,678,971.38	\$ 665,844,514.89	\$ 656,394,129.46	\$ 125,129,356.81
ADOT MVD CLEARING FUND						
DTA	DT3153	INTERNATIONAL FUEL TAX AGREEMENT		\$ 7,180.31	\$ -	
DTA	DT3153	IRP PRORATE		(10,441,508.09)	-	
DTA	DT3153	MVD REVENUE CLEARING		(13,079,901.60)	-	
	TOTAL FUND		\$ 66,093,125.82	\$ (23,514,229.38)	\$ -	\$ 42,578,896.44
LOCAL AGENCY DEPOSITS FUND						
DTA	DT3701	FEDERAL AID - HWY		\$ 117,629,938.34	\$ 116,976,154.28	
DTA	DT3701	LOCAL AGENCY DEPOSITS		6,175,929.58	12,328,503.75	
	TOTAL FUND		\$ 2,818,309.77	\$ 123,805,867.92	\$ 129,304,658.03	\$ (2,680,480.34)
UNDERGROUND STORAGE TANK CLEARING FUND						
DTA	DT3728	UNDRGROUND STORAGE TANK TAX CLRNG		\$ (2,065,006.46)	\$ -	
	TOTAL FUND		\$ 3,054,324.59	\$ (2,065,006.46)	\$ -	\$ 989,318.13
RENTAL TAX AND BOND DEPOSIT FUND						
DTA	DT3737	DEBT SERVICE SERIES 1992B		\$ 4,650.00	\$ -	
DTA	DT3737	HIGHWAY PROPERTY RENTALS-24PERCENT LIEU TAX		331,495.46	-	
DTA	DT3737	RIGHT OF WAY PRIVILEGE TAX		(4,224.67)	17.43	
	TOTAL FUND		\$ 893,161.00	\$ 331,920.79	\$ 17.43	\$ 1,225,064.36
HIGHWAY DEBT SERVICE FUND						
DTA	DT5004	ADOT NON APPROPRIATED		\$ 157,848,445.57	\$ 282,466,427.64	
	TOTAL FUND		\$ 145,330,821.65	\$ 157,848,445.57	\$ 282,466,427.64	\$ 20,712,839.58
DEBT SERVICE FUND						
DTA	DT5008	ADOT NON APPROPRIATED		\$ 101,177,335.81	\$ 101,016,713.84	
	TOTAL FUND		\$ 989,684.37	\$ 101,177,335.81	\$ 101,016,713.84	\$ 1,150,306.34
NATURAL RESOURCES						
DEPARTMENT OF FORESTRY AND FIRE MANAGEMENT						
ARSON DETECTION REWARD FUND						
FOA	FO2169	ARSON REWARD PAYOUTS		\$ 110,653.56	\$ -	
	TOTAL FUND		\$ -	\$ 110,653.56	\$ -	\$ 110,653.56
COOPERATIVE FORESTRY FUND						
FOA	FO2233	CO-OP FEDERAL GRANTS		\$ 7,168,988.32	\$ 4,203,498.48	
FOA	FO2234	OTHER FORESTRY PROGRAMS		683,029.79	507,161.14	
FOA	FO2235	CO-OP INMATE FIRE CREWS		1,983,939.22	2,794,443.82	
	TOTAL FUND		\$ (555,248.25)	\$ 9,835,957.33	\$ 7,505,103.44	\$ 1,775,605.64
FIRE SUPPRESSION FUND						
FOA	FO2361	PRE-POSITIONING		\$ 2,085,550.00	\$ 4,124,479.51	
FOA	FO2362	WILDLAND FIRE COUNCIL		21,555,045.01	22,384,823.44	
FOA	FO2369	FEDERAL FIRES		24,085,451.39	24,242,580.08	
	TOTAL FUND		\$ 3,214,718.65	\$ 47,726,046.40	\$ 50,751,883.03	\$ 188,882.02

See accompanying notes to financial statements.

STATE OF ARIZONA
STATEMENT OF REVENUES, EXPENDITURES AND CHANGES IN FUND BALANCE
BUDGETARY (LEGAL) BASIS
FOR THE YEAR ENDED JUNE 30, 2017

AGY	FUND	APPROPRIATION NAME	FUND BALANCE JULY 1, 2016	REVENUES AND TRANSFERS IN	EXPENDITURES AND TRANSFERS OUT	FUND BALANCE JUNE 30, 2017
INTERGOVERNMENTAL AND INTERAGENCY SERVICE AGREEMENT FUND						
FOA	FO2500	INTERAGENCY FUND		\$ 59,839.17	\$ 16,931.10	
	TOTAL FUND		<u>\$ -</u>	<u>\$ 59,839.17</u>	<u>\$ 16,931.10</u>	<u>\$ 42,908.07</u>
TRAMPOLINE COURT SAFETY FUND						
FOA	FO2578	TRAMPOLINE SAFETY		\$ 4,594.00	\$ -	
	TOTAL FUND		<u>\$ -</u>	<u>\$ 4,594.00</u>	<u>\$ -</u>	<u>\$ 4,594.00</u>
INDIRECT COST RECOVERY FUND						
FOA	FO9000	CO-OP FEDERAL GRANTS		\$ 1,001,671.71	\$ 676,632.80	
	TOTAL FUND		<u>\$ (116,817.66)</u>	<u>\$ 1,001,671.71</u>	<u>\$ 676,632.80</u>	<u>\$ 208,221.25</u>
ARIZONA GAME AND FISH DEPARTMENT						
FEDERAL GRANT FUND						
GFA	GF2000	WILDLIFE MANAGEMENT		\$ (131,126.16)	\$ 2,233.38	
	TOTAL FUND		<u>\$ 138,507.41</u>	<u>\$ (131,126.16)</u>	<u>\$ 2,233.38</u>	<u>\$ 5,147.87</u>
GAME AND FISH FUND						
GFA	GF2027	APPROPRIATED ACTIVITY		\$ 275,991.70	\$ 30,649,270.34	
GFA	GF2027	REVENUE COLLECTIONS - APPROP FUNDS		34,167,889.20	-	
GFA	GF2029	SMALL CONTRACTS		1,057,257.21	1,007,238.71	
	TOTAL FUND		<u>\$ 16,870,711.78</u>	<u>\$ 35,501,138.11</u>	<u>\$ 31,656,509.05</u>	<u>\$ 20,715,340.84</u>
GAME AND FISH REVOLVING FUND						
GFA	GF2028	OPERATIONS		\$ 2,716.00	\$ 1,784.92	
GFA	GF2028	SHOOTING RANGE OPERATIONS		3,162,409.47	2,761,143.60	
GFA	GF2028	SMALL CONTRACTS		7,462,273.20	7,294,176.03	
GFA	GF2028	WILDLIFE MANAGEMENT		34,280,317.27	37,688,990.59	
	TOTAL FUND		<u>\$ 3,265,194.64</u>	<u>\$ 44,907,715.94</u>	<u>\$ 47,746,095.14</u>	<u>\$ 426,815.44</u>
LAND WATER CONSERVATION RECREATION DEVELOPMENT FUND						
GFA	GF2036	REVENUE COLLECTIONS - APPROP FUNDS		\$ 349.51	\$ -	
	TOTAL FUND		<u>\$ 31,811.68</u>	<u>\$ 349.51</u>	<u>\$ -</u>	<u>\$ 32,161.19</u>
CONSERVATION DEVELOPMENT FUND						
GFA	GF2062	CONVERSION APPROP		\$ (7,477.92)	\$ -	
GFA	GF2062	WILDLIFE MANAGEMENT		1,294,101.82	2,156,500.00	
	TOTAL FUND		<u>\$ 1,946,808.24</u>	<u>\$ 1,286,623.90</u>	<u>\$ 2,156,500.00</u>	<u>\$ 1,076,932.14</u>
WATERCRAFT LICENSING FUND						
GFA	GF2079	APPROPRIATED ACTIVITY		\$ 102.66	\$ 4,946,866.39	
GFA	GF2079	REVENUE COLLECTIONS - APPROP FUNDS		4,570,513.17	-	
	TOTAL FUND		<u>\$ 6,156,501.10</u>	<u>\$ 4,570,615.83</u>	<u>\$ 4,946,866.39</u>	<u>\$ 5,780,250.54</u>
WILDLIFE THEFT PREVENTION FUND						
GFA	GF2080	OPERATIONS		\$ 175,497.56	\$ 183,826.72	
	TOTAL FUND		<u>\$ 139,954.53</u>	<u>\$ 175,497.56</u>	<u>\$ 183,826.72</u>	<u>\$ 131,625.37</u>
GAME NON GAME FISH AND ENDANGERED SPECIES FUND						
GFA	GF2127	APPROPRIATED ACTIVITY		\$ -	\$ 111,196.96	
GFA	GF2127	REVENUE COLLECTIONS - APPROP FUNDS		196,487.40	-	
	TOTAL FUND		<u>\$ 112,494.97</u>	<u>\$ 196,487.40</u>	<u>\$ 111,196.96</u>	<u>\$ 197,785.41</u>
CAPITAL IMPROVEMENT FUND						
GFA	GF2203	APPROPRIATED ACTIVITY		\$ -	\$ 1,127,926.58	
GFA	GF2203	REVENUE COLLECTIONS - APPROP FUNDS		2,154,696.51	-	
	TOTAL FUND		<u>\$ 32,001.66</u>	<u>\$ 2,154,696.51</u>	<u>\$ 1,127,926.58</u>	<u>\$ 1,058,771.59</u>
OFF-HIGHWAY VEHICLE RECREATION FUND						
GFA	GF2253	WATERCRAFT MGMT - OFF-HIGHWAY VEHICLES		\$ 1,776,048.80	\$ 1,838,234.45	
	TOTAL FUND		<u>\$ 669,228.20</u>	<u>\$ 1,776,048.80</u>	<u>\$ 1,838,234.45</u>	<u>\$ 607,042.55</u>
WILDLIFE ENDOWMENT FUND						
GFA	GF2279	REVENUE COLLECTIONS - APPROP FUNDS		\$ 206,538.28	\$ -	
	TOTAL FUND		<u>\$ 2,436,762.41</u>	<u>\$ 206,538.28</u>	<u>\$ -</u>	<u>\$ 2,643,300.69</u>

See accompanying notes to financial statements.

STATE OF ARIZONA
STATEMENT OF REVENUES, EXPENDITURES AND CHANGES IN FUND BALANCE
BUDGETARY (LEGAL) BASIS
FOR THE YEAR ENDED JUNE 30, 2017

AGY	FUND	APPROPRIATION NAME	FUND BALANCE JULY 1, 2016	REVENUES AND TRANSFERS IN	EXPENDITURES AND TRANSFERS OUT	FUND BALANCE JUNE 30, 2017
GAME AND FISH COMMISSION HERITAGE FUND						
GFA	GF2295	REVENUE COLLECTIONS - APPROP FUNDS		\$ 10,463,864.24	\$ 8,312,513.38	
	TOTAL FUND		<u>\$ 14,814,390.94</u>	<u>\$ 10,463,864.24</u>	<u>\$ 8,312,513.38</u>	<u>\$ 16,965,741.80</u>
FIREARMS SAFETY AND RANGES FUND						
GFA	GF2442	SHOOTING RANGE OPERATIONS		\$ 44,012.60	\$ 35,742.73	
GFA	GF2442	WILDLIFE MANAGEMENT		4,800.00	-	
	TOTAL FUND		<u>\$ 49,418.35</u>	<u>\$ 48,812.60</u>	<u>\$ 35,742.73</u>	<u>\$ 62,488.22</u>
ARIZONA WILDLIFE CONSERVATION FUND						
GFA	GF2497	WILDLIFE MANAGEMENT		\$ 6,500,541.99	\$ 6,201,588.21	
	TOTAL FUND		<u>\$ 7,576,063.89</u>	<u>\$ 6,500,541.99</u>	<u>\$ 6,201,588.21</u>	<u>\$ 7,875,017.67</u>
INTERGOVERNMENTAL AND INTERAGENCY SERVICE AGREEMENT FUND						
			<u>\$ 2,015.00</u>	<u>\$ -</u>	<u>\$ -</u>	<u>\$ 2,015.00</u>
WILDLIFE HABITAT RESTORATION AND ENHANCEMENT FUND						
GFA	GF2536	REVENUE COLLECTIONS - APPROP FUNDS		\$ 3.63	\$ -	
	TOTAL FUND		<u>\$ 429.86</u>	<u>\$ 3.63</u>	<u>\$ -</u>	<u>\$ 433.49</u>
CREDIT CARD CLEARING FUND						
GFA	GF2600	CREDIT CARD CLEARING		\$ 50,166.16	\$ -	
	TOTAL FUND		<u>\$ (235,783.71)</u>	<u>\$ 50,166.16</u>	<u>\$ -</u>	<u>\$ (185,617.55)</u>
FEDERAL ECONOMIC RECOVERY FUND						
GFA	GF2999	WILDLIFE MANAGEMENT		\$ -	\$ (890.58)	
	TOTAL FUND		<u>\$ 16,562.40</u>	<u>\$ -</u>	<u>\$ (890.58)</u>	<u>\$ 17,452.98</u>
GAME AND FISH TRUST FUND						
GFA	GF3111	CONVERSION APPROP		\$ 7,154.76	\$ -	
GFA	GF3111	OPERATIONS		2,436,718.93	2,898,443.96	
GFA	GF3111	REVENUE COLLECTIONS - NON-APPROP FUNDS		2,443,945.68	-	
GFA	GF3111	WILDLIFE MANAGEMENT		5.33	-	
	TOTAL FUND		<u>\$ 8,817,861.67</u>	<u>\$ 4,887,824.70</u>	<u>\$ 2,898,443.96</u>	<u>\$ 10,807,242.41</u>
GAME AND FISH SPECIAL STAMP COLLECTION FUND-FOR CA FUND						
GFA	GF3709	REVENUE COLLECTIONS - NON-APPROP FUNDS		\$ (34.48)	\$ -	
	TOTAL FUND		<u>\$ 41,463.79</u>	<u>\$ (34.48)</u>	<u>\$ -</u>	<u>\$ 41,429.31</u>
GAME AND FISH STAMPS FUND						
GFA	GF3711	AGENCY FUNDS		\$ (24,875.00)	\$ -	
GFA	GF3711	REVENUE COLLECTIONS - NON-APPROP FUNDS		7.20	-	
	TOTAL FUND		<u>\$ 120,510.46</u>	<u>\$ (24,867.80)</u>	<u>\$ -</u>	<u>\$ 95,642.66</u>
GAME AND FISH BIG GAME PERMIT FUND						
GFA	GF3712	AGENCY FUNDS		\$ 166,183.82	\$ -	
GFA	GF3712	REVENUE COLLECTIONS - NON-APPROP FUNDS		296.98	-	
	TOTAL FUND		<u>\$ 242,154.06</u>	<u>\$ 166,480.80</u>	<u>\$ -</u>	<u>\$ 408,634.86</u>
GAME AND FISH KAIBAB CO-OP FUND						
GFA	GF3714	REVENUE COLLECTIONS - NON-APPROP FUNDS		\$ 1,253.52	\$ -	
	TOTAL FUND		<u>\$ 114,061.54</u>	<u>\$ 1,253.52</u>	<u>\$ -</u>	<u>\$ 115,315.06</u>
GAME AND FISH PUBLICATIONS REVOLVING FUND						
GFA	GF4007	OPERATIONS		\$ 176,817.70	\$ 169,000.33	
	TOTAL FUND		<u>\$ 66,225.29</u>	<u>\$ 176,817.70</u>	<u>\$ 169,000.33</u>	<u>\$ 74,042.66</u>
INDIRECT COST RECOVERY FUND						
GFA	GF9000	ADMINISTRATION		\$ 8,509,788.94	\$ 5,567,657.71	
GFA	GF9000	SMALL CONTRACTS		764,432.20	519.87	
	TOTAL FUND		<u>\$ 380,026.46</u>	<u>\$ 9,274,221.14</u>	<u>\$ 5,568,177.58</u>	<u>\$ 4,086,070.02</u>
ARIZONA GEOLOGICAL SURVEY						
FEDERAL GRANT FUND						
GSA	GS2000	GEOLOGICAL INVESTIGATION FEDERAL GRANTS		\$ 220,101.85	\$ 242,666.32	
	TOTAL FUND		<u>\$ 22,564.47</u>	<u>\$ 220,101.85</u>	<u>\$ 242,666.32</u>	<u>\$ -</u>

See accompanying notes to financial statements.

STATE OF ARIZONA
STATEMENT OF REVENUES, EXPENDITURES AND CHANGES IN FUND BALANCE
BUDGETARY (LEGAL) BASIS
FOR THE YEAR ENDED JUNE 30, 2017

AGY	FUND	APPROPRIATION NAME	FUND BALANCE JULY 1, 2016	REVENUES AND TRANSFERS IN	EXPENDITURES AND TRANSFERS OUT	FUND BALANCE JUNE 30, 2017
CREDIT CARD CLEARING FUND						
GSA	GS2600	REVENUE COLLECTIONS		\$ (374.55)	\$ -	
	TOTAL FUND		<u>\$ 374.55</u>	<u>\$ (374.55)</u>	<u>\$ -</u>	<u>\$ -</u>
GEOLOGICAL SURVEY FUND						
GSA	GS3030	GEOLOGICAL DONATIONS		\$ -	\$ 50,000.00	
GSA	GS3030	LOCAL GRANTS		10,976.77	13,915.52	
GSA	GS3030	PRIOR YEAR ADJUSTMENT		-	300.00	
GSA	GS3040	LOCAL GRANTS		25.00	113,360.22	
	TOTAL FUND		<u>\$ 166,596.37</u>	<u>\$ 11,001.77</u>	<u>\$ 177,575.74</u>	<u>\$ 22.40</u>
INDIRECT COST RECOVERY FUND						
GSA	GS9000	VEHICLE RENTAL		\$ 22,660.28	\$ 90,284.11	
	TOTAL FUND		<u>\$ 67,623.83</u>	<u>\$ 22,660.28</u>	<u>\$ 90,284.11</u>	<u>\$ -</u>
LAND DEPARTMENT						
FEDERAL RECLAMATION TRUST FUND						
LDA	LD2024	FEDERAL RECLAMATION TRUST		\$ 509.56	\$ -	
	TOTAL FUND		<u>\$ 44,304.94</u>	<u>\$ 509.56</u>	<u>\$ -</u>	<u>\$ 44,814.50</u>
CENTRAL AZ PROJECT MUNICIPAL-INDUSTRIAL REPAYMENT FUND						
	TOTAL FUND		<u>\$ 5,345.70</u>	<u>\$ -</u>	<u>\$ -</u>	<u>\$ 5,345.70</u>
RISK MANAGEMENT FUND						
	TOTAL FUND		<u>\$ 343,024.83</u>	<u>\$ -</u>	<u>\$ -</u>	<u>\$ 343,024.83</u>
LAND - NON-GOVERNMENTAL AGREEMENTS FUND						
	TOTAL FUND		<u>\$ 136,160.53</u>	<u>\$ -</u>	<u>\$ -</u>	<u>\$ 136,160.53</u>
OFF-HIGHWAY VEHICLE RECREATION FUND						
LDA	LD2253	OFF-HIGHWAY VEHICLE RECREATION		\$ 247,849.02	\$ 241,607.70	
	TOTAL FUND		<u>\$ 161,173.84</u>	<u>\$ 247,849.02</u>	<u>\$ 241,607.70</u>	<u>\$ 167,415.16</u>
ENVIRONMENTAL SPECIAL PLATE FUND						
LDA	LD2274	APPROPRIATED ACTIVITY		\$ 130,492.00	\$ 147,500.00	
	TOTAL FUND		<u>\$ 43,145.86</u>	<u>\$ 130,492.00</u>	<u>\$ 147,500.00</u>	<u>\$ 26,137.86</u>
EMPLOYEE RECOGNITION FUND						
LDA	LD2449	EMPLOYEE RECOGNITION PROGRAM		\$ 50.00	\$ 650.00	
	TOTAL FUND		<u>\$ 1,754.09</u>	<u>\$ 50.00</u>	<u>\$ 650.00</u>	<u>\$ 1,154.09</u>
STATE LAND DEPARTMENT FUND						
LDA	LD2452	PREPAID FEES		\$ 59,922.90	\$ 57,722.88	
LDA	LD2453	PREPAID FEES		279,050.00	242,100.00	
LDA	LD2455	PREPAID FEES		(1,925.00)	-	
	TOTAL FUND		<u>\$ 2,582,038.25</u>	<u>\$ 337,047.90</u>	<u>\$ 299,822.88</u>	<u>\$ 2,619,263.27</u>
INTERGOVERNMENTAL AND INTERAGENCY SERVICE AGREEMENT FUND						
	TOTAL FUND		<u>\$ 24,000.00</u>	<u>\$ -</u>	<u>\$ -</u>	<u>\$ 24,000.00</u>
DUE DILIGENCE FUND						
LDA	LD2526	APPROPRIATED ACTIVITY		\$ 10,935.00	\$ -	
	TOTAL FUND		<u>\$ 44,789.33</u>	<u>\$ 10,935.00</u>	<u>\$ -</u>	<u>\$ 55,724.33</u>
UNIVERSITIES LAND EARNINGS FUND						
	TOTAL FUND		<u>\$ 98,711.58</u>	<u>\$ -</u>	<u>\$ -</u>	<u>\$ 98,711.58</u>
TRUST LAND MANAGEMENT FUND						
LDA	LD3146	APPROPRIATED ACTIVITY		\$ -	\$ 2,723,451.20	
LDA	LD3146	REVENUE COLLECTIONS		2,597,885.72	-	
	TOTAL FUND		<u>\$ 9,837,361.98</u>	<u>\$ 2,597,885.72</u>	<u>\$ 2,723,451.20</u>	<u>\$ 9,711,796.50</u>
RIPARIAN TRUST FUND						
	TOTAL FUND		<u>\$ 6,623.22</u>	<u>\$ -</u>	<u>\$ -</u>	<u>\$ 6,623.22</u>
LAND CLEARANCE FUND						
LDA	LD3732	LAND CLEARING ACCOUNT		\$ 4,669,696.10	\$ -	
LDA	LD3752	BROKER COMMISSIONS		26,000.00	26,000.00	
	TOTAL FUND		<u>\$ (12,506,149.70)</u>	<u>\$ 4,695,696.10</u>	<u>\$ 26,000.00</u>	<u>\$ (7,836,453.60)</u>
RESOURCES ANALYSIS REVOLVING FUND						
LDA	LD4009	GIS PROJECTS		\$ 30,175.74	\$ 39,681.91	

See accompanying notes to financial statements.

STATE OF ARIZONA
STATEMENT OF REVENUES, EXPENDITURES AND CHANGES IN FUND BALANCE
BUDGETARY (LEGAL) BASIS
FOR THE YEAR ENDED JUNE 30, 2017

AGY	FUND	APPROPRIATION NAME	FUND BALANCE JULY 1, 2016	REVENUES AND TRANSFERS IN	EXPENDITURES AND TRANSFERS OUT	FUND BALANCE JUNE 30, 2017
	TOTAL FUND		<u>\$ 108,881.44</u>	<u>\$ 30,175.74</u>	<u>\$ 39,681.91</u>	<u>\$ 99,375.27</u>
NAVIGABLE STREAM ADJUDICATION COMMISSION						
ARIZONA WATER BANKING FUND						
NSA	NS2110	APPROPRIATED ACTIVITY		\$ -	\$ 210,688.88	
NSA	NS2110	OTHER NON APPROPRIATED ACTIVITY		200,000.00	-	
	TOTAL FUND		<u>\$ 45,556.22</u>	<u>\$ 200,000.00</u>	<u>\$ 210,688.88</u>	<u>\$ 34,867.34</u>
	INTERGOVERNMENTAL AND INTERAGENCY SERVICE AGREEMENT FUND		<u>\$ 222.53</u>	<u>\$ -</u>	<u>\$ -</u>	<u>\$ 222.53</u>
ARIZONA STATE PARKS BOARD						
FEDERAL GRANT FUND						
PRA	PR2000	FEDERAL GRANTS - PROJECTS TO STATE PARKS		\$ 1,836,849.99	\$ 1,837,186.28	
PRA	PR2000	FEDERAL HPF PASS THRU GRANTS		29,516.00	29,516.00	
PRA	PR2000	FEDERAL HPF SHPO OPERATIONS - SUPPORT		771,716.00	918,613.63	
PRA	PR2000	FEDERAL LWCF PASS THRU GRANTS		17,000.00	17,000.00	
PRA	PR2000	FEDERAL RECREATIONAL TRAILS PROGRAM		1,521,772.03	1,522,050.70	
	TOTAL FUND		<u>\$ 154,970.95</u>	<u>\$ 4,176,854.02</u>	<u>\$ 4,324,366.61</u>	<u>\$ 7,458.36</u>
STATE LAKE IMPROVEMENT FUND						
PRA	PR2106	SLIF ADMINISTRATION		\$ -	\$ 8,434,562.83	
PRA	PR2106	SLIF STATE PARKS CAPITAL IMPROVEMENT		-	958,882.80	
PRA	PR2106	STATE LAKE IMPROVEMENT REVENUE		8,590,465.81	-	
	TOTAL FUND		<u>\$ 9,641,847.66</u>	<u>\$ 8,590,465.81</u>	<u>\$ 9,393,445.63</u>	<u>\$ 8,838,867.84</u>
STATE PARKS REVENUE FUND						
PRA	PR2202	APPROPRIATED ACTIVITY		\$ 521.99	\$ 13,713,981.97	
PRA	PR2202	GIFT SHOP PROGRAM		697,553.10	-	
PRA	PR2202	PRIOR YEAR ADJUSTMENT		2,175.00	-	
PRA	PR2202	RESERVATIONS-REVENUE		827,328.91	-	
PRA	PR2202	SPRF USER FEES - REVENUES		16,963,867.61	-	
	TOTAL FUND		<u>\$ 11,735,728.17</u>	<u>\$ 18,491,446.61</u>	<u>\$ 13,713,981.97</u>	<u>\$ 16,513,192.81</u>
OFF-HIGHWAY VEHICLE RECREATION FUND						
PRA	PR2253	OFF HIGHWAY VEHICLE PARKS OPERATIONS		\$ -	\$ 717,393.59	
PRA	PR2253	OFF HIGHWAY VEHICLE REVENUE		3,027,502.40	-	
PRA	PR2253	OHV PASS THRU GRANTS		-	735,707.03	
PRA	PR2253	OHV PROGRAM ADMINISTRATION		-	226,558.67	
PRA	PR2253	OHV PROGRAMS AND AID		-	148,386.70	
	TOTAL FUND		<u>\$ 4,459,744.72</u>	<u>\$ 3,027,502.40</u>	<u>\$ 1,828,045.99</u>	<u>\$ 5,659,201.13</u>
LAND CONSERVATION FUND						
PRA	PR2434	APPROPRIATED ACTIVITY		\$ -	\$ 12,600.00	
PRA	PR2434	LCF ADMINISTRATION		169.77	96,782.35	
	TOTAL FUND		<u>\$ 374,184.99</u>	<u>\$ 169.77</u>	<u>\$ 109,382.35</u>	<u>\$ 264,972.41</u>
PARTNERSHIP FUND						
PRA	PR2448	NON FEDERAL GRANTS TO STATE PARKS		\$ 10,640.53	\$ 8,378.00	
PRA	PR2448	NON-FEDERAL IGA PROJECTS TO STATE PARKS		562,382.99	353,908.53	
PRA	PR2448	SURCHARGE ADMINISTRATION		119,905.20	189,029.55	
	TOTAL FUND		<u>\$ 318,809.73</u>	<u>\$ 692,928.72</u>	<u>\$ 551,316.08</u>	<u>\$ 460,422.37</u>
ARIZONA TRAIL FUND						
PRA	PR2525	ARIZONA TRAIL FUND		\$ 150,000.00	\$ 108,151.42	
	TOTAL FUND		<u>\$ -</u>	<u>\$ 150,000.00</u>	<u>\$ 108,151.42</u>	<u>\$ 41,848.58</u>
CREDIT CARD CLEARING FUND						
PRA	PR2600	PRIOR YEAR ADJUSTMENT		\$ 1,148.76	\$ -	
	TOTAL FUND		<u>\$ (873.76)</u>	<u>\$ 1,148.76</u>	<u>\$ -</u>	<u>\$ 275.00</u>
STATE PARKS DONATIONS FUND						
PRA	PR3117	DONATIONS TO STATE PARKS		\$ 86,064.76	\$ 110,050.42	
	TOTAL FUND		<u>\$ 413,430.40</u>	<u>\$ 86,064.76</u>	<u>\$ 110,050.42</u>	<u>\$ 389,444.74</u>
	YARNELL HILL MEMORIAL FUND		<u>\$ 3,005.00</u>	<u>\$ -</u>	<u>\$ -</u>	<u>\$ 3,005.00</u>

See accompanying notes to financial statements.

STATE OF ARIZONA
STATEMENT OF REVENUES, EXPENDITURES AND CHANGES IN FUND BALANCE
BUDGETARY (LEGAL) BASIS
FOR THE YEAR ENDED JUNE 30, 2017

AGY	FUND	APPROPRIATION NAME	FUND BALANCE JULY 1, 2016	REVENUES AND TRANSFERS IN	EXPENDITURES AND TRANSFERS OUT	FUND BALANCE JUNE 30, 2017
SUSTAINABLE STATE PARKS AND ROADS FUND						
PRA	PR3125	SUSTAINABLE PARKS & ROADS DONATIONS		\$ 82,691.25	\$ -	
TOTAL FUND			<u>\$ 111,772.75</u>	<u>\$ 82,691.25</u>	<u>\$ -</u>	<u>\$ 194,464.00</u>
DEPARTMENT OF WATER RESOURCES						
FLOOD WARNING SYSTEM FUND						
WCA	WC1021	DAM SAFETY & FLOOD WARNING		\$ 16,136.80	\$ 1,391.20	
TOTAL FUND			<u>\$ 370,388.60</u>	<u>\$ 16,136.80</u>	<u>\$ 1,391.20</u>	<u>\$ 385,134.20</u>
ARIZONA WATER PROTECTION FUND						
WCA	WC1302	WATER PROTECTION FUND		\$ 273,977.88	\$ 634,331.86	
WCA	WC1303	WATER PROTECTION FUND		142,285.73	81,185.06	
TOTAL FUND			<u>\$ 2,632,224.61</u>	<u>\$ 416,263.61</u>	<u>\$ 715,516.92</u>	<u>\$ 2,332,971.30</u>
FEDERAL GRANT FUND						
WCA	WC2000	DAM SAFETY - FLOOD WARNING		\$ 417,341.81	\$ 540,949.37	
WCA	WC2000	GROUNDWATER MANAGEMENT		7,287.10	4,206.60	
TOTAL FUND			<u>\$ 703,561.31</u>	<u>\$ 424,628.91</u>	<u>\$ 545,155.97</u>	<u>\$ 583,034.25</u>
STATEWIDE DONATIONS FUND						
WCA	WC2026	COLORADO RIVER MANAGEMENT		\$ -	\$ 6.90	
WCA	WC2026	DAM SAFETY - FLOOD WARNING		49,200.00	4,825.00	
WCA	WC2026	HYDROLOGY		15,000.00	618.69	
TOTAL FUND			<u>\$ 159,619.04</u>	<u>\$ 64,200.00</u>	<u>\$ 5,450.59</u>	<u>\$ 218,368.45</u>
ARIZONA WATER BANKING FUND						
WCA	WC2111	WATER BANKING AUTHORITY		\$ 2,070,230.63	\$ 3,564,916.43	
WCA	WC2112	WATER BANKING AUTHORITY		366,715.68	389,889.30	
WCA	WC2113	WATER BANKING AUTHORITY		1,259,164.17	1,517,100.00	
WCA	WC2114	WATER BANKING AUTHORITY		12,500,000.00	12,500,000.00	
WCA	WC2117	WATER BANKING AUTHORITY		0.50	-	
WCA	WC2118	WATER BANKING AUTHORITY		1,846.02	-	
WCA	WC2121	WATER BANKING AUTHORITY		768,345.95	314,666.48	
TOTAL FUND			<u>\$ 5,437,743.04</u>	<u>\$ 16,966,302.95</u>	<u>\$ 18,286,572.21</u>	<u>\$ 4,117,473.78</u>
GENERAL ADJUDICATION FUND						
WCA	WC2191	SURFACE WATER ADMIN & ADJUDICATION		\$ 9,295.48	\$ 12,199.08	
TOTAL FUND			<u>\$ 33,642.92</u>	<u>\$ 9,295.48</u>	<u>\$ 12,199.08</u>	<u>\$ 30,739.32</u>
DAM REPAIR FUND						
WCA	WC2218	DAM SAFETY - FLOOD WARNING		\$ 1,072,098.85	\$ 475.34	
TOTAL FUND			<u>\$ 3,342,726.10</u>	<u>\$ 1,072,098.85</u>	<u>\$ 475.34</u>	<u>\$ 4,414,349.61</u>
ARIZONA WATER QUALITY FUND						
WCA	WC2304	GROUNDWATER MANAGEMENT		\$ 134,782.79	\$ 147,676.19	
TOTAL FUND			<u>\$ 510,283.31</u>	<u>\$ 134,782.79</u>	<u>\$ 147,676.19</u>	<u>\$ 497,389.91</u>
WATER RESOURCES FUND						
WCA	WC2398	APPROPRIATED ACTIVITY		\$ -	\$ 608,812.19	
WCA	WC2398	OPERATING REVENUES		463,664.98	790.13	
TOTAL FUND			<u>\$ 3,785,521.89</u>	<u>\$ 463,664.98</u>	<u>\$ 609,602.32</u>	<u>\$ 3,639,584.55</u>
PUBLICATION AND MAILING FUND						
WCA	WC2410	GROUNDWATER MANAGEMENT		\$ -	\$ 2,116.08	
TOTAL FUND			<u>\$ 9,230.49</u>	<u>\$ -</u>	<u>\$ 2,116.08</u>	<u>\$ 7,114.41</u>
PRODUCTION AND COPYING FUND						
WCA	WC2411	GROUNDWATER MANAGEMENT		\$ 2,606.95	\$ 10,588.54	
TOTAL FUND			<u>\$ 17,450.09</u>	<u>\$ 2,606.95</u>	<u>\$ 10,588.54</u>	<u>\$ 9,468.50</u>
WELL ADMINISTRATION FUND						
WCA	WC2491	GROUNDWATER MANAGEMENT		\$ 428,073.26	\$ 70,891.04	
TOTAL FUND			<u>\$ 582,452.40</u>	<u>\$ 428,073.26</u>	<u>\$ 70,891.04</u>	<u>\$ 939,634.62</u>
INTERGOVERNMENTAL AND INTERAGENCY SERVICE AGREEMENT FUND						

See accompanying notes to financial statements.

STATE OF ARIZONA
STATEMENT OF REVENUES, EXPENDITURES AND CHANGES IN FUND BALANCE
BUDGETARY (LEGAL) BASIS
FOR THE YEAR ENDED JUNE 30, 2017

AGY	FUND	APPROPRIATION NAME	FUND BALANCE JULY 1, 2016	REVENUES AND TRANSFERS IN	EXPENDITURES AND TRANSFERS OUT	FUND BALANCE JUNE 30, 2017
WCA	WC2500	DAM SAFETY - FLOOD WARNING		\$ 146,000.00	\$ 61,012.07	
WCA	WC2500	HYDROLOGY		85,000.00	143,766.60	
	TOTAL FUND		\$ 524,467.24	\$ 231,000.00	\$ 204,778.67	\$ 550,688.57
ASSURED AND ADEQUATE WATER SUPPLY ADMIN FUND						
WCA	WC2509	OPERATING REVENUES		\$ 152,220.86	\$ -	
	TOTAL FUND		\$ 415,148.24	\$ 152,220.86	\$ -	\$ 567,369.10
COLORADO RIVER WATER USE FEE CLEARING FUND						
WCA	WC2538	STATEWIDE PLANNING		\$ 21,281.37	\$ 18,033.37	
	TOTAL FUND		\$ 195.00	\$ 21,281.37	\$ 18,033.37	\$ 3,443.00
CREDIT CARD CLEARING FUND						
WCA	WC2600	OPERATING REVENUES		\$ 14,215.82	\$ -	
	TOTAL FUND		\$ 25.75	\$ 14,215.82	\$ -	\$ 14,241.57
AUGMENTATION-CONSERVATION ASSIST FUND						
WCA	WC4010	GROUNDWATER MANAGEMENT		\$ 476,012.06	\$ 324,745.00	
WCA	WC4021	GROUNDWATER MANAGEMENT		86,117.37	79,100.00	
WCA	WC4030	GROUNDWATER MANAGEMENT		15,714.06	-	
WCA	WC4040	GROUNDWATER MANAGEMENT		277,141.49	320,000.00	
WCA	WC4070	GROUNDWATER MANAGEMENT		37,842.30	33,036.00	
	TOTAL FUND		\$ 2,346,567.68	\$ 892,827.28	\$ 756,881.00	\$ 2,482,513.96
PURCHASE AND RETIREMENT FUND						
WCA	WC4110	GROUNDWATER MANAGEMENT		\$ 1,102.09	\$ -	
WCA	WC4140	GROUNDWATER MANAGEMENT		385.57	-	
	TOTAL FUND		\$ 138,164.84	\$ 1,487.66	\$ -	\$ 139,652.50
INDIRECT COST RECOVERY FUND						
WCA	WC9000	AGENCY SUPPORT		\$ 162,094.12	\$ 2,102.74	
WCA	WC9000	DAM SAFETY - FLOOD WARNING		80,879.06	(4,805.72)	
	TOTAL FUND		\$ 1,678,243.63	\$ 242,973.18	\$ (2,702.98)	\$ 1,923,919.79

See accompanying notes to financial statements.

**THIS PAGE INTENTIONALLY
LEFT BLANK**

STATE OF ARIZONA
NOTES TO FINANCIAL STATEMENTS
JUNE 30, 2017

Note 1. – Summary of Significant Accounting Policies

The accounting policies of the State of Arizona (State) are in conformity with Generally Accepted Accounting Principles (GAAP) as applicable to governmental units and are consistent with the Arizona Revised Statutes. Although accounts are separately maintained for each fund in the accompanying financial statements, funds that have similar characteristics have been combined into fund types.

A. Basis of Accounting

The Annual Financial Report is prepared for funds on a cash basis of accounting in accordance with State law. Under the cash basis of accounting, revenues and expenditures are recognized when recorded in the State's central accounting system, the Arizona Financial Information System (AFIS). No adjustment has been made to revenues or expenditures for unrecorded accounts receivable, accounts payable, deferred revenue or other accrual. Disbursements of appropriated monies, including related operating transfers, are reported as expenditures. The audited financial statements prepared in accordance with GAAP are published annually in the State's Comprehensive Annual Financial Report (CAFR).

B. Reporting Entity

The accompanying General Fund cash basis financial statements include transactions of the following funds and accounts: the Tax Refund Account, the Urban Revenue Sharing Fund, the Excise Fund, and the Special Collections Account. These funds were included in the financial statements for the fiscal years ending June 30, 2016 and 2017 (FY16 and FY17) to more accurately reflect ending General Fund Total Cash.

C. Fiscal Year Reporting

In accordance with A.R.S. § 35-102, the State operates on a fiscal year beginning July 1 and ending on the subsequent June 30. This report primarily covers Fiscal Year 2017 (FY17), the fiscal period ending June 30, 2017.

D. Budgets and Appropriations Accounting

The State follows these procedures in establishing the budgetary data reflected in the financial statements:

1. Annually the Governor submits to the Legislature a proposed operating and capital outlay budget for the fiscal year commencing the following July 1. This document includes proposed expenditures and the means of financing them.
2. Public hearings are then conducted during legislative sessions.
3. Prior to July 1, the budget is enacted through passage and approval of bills containing appropriations.
4. Appropriation accounting is then employed as a management tool to monitor the appropriated monies.

E. Rounding Differences

The information shown in the financial statements has been rounded to the nearest dollar, and therefore, minor differences may be found when adding the columns down or the rows across. The rounding differences are inconsequential.

Note 2. – Description of Financial Statements

A. The accompanying financial statements include a Comparative Balance Sheet and a Statement of Revenues, Expenditures, and Changes in Fund Balance for the General Fund. The Comparative Balance Sheet for the General Fund provides additional detail in arriving at the amount for total assets and liabilities. The separate line items are composed of Cash with the State Treasurer (which may include cash and cash equivalents), Cash Not with the State Treasurer, and various receivable and payable items. This presentation provides additional transparency of the financial statements and highlights the difference between Cash and Fund Balance.

STATE OF ARIZONA
NOTES TO FINANCIAL STATEMENTS
JUNE 30, 2017

Note 2. – Description of Financial Statements (Continued)

- B. The Statement of Expenditures - Appropriation to Actual, Budgetary (Legal) Basis is presented for all General Fund appropriations, including all capital appropriations from the General Fund.
- C. Administrative Adjustments are shown as Note 10 to the financial statements.
- D. The General Fund is presented prominently in the Annual Financial Report (AFR) due to its significance. The Statements of Revenues, Expenditures and Changes in Fund Balance are presented for all other funds accounted for in the AFIS. The statements include beginning and ending balances for the current fiscal year as well as appropriated and non-appropriated activity in each fund. See Note 5 for additional detail on these statements.

Note 3. – Statement of Expenditures – Appropriation (Budget) to Actual – Description of Selected Columns

A. Supplemental Appropriations and Adjustments

The column titled Supplemental Appropriations, Mid-Year Reversions and Adjustments, shown on the Statement of Expenditures – Appropriation (Budget) to Actual, includes the following:

Supplemental and Special Appropriations are either the additional spending authority (appropriation) granted by the Legislature after the General Appropriations Act is approved or other Session Law appropriations granted by the Legislature to a State agency or department for a specific program or purpose.

Transfers and adjustments are the movements of monies or spending authority between or within funds, departments, and programs in accordance with the Arizona Revised Statutes.

Mid-year reversions (when applicable) are the return of spending authority (appropriation) originally granted to a State agency or department through the appropriation process prior to the completion of the authorized spending period.

B. Lapsed Appropriations

In accordance with A.R.S. § 35-190, except as otherwise provided by law, all appropriations lapse after the close of the fiscal year. The unused spending authority (appropriation) which was originally granted to a State agency or department through the appropriation process expires. The term “reversion” is sometimes used in reference to these lapsed appropriations. The amount of lapsed appropriations from the General Fund for FY17 is \$154,653,066 from General Operations and \$1,449,143 from Capital Outlay.

C. Continuing Appropriations

A continuing appropriation is spending authority that, once established, is continuous, period after period, until amended or revoked. In the State of Arizona, continuing appropriations are primarily for construction or other projects that take longer than one year to complete. The total General Fund reserved for continuing appropriations of \$127,383,468 is comprised of \$57,505,535 from General Operations, \$81,184,913 from Capital Outlay, and reduced by the restricted School Accountability Fund balance of \$9,479,745 and the additional continuing appropriations of \$1,827,235 from the School Accountability Fund.

Note 4. – Budget Stabilization Fund

A.R.S. § 35-144 established the Budget Stabilization Fund (BSF) in 1990. The BSF is sometimes referred to as the rainy day fund. The purpose of the BSF is to normalize the financial fluctuations of the State's high and low growth rates. The amount of cash transferred to or from the BSF and the General Fund - General Operations is established by statutory formula and other laws. No operating expenditures may be made from the BSF. Interest earned on pooled investments with the State Treasurer is the basic revenue source of the BSF. The beginning FY17 balance for the BSF was \$460,846,497; the ending FY17 balance for the BSF was \$461,446,919.

STATE OF ARIZONA
NOTES TO FINANCIAL STATEMENTS
JUNE 30, 2017

Note 5. – Statement of Revenues, Expenditures and Changes in Fund Balance

A.R.S. § 35-131.E, requires the AFR to include all appropriated and non-appropriated monies. The General Fund is presented prominently in the AFR due to its significance. In accordance with the statute, the Statement of Revenues, Expenditures and Changes in Fund Balance presents appropriated and non-appropriated activity for all other funds accounted for in the AFIS as well as beginning and ending balances for each fund. As required, this report includes non-appropriated activity in the same detail as the General Fund. When applicable, the Statement includes appropriated activity for each fund, summarized within a single line item labeled “Appropriated Activity.”

During the course of the report compilation, a number of funds with negative balances were noted. No analysis of the accounts that comprise the negative balances was conducted as to the cause or the resolution. The following funds were noted with negative balances:

Credit Card Clearing Fund – Board of Accountancy (AB2600)
Credit Card Clearing Fund – Arizona State Board of Nursing (BN2600)
Local Agency Deposits Fund – Department of Transportation (DT3701)
Intergovernmental and Interagency Service Agreement Fund – Office of Economic Opportunity (EO2500)
Federal Grant Fund – Arizona Finance Authority (FA4310)
Credit Card Clearing Fund – Arizona Game and Fish Department (GF2600)
Credit Card Clearing Fund – Department of Gaming (GM2600)
Receivership Liquidation Fund – Department of Insurance (ID3104)
Land Clearance Fund – Land Department (LD3732)
Fire Building Fund – Department of Fire, Building and Life Safety (MM2211)
Manufactured Housing Cash Bond – Department of Fire, Building and Life Safety (MM3722)
Unclaimed Property Fund – Department of Revenue (RV1520)
Special Collections Fund – Department of Revenue (RV2168)
Waste Tire Fund – Department of Revenue (RV2356)
State Grants Fund – Arizona School for the Deaf and Blind (SD2011)
LGIP-COP Investment Held for Trustee Fund – State Treasurer (TR3172)
Treasurer Administrative Fund – State Treasurer (TR3736)
Local Trans Assistance Fund – State Treasurer (TR3848)
Federal Grant Fund – Water Infrastructure Finance Authority (WF4335)

For management reporting purposes, certain accrual adjustments are recorded in the AFIS. This activity is consistent with the statutory or legal basis upon which the AFR is prepared and has not been modified. Current year adjustments to prior year accruals, such as refunds of prior years’ expenditures or adjustments to long-term debts or receivables, are reflected in the Fund Balance report as an adjustment to the beginning fund balance. Additionally, other entries are current year transactions and are shown as Revenue and Expenditure Offsets. Revenue offsets are frequently the result of adjustments to amounts recorded as Due to Other funds. Expenditure offsets are most commonly related to depreciation and adjustment of fixed assets. Revenue and Expenditure Offsets are recorded in the Fund Balance Report in their respective revenue and expenditure columns. Furthermore, a number of funds have year-end cash balances in the AFIS, but other balance sheet accounts offset the cash resulting in a net fund balance of zero. This occurs most commonly with the Credit Card Clearing Fund.

Fund activity in the Fund Balance Report is shown on the statewide fund level within each agency. Some statewide funds have activity with more than one agency and the report separates the activity within each agency. The Capital Outlay Stabilization Fund and Corrections Fund have activity with more than one agency and the report separates the activity by fund and agency within the administrative agency.

STATE OF ARIZONA
NOTES TO FINANCIAL STATEMENTS
JUNE 30, 2017

Note 6. – Disproportionate Share Hospital Payments

Hospitals that have a qualifying Medicaid Inpatient Utilization Rate and uncompensated care costs are eligible to participate in the Disproportionate Share Hospital Program (DSH) which provides supplemental funding to those participating hospitals. In the State of Arizona, the Arizona Health Care Cost Containment System (AHCCCS), under a Section 1115 waiver approved by the Centers for Medicare and Medicaid Services (CMS) of the U.S. Department of Health and Human Services, and the Arizona State Legislature, is authorized to make payments to Arizona hospitals that provided care to a disproportionate share of the State's indigent population. Under the approved waiver, AHCCCS transferred \$94,321,650 to the State General Fund in FY17. The Affordable Care Act requires annual aggregate reductions to the program totaling \$18.6 billion through Federal Fiscal Year (FFY) 2020 beginning with a \$500 million reduction in FFY 2014. However, the Protecting Access to Medicare Act delayed the DSH reductions until FFY 2017 and the Medicare Access and CHIP Reauthorization Act again delayed the reductions until FFY 2018. Under current law, the FFY 2018 aggregate national reduction will be \$2.0 billion on a base of \$12.1 billion, or a 16.5% decrease. AHCCCS is projecting the FFY 2018 allotment for Arizona will be reduced by 13.1% from the FFY 2017 base allotment based on the DSH allotment analysis published by the Medicaid and CHIP Payment and Access Commission (MACPAC) in June 2017.

Note 7. – Credit Card Payments by Governmental Entities

A.R.S. § 35-391, requires governmental entities to disclose in their annual financial report the amount of any reward, discount, incentive or other financial consideration received resulting from the use of credit card payments by governmental entities. During FY17, \$570,099.83 in incentives were received from the use of credit card payments by State agencies, excluding universities.

Note 8. – Department of Economic Security Bridge Loan

During FY17, Laws 2017, Chapter 305, Senate Bill 1522, Section 109 included an appropriation of \$25,000,000 in FY17 to the Department of Economic Security from the Budget Stabilization Fund. The purpose of the appropriation was to provide funding for reimbursement grants and was required to be fully reimbursed on or before September 1, 2017. The Department of Economic Security pursued using the \$25,000,000 appropriation that was authorized and fully reimbursed the Budget Stabilization Fund on August 24, 2017.

STATE OF ARIZONA
NOTES TO FINANCIAL STATEMENTS
JUNE 30, 2017

Note 9. – Combining Financial Statements

The following schedules provide additional detail related to the combination of fund information for financial statement presentation. The statements consist of General Operating Fund and two restricted funds: School Accountability Account (Proposition 301) and Budget Stabilization Fund.

STATE OF ARIZONA
GENERAL FUND
COMBINING BALANCE SHEET
AS OF JUNE 30, 2017
(expressed in thousands)

	General Operating Fund	School Accountability Account (Proposition 301)	Budget Stabilization Fund	Total General Fund
ASSETS				
Cash With The State Treasurer	\$ 583,252	\$ 9,485	\$ 461,447	\$ 1,054,184
Less: Payments Outstanding	<u>296,386</u>	<u>5</u>	<u>-</u>	<u>296,391</u>
Net Cash with State Treasurer	286,866	9,480	461,447	757,793
Cash Not with State Treasurer	<u>163</u>	<u>-</u>	<u>-</u>	<u>163</u>
Total Cash	287,029	9,480	461,447	757,956
Net Receivables	3,731	-	-	3,731
TOTAL ASSETS	<u>\$ 290,760</u>	<u>\$ 9,480</u>	<u>\$ 461,447</u>	<u>\$ 761,687</u>
LIABILITIES AND FUND BALANCE				
LIABILITIES				
Claims Payable	\$ 1,900	\$ -	\$ -	\$ 1,900
Other Payables	<u>10,442</u>	<u>-</u>	<u>-</u>	<u>10,442</u>
TOTAL LIABILITIES	<u>\$ 12,342</u>	<u>\$ -</u>	<u>\$ -</u>	<u>\$ 12,342</u>
FUND BALANCE				
Restricted				
Budget Stabilization Fund	\$ -	\$ -	\$ 461,447	\$ 461,447
School Accountability Account (Proposition 301)	-	9,480	-	9,480
Reserved For:				
Continuing Appropriations	127,384	-	-	127,384
Revolving Funds	163	-	-	163
Unreserved	<u>150,871</u>	<u>-</u>	<u>-</u>	<u>150,871</u>
TOTAL FUND BALANCE	<u>\$ 278,418</u>	<u>\$ 9,480</u>	<u>\$ 461,447</u>	<u>\$ 749,345</u>
TOTAL LIABILITIES AND FUND BALANCE	<u>\$ 290,760</u>	<u>\$ 9,480</u>	<u>\$ 461,447</u>	<u>\$ 761,687</u>

STATE OF ARIZONA
NOTES TO FINANCIAL STATEMENTS
JUNE 30, 2017

Note 9. – Combining Financial Statements (Continued)

STATE OF ARIZONA
GENERAL FUND
COMBINING STATEMENT OF CHANGES IN FUND BALANCE
FOR THE FISCAL YEAR ENDED JUNE 30, 2017
(expressed in thousands)

	General Operating Fund	School Accountability Account (Proposition 301)	Budget Stabilization Fund	Total General Fund
	<u> </u>	<u> </u>	<u> </u>	<u> </u>
FUND BALANCE, JULY 1, 2016	\$ 349,737	\$ 7,791	\$ 460,847	\$ 818,375
CHANGES IN FUND BALANCE:				
General Operating Fund				
Revenues	\$ 9,263,520	\$ 101,282	\$ -	\$ 9,364,802
Expenditures	(9,528,901)	(99,593)	-	(9,628,494)
Other Financing Sources (Uses):				
Transfers In - From Budget Stabilization Fund	-	-	-	-
Transfers In - Other	194,062	-	-	194,062
Budget Stabilization Fund				
Interest Earnings	-	-	5,002	5,002
Transfers In	-	-	12,839	12,839
Transfers Out - To General Operating Fund	-	-	-	-
Transfers Out - Other	-	-	(17,241)	(17,241)
TOTAL CHANGES IN FUND BALANCE	<u>\$ (71,319)</u>	<u>\$ 1,689</u>	<u>\$ 600</u>	<u>\$ (69,030)</u>
FUND BALANCE, JUNE 30, 2017	<u>\$ 278,418</u>	<u>\$ 9,480</u>	<u>\$ 461,447</u>	<u>\$ 749,345</u>

STATE OF ARIZONA
NOTES TO FINANCIAL STATEMENTS
JUNE 30, 2017

Note 10. – Administrative Adjustments

The following expenditures were made in accordance with ARS § 35-191 during the fiscal year FY17 for obligations incurred during fiscal year FY16 and, therefore related to the general fund appropriations for fiscal year FY16.

	Administrative Adjustments for Fiscal Year 2015-2016 Appropriations
GENERAL GOVERNMENT	
Department of Administration	\$ 670,254
Attorney General (Department of Law)	62,101
Board of Equalization	25,723
Office of Equal Opportunity	80
Court of Appeals	17,418
Independent Redistricting Commission	20,876
Department of Revenue	143,231
Secretary of State	4,438,137
State Treasurer	193,177
Supreme Court	162,097
Board of Tax Appeals	483
TOTAL GENERAL GOVERNMENT	\$ 5,733,577
HEALTH AND WELFARE	
Commission of African-American Affairs	\$ 2,935
Department of Child Safety	29,958,575
Department of Economic Security	12,158,992
Governor's Office on Tribal Relations	313
AHCCCS	56,107,297
Department of Health Services	4,199,288
Department of Veterans' Services	44,002
TOTAL HEALTH AND WELFARE	\$ 102,471,402
INSPECTION AND REGULATION	
Department of Agriculture	\$ 119,063
Corporation Commission	767
Department of Financial Institutions	12,241
Department of Fire, Building and Safety	149
Department of Insurance	38,277
Mine Inspector	15,728
Radiation Regulatory Agency	1,758
Real Estate Department	109,931
Weights and Measures	785
TOTAL INSPECTION AND REGULATION	\$ 298,699
EDUCATION	
Board for Charter Schools	\$ 13,044
Board of Education	82,879
Department of Education	228,072
Prescott Historical Society	18,380
Schools for the Deaf and the Blind	952,235
School Facilities Board	32,716
TOTAL EDUCATION	\$ 1,327,326

STATE OF ARIZONA
NOTES TO FINANCIAL STATEMENTS
JUNE 30, 2017

Note 10. – Administrative Adjustments (Continued)

<u>PROTECTION AND SAFETY</u>		
Department of Corrections	\$	14,772,883
Department of Emergency and Military Affairs		12,416
Department of Juvenile Corrections		670,979
Department of Public Safety		470,016
TOTAL PROTECTION AND SAFETY	\$	<u>15,926,294</u>
 <u>TRANSPORTATION</u>		
Department of Transportation	\$	687
TOTAL TRANSPORTATION	\$	<u>687</u>
 <u>NATURAL RESOURCES</u>		
Department of Forestry and Fire Management	\$	832,191
Department of Land		15,128
Navigable Stream Adjudication Commission		4,756
Department of Water Resources		217,551
TOTAL NATURAL RESOURCES	\$	<u>1,069,626</u>
 SUMMARY		
<u>GENERAL GOVERNMENT</u>	\$	5,733,577
HEALTH AND WELFARE		102,471,402
INSPECTION AND REGULATION		298,699
EDUCATION		1,327,326
PROTECTION AND SAFETY		15,926,294
TRANSPORTATION		687
NATURAL RESOURCES		1,069,626
TOTAL ADMINISTRATIVE ADJUSTMENTS	\$	<u>126,827,611</u>