



**JANICE K. BREWER**  
GOVERNOR

**DAVID RABER**  
INTERIM DIRECTOR

**ARIZONA DEPARTMENT OF ADMINISTRATION**

**OFFICE OF THE DIRECTOR**  
100 NORTH 15<sup>th</sup> AVENUE • SUITE 401  
PHOENIX, ARIZONA 85007  
Phone: (602) 542-1500

November 17, 2009

The Honorable Janice K. Brewer  
Governor of the State of Arizona  
State Capitol  
1700 W. Washington  
Phoenix, AZ 85007

Dear Governor Brewer:

In compliance with Arizona Revised Statutes § 35-131, I respectfully submit the Annual Financial Report of the State of Arizona for the fiscal year ended June 30, 2009.

This report is prepared on a cash basis and reflects the financial transactions of the State of Arizona for the fiscal year ended June 30, 2009, as well as the financial condition of the State as of June 30, 2009.

All State funds and agencies are included in the report at a summary level. As required by law, this report also includes statements reflecting non-appropriated activity in the same detail as the General Fund.

Sincerely,

A handwritten signature in black ink, appearing to read "DRABER".

David Raber  
Interim Director

DB:DPC:sa

**STATE OF ARIZONA**  
**ANNUAL FINANCIAL REPORT**  
FOR THE YEAR ENDED JUNE 30, 2009

TABLE OF CONTENTS

	<u>PAGE</u>
<b>GENERAL FUND FINANCIAL STATEMENTS:</b>	
Comparative Balance Sheet as of June 30, 2009 and 2008 .....	4
Statement of Changes in Fund Balance for the Fiscal Year Ended June 30, 2009 .....	4
Statement of Revenues, Expenditures and Changes in Fund Balance - Appropriation (Budget) to Actual for the Fiscal Year Ended June 30, 2009 .....	6
Changes in Fund Balance for the Fiscal Years Ended June 30, 2009 and 2008.....	8
 <b>STATEMENT OF EXPENDITURES – APPROPRIATION (BUDGET) TO ACTUAL:</b>	
GENERAL FUND .....	10
GENERAL FUND SUPPLEMENTAL APPROPRIATION SCHEDULE .....	48
CAPITAL OUTLAY .....	83
SPECIAL REVENUE FUNDS .....	91
ENTERPRISE FUNDS.....	145
INTERNAL SERVICES FUNDS.....	153
PERMANENT FUNDS .....	163
FIDUCIARY FUNDS .....	169
 <b>STATEMENT OF REVENUES, EXPENDITURES AND CHANGES IN FUND BALANCE:</b>	
OTHER GOVERNMENTAL FUNDS.....	187
SPECIAL REVENUE FUNDS.....	229
ENTERPRISE FUNDS.....	271
INTERNAL SERVICES FUNDS.....	275
PERMANENT FUNDS .....	277
FIDUCIARY FUNDS .....	281
 NOTES TO FINANCIAL STATEMENTS .....	 287

**THIS PAGE INTENTIONALLY  
LEFT BLANK**

**THIS PAGE INTENTIONALLY  
LEFT BLANK**

**STATE OF ARIZONA  
GENERAL FUND  
COMPARATIVE BALANCE SHEET  
APPROPRIATION (BUDGET) TO ACTUAL  
(expressed in thousands)**

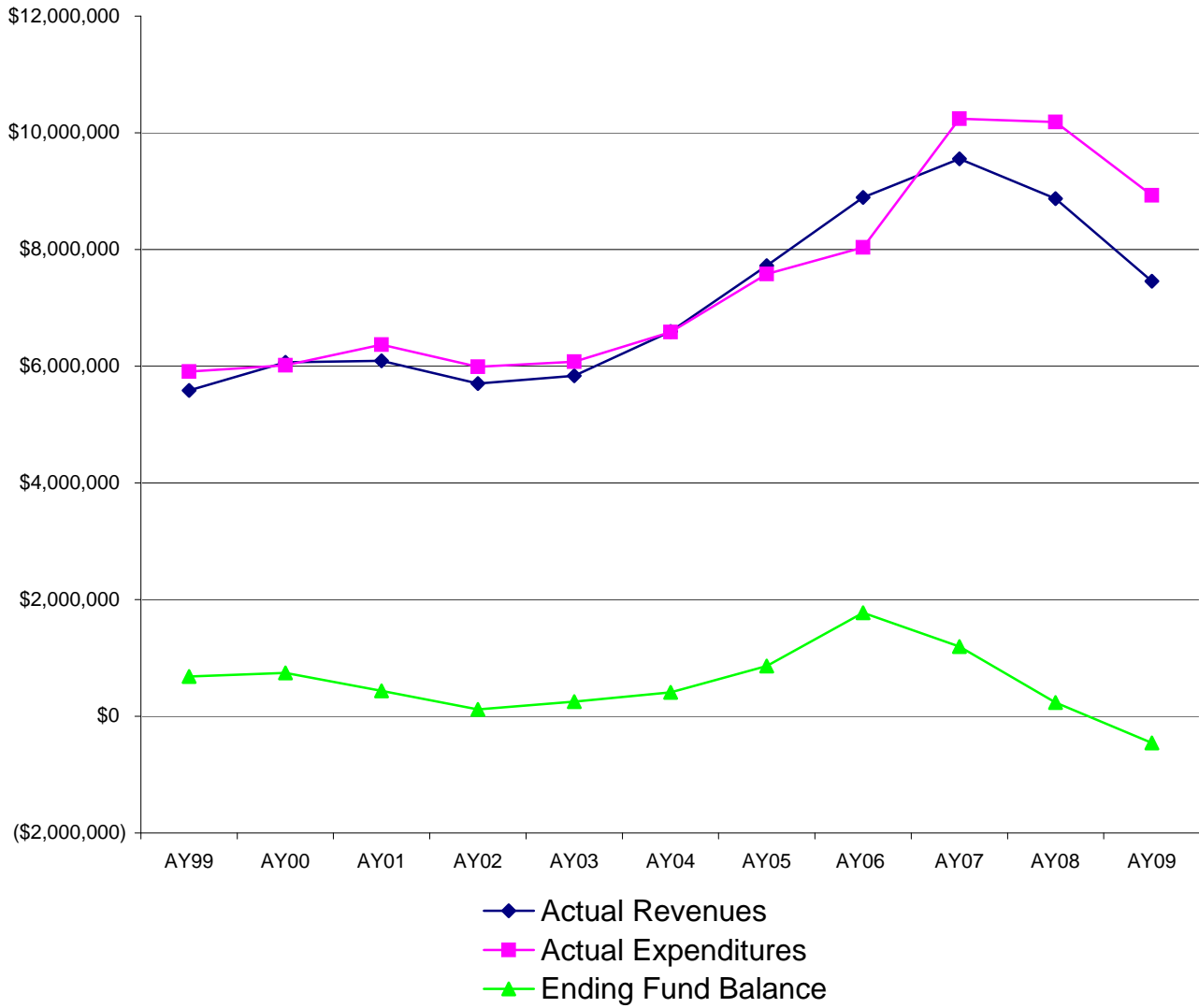
	<u>June 30, 2009</u>	<u>June 30, 2008</u>	<u>Increase (Decrease)</u>
<b><u>ASSETS</u></b>			
Cash With The State Treasurer	\$ (456,114)	\$ 237,154	\$ (693,268)
Cash Not With The State Treasurer	<u>223</u>	<u>232</u>	<u>(9)</u>
TOTAL ASSETS	<u>\$ (455,891)</u>	<u>\$ 237,386</u>	<u>\$ (693,277)</u>
 <b><u>FUND BALANCE</u></b>			
Restricted:			
Budget Stabilization Fund	\$ 2,767	\$ 147,212	\$ (144,445)
School Accountability Account (Proposition 301)	21,832	20,666	1,166
Reserved For:			
Continuing Appropriations	0	68,276	(68,276)
Revolving Funds	223	232	(9)
Unreserved	<u>(480,713)</u>	<u>1,000</u>	<u>(481,713)</u>
TOTAL FUND BALANCE	<u>\$ (455,891)</u>	<u>\$ 237,386</u>	<u>\$ (693,277)</u>

**STATE OF ARIZONA  
GENERAL FUND  
STATEMENT OF CHANGES IN FUND BALANCE  
FOR THE FISCAL YEAR ENDED JUNE 30, 2009  
(expressed in thousands)**

FUND BALANCE, JULY 1, 2008		<u>\$ 237,386</u>
CHANGES IN FUND BALANCE:		
<b>General Operating Fund</b>		
Revenues	\$ 7,457,617	
Expenditures	(8,926,618)	
Interest Paid on Treasurer's Warrant Notes	(51)	
Other Financing Sources (Uses):		
Transfers In - Treasurer's Warrant Notes	2,146,439	
Transfers In - From Budget Stabilization Fund	150,000	
Transfers In	770,220	
Transfers Out - Treasurer's Warrant Notes	<u>(2,146,439)</u>	(548,832)
<b>Budget Stabilization Fund</b>		
Interest Earnings	5,536	
Transfers In	19	
Transfers Out - To General Operating Fund	<u>(150,000)</u>	<u>(144,445)</u>
TOTAL CHANGES IN FUND BALANCE		<u>\$ (693,277)</u>
FUND BALANCE, JUNE 30, 2009		<u>\$ (455,891)</u>

See accompanying notes to financial statements.

## General Fund Revenues, Expenditures, and Ending Fund Balance

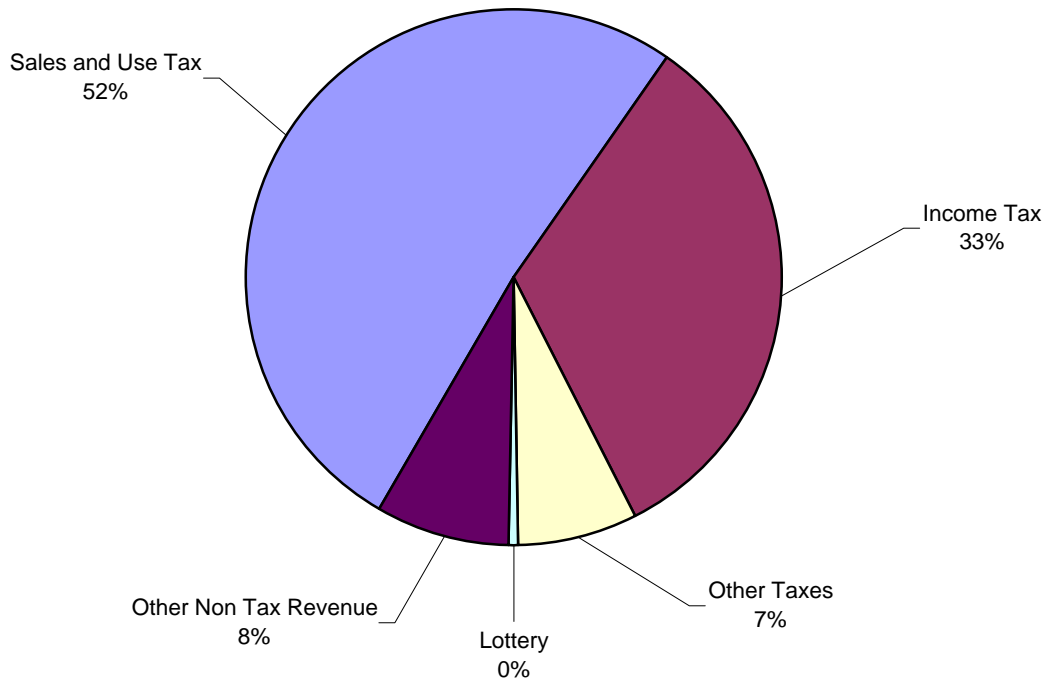


**STATE OF ARIZONA  
GENERAL FUND  
STATEMENT OF REVENUES, EXPENDITURES AND CHANGES IN FUND BALANCE  
APPROPRIATION (BUDGET) TO ACTUAL  
FOR THE FISCAL YEAR ENDED JUNE 30, 2009  
(expressed in thousands)**

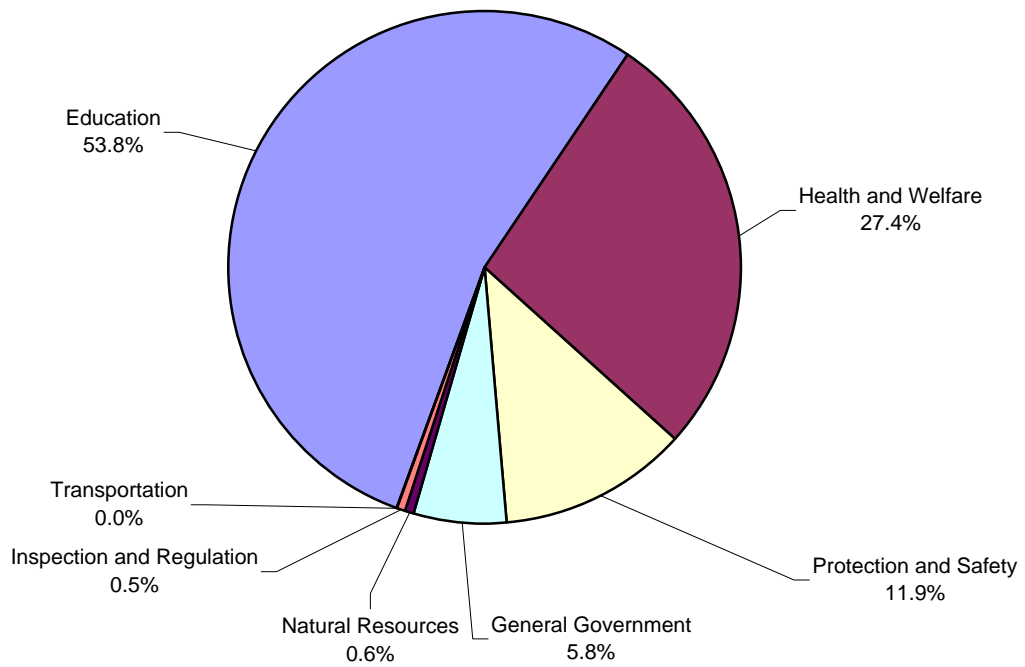
	Appropriation (Budget)	Actual	Favorable (Unfavorable)
<b>REVENUES:</b>			
<b>Taxes:</b>			
Sales and Use	\$ 3,807,258	\$ 3,837,688	\$ 30,430
Income	2,498,863	2,432,575	(66,288)
Property	18,000	20,589	2,589
Luxury	59,792	57,878	(1,914)
Insurance Premium	417,000	411,049	(5,951)
Motor Vehicle License	0	59,194	59,194
Estate	125	210	85
Other Taxes	630	860	230
Total Tax Revenues	<u>\$ 6,801,668</u>	<u>\$ 6,820,043</u>	<u>\$ 18,375</u>
<b>Non-Tax Revenues:</b>			
Lottery Proceeds	\$ 50,376	\$ 33,008	\$ (17,368)
Disproportionate Share, Net	73,570	67,687	(5,883)
State & Local Governments	0	27,963	27,963
Licenses, Fees, Sales and Permits	39,058	91,219	52,161
Other Miscellaneous	101,381	397,830	296,449
Interest Earnings	13,000	19,867	6,867
Total Non-Tax Revenues	<u>\$ 277,385</u>	<u>\$ 637,574</u>	<u>\$ 360,189</u>
<b>TOTAL REVENUES</b>	<u>\$ 7,079,053</u>	<u>\$ 7,457,617</u>	<u>\$ 378,564</u>
<b>EXPENDITURES:</b>			
General Government	\$ 539,704	\$ 516,704	\$ 23,000
Health and Welfare	2,515,647	2,443,607	72,040
Inspection and Regulation	42,172	41,762	410
Education	4,983,776	4,804,350	179,426
Protection and Safety	1,089,198	1,066,526	22,672
Transportation	73	70	3
Natural Resources	55,044	53,650	1,394
TOTAL EXPENDITURES	<u>\$ 9,225,614</u>	<u>\$ 8,926,669</u>	<u>\$ 298,945</u>
<b>REVENUES OVER (UNDER) EXPENDITURES</b>	<u>\$ (2,146,561)</u>	<u>\$ (1,469,052)</u>	<u>\$ 677,509</u>
<b>OTHER FINANCING SOURCES (USES):</b>			
<b>General Operating Fund</b>			
Transfers In - Treasurer's Warrant Notes	\$ 0	\$ 2,146,439	\$ 2,146,439
Transfers In - From Budget Stabilization Fund	150,000	150,000	0
Transfers In	1,212,402	770,220	(442,182)
Transfers Out - Treasurer's Warrant Notes	0	(2,146,439)	(2,146,439)
<b>Budget Stabilization Fund</b>			
Interest Earnings	0	5,536	5,536
Transfers In	0	19	19
Transfers Out - To General Operating Fund	(150,000)	(150,000)	0
TOTAL OTHER FINANCING SOURCES (USES)	<u>\$ 1,212,402</u>	<u>\$ 775,775</u>	<u>\$ (436,627)</u>
<b>REVENUES AND OTHER FINANCING SOURCES OVER (UNDER) EXPENDITURES AND OTHER FINANCING USES</b>	<u>\$ (934,159)</u>	<u>\$ (693,277)</u>	<u>\$ 240,882</u>
<b>FUND BALANCE, JULY 1, 2008</b>	<u>237,386</u>	<u>237,386</u>	<u>0</u>
<b>FUND BALANCE, JUNE 30, 2009</b>	<u><u>\$ (696,773)</u></u>	<u><u>\$ (455,891)</u></u>	<u><u>\$ 240,882</u></u>

See accompanying notes to financial statements.

**FY09 Total General Fund Revenues: \$7,457,617 (in thousands)**



**FY09 Total General Fund Expenditures: \$8,926,669 (in thousands)**





**STATE OF ARIZONA  
GENERAL FUND  
COMPARATIVE STATEMENT OF REVENUES, EXPENDITURES AND  
CHANGES IN FUND BALANCE  
FOR THE FISCAL YEARS ENDED JUNE 30, 2009 AND 2008  
(expressed in thousands)**

REVENUES:	Fiscal Year 2008-2009	Fiscal Year 2007-2008	Increase (Decrease)
<b>Taxes:</b>			
Sales and Use	\$ 3,837,688	\$ 4,434,845	\$ (597,157)
Income	2,432,575	3,506,425	(1,073,850)
Property	20,589	22,910	(2,321)
Luxury	57,878	61,037	(3,159)
Insurance Premium	411,049	407,712	3,337
Motor Vehicle License	59,194	915	58,279
Estate	210	320	(110)
Other Taxes	860	443	417
Total Tax Revenues	<u>\$ 6,820,043</u>	<u>\$ 8,434,607</u>	<u>\$ (1,614,564)</u>
<b>Non-Tax Revenues:</b>			
Lottery Proceeds	\$ 33,008	\$ 47,420	\$ (14,412)
Disproportionate Share, Net	67,687	72,189	(4,502)
State and Local Governments	27,963	0	27,963
Licenses, Fees, Sales and Permits	91,219	102,070	(10,851)
Other Miscellaneous	397,830	118,741	279,089
Interest Earnings	19,867	95,161	(75,294)
Total Non-Tax Revenues	<u>\$ 637,574</u>	<u>\$ 435,581</u>	<u>\$ 201,993</u>
TOTAL REVENUES	<u>\$ 7,457,617</u>	<u>\$ 8,870,188</u>	<u>\$ (1,412,571)</u>
<b>EXPENDITURES:</b>			
General Government	\$ 516,704	\$ 600,637	\$ (83,933)
Health and Welfare	2,443,607	2,688,720	(245,113)
Inspection and Regulation	41,762	48,489	(6,727)
Education	4,804,350	5,651,242	(846,892)
Protection and Safety	1,066,526	1,118,168	(51,642)
Transportation	70	76	(6)
Natural Resources	53,650	77,852	(24,202)
TOTAL EXPENDITURES	<u>\$ 8,926,669</u>	<u>\$ 10,185,184</u>	<u>\$ (1,258,515)</u>
REVENUES OVER (UNDER) EXPENDITURES	<u>\$ (1,469,052)</u>	<u>\$ (1,314,996)</u>	<u>\$ (154,056)</u>
<b>OTHER FINANCING SOURCES (USES):</b>			
General Operating Fund			
Transfers In - Treasurer's Warrant Notes	\$ 2,146,439	\$ 0	\$ 2,146,439
Transfers In - From Budget Stabilization Fund	150,000	560,208	(410,208)
Transfers In	770,220	322,122	448,098
Transfers Out from Treasurer's Warrant Notes	(2,146,439)	0	(2,146,439)
Budget Stabilization Fund			
Interest Earnings	5,536	33,889	(28,353)
Transfers In	19	0	19
Transfers Out - To General Operating Fund	(150,000)	(560,208)	410,208
TOTAL OTHER FINANCING SOURCES (USES)	<u>\$ 775,775</u>	<u>\$ 356,011</u>	<u>\$ 419,764</u>
REVENUES AND OTHER FINANCING SOURCES OVER (UNDER) EXPENDITURES AND OTHER FINANCING USES	<u>\$ (693,277)</u>	<u>\$ (958,985)</u>	<u>\$ 265,708</u>
BEGINNING FUND BALANCES	<u>237,386</u>	<u>1,196,371</u>	<u>(958,985)</u>
ENDING FUND BALANCES	<u>\$ (455,891)</u>	<u>\$ 237,386</u>	<u>\$ (693,277)</u>

See accompanying notes to financial statements.

**THIS PAGE INTENTIONALLY  
LEFT BLANK**

**STATE OF ARIZONA  
GENERAL FUND  
STATEMENT OF EXPENDITURES - APPROPRIATION TO ACTUAL  
BUDGETARY (LEGAL) BASIS  
FOR THE YEAR ENDED JUNE 30, 2009**

	<b>JULY 1, 2008 CONTINUING APPROPRIATION AUTHORITY</b>	<b>GENERAL APPROPRIATIONS</b>
<b>GENERAL GOVERNMENT</b>		
<b>DEPARTMENT OF ADMINISTRATION</b>		
Operating Lump Sum Appropriation	\$ 0	\$ 19,181,100
Utilities	0	625,700
SW Telecommunications Mgt Contract Lease	0	851,800
Arizona Financial Information System	0	1,115,200
General Relief	0	0
Salary Adjustments	0	6,584,200
Health Insurance Adjustments	0	2,291,500
Retirement Adjustments	0	1,025,500
Rent Adjustments	0	1,574,000
ENSCO	0	2,867,300
Telecommunications Adjustments	0	913,800
LAP and PLTO Adjustments	0	274,000
HR Pro Rata Adjustments	0	38,400
Risk Management Adjustments	0	292,000
Asst AG Salary Adjustments	0	982,800
Retirement Adjustments	0	9,033,400
IT Planning Adjustments	0	375,000
Rent Adjustments	0	1,060,000
<i>OPERATING STATE AID</i>		
Operating State Aid - Cochise	0	8,303,100
Operating State Aid - Coconino	0	3,245,400
Operating State Aid - Graham	0	5,173,200
Operating State Aid - Maricopa	0	55,416,100
Operating State Aid - Mohave	0	4,063,300
Operating State Aid - Navajo	0	4,250,300
Operating State Aid - Pima	0	18,874,100
Operating State Aid - Pinal	0	5,854,300
Operating State Aid - Yavapai	0	4,903,400
Operating State Aid - Yuma La Paz	0	5,512,600
Operating State Aid - Gila	0	713,000
County Attorneys Immigration Enforcement	0	2,430,000
<i>CAPITAL OUTLAY STATE AID</i>		
Capital Outlay - Navajo	0	500,000
Woolsey Flood District	0	38,614
<i>EQUALIZATION AID</i>		
Equalization Aid - Cochise	0	5,833,400
Equalization Aid - Graham	0	14,775,700
Equalization Aid - Navajo	0	5,386,500
Equalization Aid - Yuma La Paz	0	1,931,400
Nursing Education Demonstration Project	0	0
Treasurer's Warrant Notes Interest	0	0
Administrative Adjustments	0	0
<b>Total Agency</b>	<b>\$ 0</b>	<b>\$ 196,290,114</b>
 <b>OFFICE OF EQUAL OPPORTUNITY</b>		
Operating Lump Sum Appropriation	\$ 0	\$ 245,200
<b>Total Agency</b>	<b>\$ 0</b>	<b>\$ 245,200</b>

\*See accompanying notes to financial statements.

SUPPLEMENTAL APPROPRIATIONS, MID-YEAR REVERSIONS AND ADJUSTMENTS	NET APPROPRIATIONS	EXPENDITURES	LAPSED APPROPRIATION AUTHORITY	JUNE 30, 2009 CONTINUING* APPROPRIATION AUTHORITY
\$ (6,796,565)	\$ 12,384,535	\$ 12,373,867	\$ 10,668	\$ 0
0	625,700	625,700	0	0
0	851,800	809,477	42,323	0
5,300	1,120,500	1,059,362	61,138	0
255,778	255,778	253,989	0	1,789
(6,578,100)	6,100	0	6,100	0
(2,288,900)	2,600	0	2,600	0
(1,024,600)	900	0	900	0
(1,567,400)	6,600	0	6,600	0
0	2,867,300	2,867,300	0	0
(913,800)	0	0	0	0
(274,000)	0	0	0	0
(38,300)	100	0	100	0
(292,000)	0	0	0	0
(982,700)	100	0	100	0
(8,731,600)	301,800	0	301,800	0
(375,000)	0	0	0	0
(1,057,900)	2,100	0	2,100	0
(642,496)	7,660,604	7,660,604	0	0
(251,130)	2,994,270	2,994,270	0	0
(400,303)	4,772,897	4,772,897	0	0
(4,288,110)	51,127,990	51,127,990	0	0
(314,419)	3,748,881	3,748,881	0	0
(328,889)	3,921,411	3,921,411	0	0
(1,460,482)	17,413,618	17,413,618	0	0
(453,007)	5,401,293	5,401,293	0	0
(379,426)	4,523,974	4,523,974	0	0
(426,566)	5,086,034	5,086,034	0	0
(55,172)	657,828	657,828	0	0
0	2,430,000	2,430,000	0	0
0	500,000	500,000	0	0
0	38,614	38,614	0	0
0	5,833,400	5,833,400	0	0
0	14,775,700	14,775,700	0	0
0	5,386,500	5,386,500	0	0
0	1,931,400	1,931,400	0	0
4,000,000	4,000,000	4,000,000	0	0
50,576	50,576	50,576	0	0
417,160	417,160	417,160	0	0
<b>\$ (35,192,051)</b>	<b>\$ 161,098,063</b>	<b>\$ 160,661,845</b>	<b>\$ 434,429</b>	<b>\$ 1,789</b>
\$ 4,100	\$ 249,300	\$ 216,766	\$ 32,534	\$ 0
<b>\$ 4,100</b>	<b>\$ 249,300</b>	<b>\$ 216,766</b>	<b>\$ 32,534</b>	<b>\$ 0</b>

\*See accompanying notes to financial statements.

**STATE OF ARIZONA  
GENERAL FUND  
STATEMENT OF EXPENDITURES - APPROPRIATION TO ACTUAL  
BUDGETARY (LEGAL) BASIS  
FOR THE YEAR ENDED JUNE 30, 2009**

	<b>JULY 1, 2008 CONTINUING APPROPRIATION AUTHORITY</b>	<b>GENERAL APPROPRIATIONS</b>
<b>ATTORNEY GENERAL</b>		
Operating Lump Sum Appropriation	\$ 0	\$ 21,122,900
Legal Arizona Workers Act	96,003	0
Crane Elementary School Case	20,989	0
Military Installation/Planning	0	0
Military Installation/Planning FY07 - 08	32,367	0
Military Installation/Planning FY05 - 06	2	0
Administrative Adjustments	0	0
State Grand Jury	0	160,000
<b>Total Agency</b>	<b>\$ 149,361</b>	<b>\$ 21,282,900</b>
<b>AUDITOR GENERAL</b>		
Operating Lump Sum Appropriation	\$ 0	\$ 17,891,900
Operating Lump Sum Appropriation FY07-08	403,114	0
Operating Lump Sum Appropriation FY06-07	2,083,792	0
Operating Lump Sum Appropriation FY05-06	584,183	0
Operating Lump Sum Appropriation FY04-05	405,827	0
Operating Lump Sum Appropriation FY03-04	375,518	0
Operating Lump Sum Appropriation FY02-03	293,330	0
Procurement Study	291,000	0
<b>Total Agency</b>	<b>\$ 4,436,765</b>	<b>\$ 17,891,900</b>
<b>COURT OF APPEALS</b>		
Operating Lump Sum Appropriation - Div I	\$ 0	\$ 9,657,700
<b>Total Agency</b>	<b>\$ 0</b>	<b>\$ 9,657,700</b>
<b>COURT OF APPEALS DIVISION II</b>		
Operating Lump Sum-Division II	\$ 0	\$ 4,296,100
Administrative Adjustments	0	0
<b>Total Agency</b>	<b>\$ 0</b>	<b>\$ 4,296,100</b>
<b>DEPARTMENT OF COMMERCE</b>		
Operating Lump Sum Appropriation	\$ 0	\$ 4,021,400
Motion Picture Development	0	337,700
Rural Economic Development	0	323,900
Military Installation GF Transfer	0	0
Military Installation Operating	0	0
Military Installation Operating FY07 - 08	6,820	0
Military Installation Operating FY06 - 07	5,114	0
Military Installation Operating FY05 - 06	6,172	0
AZ 21st Century Competitive Initiat Fund	0	0
Military Base Economic Research Study	50,000	0
Apprenticeship Services Office	0	179,200
Motion Picture Prod Tax Incentive Admin	0	0
Greater Arizona Development Authority	0	2,000,000
International Trade Offices	0	1,328,000
Agriculture Preservation District	26,747	0
Administrative Adjustments	0	0
<b>Total Agency</b>	<b>\$ 94,854</b>	<b>\$ 8,190,200</b>
<b>STATE BOARD OF EQUALIZATION</b>		
Operating Lump Sum Appropriation	\$ 0	\$ 653,500
<b>Total Agency</b>	<b>\$ 0</b>	<b>\$ 653,500</b>

\*See accompanying notes to financial statements.

SUPPLEMENTAL APPROPRIATIONS, MID-YEAR REVERSIONS AND ADJUSTMENTS	NET APPROPRIATIONS	EXPENDITURES	LAPSED APPROPRIATION AUTHORITY	JUNE 30, 2009 CONTINUING* APPROPRIATION AUTHORITY
\$ 205,500	\$ 21,328,400	\$ 21,229,747	\$ 98,653	\$ 0
0	96,003	(3,997)	0	100,000
0	20,989	0	20,989	0
100,000	100,000	74,475	0	25,525
0	32,367	32,367	0	0
0	2	0	2	0
62,995	62,995	62,995	0	0
19,000	179,000	178,821	179	0
<b>\$ 387,495</b>	<b>\$ 21,819,756</b>	<b>\$ 21,574,408</b>	<b>\$ 119,823</b>	<b>\$ 125,525</b>
\$ (2,712,500)	\$ 15,179,400	\$ 14,902,528	\$ 0	\$ 276,872
(212,222)	190,892	4	0	190,889
(225,237)	1,858,555	1,858,555	0	0
(396,866)	187,317	187,317	0	0
(405,827)	0	0	0	0
(375,518)	0	0	0	0
(293,330)	0	0	0	0
(291,000)	0	0	0	0
<b>\$ (4,912,500)</b>	<b>\$ 17,416,165</b>	<b>\$ 16,948,404</b>	<b>\$ 0</b>	<b>\$ 467,761</b>
\$ (57,900)	\$ 9,599,800	\$ 9,588,572	\$ 11,228	\$ 0
<b>\$ (57,900)</b>	<b>\$ 9,599,800</b>	<b>\$ 9,588,572</b>	<b>\$ 11,228</b>	<b>\$ 0</b>
\$ (21,100)	\$ 4,275,000	\$ 4,273,688	\$ 1,312	\$ 0
1,278	1,278	1,278	0	0
<b>\$ (19,822)</b>	<b>\$ 4,276,278</b>	<b>\$ 4,274,967</b>	<b>\$ 1,312</b>	<b>\$ 0</b>
\$ (1,069,200)	\$ 2,952,200	\$ 2,829,554	\$ 122,646	\$ 0
(337,700)	0	0	0	0
(121,800)	202,100	200,032	2,068	0
25,000	25,000	25,000	0	0
56,300	56,300	55,487	0	813
0	6,820	0	0	6,820
0	5,114	0	0	5,114
0	6,172	0	0	6,172
22,500,000	22,500,000	22,500,000	0	0
0	50,000	0	0	50,000
(22,600)	156,600	155,940	660	0
337,700	337,700	304,329	33,371	0
(2,000,000)	0	0	0	0
(840,200)	487,800	442,377	45,423	0
0	26,747	0	0	26,747
26,218	26,218	26,218	0	0
<b>\$ 18,553,718</b>	<b>\$ 26,838,772</b>	<b>\$ 26,538,938</b>	<b>\$ 204,167</b>	<b>\$ 95,666</b>
\$ (51,000)	\$ 602,500	\$ 602,450	\$ 50	\$ 0
<b>\$ (51,000)</b>	<b>\$ 602,500</b>	<b>\$ 602,450</b>	<b>\$ 50</b>	<b>\$ 0</b>

\*See accompanying notes to financial statements.

STATE OF ARIZONA  
GENERAL FUND  
STATEMENT OF EXPENDITURES - APPROPRIATION TO ACTUAL  
BUDGETARY (LEGAL) BASIS  
FOR THE YEAR ENDED JUNE 30, 2009

	JULY 1, 2008 CONTINUING APPROPRIATION AUTHORITY	GENERAL APPROPRIATIONS
<b>GOVERNMENT INFORMATION TECHNOLOGY AGENCY</b>		
E-Health Initiative	\$ 0	\$ 1,500,000
2-1-1 System	0	1,175,200
Public Safety Communications Program	0	880,600
PS Comm Systems - Interoperability	0	0
Administrative Adjustments	0	0
<b>Total Agency</b>	<b>\$ 0</b>	<b>\$ 3,555,800</b>
<b>OFFICE OF the GOVERNOR</b>		
Operating Lump Sum Appropriation	\$ 0	\$ 7,134,800
Operating Lump Sum Appropriation FY07 - 08	653,404	0
Operating Lump Sum Appropriation FY06 - 07	481,703	0
Emergency Fund	0	0
Emergency Fund FY07 - 08	0	0
Operating Lump Sum Appropriation-OSPB	0	2,209,900
Administrative Adjustments	0	0
<b>Total Agency</b>	<b>\$ 1,135,107</b>	<b>\$ 9,344,700</b>
<b>OFFICE OF ADMINISTRATIVE HEARINGS</b>		
Operating Lump Sum Appropriation	\$ 0	\$ 1,213,900
<b>Total Agency</b>	<b>\$ 0</b>	<b>\$ 1,213,900</b>
<b>HOUSE OF REPRESENTATIVES</b>		
Operating Lump Sum Appropriation	\$ 0	\$ 13,854,800
Operating Lump Sum Appropriation FY07-08	1,703,087	0
Operating Lump Sum Appropriation FY06-07	1,997,741	0
Operating Lump Sum Appropriation FY05-06	1,901,541	0
Operating Lump Sum Appropriation FY04-05	1,009,668	0
Lump Sum Appropriation FY03 - 04	593,819	0
Lump Sum Appropriation FY02 - 03	0	0
Lump Sum Appropriation FY01 - 02	0	0
Lump Sum Appropriation FY00 - 01	442,195	0
<b>Total Agency</b>	<b>\$ 7,648,052</b>	<b>\$ 13,854,800</b>
<b>JOINT LEGISLATIVE BUDGET COMMITTEE</b>		
Operating Lump Sum Appropriation	\$ 0	\$ 2,948,600
Operating Lump Sum Appropriation FY07-08	2,210,637	0
<b>Total Agency</b>	<b>\$ 2,210,637</b>	<b>\$ 2,948,600</b>
<b>ARIZONA STATE LIBRARY, ARCHIVES and PUBLIC RECORDS</b>		
Operating Lump Sum Appropriation	\$ 0	\$ 6,787,900
Operating Lump Sum Appropriation FY07-08	6,783	0
Operating Lump Sum Appropriation FY06-07	10	0
Operating Lump Sum Appropriation FY05-06	15	0
Operating Lump Sum FY03 - 04	4	0
Statewide Radio Reading Svc For Blind	0	97,000
Grants-In-Aid	0	651,400
Grants-In-Aid FY07 - 08	80,976	0
Grants-In-Aid FY06 - 07	78,018	0
Grants-In-Aid FY05 - 06	28,708	0
Historical Advisory Commission	46,683	0
<b>Total Agency</b>	<b>\$ 241,197</b>	<b>\$ 7,536,300</b>

\*See accompanying notes to financial statements.

SUPPLEMENTAL APPROPRIATIONS, MID-YEAR REVERSIONS AND ADJUSTMENTS	NET APPROPRIATIONS	EXPENDITURES	LAPSED APPROPRIATION AUTHORITY	JUNE 30, 2009 CONTINUING* APPROPRIATION AUTHORITY
\$ (1,500,000)	\$ 0	\$ 0	\$ 0	\$ 0
(750,100)	425,100	425,100	0	0
(77,200)	803,400	639,486	163,914	0
358,501	358,501	0	0	358,501
497,628	497,628	497,628	0	0
<b>\$ (1,471,171)</b>	<b>\$ 2,084,629</b>	<b>\$ 1,562,214</b>	<b>\$ 163,914</b>	<b>\$ 358,501</b>
\$ 250,100	\$ 7,384,900	\$ 6,319,767	\$ 0	\$ 1,065,133
(100,663)	552,741	422,416	0	130,325
(466,937)	14,766	8,153	0	6,613
2,604,509	2,604,509	0	2,604,509	0
1,450,024	1,450,024	0	1,450,024	0
(60,300)	2,149,600	2,147,288	2,312	0
39	39	39	0	0
<b>\$ 3,676,772</b>	<b>\$ 14,156,579</b>	<b>\$ 8,897,664</b>	<b>\$ 4,056,845</b>	<b>\$ 1,202,071</b>
\$ (96,000)	\$ 1,117,900	\$ 1,117,900	\$ 0	\$ 0
<b>\$ (96,000)</b>	<b>\$ 1,117,900</b>	<b>\$ 1,117,900</b>	<b>\$ 0</b>	<b>\$ 0</b>
\$ (201,400)	\$ 13,653,400	\$ 11,989,731	\$ 0	\$ 1,663,669
0	1,703,087	3,750	0	1,699,338
0	1,997,741	535	0	1,997,206
(1,171,518)	730,024	129,478	0	600,546
(1,009,668)	0	0	0	0
(593,819)	0	0	0	0
(842,055)	(842,055)	0	(842,055)	0
(382,940)	(382,940)	42,373	(425,313)	0
0	442,195	442,195	0	0
<b>\$ (4,201,400)</b>	<b>\$ 17,301,452</b>	<b>\$ 12,608,060</b>	<b>\$ (1,267,368)</b>	<b>\$ 5,960,759</b>
\$ (841,843)	\$ 2,106,757	\$ 874,531	\$ 0	\$ 1,232,225
(678,057)	1,532,581	1,532,581	0	0
<b>\$ (1,519,900)</b>	<b>\$ 3,639,337</b>	<b>\$ 2,407,112</b>	<b>\$ 0</b>	<b>\$ 1,232,225</b>
\$ (1,194,300)	\$ 5,593,600	\$ 5,593,599	\$ 0	\$ 1
0	6,783	6,783	0	1
0	10	0	10	0
0	15	0	15	0
0	4	0	4	0
0	97,000	97,000	0	0
(21,300)	630,100	523,403	0	106,697
0	80,976	13,158	0	67,818
0	78,018	78,018	0	0
0	28,708	28,708	0	0
0	46,683	5,405	0	41,279
<b>\$ (1,215,600)</b>	<b>\$ 6,561,897</b>	<b>\$ 6,346,073</b>	<b>\$ 29</b>	<b>\$ 215,796</b>

\*See accompanying notes to financial statements.



**STATE OF ARIZONA  
GENERAL FUND  
STATEMENT OF EXPENDITURES - APPROPRIATION TO ACTUAL  
BUDGETARY (LEGAL) BASIS  
FOR THE YEAR ENDED JUNE 30, 2009**

	<b>JULY 1, 2008 CONTINUING APPROPRIATION AUTHORITY</b>	<b>GENERAL APPROPRIATIONS</b>
<b>LEGISLATIVE COUNCIL</b>		
Operating Lump Sum Appropriation	\$ 0	\$ 4,983,100
Operating Lump Sum Appropriation FY07-08	101,513	0
Operating Lump Sum Appropriation FY06-07	661,735	0
Operating Lump Sum Appropriation FY99-00	886,420	0
Ombudsman FY94 - 95	95,169	0
Ombudsman FY93 - 94	43,000	0
Ombudsman-Citizens Aid Office	0	593,000
Ombudsman-Citizens Aid Office FY07 - 08	127,902	0
Juvenile Study	19,520	0
Arizona Centennial Celebration	2,450,000	0
<b>Total Agency</b>	<b>\$ 4,385,259</b>	<b>\$ 5,576,100</b>
<b>PERSONNEL BOARD</b>		
Operating Lump Sum Appropriation	\$ 0	\$ 357,900
Administrative Adjustments	0	0
<b>Total Agency</b>	<b>\$ 0</b>	<b>\$ 357,900</b>
<b>STATE CAPITAL POSTCONVICTION PUBLIC DEFENDER OFFICE</b>		
Operating Lump Sum Appropriation	\$ 0	\$ 721,700
Administrative Adjustments	0	0
<b>Total Agency</b>	<b>\$ 0</b>	<b>\$ 721,700</b>
<b>INDEPENDENT REDISTRICTING COMMISSION</b>		
Operating Lump Sum FY03 - 04	\$ 931,391	\$ 0
<b>Total Agency</b>	<b>\$ 931,391</b>	<b>\$ 0</b>
<b>DEPARTMENT OF REVENUE</b>		
Operating Lump Sum Appropriation	\$ 0	\$ 69,595,500
Brits Operations	0	2,223,700
Tax Credit Administration	0	0
Legal Az Workers Act - Employer Notice	102	0
Data Center Charges	0	0
Administrative Adjustments	0	0
<b>Total Agency</b>	<b>\$ 102</b>	<b>\$ 71,819,200</b>
<b>SENATE</b>		
Operating Lump Sum Appropriation	\$ 0	\$ 9,193,000
Operating Lump Sum Appropriation FY07 - 08	1,651,552	0
<b>Total Agency</b>	<b>\$ 1,651,552</b>	<b>\$ 9,193,000</b>
<b>SUPREME COURT</b>		
County Reimbursements	\$ 0	\$ 208,800
Judicial Nomination and Performance Review	0	323,200
Foster Care Review Board	0	2,429,800
Adult Standard Probation	0	15,060,600
Community Punishment	0	541,300
Domestic Relations	0	586,400
Interstate Compact	0	656,100
Progressively Increasing Consequences	0	10,160,300
Model Court	0	497,300
Juvenile Intensive Probation	0	9,886,100

\*See accompanying notes to financial statements.

SUPPLEMENTAL APPROPRIATIONS, MID-YEAR REVERSIONS AND ADJUSTMENTS	NET APPROPRIATIONS	EXPENDITURES	LAPSED APPROPRIATION AUTHORITY	JUNE 30, 2009 CONTINUING* APPROPRIATION AUTHORITY
\$ (832,100)	\$ 4,151,000	\$ 4,130,794	\$ 0	\$ 20,206
0	101,513	98,567	0	2,946
0	661,735	436,162	0	225,573
(746,061)	140,359	0	0	140,359
(95,168)	1	0	1	0
(43,000)	0	0	0	0
(19,300)	573,700	512,160	0	61,540
(63,951)	63,951	41,830	0	22,121
(19,520)	0	0	0	0
0	2,450,000	0	0	2,450,000
<b>\$ (1,819,100)</b>	<b>\$ 8,142,259</b>	<b>\$ 5,219,513</b>	<b>\$ 1</b>	<b>\$ 2,922,745</b>
\$ (28,800)	\$ 329,100	\$ 328,027	\$ 1,073	\$ 0
67	67	67	0	0
<b>\$ (28,733)</b>	<b>\$ 329,167</b>	<b>\$ 328,094</b>	<b>\$ 1,073</b>	<b>\$ 0</b>
\$ 37,300	\$ 759,000	\$ 753,330	\$ 5,670	\$ 0
759	759	759	0	0
<b>\$ 38,059</b>	<b>\$ 759,759</b>	<b>\$ 754,089</b>	<b>\$ 5,670</b>	<b>\$ 0</b>
\$ (900)	\$ 930,491	\$ 256,354	\$ 0	\$ 674,137
<b>\$ (900)</b>	<b>\$ 930,491</b>	<b>\$ 256,354</b>	<b>\$ 0</b>	<b>\$ 674,137</b>
\$ (7,416,000)	\$ 62,179,500	\$ 62,056,187	\$ 123,313	\$ 0
0	2,223,700	2,223,313	387	0
30,000	30,000	30,000	0	0
0	102	0	102	0
1,570,000	1,570,000	394,858	1,175,142	0
53,371	53,371	53,371	0	0
<b>\$ (5,762,629)</b>	<b>\$ 66,056,673</b>	<b>\$ 64,757,729</b>	<b>\$ 1,298,944</b>	<b>\$ 0</b>
\$ (558,000)	\$ 8,635,000	\$ 7,724,033	\$ 0	\$ 910,967
0	1,651,552	937,520	0	714,032
<b>\$ (558,000)</b>	<b>\$ 10,286,552</b>	<b>\$ 8,661,554</b>	<b>\$ 0</b>	<b>\$ 1,624,999</b>
\$ (20,900)	\$ 187,900	\$ 187,900	\$ 0	\$ 0
(27,900)	295,300	283,504	11,796	0
(24,800)	2,405,000	2,373,773	31,227	0
(583,070)	14,477,530	14,402,069	75,461	0
(541,300)	0	0	0	0
(75,900)	510,500	507,429	3,071	0
(5,600)	650,500	635,501	14,999	0
(793,300)	9,367,000	9,367,000	0	0
(49,700)	447,600	442,569	5,031	0
(847,146)	9,038,954	8,985,984	52,970	0

\*See accompanying notes to financial statements.

**STATE OF ARIZONA  
GENERAL FUND  
STATEMENT OF EXPENDITURES - APPROPRIATION TO ACTUAL  
BUDGETARY (LEGAL) BASIS  
FOR THE YEAR ENDED JUNE 30, 2009**

	<b>JULY 1, 2008 CONTINUING APPROPRIATION AUTHORITY</b>	<b>GENERAL APPROPRIATIONS</b>
Juvenile Standard Probation	0	4,726,000
Juvenile Family Counseling	0	660,400
Judges Compensation	0	18,136,100
Juvenile Treatment Services	0	22,504,700
Adult Intensive Probation	0	11,338,000
Commission On Judicial Conduct	0	436,800
Court Appointed Special Advocate	0	102,000
Special Water Master	0	20,000
State Aid	0	40,200
Operating Lump Sum Appropriation	0	12,802,100
Drug Court FY08 - 09	0	1,013,600
Drug Court FY06 - 07	96,877	0
Global Position and Monitoring System Gps	0	436,800
<b>Total Agency</b>	<b>\$ 96,877</b>	<b>\$ 112,566,600</b>
 <b>SECRETARY OF STATE</b>		
Operating Lump Sum Appropriation	\$ 0	\$ 2,619,000
Election Services	0	4,361,000
Administrative Adjustments	0	0
<b>Total Agency</b>	<b>\$ 0</b>	<b>\$ 6,980,000</b>
 <b>OFFICE OF TOURISM</b>		
City Of Yuma - Arizona Welcome Center	\$ 0	\$ 0
Cash Transfer To General Fund	0	700
<b>Total Agency</b>	<b>\$ 0</b>	<b>\$ 700</b>
 <b>STATE TREASURER</b>		
Operating Lump Sum Appropriation	\$ 0	\$ 2,841,400
Rural County Reimbursement Subsidy	0	1,000,000
Justice Of the Peace Salaries	0	2,230,100
Community College Reimbursement ARS 15-1469.01	0	3,645,224
Corporate Income Tax Transfer	0	15,000,000
Transfer to Tourism Fund	0	15,996,413
Administrative Adjustments	0	0
<b>Total Agency</b>	<b>\$ 0</b>	<b>\$ 40,713,137</b>
 <b>STATE BOARD OF TAX APPEALS</b>		
Operating Lump Sum Appropriation	\$ 0	\$ 305,200
Administrative Adjustments	0	0
<b>Total Agency</b>	<b>\$ 0</b>	<b>\$ 305,200</b>
 <b>TOTAL GENERAL GOVERNMENT</b>		
	<b>\$ 22,981,153</b>	<b>\$ 545,195,251</b>
 <b>HEALTH AND WELFARE</b>		
<b>DEPARTMENT OF ECONOMIC SECURITY</b>		
<i>ADMINISTRATION</i>		
DTA-Document Management	\$ 0	\$ 494,600
ADM Operating Lump Sum Appropriation	0	34,119,400
ADM Attorney General Legal Services	0	755,700
ADM Finger Imaging	0	461,400
<i>AGING and COMMUNITY SERVICES</i>		
DACS-Serving Homeless Excess FY07 - 08	7	0

\*See accompanying notes to financial statements.

SUPPLEMENTAL APPROPRIATIONS, MID-YEAR REVERSIONS AND ADJUSTMENTS	NET APPROPRIATIONS	EXPENDITURES	LAPSED APPROPRIATION AUTHORITY	JUNE 30, 2009 CONTINUING* APPROPRIATION AUTHORITY
319,446	5,045,446	5,037,165	8,281	0
0	660,400	640,018	20,382	0
(579,200)	17,556,900	17,556,763	137	0
(102,100)	22,402,600	22,304,084	98,516	0
(251,530)	11,086,470	11,025,839	60,631	0
(20,200)	416,600	394,368	22,232	0
0	102,000	102,000	0	0
0	20,000	8,831	11,169	0
(40,200)	0	0	0	0
(880,800)	11,921,300	11,893,050	28,250	0
0	1,013,600	996,279	17,321	0
0	96,877	35,555	0	61,322
(1,300)	435,500	405,054	30,446	0
<b>\$ (4,525,500)</b>	<b>\$ 108,137,977</b>	<b>\$ 107,584,736</b>	<b>\$ 491,919</b>	<b>\$ 61,322</b>
\$ (149,300)	\$ 2,469,700	\$ 2,360,629	\$ 109,071	\$ 0
0	4,361,000	4,052,729	308,271	0
15,781	15,781	15,781	0	0
<b>\$ (133,519)</b>	<b>\$ 6,846,481</b>	<b>\$ 6,429,140</b>	<b>\$ 417,341</b>	<b>\$ 0</b>
\$ 400,000	\$ 400,000	\$ 191,811	\$ 0	\$ 208,189
0	700	700	0	0
<b>\$ 400,000</b>	<b>\$ 400,700</b>	<b>\$ 192,511</b>	<b>\$ 0</b>	<b>\$ 208,189</b>
\$ (289,900)	\$ 2,551,500	\$ 2,537,690	\$ 13,810	\$ 0
0	1,000,000	1,000,000	0	0
(60,000)	2,170,100	2,015,074	155,026	0
0	3,645,224	3,645,224	0	0
(2,000,000)	13,000,000	13,000,000	0	0
0	15,996,413	15,996,413	0	0
140,086	140,086	140,086	0	0
<b>\$ (2,209,814)</b>	<b>\$ 38,503,323</b>	<b>\$ 38,334,487</b>	<b>\$ 168,836</b>	<b>\$ 0</b>
\$ (21,000)	\$ 284,200	\$ 262,813	\$ 21,387	\$ 0
206	206	206	0	0
<b>\$ (20,794)</b>	<b>\$ 284,406</b>	<b>\$ 263,019</b>	<b>\$ 21,387</b>	<b>\$ 0</b>
<b>\$ (40,736,188)</b>	<b>\$ 527,440,216</b>	<b>\$ 506,126,599</b>	<b>\$ 6,162,134</b>	<b>\$ 15,151,485</b>
\$ (420,500)	\$ 74,100	\$ 74,100	\$ 0	\$ 0
(8,036,800)	26,082,600	26,082,600	0	0
(88,600)	667,100	667,100	0	0
(300,100)	161,300	160,940	360	0
0	7	7	0	0

\*See accompanying notes to financial statements.

**STATE OF ARIZONA  
GENERAL FUND  
STATEMENT OF EXPENDITURES - APPROPRIATION TO ACTUAL  
BUDGETARY (LEGAL) BASIS  
FOR THE YEAR ENDED JUNE 30, 2009**

	<b>JULY 1, 2008 CONTINUING APPROPRIATION AUTHORITY</b>	<b>GENERAL APPROPRIATIONS</b>
DACS-Serving Homeless Excess FY06 - 07	998	0
DACS Navajo Senior Center	144,759	0
DACS Lifespan Respite Care Program	198,762	0
DACS Lifespan Respite Care	0	500,000
DACS Coordinated Hunger Program	0	1,514,600
DACS Coordinated Homeless Program	0	1,155,400
DACS Adult Services	0	19,277,700
DACS Navajo Senior Centers - Birdsprings	65,000	0
DACS Navajo Senior Centers - White Cone	30,000	0
DACS Navajo Senior Centers - Dilcon	30,000	0
DACS Tribal Senior Centers - Navajo	46,351	0
DACS Domestic Violence Prevention	0	8,326,700
DACS Operating Lump Sum Appropriation	0	6,822,400
<i>CHILDREN, YOUTH and FAMILIES</i>		
DCYF Education and Training Vouchers	0	700,000
DCFS Intensive Family Services	0	1,985,600
DCYF Joint Substance Abuse Treatment - GF	0	5,224,500
DCYF Independent Living Maint	0	3,136,000
DCYF Emergency Placement - GF	0	2,180,100
DCYF Foster Care Placement - GF	0	17,139,500
DCYF Residential Placement - GF	0	6,543,400
DCYF Children Support Svcs - GF	0	45,403,300
DCYF Operating Lump Sum Appropriation	0	61,447,000
DCYF Adoption Services (DCFS)	0	35,942,200
DCYF Permanent Guardianship Subsidy	0	7,192,300
DCYF Comprehensive Med and Dental (DCFS)	0	2,057,000
DCYF Attorney General Legal Services	0	12,221,700
CPS Appeals	0	732,900
Healthy Families	0	5,715,800
<i>EMPLOYMENT and REHABILITATION SVCS</i>		
Jobs	0	1,825,200
DERS Operating Lump Sum Appropriation	0	9,847,000
Vocational Rehabilitation Services	0	4,714,400
Independent Living Rehabilitation Services	0	784,200
DERS Daycare Subsidy	0	82,920,100
DERS Summer Youth Employment	0	750,000
<i>BENEFITS and MEDICAL ELIGIBILITY</i>		
DBME Eligibility System Upgrade (ASRP)	0	963,300
DBME Operating Lump Sum Appropriation	0	23,851,900
DBME TANF Cash Benefits	0	45,850,800
DBME Tribal Pass-Thru Funding	0	4,288,700
DBME General Assistance	0	2,060,800
DBME Tuberculosis Control	0	32,200
<i>DEVELOPMENTAL DISABILITIES</i>		
DDD Operating Lump Sum Appropriation	0	16,680,500
DDD Case Management	0	4,537,600
DDD Home and Community Based Services	0	35,873,900
DDD Institutional Services	0	294,900
DDD State Funded LTC Services	0	762,900
DDD Arizona Training Program At Coolidge	0	572,400
DDD Children's Autism Intensive Behavior	0	1,800,000
DDD Children's Autism Intensive-Toddlers	0	500,000
DDD Arizona Early Intervention Program	0	3,500,000

\*See accompanying notes to financial statements.

SUPPLEMENTAL APPROPRIATIONS, MID-YEAR REVERSIONS AND ADJUSTMENTS	NET APPROPRIATIONS	EXPENDITURES	LAPSED APPROPRIATION AUTHORITY	JUNE 30, 2009 CONTINUING* APPROPRIATION AUTHORITY
0	998	998	0	0
0	144,759	98,848	0	45,911
0	198,762	170,213	0	28,549
(350,000)	150,000	150,000	0	0
(167,600)	1,347,000	1,236,049	110,951	0
(282,300)	873,100	861,650	11,450	0
(2,361,200)	16,916,500	15,652,893	1,263,607	0
0	65,000	0	0	65,000
0	30,000	11,810	0	18,190
0	30,000	30,000	0	0
0	46,351	0	0	46,351
(2,917,200)	5,409,500	5,277,138	132,362	0
(2,844,300)	3,978,100	3,978,100	0	0
(500,000)	200,000	200,000	0	0
(496,400)	1,489,200	1,489,200	0	0
(762,500)	4,462,000	3,992,796	469,204	0
0	3,136,000	3,136,000	0	0
1,500,000	3,680,100	2,180,100	1,500,000	0
1,197,700	18,337,200	16,562,505	1,774,695	0
1,200,000	7,743,400	5,943,400	1,800,000	0
(5,903,300)	39,500,000	33,142,925	6,357,075	0
(4,842,000)	56,605,000	56,605,000	0	0
0	35,942,200	35,942,200	0	0
(1,070,000)	6,122,300	6,003,704	118,596	0
(300,000)	1,757,000	1,757,000	0	0
(827,600)	11,394,100	11,394,100	0	0
(600)	732,300	732,300	0	0
(5,715,800)	0	0	0	0
(1,825,200)	0	0	0	0
(1,313,200)	8,533,800	7,902,200	631,600	0
(1,246,600)	3,467,800	3,467,800	0	0
(41,000)	743,200	720,872	22,328	0
(49,896,800)	33,023,300	21,014,877	12,008,423	0
0	750,000	750,000	0	0
(828,800)	134,500	103,300	31,200	0
2,260,700	26,112,600	24,220,300	1,892,300	0
4,739,700	50,590,500	49,754,111	836,389	0
714,400	5,003,100	4,875,853	127,247	0
(516,800)	1,544,000	1,514,099	29,901	0
(24,000)	8,200	7,030	1,170	0
(277,700)	16,402,800	16,402,800	0	0
(590,600)	3,947,000	3,947,000	0	0
(6,606,100)	29,267,800	27,202,146	2,065,654	0
(90,000)	204,900	139,375	65,525	0
1,000,000	1,762,900	837,500	925,400	0
(476,000)	96,400	95,594	806	0
0	1,800,000	1,350,000	450,000	0
0	500,000	500,000	0	0
(1,656,300)	1,843,700	1,843,700	0	0

\*See accompanying notes to financial statements.

**STATE OF ARIZONA  
GENERAL FUND  
STATEMENT OF EXPENDITURES - APPROPRIATION TO ACTUAL  
BUDGETARY (LEGAL) BASIS  
FOR THE YEAR ENDED JUNE 30, 2009**

	<b>JULY 1, 2008 CONTINUING APPROPRIATION AUTHORITY</b>	<b>GENERAL APPROPRIATIONS</b>
	<u>                    </u>	<u>                    </u>
<i>CHILD SUPPORT ENFORCEMENT</i>		
DCSE Attorney General Legal Services	0	910,600
DCSE Operating Lump Sum Appropriation	0	8,087,000
DCSE Genetic Testing	0	122,400
<i>LONG-TERM CARE SYSTEM</i>		
LTC Medicare Clawback Payments	0	2,206,600
LTC Case Management	0	14,546,700
LTC Home and Community Based Services	0	207,298,400
LTC Institutional Services	0	5,174,600
LTC Medical Services	0	46,100,700
LTC AZ Training Program Coolidge	0	5,829,200
Administrative Adjustments	0	0
<b>Total Agency</b>	<b>\$ 515,877</b>	<b>\$ 813,736,200</b>
<b>DEPARTMENT OF ENVIRONMENTAL QUALITY</b>		
Operating Lump Sum Appropriation	\$ 0	\$ 12,400,600
Aquifer Protection Permit Program	0	788,700
Water Infrastructure Finance Authority	0	1,551,900
Drinking Water Revolving Loan Program	0	893,200
Counties Travel Deduction Plan	0	1,676,900
<b>Total Agency</b>	<b>\$ 0</b>	<b>\$ 17,311,300</b>
<b>ARIZONA HEALTH CARE COST CONTAINMENT SYSTEM</b>		
<i>ADMINISTRATION</i>		
Operating Lump Sum Appropriation	\$ 0	\$ 28,585,800
Indian Advisory Council	0	116,600
DOA Data Center Charges	0	1,724,700
DES Title XIX Pass Through	0	154,000
DES Eligibility	0	26,466,700
DES Eligibility System Upgrade	0	1,300,000
Healthcare Group Admin	0	5,000,000
<i>ACUTE CARE</i>		
New	958,535	0
Critical Access Hospitals	0	580,100
Capitation	0	608,625,400
Fee For Service	0	108,552,200
Reinsurance	0	45,807,200
Medicare Premiums	0	29,022,700
Dual Eligible Part D Copay Subsidy/Acute	0	1,029,700
Graduate Medical Education	0	15,323,100
Disproportionate Share Payments	0	8,922,200
Rural Hospital Reimbursement	0	4,148,600
Medical Clawback Payments - Acute Care	0	28,844,600
Breast and Cervical Cancer	0	365,500
Ticket To Work	0	3,041,500
<i>PROPOSITION 204</i>		
Prop 204 - Capitation	0	224,247,700
Prop 204 Fee-For-Service	0	47,747,000
Prop 204 - County Hold Harmless	0	4,825,600
Prop 204-Reinsurance	0	44,336,200
Operating Lump Sum Appropriation	0	104,355,200
CHIP - Services	0	32,996,800
CHIP - Parents	0	8,336,300

\*See accompanying notes to financial statements.

SUPPLEMENTAL APPROPRIATIONS, MID-YEAR REVERSIONS AND ADJUSTMENTS	NET APPROPRIATIONS	EXPENDITURES	LAPSED APPROPRIATION AUTHORITY	JUNE 30, 2009 CONTINUING* APPROPRIATION AUTHORITY
(199,000)	711,600	711,600	0	0
(1,155,600)	6,931,400	6,891,400	40,000	0
(90,000)	32,400	32,400	0	0
0	2,206,600	2,206,600	0	0
(777,000)	13,769,700	13,769,700	0	0
(47,351,388)	159,947,012	159,927,679	19,333	0
(101,800)	5,072,800	5,072,800	0	0
(702,200)	45,398,500	45,398,500	0	0
(185,600)	5,643,600	5,643,600	0	0
7,542,254	7,542,254	7,542,254	0	0
<b>\$ (133,983,734)</b>	<b>\$ 680,268,342</b>	<b>\$ 647,378,766</b>	<b>\$ 32,685,576</b>	<b>\$ 204,001</b>
\$ (6,680,000)	\$ 5,720,600	\$ 5,709,038	\$ 11,562	\$ 0
0	788,700	787,513	1,187	0
(1,551,900)	0	0	0	0
(893,200)	0	0	0	0
(1,500,000)	176,900	176,900	0	0
<b>\$ (10,625,100)</b>	<b>\$ 6,686,200</b>	<b>\$ 6,673,451</b>	<b>\$ 12,749</b>	<b>\$ 0</b>
\$ (2,107,300)	\$ 26,478,500	\$ 26,017,102	\$ 461,398	\$ 0
0	116,600	108,590	8,010	0
803,500	2,528,200	2,292,617	235,583	0
(2,600)	151,400	120,915	30,485	0
2,700,900	29,167,600	26,467,600	2,700,000	0
(1,162,569)	137,431	127,431	10,000	0
(2,200,000)	2,800,000	2,800,000	0	0
0	958,535	0	0	958,535
(121,318)	458,782	425,202	33,580	0
(122,045,250)	486,580,150	486,469,297	110,853	0
(15,491,210)	93,060,990	92,910,854	150,136	0
(20,246,470)	25,560,730	25,470,929	89,801	0
(6,141,623)	22,881,077	22,874,508	6,568	0
1,121,300	2,151,000	2,150,993	7	0
(4,101,041)	11,222,059	0	11,222,059	0
28,158	8,950,358	0	8,950,358	0
(1,110,290)	3,038,310	0	3,038,310	0
(49,660)	28,794,940	28,794,408	532	0
(145,110)	220,390	218,086	2,304	0
(1,292,984)	1,748,516	1,746,365	2,151	0
(6,181,052)	218,066,648	216,617,616	1,449,032	0
(9,575,601)	38,171,399	37,095,859	1,075,539	0
(4,825,600)	0	0	0	0
(20,470,456)	23,865,744	23,796,596	69,148	0
16,796,100	121,151,300	121,151,300	0	0
(7,089,800)	25,907,000	25,907,000	0	0
(2,410,755)	5,925,545	5,925,545	0	0

\*See accompanying notes to financial statements.



**STATE OF ARIZONA  
GENERAL FUND  
STATEMENT OF EXPENDITURES - APPROPRIATION TO ACTUAL  
BUDGETARY (LEGAL) BASIS  
FOR THE YEAR ENDED JUNE 30, 2009**

	<b>JULY 1, 2008 CONTINUING APPROPRIATION AUTHORITY</b>	<b>GENERAL APPROPRIATIONS</b>
<i>LONG TERM CARE</i>		
Medical Clawback Payments - LTC	0	11,307,200
Dual Eligible Part D Copay Subsidy - LTC	0	470,300
Long Term Care Board Of Nursing	0	104,800
Prop204 Admin Oper 100% Fall Expansion	0	5,723,600
Prop 204 Pass Through Admin	0	22,050,800
KidsCare Administration	0	2,226,200
Administrative Adjustments	0	0
<b>Total Agency</b>	<b>\$ 958,535</b>	<b>\$ 1,426,338,300</b>
<b>DEPARTMENT OF HEALTH SERVICES</b>		
<i>ADMINISTRATION</i>		
Operating Lump Sum Appropriation	\$ 0	\$ 14,876,300
Attorney General Legal Services	0	394,900
Assurance and Licensure	0	9,392,500
<i>FAMILY HEALTH</i>		
Reg Hearing Aid Dispensers-Audiologists-SI Pathologists	62,243	0
Operating Lump Sum Appropriation	0	3,821,700
Adult Cystic Fibrosis	0	105,200
Children's Rehabilitative Services	0	3,587,000
AHCCCS-Childrens Rehabilitative Services	0	32,640,789
Adult Sickle Cell Anemia	0	33,000
Medicaid Special Exemption Payments	0	615,300
Breast and Cervical Cancer Screening	0	1,348,600
High Risk Perinatal Services	0	4,980,600
County Prenatal Services Grant	0	1,148,500
<i>PUBLIC HEALTH</i>		
Senior Food Program	0	600,000
Laboratory Services	0	4,087,900
Operating Lump Sum Appropriation	0	5,823,200
County Tuberculosis Provider Care and Ctl	0	1,410,500
Vaccines	0	8,410,400
Kidney Program	0	50,500
STD Control Subventions	0	26,300
AIDS Reporting and Surveillance	0	1,125,000
Alzheimer Disease Research	0	3,000,000
Az Statewide Immunization Info System	0	517,500
Hepatitis C Surveillance	0	409,300
Diabetes Prevention and Control	0	400,000
Renal and Non-Renal Disease Management	0	468,000
Community Health Centers	0	8,981,300
Telemedicine	0	260,000
County Public Health	0	200,000
Loan Repayment	0	100,000
Direct Grants	0	460,300
Reimbursement To Counties	0	67,900
Scorpion Antivenom	0	150,000
Poison Control Center Funding	0	675,000
U Of A Poison Control Center Funding	0	1,275,000
Teratogen Program	0	60,000
Vital Records - Archiving, Cust Svc, Ops	16,715	0
<i>BEHAVIORAL HEALTH SERVICES</i>		
Operating Lump Sum Appropriation	0	4,528,800
Prop 204 Administration Title XIX Match	0	2,130,200

\*See accompanying notes to financial statements.

SUPPLEMENTAL APPROPRIATIONS, MID-YEAR REVERSIONS AND ADJUSTMENTS	NET APPROPRIATIONS	EXPENDITURES	LAPSED APPROPRIATION AUTHORITY	JUNE 30, 2009 CONTINUING* APPROPRIATION AUTHORITY
0	11,307,200	11,307,200	0	0
118,227	588,527	588,527	0	0
0	104,800	104,800	0	0
(1,211,900)	4,511,700	4,431,979	79,721	0
(3,751,431)	18,299,369	18,265,909	33,460	0
115,700	2,341,900	2,300,369	41,531	0
52,019,049	52,019,049	52,019,049	0	0
<b>\$ (158,031,087)</b>	<b>\$ 1,269,265,749</b>	<b>\$ 1,238,506,646</b>	<b>\$ 29,800,567</b>	<b>\$ 958,535</b>

\$ (1,267,370)	\$ 13,608,930	\$ 13,232,195	\$ 376,735	\$ 0
0	394,900	394,900	0	0
(630,223)	8,762,277	8,707,383	54,894	0
0	62,243	0	0	62,243
(807,498)	3,014,202	2,991,682	22,520	0
0	105,200	105,200	0	0
(771,400)	2,815,600	2,815,600	0	0
(4,951,989)	27,688,800	22,736,811	4,951,989	0
(7,446)	25,554	25,554	0	0
0	615,300	615,300	0	0
(332,800)	1,015,800	791,137	224,663	0
(1,487,238)	3,493,362	3,338,340	155,022	0
(364,900)	783,600	783,600	0	0
(524,955)	75,045	41,285	33,760	0
(301,840)	3,786,060	3,717,343	68,717	0
(921,125)	4,902,075	4,842,651	59,424	0
(442,100)	968,400	821,241	147,159	0
(6,912,829)	1,497,571	1,497,571	0	0
(50,500)	0	0	0	0
(26,300)	0	0	0	0
0	1,125,000	1,114,736	10,264	0
(1,875,000)	1,125,000	1,125,000	0	0
(144,438)	373,062	373,062	0	0
(252,090)	157,210	157,209	1	0
(336,473)	63,527	62,964	563	0
(270,000)	198,000	138,707	59,293	0
(2,416,614)	6,564,686	6,552,989	11,697	0
(52,000)	208,000	146,902	61,098	0
(200,000)	0	0	0	0
(61,430)	38,570	36,570	2,000	0
(115,075)	345,225	345,225	0	0
(16,975)	50,925	50,043	882	0
(30,000)	120,000	120,000	0	0
(150,500)	524,500	506,250	18,250	0
(249,500)	1,025,500	956,250	69,250	0
(25,000)	35,000	0	35,000	0
0	16,715	550	0	16,165
(441,779)	4,087,021	4,085,839	1,182	0
0	2,130,200	2,130,200	0	0

\*See accompanying notes to financial statements.

**STATE OF ARIZONA  
GENERAL FUND  
STATEMENT OF EXPENDITURES - APPROPRIATION TO ACTUAL  
BUDGETARY (LEGAL) BASIS  
FOR THE YEAR ENDED JUNE 30, 2009**

	<b>JULY 1, 2008 CONTINUING APPROPRIATION AUTHORITY</b>	<b>GENERAL APPROPRIATIONS</b>
Children's Behavioral Health Services	0	9,351,800
Children's Bh State Match For Title XIX	0	122,432,700
Prop 204 Children's BHS Title XIX Match	0	1,546,500
Dual Eligible Part D Copay Subsidy	0	802,600
Seriously Emotionally Handicapped Child	0	500,000
Seriously Mentally Ill Non-Title XIX	0	30,191,900
Prop 204 SMI Title XIX Match	0	71,300,600
Seriously Mentally Ill State Match For Title XIX	0	68,585,400
Substance Abuse - Non Title XIX	0	12,135,400
Prop 204 GMH/SA Title XIX Match	0	36,964,900
Medicare Clawback Payments	0	10,718,100
Medicaid Special Exemption Payments BHS	0	6,969,100
Mental Health - Non-Title XIX	0	2,447,300
Mental Health and Substance Abuse State Match Title XIX	0	36,133,300
Court Monitoring	0	197,500
Arnold V. Sarn	0	27,500,000
Contract Compliance	0	1,856,100
<i>ARIZONA STATE HOSPITAL</i>		
Operating Lump Sum Appropriation	0	50,932,100
Sexually Violent Persons	0	10,628,100
Electronic Medical Records	0	300,000
Community Placement Treatment	0	5,574,100
Administrative Adjustments	0	0
<b>Total Agency</b>	<b>\$ 78,958</b>	<b>\$ 625,228,989</b>
<b>ARIZONA COMMISSION OF INDIAN AFFAIRS</b>		
Operating Lump Sum Appropriation	\$ 0	\$ 223,300
Administrative Adjustments	0	0
<b>Total Agency</b>	<b>\$ 0</b>	<b>\$ 223,300</b>
<b>ARIZONA PIONEERS' HOME</b>		
PS/Employee Related Expenses (PS)	\$ 0	\$ 334,000
PS/Employee Related Expenses (ERE)	0	74,000
All Other Operating Expenditures	0	828,000
<b>Total Agency</b>	<b>\$ 0</b>	<b>\$ 1,236,000</b>
<b>ARIZONA RANGERS' PENSION</b>		
Operating Lump Sum Appropriation	\$ 0	\$ 13,700
<b>Total Agency</b>	<b>\$ 0</b>	<b>\$ 13,700</b>
<b>DEPARTMENT OF VETERANS' SERVICES</b>		
Operating Lump Sum Appropriation	\$ 0	\$ 2,007,300
Veterans' Organizations Contracts	0	29,200
Veterans Benefits Counselors	0	3,047,000
Arizona State Veterans' Home	0	2,855,000
Military Family Relief Fund	15,291	0
Telemedicine Project	0	10,000
Southern Arizona Cemetery	0	272,100
<b>Total Agency</b>	<b>\$ 15,291</b>	<b>\$ 8,220,600</b>
<b>TOTAL HEALTH AND WELFARE</b>	<b>\$ 1,568,662</b>	<b>\$ 2,892,308,389</b>

\*See accompanying notes to financial statements.

SUPPLEMENTAL APPROPRIATIONS, MID-YEAR REVERSIONS AND ADJUSTMENTS	NET APPROPRIATIONS	EXPENDITURES	LAPSED APPROPRIATION AUTHORITY	JUNE 30, 2009 CONTINUING* APPROPRIATION AUTHORITY
(1,031,108)	8,320,692	8,313,775	6,917	0
(16,417,463)	106,015,237	106,015,237	0	0
(532,948)	1,013,552	1,013,552	0	0
(335,808)	466,792	466,792	0	0
(500,000)	0	0	0	0
(4,667,002)	25,524,898	25,501,875	23,023	0
(4,995,377)	66,305,223	66,305,223	0	0
(9,281,424)	59,303,976	59,303,976	0	0
(2,500,000)	9,635,400	9,635,026	374	0
(1,837,845)	35,127,055	35,127,055	0	0
0	10,718,100	10,718,100	0	0
385,000	7,354,100	7,354,100	0	0
(500,000)	1,947,300	1,947,237	63	0
(4,707,142)	31,426,158	31,426,158	0	0
0	197,500	197,500	0	0
(1,350,000)	26,150,000	25,700,186	449,814	0
(673,400)	1,182,700	1,182,700	0	0
(954,537)	49,977,563	49,689,278	288,285	0
(449,250)	10,178,850	9,798,083	380,767	0
(131,767)	168,233	163,506	4,727	0
(2,310,930)	3,263,170	3,263,170	0	0
3,618,340	3,618,340	3,618,340	0	0
<b>\$ (75,610,049)</b>	<b>\$ 549,697,899</b>	<b>\$ 542,101,158</b>	<b>\$ 7,518,333</b>	<b>\$ 78,408</b>
\$ (12,300)	\$ 211,000	\$ 208,063	\$ 2,937	\$ 0
21,999	21,999	21,999	0	0
<b>\$ 9,699</b>	<b>\$ 232,999</b>	<b>\$ 230,062</b>	<b>\$ 2,937</b>	<b>\$ 0</b>
\$ (334,000)	\$ 0	\$ 0	\$ 0	\$ 0
(74,000)	0	0	0	0
(828,000)	0	0	0	0
<b>\$ (1,236,000)</b>	<b>\$ 0</b>	<b>\$ 0</b>	<b>\$ 0</b>	<b>\$ 0</b>
\$ 0	\$ 13,700	\$ 13,700	\$ 0	\$ 0
<b>\$ 0</b>	<b>\$ 13,700</b>	<b>\$ 13,700</b>	<b>\$ 0</b>	<b>\$ 0</b>
\$ 89,700	\$ 2,097,000	\$ 2,096,459	\$ 541	\$ 0
0	29,200	12,600	16,600	0
(99,600)	2,947,400	2,941,042	6,358	0
(246,200)	2,608,800	2,314,361	294,439	0
0	15,291	0	0	15,291
0	10,000	0	10,000	0
7,000	279,100	279,100	0	0
<b>\$ (249,100)</b>	<b>\$ 7,986,791</b>	<b>\$ 7,643,561</b>	<b>\$ 327,939</b>	<b>\$ 15,291</b>
<b>\$ (379,725,371)</b>	<b>\$ 2,514,151,680</b>	<b>\$ 2,442,547,345</b>	<b>\$ 70,348,101</b>	<b>\$ 1,256,235</b>

\*See accompanying notes to financial statements.

STATE OF ARIZONA  
GENERAL FUND  
STATEMENT OF EXPENDITURES - APPROPRIATION TO ACTUAL  
BUDGETARY (LEGAL) BASIS  
FOR THE YEAR ENDED JUNE 30, 2009

	JULY 1, 2008 CONTINUING APPROPRIATION AUTHORITY	GENERAL APPROPRIATIONS
<b>INSPECTION AND REGULATION</b>		
<b>RADIATION REGULATORY AGENCY</b>		
Operating Lump Sum Appropriation	\$ 0	\$ 1,628,200
General Fund Transfer to NEMF SB 1037	0	0
Administrative Adjustments	0	0
<b>Total Agency</b>	<b>\$ 0</b>	<b>\$ 1,628,200</b>
<b>ARIZONA DEPARTMENT OF AGRICULTURE</b>		
Operating Lump Sum Appropriation	\$ 0	\$ 12,006,000
Animal Damage Control	0	65,000
Red Imported Fire Ant	0	23,200
Agricultural Employment Relations Board	0	23,300
Administrative Adjustments	0	0
<b>Total Agency</b>	<b>\$ 0</b>	<b>\$ 12,117,500</b>
<b>STATE DEPARTMENT OF FINANCIAL INSTITUTIONS</b>		
Operating Lump Sum Appropriation	\$ 0	\$ 3,806,800
Administrative Adjustments	0	0
<b>Total Agency</b>	<b>\$ 0</b>	<b>\$ 3,806,800</b>
<b>ARIZONA STATE BOARD OF NURSING</b>		
CNA Fingerprinting	\$ 0	\$ 166,000
<b>Total Agency</b>	<b>\$ 0</b>	<b>\$ 166,000</b>
<b>COSMETOLOGY BOARD</b>		
Operating Lump Sum Appropriation	\$ 0	\$ 300,000
<b>Total Agency</b>	<b>\$ 0</b>	<b>\$ 300,000</b>
<b>CORPORATION COMMISSION</b>		
Operating Lump Sum Appropriation	\$ 0	\$ 5,542,500
Railroad Warning Systems	47,510	0
Administrative Adjustments	0	0
<b>Total Agency</b>	<b>\$ 47,510</b>	<b>\$ 5,542,500</b>
<b>OCCUPATIONAL SAFETY AND HEALTH REVIEW BOARD</b>		
Operating Lump Sum Appropriation FY98 - 99	\$ 2,796	\$ 0
Operating Lump Sum Appropriation FY04 - 05	4,800	0
Lump Sum Appropriation FY03 - 04	4,800	0
Lump Sum Appropriation FY02 - 03	4,800	0
Lump Sum Appropriation FY00 - 01	1,000	0
Lump Sum Appropriation FY99 - 00	1,000	0
<b>Total Agency</b>	<b>\$ 19,196</b>	<b>\$ 0</b>
<b>DEPARTMENT OF INSURANCE</b>		
Operating Lump Sum Appropriation	\$ 0	\$ 6,764,100
Managed Care and Dental Plan Oversight	0	601,700
<b>Total Agency</b>	<b>\$ 0</b>	<b>\$ 7,365,800</b>

\*See accompanying notes to financial statements.

SUPPLEMENTAL APPROPRIATIONS, MID-YEAR REVERSIONS AND ADJUSTMENTS	NET APPROPRIATIONS	EXPENDITURES	LAPSED APPROPRIATION AUTHORITY	JUNE 30, 2009 CONTINUING* APPROPRIATION AUTHORITY
\$ (637,000)	\$ 991,200	\$ 990,671	\$ 529	\$ 0
612,548	612,548	612,500	48	0
1,233	1,233	1,233	0	0
<b>\$ (23,219)</b>	<b>\$ 1,604,981</b>	<b>\$ 1,604,404</b>	<b>\$ 577</b>	<b>\$ 0</b>
\$ (1,949,700)	\$ 10,056,300	\$ 10,049,835	\$ 6,465	\$ 0
0	65,000	65,000	0	0
0	23,200	23,200	0	0
0	23,300	23,300	0	0
23,325	23,325	23,325	0	0
<b>\$ (1,926,375)</b>	<b>\$ 10,191,125</b>	<b>\$ 10,184,660</b>	<b>\$ 6,465</b>	<b>\$ 0</b>
\$ (501,900)	\$ 3,304,900	\$ 3,304,393	\$ 507	\$ 0
209	209	209	0	0
<b>\$ (501,691)</b>	<b>\$ 3,305,109</b>	<b>\$ 3,304,602</b>	<b>\$ 507</b>	<b>\$ 0</b>
\$ (68,400)	\$ 97,600	\$ 97,589	\$ 11	\$ 0
<b>\$ (68,400)</b>	<b>\$ 97,600</b>	<b>\$ 97,589</b>	<b>\$ 11</b>	<b>\$ 0</b>
\$ 0	\$ 300,000	\$ 293,392	\$ 6,608	\$ 0
<b>\$ 0</b>	<b>\$ 300,000</b>	<b>\$ 293,392</b>	<b>\$ 6,608</b>	<b>\$ 0</b>
\$ (1,326,400)	\$ 4,216,100	\$ 4,213,034	\$ 3,066	\$ 0
0	47,510	0	0	47,510
714	714	714	0	0
<b>\$ (1,325,686)</b>	<b>\$ 4,264,324</b>	<b>\$ 4,213,748</b>	<b>\$ 3,066</b>	<b>\$ 47,510</b>
\$ 0	\$ 2,796	\$ 0	\$ 2,796	\$ 0
0	4,800	0	4,800	0
0	4,800	0	4,800	0
0	4,800	0	4,800	0
0	1,000	0	1,000	0
0	1,000	0	1,000	0
<b>\$ 0</b>	<b>\$ 19,196</b>	<b>\$ 0</b>	<b>\$ 19,196</b>	<b>\$ 0</b>
\$ (810,751)	\$ 5,953,349	\$ 5,940,013	\$ 13,336	\$ 0
(138,249)	463,451	463,451	0	0
<b>\$ (949,000)</b>	<b>\$ 6,416,800</b>	<b>\$ 6,403,464</b>	<b>\$ 13,336</b>	<b>\$ 0</b>

\*See accompanying notes to financial statements.

**STATE OF ARIZONA  
GENERAL FUND  
STATEMENT OF EXPENDITURES - APPROPRIATION TO ACTUAL  
BUDGETARY (LEGAL) BASIS  
FOR THE YEAR ENDED JUNE 30, 2009**

	<b>JULY 1, 2008 CONTINUING APPROPRIATION AUTHORITY</b>	<b>GENERAL APPROPRIATIONS</b>
<b>DEPARTMENT OF LIQUOR LICENSES AND CONTROL</b>		
Operating Lump Sum Appropriation	\$ 0	\$ 3,534,100
Improvement Of Data Processing System	975,171	0
<b>Total Agency</b>	<b>\$ 975,171</b>	<b>\$ 3,534,100</b>
<b>STATE MINE INSPECTOR</b>		
Operating Lump Sum Appropriation	\$ 0	\$ 1,382,800
Abandoned Mine Safety Deposit From GF	0	182,000
Administrative Adjustments	0	0
<b>Total Agency</b>	<b>\$ 0</b>	<b>\$ 1,564,800</b>
<b>DEPARTMENT OF FIRE, BUILDING AND LIFE SAFETY</b>		
Operating Lump Sum Appropriation	\$ 0	\$ 3,764,000
<b>Total Agency</b>	<b>\$ 0</b>	<b>\$ 3,764,000</b>
<b>ARIZONA DEPARTMENT OF RACING</b>		
Operating Lump Sum Appropriation	\$ 0	\$ 2,747,900
Administrative Adjustments	0	0
<b>Total Agency</b>	<b>\$ 0</b>	<b>\$ 2,747,900</b>
<b>REAL ESTATE DEPARTMENT</b>		
Operating Lump Sum Appropriation	\$ 0	\$ 4,438,500
Administrative Adjustments	0	0
<b>Total Agency</b>	<b>\$ 0</b>	<b>\$ 4,438,500</b>
<b>DEPARTMENT OF WEIGHTS and MEASURES</b>		
Operating Lump Sum Appropriation	\$ 0	\$ 1,640,200
Administrative Adjustments	0	0
<b>Total Agency</b>	<b>\$ 0</b>	<b>\$ 1,640,200</b>
<b>TOTAL INSPECTION AND REGULATION</b>	<b>\$ 1,041,876</b>	<b>\$ 48,616,300</b>
<b>EDUCATION</b>		
<b>ARIZONA STATE UNIVERSITY</b>		
Operating Lump Sum Appropriation - Main	\$ 0	\$ 363,698,700
Biomedical Informatics	0	3,051,800
Research Infrastructure Lapp-Polytechnic	0	0
Research Infrastructure Lease-Purch Pymt	0	0
Operating Lump Sum Appropriation-East	0	31,092,300
Operating Lump Sum Appropriation-West	0	56,796,300
Downtown Phoenix Campus	0	35,153,600
<b>Total Agency</b>	<b>\$ 0</b>	<b>\$ 489,792,700</b>
<b>BOARD OF REGENTS</b>		
Western Interstate Commission Office	\$ 0	\$ 116,000
Wiche Student Subsidies	0	4,115,000
Operating Lump Sum Appropriation	0	2,404,100
Student Financial Assistance	0	10,041,200
Math and Science Teacher Initiative	0	2,250,000

\*See accompanying notes to financial statements.

SUPPLEMENTAL APPROPRIATIONS, MID-YEAR REVERSIONS AND ADJUSTMENTS	NET APPROPRIATIONS	EXPENDITURES	LAPSED APPROPRIATION AUTHORITY	JUNE 30, 2009 CONTINUING* APPROPRIATION AUTHORITY
\$ (502,300)	\$ 3,031,800	\$ 3,029,786	\$ 2,014	\$ 0
0	975,171	824,405	0	150,766
<b>\$ (502,300)</b>	<b>\$ 4,006,971</b>	<b>\$ 3,854,191</b>	<b>\$ 2,014</b>	<b>\$ 150,766</b>
\$ (97,300)	\$ 1,285,500	\$ 1,161,281	\$ 124,219	\$ 0
0	182,000	173,056	8,944	0
7,173	7,173	7,173	0	0
<b>\$ (90,127)</b>	<b>\$ 1,474,673</b>	<b>\$ 1,341,510</b>	<b>\$ 133,163</b>	<b>\$ 0</b>
\$ (635,700)	\$ 3,128,300	\$ 3,112,783	\$ 15,517	\$ 0
<b>\$ (635,700)</b>	<b>\$ 3,128,300</b>	<b>\$ 3,112,783</b>	<b>\$ 15,517</b>	<b>\$ 0</b>
\$ (467,700)	\$ 2,280,200	\$ 2,278,863	\$ 1,337	\$ 0
132	132	132	0	0
<b>\$ (467,568)</b>	<b>\$ 2,280,332</b>	<b>\$ 2,278,995</b>	<b>\$ 1,337</b>	<b>\$ 0</b>
\$ (751,800)	\$ 3,686,700	\$ 3,685,317	\$ 1,383	\$ 0
6,924	6,924	6,924	0	0
<b>\$ (744,876)</b>	<b>\$ 3,693,624</b>	<b>\$ 3,692,241</b>	<b>\$ 1,383</b>	<b>\$ 0</b>
\$ (252,300)	\$ 1,387,900	\$ 1,379,270	\$ 8,630	\$ 0
1,231	1,231	1,231	0	0
<b>\$ (251,069)</b>	<b>\$ 1,389,131</b>	<b>\$ 1,380,501</b>	<b>\$ 8,630</b>	<b>\$ 0</b>
<b>\$ (7,486,012)</b>	<b>\$ 42,172,165</b>	<b>\$ 41,762,079</b>	<b>\$ 211,809</b>	<b>\$ 198,276</b>
\$ (96,952,064)	\$ 266,746,636	\$ 266,746,636	\$ 0	\$ 0
(476,079)	2,575,721	2,575,721	0	0
773,948	773,948	773,948	0	0
11,440,429	11,440,429	11,440,429	0	0
(8,270,607)	22,821,693	22,821,693	0	0
(15,563,116)	41,233,184	41,233,184	0	0
(9,119,891)	26,033,709	26,033,709	0	0
<b>\$ (118,167,380)</b>	<b>\$ 371,625,320</b>	<b>\$ 371,625,320</b>	<b>\$ 0</b>	<b>\$ 0</b>
\$ 4,000	\$ 120,000	\$ 120,000	\$ 0	\$ 0
(132,400)	3,982,600	3,894,406	88,194	0
(60,000)	2,344,100	(1,694,796)	4,038,896	0
0	10,041,200	10,041,200	0	0
(1,885,600)	364,400	364,400	0	0

\*See accompanying notes to financial statements.



**STATE OF ARIZONA  
GENERAL FUND  
STATEMENT OF EXPENDITURES - APPROPRIATION TO ACTUAL  
BUDGETARY (LEGAL) BASIS  
FOR THE YEAR ENDED JUNE 30, 2009**

	<b>JULY 1, 2008 CONTINUING APPROPRIATION AUTHORITY</b>	<b>GENERAL APPROPRIATIONS</b>
Az Transfer Articulation Support System	0	213,700
Arizona Teachers Incentive Program	0	90,000
Administrative Adjustments	0	0
<b>Total Agency</b>	<b>\$ 0</b>	<b>\$ 19,230,000</b>
<b>STATE BOARD FOR CHARTER SCHOOLS</b>		
Operating Lump Sum Appropriation	\$ 0	\$ 1,051,000
Administrative Adjustments	0	0
<b>Total Agency</b>	<b>\$ 0</b>	<b>\$ 1,051,000</b>
<b>DEPARTMENT OF EDUCATION</b>		
<i>ADMINISTRATION</i>		
Operating Lump Sum - Administration	\$ 0	\$ 6,705,300
Achievement Testing - Prop 301	0	2,340,300
Achievement Testing - Prop 301 FY07-08	1,764,166	0
Achievement Testing	0	7,905,900
Teacher Certification	0	1,994,000
<i>ASSISTANCE TO SCHOOLS</i>		
<i>FORMULA PROGRAMS</i>		
Basic State Aid Entitlement	0	3,296,549,500
Basic State Aid Deferred Payment FY08	0	0
Basic State Aid Reduced Apportion Costs	0	0
Aims Intervention;Dropout Prevention	0	5,550,000
Operating Lump Sum - Formula Programs	0	2,198,700
Additional State Aid To Schools	0	404,880,500
Other State Aid To Districts '07	0	983,900
Special Education Fund	0	35,237,700
<i>NON-FORMULA PROGRAMS</i>		
Non-Formula Programs-Operating '09	0	217,700
Non-Formula Programs-Operating '09	0	1,548,400
School Accountability-School Safety Proposition 301	0	0
School Accountability-School Safety Proposition 301 FY07 - 08	2,376	0
School Accountability Fund - Proposition 301	0	4,659,700
School Accountability Fund - Proposition 301 FY07 - 08	3,600,713	0
School Accountability - Proposition 301	476,798	0
School Accountability Fund - Proposition 301	211	0
Character Education - Proposition 301 FY08 - 09	0	0
Character Education - Proposition 301 FY07 - 08	200,000	0
Character Education FY06 - 07	200,000	0
Character Education FY05 - 06	40,136	0
Additional School Days - Proposition 301 FY08 - 09	0	0
Additional School Days - Proposition 301 FY07 - 08	14,380,083	0
School Accountability	0	39,400
Cash Transfer To General Fund	0	0
Cash Transfer To General Fund	0	23,200
<i>STATE BOARD OF EDUCATION</i>		
Operating Lump Sum Appropriation	0	692,500
Operating Lump Sum Appropriation	0	383,600
Math and Science Initiatives	0	2,500,000
Math and Science Initiatives FY07 - 08	0	0
Employee Discipline and Risk Management Techniques	2	0
Reading First Initiative	0	0
English Learner Classroom Bonus Fund FY03-04	0	0

\*See accompanying notes to financial statements.

SUPPLEMENTAL APPROPRIATIONS, MID-YEAR REVERSIONS AND ADJUSTMENTS	NET APPROPRIATIONS	EXPENDITURES	LAPSED APPROPRIATION AUTHORITY	JUNE 30, 2009 CONTINUING* APPROPRIATION AUTHORITY
0	213,700	213,700	0	0
0	90,000	90,000	0	0
2,207,082	2,207,082	2,207,082	0	0
<b>\$ 133,082</b>	<b>\$ 19,363,082</b>	<b>\$ 15,235,992</b>	<b>\$ 4,127,090</b>	<b>\$ 0</b>
\$ (327,800)	\$ 723,200	\$ 699,941	\$ 23,259	\$ 0
298,408	298,408	298,408	0	0
<b>\$ (29,392)</b>	<b>\$ 1,021,608</b>	<b>\$ 998,349</b>	<b>\$ 23,259</b>	<b>\$ 0</b>
\$ (570,045)	\$ 6,135,255	\$ 6,135,255	\$ 0	\$ 0
0	2,340,300	130,298	0	2,210,002
0	1,764,166	1,764,166	0	0
(22,329)	7,883,571	7,883,571	0	0
(22,600)	1,971,400	1,869,500	101,900	0
(349,029,316)	2,947,520,184	2,945,863,923	1,656,261	0
272,000,000	272,000,000	272,000,000	0	0
627,700	627,700	0	627,700	0
0	5,550,000	5,499,188	50,812	0
4,794,880	6,993,580	5,318,614	1,674,966	0
(84,814,984)	320,065,516	295,940,789	24,124,727	0
0	983,900	772,529	211,371	0
5,000,000	40,237,700	40,237,700	0	0
0	217,700	217,700	0	0
(689,773)	858,627	858,627	0	0
7,800,000	7,800,000	7,004,046	0	795,954
0	2,376	2,376	0	0
0	4,659,700	1,113,042	0	3,546,658
0	3,600,713	3,271,428	0	329,285
0	476,798	393,819	0	82,979
0	211	211	0	0
200,000	200,000	13,394	0	186,606
0	200,000	200,000	0	0
0	200,000	200,000	0	0
0	40,136	40,136	0	0
86,280,500	86,280,500	71,600,417	0	14,680,083
0	14,380,083	14,380,083	0	0
0	39,400	39,400	0	0
78,700	78,700	78,700	0	0
0	23,200	23,200	0	0
(274,219)	418,281	418,281	0	0
100	383,700	383,700	0	0
(1,866,487)	633,513	630,708	0	2,806
1,869,293	1,869,293	1,869,293	0	0
0	2	0	2	0
0	0	(90,460)	0	90,460
(135,737)	(135,737)	(135,737)	0	0

\*See accompanying notes to financial statements.

**STATE OF ARIZONA  
GENERAL FUND  
STATEMENT OF EXPENDITURES - APPROPRIATION TO ACTUAL  
BUDGETARY (LEGAL) BASIS  
FOR THE YEAR ENDED JUNE 30, 2009**

	<b>JULY 1, 2008 CONTINUING APPROPRIATION AUTHORITY</b>	<b>GENERAL APPROPRIATIONS</b>
English Learner Classroom Bonus Fund FY02-03	1,017	0
English Learner Instruction FY04 - 05	0	0
English Learner Material	0	0
English Learner Teacher FY04 - 05	3,443,972	0
English Learner Teacher FY03 - 04	0	0
English Learner Teacher FY02 - 03	0	0
English Language Acquisition FY08 - 09	0	5,025,500
English Language Acquisition FY06 - 07	3,264,162	0
Small Pass-Through Programs	0	681,600
Compensatory Instruction Fund Deposit	0	10,000,000
Statewide Compensatory Instruction Fund	0	0
English Language Instruction FY08 - 09	0	0
Adult Education Assistance	0	4,477,900
Chemical Abuse	0	826,300
Extended School Year	0	500,000
Family Literacy	0	1,011,300
Gifted Support	0	3,385,300
School Safety Program	0	6,728,300
School Safety Program FY07 - 08	624,721	0
School Safety Program FY06 - 07	7,828	0
Optional Performance Incentive Programs	0	120,000
Parental Choice For Reading Success	0	1,000,000
English Learner Classroom Bonus Fund FY04-05	0	0
State Block Grant For Early Childhd Edu	0	19,457,100
State Block Grt For Vocational Education	0	11,467,200
Vocational Education Extended Year	0	600,000
Administrative Adjustments	0	0
<b>Total Agency</b>	<b>\$ 28,006,185</b>	<b>\$ 3,839,690,800</b>
 <b>ARIZONA HISTORICAL SOCIETY</b>		
Operating Lump Sum Appropriation	\$ 0	\$ 2,339,900
Papago Park Museum	0	1,978,900
Field Services and Grants	0	80,000
<b>Total Agency</b>	<b>\$ 0</b>	<b>\$ 4,398,800</b>
 <b>ARIZONA COMMISSION ON the ARTS</b>		
Operating Lump Sum Appropriation	\$ 0	\$ 625,000
Community Service Projects	0	1,463,100
<b>Total Agency</b>	<b>\$ 0</b>	<b>\$ 2,088,100</b>
 <b>BOARD OF MEDICAL STUDENT LOANS</b>		
Medical Student Financial Assistance	\$ 0	\$ 1,500,000
<b>Total Agency</b>	<b>\$ 0</b>	<b>\$ 1,500,000</b>
 <b>NORTHERN ARIZONA UNIVERSITY</b>		
Operating Lump Sum Appropriation	\$ 0	\$ 158,979,100
Teacher Training	0	2,000,000
Research Infrastructure Lease-Purch Pymt	0	0
NAU - Yuma	0	2,489,500
<b>Total Agency</b>	<b>\$ 0</b>	<b>\$ 163,468,600</b>

\*See accompanying notes to financial statements.

SUPPLEMENTAL APPROPRIATIONS, MID-YEAR REVERSIONS AND ADJUSTMENTS	NET APPROPRIATIONS	EXPENDITURES	LAPSED APPROPRIATION AUTHORITY	JUNE 30, 2009 CONTINUING* APPROPRIATION AUTHORITY
(9,017)	(8,000)	(8,000)	0	0
(11,834)	(11,834)	(12,659)	825	0
(24,159)	(24,159)	(25,963)	0	1,805
(1,282,310)	2,161,663	1,699,863	0	461,800
(215,907)	(215,907)	(215,907)	0	0
(31,694)	(31,694)	(57,025)	0	25,332
(293,584)	4,731,916	4,731,916	0	0
(1,465,551)	1,798,611	1,005,035	0	793,576
(125,200)	556,400	556,400	0	0
0	10,000,000	5,350,514	4,649,486	0
(980,465)	(980,465)	(980,465)	0	0
41,300,133	41,300,133	41,300,133	0	0
(236,802)	4,241,098	4,241,098	0	0
(62,043)	764,257	642,637	121,620	0
0	500,000	500,000	0	0
(40,262)	971,038	971,038	0	0
(275,492)	3,109,808	3,055,887	53,921	0
(442,761)	6,285,539	6,176,354	0	109,185
0	624,721	624,721	0	0
0	7,828	7,828	0	0
(120,000)	0	0	0	0
(1,000,000)	0	0	0	0
(248,719)	(248,719)	(248,719)	0	0
(1,119,570)	18,337,530	18,337,530	0	0
(69,901)	11,397,299	11,397,299	0	0
(409,121)	190,879	190,879	0	0
48,474,168	48,474,168	48,474,168	0	0
<b>\$ 22,535,593</b>	<b>\$ 3,890,232,579</b>	<b>\$ 3,833,642,457</b>	<b>\$ 33,273,591</b>	<b>\$ 23,316,531</b>
\$ (266,000)	\$ 2,073,900	\$ 2,073,900	\$ 0	\$ 0
(100,000)	1,878,900	1,878,900	0	0
(15,000)	65,000	65,000	0	0
<b>\$ (381,000)</b>	<b>\$ 4,017,800</b>	<b>\$ 4,017,800</b>	<b>\$ 0</b>	<b>\$ 0</b>
\$ 21,800	\$ 646,800	\$ 646,378	\$ 422	\$ 0
(602,300)	860,800	860,797	3	0
<b>\$ (580,500)</b>	<b>\$ 1,507,600</b>	<b>\$ 1,507,175</b>	<b>\$ 425</b>	<b>\$ 0</b>
\$ (379,000)	\$ 1,121,000	\$ 1,001,000	\$ 120,000	\$ 0
<b>\$ (379,000)</b>	<b>\$ 1,121,000</b>	<b>\$ 1,001,000</b>	<b>\$ 120,000</b>	<b>\$ 0</b>
\$ (42,604,908)	\$ 116,374,192	\$ 116,374,192	\$ 0	\$ 0
(333,600)	1,666,400	1,666,400	0	0
4,916,666	4,916,666	4,916,666	0	0
(414,918)	2,074,582	2,074,582	0	0
<b>\$ (38,436,760)</b>	<b>\$ 125,031,840</b>	<b>\$ 125,031,840</b>	<b>\$ 0</b>	<b>\$ 0</b>

\*See accompanying notes to financial statements.

STATE OF ARIZONA  
GENERAL FUND  
STATEMENT OF EXPENDITURES - APPROPRIATION TO ACTUAL  
BUDGETARY (LEGAL) BASIS  
FOR THE YEAR ENDED JUNE 30, 2009

	JULY 1, 2008 CONTINUING APPROPRIATION AUTHORITY	GENERAL APPROPRIATIONS
<b>COMMISSION FOR POSTSECONDARY EDUCATION</b>		
Leveraging Educational Assistance Prtshp	\$ 0	\$ 1,220,800
Case Managers	0	100,000
Postsecondary Education Grant Program	0	5,300,000
Priv Postsecondary Ed Stu Fin Asst Prog	0	800,000
<b>Total Agency</b>	<b>\$ 0</b>	<b>\$ 7,420,800</b>
<b>PRESCOTT HISTORICAL SOCIETY OF ARIZONA</b>		
Operating Lump Sum Appropriation	\$ 0	\$ 734,000
<b>Total Agency</b>	<b>\$ 0</b>	<b>\$ 734,000</b>
<b>ARIZONA STATE SCHOOLS FOR THE DEAF AND THE BLIND</b>		
Operating Lump Sum - Tucson	\$ 0	\$ 10,338,200
School Bus Replacement-Tucson	0	276,700
Operating Lump Sum - Phoenix	0	5,160,200
School Bus Replacement-Phoenix	0	461,300
Operating Lump Sum-Regional Cooperatives	0	1,420,100
Operating Lump Sum - Preschool/Outreach	0	3,024,800
Administrative Adjustments	0	0
<b>Total Agency</b>	<b>\$ 0</b>	<b>\$ 20,681,300</b>
<b>SCHOOL FACILITIES BOARD</b>		
Operating Lump Sum Appropriation	\$ 0	\$ 1,944,400
New School Facilities	0	0
Building Renewal Grant	0	20,000,000
Full Day Kindergarten Capital Grants	484,205	0
New School Facilities Debt Service	0	79,268,400
<b>Total Agency</b>	<b>\$ 484,205</b>	<b>\$ 101,212,800</b>
<b>UNIVERSITY OF ARIZONA</b>		
Liver Research Institute	\$ 0	\$ 544,800
Operating Lump Sum-Main Campus	0	292,796,800
Research Infrastructure Facilities	0	0
Agriculture	0	34,521,600
Arizona Cooperative Extension	0	12,811,900
Sierra Vista Campus	0	3,873,700
Operating Lump Sum-Health Sciences Ctr	0	55,176,900
Clinical Teaching Support	0	9,969,700
Telemedicine Network	0	2,237,900
Clinical Rural Rotation	0	515,200
Phoenix Medical Campus	0	12,401,300
<b>Total Agency</b>	<b>\$ 0</b>	<b>\$ 424,849,800</b>
<b>TOTAL EDUCATION</b>	<b>\$ 28,490,390</b>	<b>\$ 5,076,118,700</b>
<b>PROTECTION AND SAFETY</b>		
<b>STATE DEPARTMENT OF CORRECTIONS</b>		
All Other PS and ERE (PS)	\$ 0	\$ 71,491,254
All Other PS and ERE (ERE)	0	30,026,326
Correctional Officer PS and ERE (PS)	0	289,665,963
Correctional Officer PS and ERE (ERE)	0	118,521,149
Health Care PS and ERE (ERE)	0	11,983,808

\*See accompanying notes to financial statements.

SUPPLEMENTAL APPROPRIATIONS, MID-YEAR REVERSIONS AND ADJUSTMENTS	NET APPROPRIATIONS	EXPENDITURES	LAPSED APPROPRIATION AUTHORITY	JUNE 30, 2009 CONTINUING* APPROPRIATION AUTHORITY
\$ 0	\$ 1,220,800	\$ 1,220,800	\$ 0	\$ 0
(100,000)	0	0	0	0
(2,550,000)	2,750,000	2,749,998	2	0
(401,100)	398,900	331,600	67,300	0
<b>\$ (3,051,100)</b>	<b>\$ 4,369,700</b>	<b>\$ 4,302,399</b>	<b>\$ 67,301</b>	<b>\$ 0</b>
\$ (70,900)	\$ 663,100	\$ 625,494	\$ 37,606	\$ 0
<b>\$ (70,900)</b>	<b>\$ 663,100</b>	<b>\$ 625,494</b>	<b>\$ 37,606</b>	<b>\$ 0</b>
\$ 44,800	\$ 10,383,000	\$ 9,727,272	\$ 655,728	\$ 0
(276,700)	0	0	0	0
(1,489,000)	3,671,200	3,231,001	440,199	0
(461,300)	0	0	0	0
3,789,465	5,209,565	5,110,155	99,411	0
(1,014,865)	2,009,935	1,747,362	262,573	0
1,535,873	1,535,873	1,535,873	0	0
<b>\$ 2,128,273</b>	<b>\$ 22,809,573</b>	<b>\$ 21,351,663</b>	<b>\$ 1,457,910</b>	<b>\$ 0</b>
\$ (330,300)	\$ 1,614,100	\$ 1,611,823	\$ 2,277	\$ 0
117,000,000	117,000,000	0	117,000,000	0
0	20,000,000	20,000,000	0	0
0	484,205	484,205	0	0
(117,000)	79,151,400	79,151,400	0	0
<b>\$ 116,552,700</b>	<b>\$ 218,249,705</b>	<b>\$ 101,247,427</b>	<b>\$ 117,002,277</b>	<b>\$ 0</b>
\$ (120,317)	\$ 424,483	\$ 424,483	\$ 0	\$ 0
(86,628,774)	206,168,026	206,168,026	0	0
14,253,000	14,253,000	14,253,000	0	0
(7,621,450)	26,900,150	26,900,150	0	0
(2,750,884)	10,061,016	10,061,016	0	0
(933,067)	2,940,633	2,940,633	0	0
(11,560,667)	43,616,233	43,616,233	0	0
(2,295,050)	7,674,650	7,674,650	0	0
(508,617)	1,729,283	1,729,283	0	0
(178,500)	336,700	336,700	0	0
(2,772,534)	9,628,766	9,628,766	0	0
<b>\$ (101,116,860)</b>	<b>\$ 323,732,940</b>	<b>\$ 323,732,940</b>	<b>\$ 0</b>	<b>\$ 0</b>
<b>\$ (120,863,244)</b>	<b>\$ 4,983,745,846</b>	<b>\$ 4,804,319,857</b>	<b>\$ 156,109,459</b>	<b>\$ 23,316,531</b>
\$ (5,546,220)	\$ 65,945,034	\$ 65,621,777	\$ 323,257	\$ 0
(1,834,758)	28,191,568	28,175,585	15,983	0
9,634,000	299,299,963	299,171,616	128,347	0
14,954,241	133,475,390	133,475,380	10	0
1,620,737	13,604,545	13,595,172	9,373	0

\*See accompanying notes to financial statements.

**STATE OF ARIZONA  
GENERAL FUND  
STATEMENT OF EXPENDITURES - APPROPRIATION TO ACTUAL  
BUDGETARY (LEGAL) BASIS  
FOR THE YEAR ENDED JUNE 30, 2009**

	<b>JULY 1, 2008 CONTINUING APPROPRIATION AUTHORITY</b>	<b>GENERAL APPROPRIATIONS</b>
Health Care PS and ERE (PS)	0	37,449,400
Non-Health Care All Other Operating Exp	0	119,035,300
Non-Health Care All Other Operating Exp FY06 - 07	0	0
All Other Operating Expenditures	0	0
Overtime Compensatory Time	0	24,331,400
Private Prison Per Diem	0	52,478,300
County Jail Beds	0	866,200
Provisional Beds	0	113,179,700
Electronic Monitoring Of Sex Offenders	0	0
Health Care All Other Operating Exp	0	76,175,400
Health Care All Other Operating Exp FY06 - 07	0	0
Administrative Adjustments	0	0
<b>Total Agency</b>	<b>\$ 0</b>	<b>\$ 945,204,200</b>
 <b>DEPARTMENT OF JUVENILE CORRECTIONS</b>		
Operating Lump Sum Appropriation	\$ 0	\$ 74,057,900
Administrative Adjustments	0	0
<b>Total Agency</b>	<b>\$ 0</b>	<b>\$ 74,057,900</b>
 <b>ARIZONA CRIMINAL JUSTICE COMMISSION</b>		
Criminal Justice Information Systems	\$ 0	\$ 800,000
Methamphetamine Interdiction	0	2,000,000
Operating Lump Sum Appropriation	0	994,200
Rural State Aid To County Attorneys	0	157,700
Rural State Aid To Indigent Defense	0	150,100
Administrative Adjustments	0	0
<b>Total Agency</b>	<b>\$ 0</b>	<b>\$ 4,102,000</b>
 <b>LAW ENFORCEMENT MERIT SYSTEM</b>		
Operating Lump Sum Appropriation	\$ 0	\$ 74,200
<b>Total Agency</b>	<b>\$ 0</b>	<b>\$ 74,200</b>
 <b>DEPARTMENT OF EMERGENCY AND MILITARY AFFAIRS</b>		
<i>ADMINISTRATION</i>		
Operating Lump Sum - Administration	\$ 0	\$ 1,848,900
<i>EMERGENCY MANAGEMENT</i>		
Operating Lump Sum-Emergency Management	0	0
<i>MILITARY AFFAIRS</i>		
Emergency Management 2-1-1 Services	0	104,200
Operating Lump Sum - Military Affairs	0	1,910,332
Service Contracts	0	0
Military Gift Package Postage	0	100,000
Nuclear Emergency Management Fund	0	0
Nuclear Emergency Mgmt Fund Maricopa	0	0
Nuclear Emergency Mgmt Fund Buckeye	0	0
Uniform and Equipment Allowances	0	250,000
Project Challenge Program	0	1,704,800
Guardsmen Tuition Reimbursement	0	1,446,000
Project Challenge Construction FY07 - 08	100,000	0
Project Challenge Construction FY06 - 07	500,000	0
Project Challenge Construction FY05 - 06	183,494	0
La Paz/Maricopa Counties Storm Emergency FY03 - 04	105,264	0
La Paz/Maricopa Counties Storm Emergency FY01 - 02	58,871	0

\*See accompanying notes to financial statements.

SUPPLEMENTAL APPROPRIATIONS, MID-YEAR REVERSIONS AND ADJUSTMENTS	NET APPROPRIATIONS	EXPENDITURES	LAPSED APPROPRIATION AUTHORITY	JUNE 30, 2009 CONTINUING* APPROPRIATION AUTHORITY
1,900,600	39,350,000	39,265,215	84,785	0
3,505,100	122,540,400	120,012,009	2,528,391	0
0	0	(5,219)	5,219	0
90,790	90,790	(299)	91,089	0
(14,472,700)	9,858,700	9,739,069	119,631	0
580,600	53,058,900	53,058,476	424	0
(59,600)	806,600	775,170	31,430	0
(31,612,100)	81,567,600	79,129,649	2,437,951	0
96,225	96,225	96,225	0	0
1,750,000	77,925,400	74,311,842	3,613,558	0
0	0	(8,958)	8,958	0
5,681,894	5,681,894	5,681,894	0	0
<b>\$ (13,711,191)</b>	<b>\$ 931,493,009</b>	<b>\$ 922,094,603</b>	<b>\$ 9,398,406</b>	<b>\$ 0</b>
\$ (1,857,500)	\$ 72,200,400	\$ 71,828,983	\$ 371,417	\$ 0
574,699	574,699	574,699	0	0
<b>\$ (1,282,801)</b>	<b>\$ 72,775,099</b>	<b>\$ 72,403,682</b>	<b>\$ 371,417</b>	<b>\$ 0</b>
\$ (800,000)	\$ 0	\$ 0	\$ 0	\$ 0
(2,000,000)	0	0	0	0
(247,200)	747,000	747,000	0	0
0	157,700	157,700	0	0
0	150,100	150,100	0	0
130,724	130,724	130,724	0	0
<b>\$ (2,916,476)</b>	<b>\$ 1,185,524</b>	<b>\$ 1,185,524</b>	<b>\$ 0</b>	<b>\$ 0</b>
\$ 2,700	\$ 76,900	\$ 76,776	\$ 124	\$ 0
<b>\$ 2,700</b>	<b>\$ 76,900</b>	<b>\$ 76,776</b>	<b>\$ 124</b>	<b>\$ 0</b>
\$ (212,209)	\$ 1,636,691	\$ 1,631,125	\$ 5,566	\$ 0
826,068	826,068	826,068	0	0
(73,048)	31,152	31,152	0	0
(285,000)	1,625,332	1,620,071	5,261	0
1,215,000	1,215,000	1,215,000	0	0
(50,000)	50,000	50,000	0	0
403,477	403,477	403,477	0	0
354,558	354,558	354,558	0	0
69,909	69,909	69,909	0	0
(115,043)	134,957	134,957	0	0
100,000	1,804,800	1,804,793	7	0
(696,000)	750,000	739,453	10,547	0
0	100,000	100,000	0	0
0	500,000	500,000	0	0
0	183,494	183,494	0	0
0	105,264	96,024	0	9,240
0	58,871	1,628	0	57,243

\*See accompanying notes to financial statements.



**STATE OF ARIZONA  
GENERAL FUND  
STATEMENT OF EXPENDITURES - APPROPRIATION TO ACTUAL  
BUDGETARY (LEGAL) BASIS  
FOR THE YEAR ENDED JUNE 30, 2009**

	<b>JULY 1, 2008 CONTINUING APPROPRIATION AUTHORITY</b>	<b>GENERAL APPROPRIATIONS</b>
Navajo, Gila and Coconino Cts Rodeo Fire	319,102	0
Aspen Fire Emergency	661,543	0
Mitigation Projects 2004 Emergency Funds	81,655	0
<i>GOVERNOR'S EMERGENCY PROCLAMATIONS</i>		
Northern Arizona Winter Storm Emergency	0	0
Northern Arizona Winter Storm Emergency FY07 - 08	166,445	0
Northern Arizona Winter Storm Emergency FY06 - 07	81,202	0
Northern Arizona Winter Storm Emergency FY05 - 06	170	0
Northern Arizona Winter Storm Emergency FY04 - 05	1,940	0
February 2005 Winter Storms	675,303	0
February 2005 Winter Storms and Flooding	87,090	0
Az/Mexico International Border Security	128,666	0
Operation Good Neighbor	154,595	0
La Paz County Summer Monsoon Emergency	55,244	0
Glassy-Winged Sharpshooter Emergency FY06 - 07	249,624	0
Glassy-Winged Sharpshooter Emergency FY05 - 06	1,567	0
Summer 2006 Monsoons and Flooding FY07 - 08	732,628	0
Summer 2006 Monsoons and Flooding FY06 - 07	563,058	0
Nogales Wash Flooding 2007	70,259	0
2007 Monsoons	0	0
2007 Monsoons FY07 - 08	131,786	0
January 2008 Severe Precipitation	0	0
January 2008 Severe Precipitation FY07 - 08	172,635	0
Nogales Wash Flooding 2008	0	0
Euz701 Search	0	0
Euz701 Search FY07 - 08	9,015	0
Euz701 Search and Rescue	428	0
Hazard Materials Contingency FY07 - 08	50,000	0
Hazard Materials Contingency FY03 - 04	3,820	0
Administrative Adjustments	0	0
<b>Total Agency</b>	<b>\$ 5,345,403</b>	<b>\$ 7,364,232</b>
<b>BOARD OF EXECUTIVE CLEMENCY</b>		
Operating Lump Sum Appropriation	\$ 0	\$ 1,087,400
<b>Total Agency</b>	<b>\$ 0</b>	<b>\$ 1,087,400</b>
<b>DEPARTMENT OF PUBLIC SAFETY</b>		
Operating Lump Sum Appropriation	\$ 0	\$ 22,343,500
GITEM	0	19,799,700
GITEM-Gang Intelligence Team Enforcement	0	0
GITEM-Gang Intelligence Team Enforcement FY07 - 08	9,711,104	0
Statewide Interoperability - Phase II	358,501	0
Sworn Officer Salary Adjustments	0	1,274,100
Motor Vehicle Fuel	0	3,704,200
Microwave Communication System	0	0
Microwave Communication System FY07 - 08	362,157	0
GITEM-State Gang Intelligence Dbase	0	1,000,000
GITEM-County Attorneys For Prosecution	0	1,000,000
<b>Total Agency</b>	<b>\$ 10,431,762</b>	<b>\$ 49,121,500</b>
<b>TOTAL PROTECTION AND SAFETY</b>	<b>\$ 15,777,164</b>	<b>\$ 1,081,011,432</b>

\*See accompanying notes to financial statements.

SUPPLEMENTAL APPROPRIATIONS, MID-YEAR REVERSIONS AND ADJUSTMENTS	NET APPROPRIATIONS	EXPENDITURES	LAPSED APPROPRIATION AUTHORITY	JUNE 30, 2009 CONTINUING* APPROPRIATION AUTHORITY
0	319,102	(8,179)	0	327,281
0	661,543	(199,257)	0	860,800
0	81,655	4,264	0	77,390
206,968	206,968	59,106	0	147,862
0	166,445	157,198	0	9,247
0	81,202	81,176	26	0
0	170	170	0	0
0	1,940	0	1,940	0
0	675,303	145,273	0	530,029
0	87,090	86,400	0	690
(7,242)	121,425	121,425	0	0
0	154,595	2,079	0	152,516
(55,068)	176	176	0	0
(175,743)	73,881	73,881	0	0
0	1,567	1,567	0	0
0	732,628	3,258	0	729,370
0	563,058	386,508	0	176,550
(68,796)	1,463	1,463	0	0
50,015	50,015	37,240	0	12,775
0	131,786	131,786	0	0
122,500	122,500	0	0	122,500
0	172,635	27,530	0	145,106
203,681	203,681	203,681	0	0
310,000	310,000	285,786	0	24,214
0	9,015	9,015	0	0
0	428	428	0	0
0	50,000	265	0	49,735
0	3,820	(24)	0	3,844
6,833	6,833	6,833	0	0
<b>\$ 2,130,861</b>	<b>\$ 14,840,496</b>	<b>\$ 11,380,756</b>	<b>\$ 23,347</b>	<b>\$ 3,436,392</b>
<b>\$ (39,800)</b>	<b>\$ 1,047,600</b>	<b>\$ 1,046,904</b>	<b>\$ 696</b>	<b>\$ 0</b>
<b>\$ (39,800)</b>	<b>\$ 1,047,600</b>	<b>\$ 1,046,904</b>	<b>\$ 696</b>	<b>\$ 0</b>
\$ 9,059,100	\$ 31,402,600	\$ 31,402,600	\$ 0	\$ 0
(897,700)	18,902,000	17,398,547	1,503,453	0
4,051,900	4,051,900	58,787	0	3,993,113
(5,227,400)	4,483,704	4,468,538	15,166	0
0	358,501	0	0	358,501
0	1,274,100	1,274,100	0	0
0	3,704,200	3,217,711	486,489	0
1,250,000	1,250,000	50,000	0	1,200,000
0	362,157	(116,843)	0	479,000
(400,000)	600,000	385,489	214,511	0
(300,000)	700,000	364,974	335,026	0
<b>\$ 7,535,900</b>	<b>\$ 67,089,162</b>	<b>\$ 58,503,903</b>	<b>\$ 2,554,645</b>	<b>\$ 6,030,614</b>
<b>\$ (8,280,807)</b>	<b>\$ 1,088,507,789</b>	<b>\$ 1,066,692,149</b>	<b>\$ 12,348,634</b>	<b>\$ 9,467,006</b>

\*See accompanying notes to financial statements.

**STATE OF ARIZONA  
GENERAL FUND  
STATEMENT OF EXPENDITURES - APPROPRIATION TO ACTUAL  
BUDGETARY (LEGAL) BASIS  
FOR THE YEAR ENDED JUNE 30, 2009**

	<b>JULY 1, 2008 CONTINUING APPROPRIATION AUTHORITY</b>	<b>GENERAL APPROPRIATIONS</b>
<b>TRANSPORTATION</b>		
<b>DEPARTMENT OF TRANSPORTATION</b>		
Lump Sum Appropriation-Hwys	\$ 0	\$ 84,600
<b>Total Agency</b>	<b>\$ 0</b>	<b>\$ 84,600</b>
<b>TOTAL TRANSPORTATION</b>	<b>\$ 0</b>	<b>\$ 84,600</b>
<b>NATURAL RESOURCES</b>		
<b>ARIZONA GEOLOGICAL SURVEY</b>		
Operating Lump Sum Appropriation	\$ 0	\$ 1,073,900
Earth Fissure Maps	178	0
<b>Total Agency</b>	<b>\$ 178</b>	<b>\$ 1,073,900</b>
<b>STATE LAND DEPARTMENT</b>		
Operating Lump Sum Appropriation	\$ 0	\$ 17,208,600
Fire Suppression Operating Expenses	0	2,566,600
Cap User Fees	0	1,488,300
Inmate Fire Crews	0	974,300
Natural Resource Conservation Districts	0	430,000
Environmental County Grants	0	250,000
Earth Fissure Maps	182	0
<b>Total Agency</b>	<b>\$ 182</b>	<b>\$ 22,917,800</b>
<b>DEPARTMENT OF MINES AND MINERAL RESOURCES</b>		
Operating Lump Sum Appropriation	\$ 0	\$ 839,900
Administrative Adjustments	0	0
<b>Total Agency</b>	<b>\$ 0</b>	<b>\$ 839,900</b>
<b>ARIZONA NAVIGABLE STREAMS ADJUDICATION COMMISSION</b>		
Operating Lump Sum Appropriation	\$ 0	\$ 180,000
Operational Supplemental	157,513	0
Administrative Adjustments	0	0
<b>Total Agency</b>	<b>\$ 157,513</b>	<b>\$ 180,000</b>
<b>ARIZONA STATE PARKS BOARD</b>		
Land Conservation Fund-General Fund	\$ 0	\$ 0
Arizona Trail	0	125,000
Operating Lump Sum Appropriation	0	8,275,000
Administrative Adjustments	0	0
<b>Total Agency</b>	<b>\$ 0</b>	<b>\$ 8,400,000</b>

\*See accompanying notes to financial statements.

SUPPLEMENTAL APPROPRIATIONS, MID-YEAR REVERSIONS AND ADJUSTMENTS	NET APPROPRIATIONS	EXPENDITURES	LAPSED APPROPRIATION AUTHORITY	JUNE 30, 2009 CONTINUING* APPROPRIATION AUTHORITY
\$ (12,100)	\$ 72,500	\$ 69,734	\$ 2,766	\$ 0
<u>\$ (12,100)</u>	<u>\$ 72,500</u>	<u>\$ 69,734</u>	<u>\$ 2,766</u>	<u>\$ 0</u>
<u>\$ (12,100)</u>	<u>\$ 72,500</u>	<u>\$ 69,734</u>	<u>\$ 2,766</u>	<u>\$ 0</u>
\$ (111,100)	\$ 962,800	\$ 961,595	\$ 1,205	\$ 0
0	178	178	0	0
<u>\$ (111,100)</u>	<u>\$ 962,978</u>	<u>\$ 961,773</u>	<u>\$ 1,205</u>	<u>\$ 0</u>
\$ (4,158,500)	\$ 13,050,100	\$ 13,043,244	\$ 6,856	\$ 0
(76,700)	2,489,900	2,489,900	0	0
(1,177,100)	311,200	311,127	73	0
(9,100)	965,200	965,200	0	0
(335,400)	94,600	94,600	0	0
(250,000)	0	0	0	0
0	182	182	0	0
<u>\$ (6,006,800)</u>	<u>\$ 16,911,182</u>	<u>\$ 16,904,253</u>	<u>\$ 6,929</u>	<u>\$ 0</u>
\$ 43,100	\$ 883,000	\$ 881,947	\$ 1,053	\$ 0
38,502	38,502	38,502	0	0
<u>\$ 81,602</u>	<u>\$ 921,502</u>	<u>\$ 920,449</u>	<u>\$ 1,053</u>	<u>\$ 0</u>
\$ (19,900)	\$ 160,100	\$ 124,501	\$ 35,599	\$ 0
0	157,513	157,513	0	0
1,041	1,041	1,041	0	0
<u>\$ (18,859)</u>	<u>\$ 318,654</u>	<u>\$ 283,055</u>	<u>\$ 35,599</u>	<u>\$ 0</u>
\$ 20,000,000	\$ 20,000,000	\$ 20,000,000	\$ 0	\$ 0
0	125,000	125,000	0	0
(4,789,800)	3,485,200	3,484,375	825	0
16,263	16,263	16,263	0	0
<u>\$ 15,226,463</u>	<u>\$ 23,626,463</u>	<u>\$ 23,625,638</u>	<u>\$ 825</u>	<u>\$ 0</u>

\*See accompanying notes to financial statements.

STATE OF ARIZONA  
GENERAL FUND  
STATEMENT OF EXPENDITURES - APPROPRIATION TO ACTUAL  
BUDGETARY (LEGAL) BASIS  
FOR THE YEAR ENDED JUNE 30, 2009

	JULY 1, 2008 CONTINUING APPROPRIATION AUTHORITY	GENERAL APPROPRIATIONS
<b>DEPARTMENT OF WATER RESOURCES</b>		
Arizona Water Protection Fund Deposit	\$ 0	\$ 2,000,000
Operating Lump Sum Appropriation	0	15,372,400
Rural Water Studies FY07 - 08	666,014	0
Rural Water Studies	0	1,999,100
Assured and Adequate Water Supply Admin	0	1,700,000
Automated Groundwater Monitoring	0	500,000
Adjudication Support	0	2,105,000
Conservation and Drought Program	0	491,200
Administrative Adjustments	0	0
<b>Total Agency</b>	<b>\$ 666,014</b>	<b>\$ 24,167,700</b>
<b>TOTAL NATURAL RESOURCES</b>	<b>\$ 823,887</b>	<b>\$ 57,579,300</b>
<b>TOTAL GENERAL FUND</b>	<b>\$ 70,683,133</b>	<b>\$ 9,700,913,972</b>

\*See accompanying notes to financial statements.

SUPPLEMENTAL APPROPRIATIONS, MID-YEAR REVERSIONS AND ADJUSTMENTS	NET APPROPRIATIONS	EXPENDITURES	LAPSED APPROPRIATION AUTHORITY	JUNE 30, 2009 CONTINUING* APPROPRIATION AUTHORITY
\$ (2,000,000)	\$ 0	\$ 0	\$ 0	\$ 0
(8,651,400)	6,721,000	6,700,386	20,614	0
0	666,014	666,014	0	0
(492,000)	1,507,100	743,272	0	763,828
(399,700)	1,300,300	769,247	531,053	0
6,300	506,300	505,166	1,134	0
(998,900)	1,106,100	1,101,647	4,453	0
300	491,500	465,761	25,739	0
3,146	3,146	3,146	0	0
<u>\$ (12,532,254)</u>	<u>\$ 12,301,461</u>	<u>\$ 10,954,641</u>	<u>\$ 582,992</u>	<u>\$ 763,828</u>
<u>\$ (3,360,948)</u>	<u>\$ 55,042,239</u>	<u>\$ 53,649,808</u>	<u>\$ 628,603</u>	<u>\$ 763,828</u>
<u>\$ (560,464,669)</u>	<u>\$ 9,211,132,436</u>	<u>\$ 8,915,167,571</u>	<u>\$ 245,811,506</u>	<u>\$ 50,153,360</u>

\*See accompanying notes to financial statements.

**THIS PAGE INTENTIONALLY  
LEFT BLANK**

**THIS PAGE INTENTIONALLY  
LEFT BLANK**



STATE OF ARIZONA  
GENERAL FUND DETAIL  
SUPPLEMENTAL SCHEDULE DETAIL OF SUPPLEMENTAL APPROPRIATIONS,  
MID-YEAR REVERSIONS, AND ADJUSTMENTS  
BUDGETARY (LEGAL) BASIS  
FOR THE YEAR ENDED JUNE 30, 2009

	<u>LAWS 2008</u>	<u>LAWS 2009</u>
	CH 285	CH 1
	HB 2209	SB 1001
	SEC 19	SEC 3
<hr/>		
<b>GENERAL GOVERNMENT</b>		
<hr/>		
<b>DEPARTMENT OF ADMINISTRATION</b>		
Operating Lump Sum Appropriation	\$ 0	\$ (6,829,765)
Utilities	0	0
SW Telecommunications Mgt Contract Lease	0	0
Arizona Financial Information System	0	0
General Relief	0	0
Salary Adjustments	0	0
Health Insurance Adjustments	0	0
Retirement Adjustments	0	0
Rent Adjustments	0	0
ENSCO		
Telecommunications Adjustments	0	0
Lap and Pto Adjustments	0	0
HR Pro Rata Adjustments	0	0
Risk Management Adjustments	0	0
Asst AG Salary Adjustments	0	0
Retirement Adjustments	0	0
IT Planning Adjustments	0	0
Rent Adjustments	0	0
<i>OPERATING STATE AID</i>		
Operating State Aid - Cochise	0	0
Operating State Aid - Coconino	0	0
Operating State Aid - Graham	0	0
Operating State Aid - Maricopa	0	0
Operating State Aid - Mohave	0	0
Operating State Aid - Navajo	0	0
Operating State Aid - Pima	0	0
Operating State Aid - Pinal	0	0
Operating State Aid - Yavapai	0	0
Operating State Aid - Yuma La Paz	0	0
Operating State Aid - Gila	0	0
County Attorneys Immigration Enforcement	0	0
<i>CAPITAL OUTLAY STATE AID</i>		
Capital Outlay - Navajo	0	0
Woolsey Flood District	0	0
<i>EQUALIZATION AID</i>		
Equalization Aid - Cochise	0	0
Equalization Aid - Graham	0	0
Equalization Aid - Navajo	0	0
Equalization Aid - Yuma La Paz	0	0
Nursing Education Demonstration Project	0	0
Treasurer's Warrant Notes Interest	0	0
Administrative Adjustments	0	0
<b>Total Agency</b>	<u><u>\$ 0</u></u>	<u><u>\$ (6,829,765)</u></u>
<b>OFFICE OF EQUAL OPPORTUNITY</b>		
Operating Lump Sum Appropriation	\$ (13,000)	\$ 0
<b>Total Agency</b>	<u><u>\$ (13,000)</u></u>	<u><u>\$ 0</u></u>

See accompanying notes to financial statements.

LAWS 2009 CH 1 SB 1001 SECTION 6	LAWS 2008 CH 285 HB 2209 SEC 44 & 45	LAWS 2008 CH 285 HB 2209 SEC 46	ALL OTHERS	SUPPLEMENTAL APPROPRIATIONS, MID-YEAR REVERSIONS AND ADJUSTMENTS
\$ 0	\$ 106,600	\$ (68,100)	\$ (5,300)	\$ (6,796,565)
0	0	0	0	0
0	0	0	0	0
0	0	0	5,300	5,300
0	0	0	255,778	255,778
0	0	0	(6,578,100)	(6,578,100)
0	0	0	(2,288,900)	(2,288,900)
0	0	0	(1,024,600)	(1,024,600)
0	0	0	(1,567,400)	(1,567,400)
0	0	0	(913,800)	(913,800)
0	0	0	(274,000)	(274,000)
0	0	0	(38,300)	(38,300)
0	0	0	(292,000)	(292,000)
0	0	0	(982,700)	(982,700)
0	0	0	(8,731,600)	(8,731,600)
0	0	0	(375,000)	(375,000)
0	0	0	(1,057,900)	(1,057,900)
0	0	0	(642,496)	(642,496)
0	0	0	(251,130)	(251,130)
0	0	0	(400,303)	(400,303)
0	0	0	(4,288,110)	(4,288,110)
0	0	0	(314,419)	(314,419)
0	0	0	(328,889)	(328,889)
0	0	0	(1,460,482)	(1,460,482)
0	0	0	(453,007)	(453,007)
0	0	0	(379,426)	(379,426)
0	0	0	(426,566)	(426,566)
0	0	0	(55,172)	(55,172)
0	0	0	0	0
0	0	0	0	0
0	0	0	0	0
0	0	0	0	0
0	0	0	0	0
0	0	0	4,000,000	4,000,000
0	0	0	50,576	50,576
0	0	0	417,160	417,160
<u>\$ 0</u>	<u>\$ 106,600</u>	<u>\$ (68,100)</u>	<u>\$ (28,400,786)</u>	<u>\$ (35,192,051)</u>
\$ 0	\$ 18,100	(1,000)	\$ 0	\$ 4,100
<u>\$ 0</u>	<u>\$ 18,100</u>	<u>\$ (1,000)</u>	<u>\$ 0</u>	<u>\$ 4,100</u>

See accompanying notes to financial statements.

STATE OF ARIZONA  
GENERAL FUND DETAIL  
SUPPLEMENTAL SCHEDULE DETAIL OF SUPPLEMENTAL APPROPRIATIONS,  
MID-YEAR REVERSIONS, AND ADJUSTMENTS  
BUDGETARY (LEGAL) BASIS  
FOR THE YEAR ENDED JUNE 30, 2009

	LAWS 2008 CH 285 HB 2209 SEC 19	LAWS 2009 CH 1 SB 1001 SEC 3
<b>ATTORNEY GENERAL</b>		
Operating Lump Sum Appropriation	\$ (750,000)	\$ (1,500,000)
Legal Arizona Workers Act	0	0
Crane Elementary School Case	0	0
Military Installation/Planning	0	0
Military Installation/Planning FY07 - 08	0	0
Military Installation/Planning FY05 - 06	0	0
Administrative Adjustments	0	0
State Grand Jury	0	0
<b>Total Agency</b>	<b>\$ (750,000)</b>	<b>\$ (1,500,000)</b>
<b>AUDITOR GENERAL</b>		
Operating Lump Sum Appropriation	\$ (939,600)	\$ (1,750,300)
Operating Lump Sum AppropriationFY07-08	0	0
Operating Lump Sum AppropriationFY06-07	0	0
Operating Lump Sum AppropriationFY05-06	0	0
Operating Lump Sum AppropriationFY04-05	0	0
Operating Lump Sum Appropriation FY03-04	0	0
Operating Lump Sum Appropriation FY02-03	0	0
Procurement Study	0	0
<b>Total Agency</b>	<b>\$ (939,600)</b>	<b>\$ (1,750,300)</b>
<b>COURT OF APPEALS</b>		
Operating Lump Sum Appropriation - Div I	\$ 0	\$ (37,200)
<b>Total Agency</b>	<b>\$ 0</b>	<b>\$ (37,200)</b>
<b>COURT OF APPEALS DIVISION II</b>		
Operating Lump Sum-Division II	\$ 0	\$ (13,200)
Administrative Adjustments	0	0
<b>Total Agency</b>	<b>\$ 0</b>	<b>\$ (13,200)</b>
<b>DEPARTMENT OF COMMERCE</b>		
Operating Lump Sum Appropriation	\$ (3,725,900)	\$ (286,500)
Motion Picture Development	0	0
Rural Economic Development	0	(138,000)
Military Installation GF Transfer	0	0
Military Installation Operating	0	(18,700)
Military Installation Operating FY07 - 08	0	0
Military Installation Operating FY06 - 07	0	0
Military Installation Operating FY05 - 06	0	0
AZ 21st Century Competitive Initiat Fund	0	0
Military Base Economic Research Study	0	0
Apprenticeship Services Office	0	(33,300)
Motion Picture Prod Tax Incentive Admin	0	0
Greater Arizona Development Authority	0	0
International Trade Offices	0	(262,000)
Agriculture Preservation District	0	0
Administrative Adjustments	0	0
<b>Total Agency</b>	<b>\$ (3,725,900)</b>	<b>\$ (738,500)</b>
<b>STATE BOARD OF EQUALIZATION</b>		
Operating Lump Sum Appropriation	\$ (14,000)	\$ (32,800)
<b>Total Agency</b>	<b>\$ (14,000)</b>	<b>\$ (32,800)</b>

See accompanying notes to financial statements.

LAWS 2009 CH 1 SB 1001 SECTION 6	LAWS 2008 CH 285 HB 2209 SEC 44 & 45	LAWS 2008 CH 285 HB 2209 SEC 46	ALL OTHERS	SUPPLEMENTAL APPROPRIATIONS, MID-YEAR REVERSIONS AND ADJUSTMENTS
\$ 0	\$ 2,517,100	(42,600)	\$ (19,000)	\$ 205,500
0	0	0	0	0
0	0	0	0	0
0	0	0	100,000	100,000
0	0	0	0	0
0	0	0	0	0
0	0	0	62,995	62,995
0	0	0	19,000	19,000
<b>\$ 0</b>	<b>\$ 2,517,100</b>	<b>\$ (42,600)</b>	<b>\$ 162,995</b>	<b>\$ 387,495</b>
\$ (572,900)	\$ 636,000	\$ (85,700)	\$ 2,421,500	\$ (291,000)
0	0	0	(375,518)	(375,518)
0	0	0	(405,827)	(405,827)
0	0	0	(396,866)	(396,866)
0	0	0	(225,237)	(225,237)
0	0	0	(212,222)	(212,222)
0	0	0	(2,712,500)	(2,712,500)
0	0	0	(293,330)	(293,330)
<b>\$ (572,900)</b>	<b>\$ 636,000</b>	<b>\$ (85,700)</b>	<b>\$ (2,200,000)</b>	<b>\$ (4,912,500)</b>
\$ 0	\$ 3,600	\$ (24,300)	\$ 0	\$ (57,900)
<b>\$ 0</b>	<b>\$ 3,600</b>	<b>\$ (24,300)</b>	<b>\$ 0</b>	<b>\$ (57,900)</b>
\$ 0	\$ 0	\$ (7,900)	\$ 0	\$ (21,100)
0	0	0	1,278	1,278
<b>\$ 0</b>	<b>\$ 0</b>	<b>\$ (7,900)</b>	<b>\$ 1,278</b>	<b>\$ (19,822)</b>
\$ (134,700)	\$ 159,800	\$ (19,600)	\$ 2,937,700	\$ (1,069,200)
0	0	0	(337,700)	(337,700)
0	16,500	(300)	0	(121,800)
0	0	0	25,000	25,000
0	0	0	75,000	56,300
0	0	0	0	0
0	0	0	0	0
0	0	0	0	0
0	0	0	22,500,000	22,500,000
0	0	0	0	0
0	10,700	0	0	(22,600)
0	0	0	337,700	337,700
0	0	0	(2,000,000)	(2,000,000)
0	21,800	0	(600,000)	(840,200)
0	0	0	0	0
0	0	0	26,218	26,218
<b>\$ (134,700)</b>	<b>\$ 208,800</b>	<b>\$ (19,900)</b>	<b>\$ 22,963,918</b>	<b>\$ 18,553,718</b>
\$ (20,900)	\$ 19,600	\$ (2,900)	\$ 0	\$ (51,000)
<b>\$ (20,900)</b>	<b>\$ 19,600</b>	<b>\$ (2,900)</b>	<b>\$ 0</b>	<b>\$ (51,000)</b>

See accompanying notes to financial statements.

STATE OF ARIZONA  
GENERAL FUND DETAIL  
SUPPLEMENTAL SCHEDULE DETAIL OF SUPPLEMENTAL APPROPRIATIONS,  
MID-YEAR REVERSIONS, AND ADJUSTMENTS  
BUDGETARY (LEGAL) BASIS  
FOR THE YEAR ENDED JUNE 30, 2009

	LAWS 2008 CH 285 HB 2209 SEC 19	LAWS 2009 CH 1 SB 1001 SEC 3
	<u>                    </u>	<u>                    </u>
<b>GOVERNMENT INFORMATION TECHNOLOGY AGENCY</b>		
E-Health Initiative	\$ (100,000)	\$ (1,400,000)
2-1-1 System	(500,000)	(750,000)
Public Safety Communications Program	0	(43,900)
PS Comm Systems - Interoperability	0	0
Administrative Adjustments	0	0
<b>Total Agency</b>	<b><u><u>\$ (600,000)</u></u></b>	<b><u><u>\$ (2,193,900)</u></u></b>
<b>OFFICE OF THE GOVERNOR</b>		
Operating Lump Sum Appropriation	\$ (367,900)	\$ (351,100)
Operating Lump Sum Appropriation FY07 - 08	0	0
Operating Lump Sum Appropriation FY06 - 07	0	0
Emergency Fund	0	0
Emergency Fund FY07 - 08	0	0
Operating Lump Sum Appropriation-OSPB	(115,700)	(219,900)
Administrative Adjustments	0	0
<b>Total Agency</b>	<b><u><u>\$ (483,600)</u></u></b>	<b><u><u>\$ (571,000)</u></u></b>
<b>OFFICE OF ADMINISTRATIVE HEARINGS</b>		
Operating Lump Sum Appropriation	\$ (4,500)	\$ (128,500)
<b>Total Agency</b>	<b><u><u>\$ (4,500)</u></u></b>	<b><u><u>\$ (128,500)</u></u></b>
<b>HOUSE OF REPRESENTATIVES</b>		
Operating Lump Sum Appropriation	\$ (618,100)	\$ 0
Operating Lump Sum AppropriationFY07-08	0	0
Operating Lump Sum AppropriationFY06-07	0	0
Operating Lump Sum AppropriationFY05-06	0	0
Operating Lump Sum AppropriationFY04-05	0	0
Lump Sum Appropriation FY03 - 04	0	0
Lump Sum Appropriation FY02 - 03	0	0
Lump Sum Appropriation FY01 - 02	0	0
Lump Sum Appropriation FY00 - 01	0	0
<b>Total Agency</b>	<b><u><u>\$ (618,100)</u></u></b>	<b><u><u>\$ 0</u></u></b>
<b>JOINT LEGISLATIVE BUDGET COMMITTEE</b>		
Operating Lump Sum Appropriation	\$ (152,100)	\$ (143,000)
Operating Lump Sum AppropriationFY07-08	0	0
<b>Total Agency</b>	<b><u><u>\$ (152,100)</u></u></b>	<b><u><u>\$ (143,000)</u></u></b>
<b>ARIZONA STATE LIBRARY, ARCHIVES AND PUBLIC RECORDS</b>		
Operating Lump Sum Appropriation	\$ (389,400)	\$ (737,900)
Operating Lump Sum AppropriationFY07-08	0	0
Operating Lump Sum AppropriationFY06-07	0	0
Operating Lump Sum AppropriationFY05-06	0	0
Operating Lump Sum FY03 - 04	0	0
Statewide Radio Reading Svc For Blind	0	0
Grants-In-Aid	0	0
Grants-In-Aid FY07 - 08	0	0
Grants-In-Aid FY06 - 07	0	0
Grants-In-Aid FY05 - 06	0	0
Historical Advisory Commission	0	0
<b>Total Agency</b>	<b><u><u>\$ (389,400)</u></u></b>	<b><u><u>\$ (737,900)</u></u></b>

See accompanying notes to financial statements.

LAWS 2009 CH 1 SB 1001 SECTION 6	LAWS 2008 CH 285 HB 2209 SEC 44 & 45	LAWS 2008 CH 285 HB 2209 SEC 46	ALL OTHERS	SUPPLEMENTAL APPROPRIATIONS, MID-YEAR REVERSIONS AND ADJUSTMENTS
\$ 0	\$ 100	\$ (200)	\$ 100	\$ (1,500,000)
0	0	0	499,900	(750,100)
(33,300)	0	0	0	(77,200)
0	0	0	358,501	358,501
0	0	0	497,628	497,628
<b>\$ (33,300)</b>	<b>\$ 100</b>	<b>\$ (200)</b>	<b>\$ 1,356,129</b>	<b>\$ (1,471,171)</b>
\$ 0	\$ 398,000	(28,900)	\$ 600,000	\$ 250,100
0	0	0	(100,663)	(100,663)
0	0	0	(466,937)	(466,937)
0	0	0	2,604,509	2,604,509
0	0	0	1,450,024	1,450,024
(79,000)	113,800	(9,500)	250,000	(60,300)
0	0	0	39	39
<b>\$ (79,000)</b>	<b>\$ 511,800</b>	<b>\$ (38,400)</b>	<b>\$ 4,336,972</b>	<b>\$ 3,676,772</b>
\$ (38,300)	\$ 80,300	(5,000)	\$ 0	\$ (96,000)
<b>\$ (38,300)</b>	<b>\$ 80,300</b>	<b>\$ (5,000)</b>	<b>\$ 0</b>	<b>\$ (96,000)</b>
\$ 0	\$ 468,100	\$ (51,400)	\$ 0	\$ (201,400)
0	0	0	0	0
0	0	0	0	0
0	0	0	(1,171,518)	(1,171,518)
0	0	0	(1,009,668)	(1,009,668)
0	0	0	(593,819)	(593,819)
0	0	0	(842,055)	(842,055)
0	0	0	(382,940)	(382,940)
0	0	0	0	0
<b>\$ 0</b>	<b>\$ 468,100</b>	<b>\$ (51,400)</b>	<b>\$ (4,000,000)</b>	<b>\$ (4,201,400)</b>
\$ 0	\$ 93,000	(12,500)	\$ (627,243)	\$ (841,843)
0	0	0	(678,057)	(678,057)
<b>\$ 0</b>	<b>\$ 93,000</b>	<b>\$ (12,500)</b>	<b>\$ (1,305,300)</b>	<b>\$ (1,519,900)</b>
\$ (199,300)	\$ 257,700	\$ (25,700)	\$ (99,700)	\$ (1,194,300)
0	0	0	0	0
0	0	0	0	0
0	0	0	0	0
0	0	0	0	0
0	0	0	0	0
0	0	0	(21,300)	(21,300)
0	0	0	0	0
0	0	0	0	0
0	0	0	0	0
0	0	0	0	0
<b>\$ (199,300)</b>	<b>\$ 257,700</b>	<b>\$ (25,700)</b>	<b>\$ (121,000)</b>	<b>\$ (1,215,600)</b>

See accompanying notes to financial statements.

STATE OF ARIZONA  
GENERAL FUND DETAIL  
SUPPLEMENTAL SCHEDULE DETAIL OF SUPPLEMENTAL APPROPRIATIONS,  
MID-YEAR REVERSIONS, AND ADJUSTMENTS  
BUDGETARY (LEGAL) BASIS  
FOR THE YEAR ENDED JUNE 30, 2009

	LAWS 2008 CH 285 HB 2209 SEC 19	LAWS 2009 CH 1 SB 1001 SEC 3
<b>LEGISLATIVE COUNCIL</b>		
Operating Lump Sum Appropriation	\$ (285,900)	\$ (541,500)
Operating Lump Sum Appropriation FY07-08	0	0
Operating Lump Sum Appropriation FY06-07	0	0
Operating Lump Sum Appropriation FY99-00	0	0
Ombudsman FY94 - 95	0	0
Ombudsman FY93 - 94	0	0
Ombudsman-Citizens Aid Office	0	0
Ombudsman-Citizens Aid Office FY07 - 08	0	0
Juvenile Study	0	0
Arizona Centennial Celebration	0	0
<b>Total Agency</b>	<b><u>\$ (285,900)</u></b>	<b><u>\$ (541,500)</u></b>
<b>PERSONNEL BOARD</b>		
Operating Lump Sum Appropriation	\$ 0	\$ (37,200)
Administrative Adjustments	0	0
<b>Total Agency</b>	<b><u>\$ 0</u></b>	<b><u>\$ (37,200)</u></b>
<b>STATE CAPITAL POSTCONVICTION PUBLIC DEFENDER OFFICE</b>		
Operating Lump Sum Appropriation	\$ 0	\$ (87,100)
Administrative Adjustments	0	0
<b>Total Agency</b>	<b><u>\$ 0</u></b>	<b><u>\$ (87,100)</u></b>
<b>INDEPENDENT REDISTRICTING COMMISSION</b>		
Operating Lump Sum FY03 - 04	\$ 0	\$ 0
<b>Total Agency</b>	<b><u>\$ 0</u></b>	<b><u>\$ 0</u></b>
<b>DEPARTMENT OF REVENUE</b>		
Operating Lump Sum Appropriation	\$ (400,000)	\$ (7,391,900)
Brits Operations	0	0
Tax Credit Administration	0	0
Legal Az Workers Act - Employer Notice	0	0
Data Center Charges	0	0
Administrative Adjustments	0	0
<b>Total Agency</b>	<b><u>\$ (400,000)</u></b>	<b><u>\$ (7,391,900)</u></b>
<b>SENATE</b>		
Operating Lump Sum Appropriation	\$ (426,600)	\$ (401,200)
Operating Lump Sum Appropriation FY07 - 08	0	0
<b>Total Agency</b>	<b><u>\$ (426,600)</u></b>	<b><u>\$ (401,200)</u></b>
<b>SUPREME COURT</b>		
County Reimbursements	\$ 0	\$ (20,900)
Judicial Nomination & Performance Review	0	(28,000)
Foster Care Review Board	0	(25,400)
Adult Standard Probation	0	(470,290)
Community Punishment	0	(540,900)
Domestic Relations	0	(76,000)
Interstate Compact	0	(3,700)
Progressively Increasing Consequences	0	(471,800)
Model Court	0	(49,700)
Juvenile Intensive Probation	0	(444,900)

See accompanying notes to financial statements.

LAWS 2009 CH 1 SB 1001 SECTION 6	LAWS 2008 CH 285 HB 2209 SEC 44 & 45	LAWS 2008 CH 285 HB 2209 SEC 46	ALL OTHERS	SUPPLEMENTAL APPROPRIATIONS, MID-YEAR REVERSIONS AND ADJUSTMENTS
\$ 0	\$ 142,100	\$ (17,600)	\$ (129,200)	\$ (832,100)
0	0	0	0	0
0	0	0	0	0
0	0	0	(746,061)	(746,061)
(148,500)	0	0	53,332	(95,168)
0	0	0	(43,000)	(43,000)
0	0	0	(19,300)	(19,300)
0	0	0	(63,951)	(63,951)
0	0	0	(19,520)	(19,520)
0	0	0	0	0
<u>\$ (148,500)</u>	<u>\$ 142,100</u>	<u>\$ (17,600)</u>	<u>\$ (967,700)</u>	<u>\$ (1,819,100)</u>
\$ (6,100)	\$ 15,200	(700)	\$ 0	\$ (28,800)
0	0	0	67	67
<u>\$ (6,100)</u>	<u>\$ 15,200</u>	<u>\$ (700)</u>	<u>\$ 67</u>	<u>\$ (28,733)</u>
\$ (24,800)	\$ 16,300	\$ (2,100)	\$ 135,000	\$ 37,300
0	0	0	759	759
<u>\$ (24,800)</u>	<u>\$ 16,300</u>	<u>\$ (2,100)</u>	<u>\$ 135,759</u>	<u>\$ 38,059</u>
\$ 0	\$ 0	\$ 0	\$ (900)	\$ (900)
<u>\$ 0</u>	<u>\$ 0</u>	<u>\$ 0</u>	<u>\$ (900)</u>	<u>\$ (900)</u>
\$ (2,093,500)	\$ 2,546,900	\$ (77,500)	\$ 0	\$ (7,416,000)
0	0	0	0	0
0	0	0	30,000	30,000
0	0	0	0	0
0	0	0	1,570,000	1,570,000
0	0	0	53,371	53,371
<u>\$ (2,093,500)</u>	<u>\$ 2,546,900</u>	<u>\$ (77,500)</u>	<u>\$ 1,653,371</u>	<u>\$ (5,762,629)</u>
\$ 0	\$ 307,000	\$ (37,200)	\$ 0	\$ (558,000)
0	0	0	0	0
<u>\$ 0</u>	<u>\$ 307,000</u>	<u>\$ (37,200)</u>	<u>\$ 0</u>	<u>\$ (558,000)</u>
\$ 0	\$ 0	\$ 0	\$ 0	\$ (20,900)
0	100	0	0	(27,900)
0	600	0	0	(24,800)
0	200	(9,700)	(103,280)	(583,070)
0	0	(400)	0	(541,300)
0	100	0	0	(75,900)
0	0	(1,900)	0	(5,600)
0	0	0	(321,500)	(793,300)
0	0	0	0	(49,700)
0	100	(4,100)	(398,246)	(847,146)

See accompanying notes to financial statements.



STATE OF ARIZONA  
GENERAL FUND DETAIL  
SUPPLEMENTAL SCHEDULE DETAIL OF SUPPLEMENTAL APPROPRIATIONS,  
MID-YEAR REVERSIONS, AND ADJUSTMENTS  
BUDGETARY (LEGAL) BASIS  
FOR THE YEAR ENDED JUNE 30, 2009

	LAWS 2008 CH 285 HB 2209 SEC 19	LAWS 2009 CH 1 SB 1001 SEC 3
Juvenile Standard Probation	0	(77,000)
Juvenile Family Counseling	0	0
Judges Compensation	0	0
Juvenile Treatment Services	0	(90,700)
Adult Intensive Probation	0	(347,310)
Commission On Judicial Conduct	0	(20,300)
Court Appointed Special Advocate	0	0
Special Water Master	0	0
State Aid	0	(40,200)
Operating Lump Sum Appropriation	0	(811,700)
Drug Court FY08 - 09	0	0
Drug Court FY06 - 07	0	0
Global Position & Monitoring System Gps	0	(1,100)
<b>Total Agency</b>	<b>\$ 0</b>	<b>\$ (3,519,900)</b>
 <b>SECRETARY OF STATE</b>		
Operating Lump Sum Appropriation	\$ (138,000)	\$ (150,000)
Election Services	0	0
Administrative Adjustments	0	0
<b>Total Agency</b>	<b>\$ (138,000)</b>	<b>\$ (150,000)</b>
 <b>OFFICE OF TOURISM</b>		
City Of Yuma - Arizona Welcome Center	\$ 0	\$ 0
Cash Transfer To General Fund	0	0
<b>Total Agency</b>	<b>\$ 0</b>	<b>\$ 0</b>
 <b>STATE TREASURER</b>		
Operating Lump Sum Appropriation	\$ 0	\$ (275,400)
Rural County Reimbursement Subsidy	0	0
Justice Of The Peace Salaries	0	0
Community College Reimbursement ARS 15-1469.01	0	0
Corporate Income Tax Transfer	0	0
Transfer To Tourism Fund	0	0
Administrative Adjustments	0	0
<b>Total Agency</b>	<b>\$ 0</b>	<b>\$ (275,400)</b>
 <b>STATE BOARD OF TAX APPEALS</b>		
Operating Lump Sum Appropriation	\$ (6,300)	\$ (15,600)
Administrative Adjustments	0	0
<b>Total Agency</b>	<b>\$ (6,300)</b>	<b>\$ (15,600)</b>
 <b>TOTAL GENERAL GOVERNMENT</b>		
	<b>\$ (8,947,000)</b>	<b>\$ (27,095,865)</b>
 <b>HEALTH AND WELFARE</b>		
<hr/>		
<b>DEPARTMENT OF ECONOMIC SECURITY</b>		
<i>ADMINISTRATION</i>		
DTA-Document Management	\$ 0	\$ (420,400)
Adm Operating Lump Sum Appropriation	0	(2,168,900)
Adm Attorney General Legal Services	0	(80,800)
Adm Finger Imaging	0	0
<i>AGING AND COMMUNITY SERVICES</i>		
DACS-Serving Homeless Excess FY07 - 08	0	0

See accompanying notes to financial statements.

LAWS 2009 CH 1 SB 1001 SECTION 6	LAWS 2008 CH 285 HB 2209 SEC 44 & 45	LAWS 2008 CH 285 HB 2209 SEC 46	ALL OTHERS	SUPPLEMENTAL APPROPRIATIONS, MID-YEAR REVERSIONS AND ADJUSTMENTS
0	100	(1,900)	398,246	319,446
0	0	0	0	0
0	4,400	(66,900)	(516,700)	(579,200)
0	400	(11,800)	0	(102,100)
0	200	(7,700)	103,280	(251,530)
0	100	0	0	(20,200)
0	0	0	0	0
0	0	0	0	0
0	0	0	0	(40,200)
0	2,100	(71,200)	0	(880,800)
0	0	0	0	0
0	0	0	0	0
0	0	(200)	0	(1,300)
<b>\$ 0</b>	<b>\$ 8,400</b>	<b>\$ (175,800)</b>	<b>\$ (838,200)</b>	<b>\$ (4,525,500)</b>
\$ 0	\$ 146,800	\$ (8,100)	\$ 0	\$ (149,300)
0	0	0	0	0
0	0	0	15,781	15,781
<b>\$ 0</b>	<b>\$ 146,800</b>	<b>\$ (8,100)</b>	<b>\$ 15,781</b>	<b>\$ (133,519)</b>
\$ 0	\$ 700	\$ 0	\$ 399,300	\$ 400,000
0	0	0	0	0
<b>\$ 0</b>	<b>\$ 700</b>	<b>\$ 0</b>	<b>\$ 399,300</b>	<b>\$ 400,000</b>
\$ (18,300)	\$ 15,600	\$ (11,800)	\$ 0	\$ (289,900)
0	0	0	0	0
(60,000)	0	0	0	(60,000)
0	0	0	0	0
0	0	0	(2,000,000)	(2,000,000)
0	0	0	0	0
0	0	0	140,086	140,086
<b>\$ (78,300)</b>	<b>\$ 15,600</b>	<b>\$ (11,800)</b>	<b>\$ (1,859,914)</b>	<b>\$ (2,209,814)</b>
\$ (10,800)	\$ 12,800	\$ (1,100)	\$ 0	\$ (21,000)
0	0	0	206	206
<b>\$ (10,800)</b>	<b>\$ 12,800</b>	<b>\$ (1,100)</b>	<b>\$ 206</b>	<b>\$ (20,794)</b>
<b>\$ (3,440,400)</b>	<b>\$ 8,132,600</b>	<b>\$ (717,500)</b>	<b>\$ (8,668,023)</b>	<b>\$ (40,736,188)</b>
\$ 0	\$ 0	\$ (100)	\$ 0	\$ (420,500)
0	19,200	(19,200)	(5,867,900)	(8,036,800)
0	200	(600)	(7,400)	(88,600)
0	0	(100)	(300,000)	(300,100)
0	0	0	0	0
0	0	0	0	0

See accompanying notes to financial statements.

**STATE OF ARIZONA  
GENERAL FUND DETAIL  
SUPPLEMENTAL SCHEDULE DETAIL OF SUPPLEMENTAL APPROPRIATIONS,  
MID-YEAR REVERSIONS, AND ADJUSTMENTS  
BUDGETARY (LEGAL) BASIS  
FOR THE YEAR ENDED JUNE 30, 2009**

	<b>LAWS 2008</b>	<b>LAWS 2009</b>
	<b>CH 285</b>	<b>CH 1</b>
	<b>HB 2209</b>	<b>SB 1001</b>
	<b>SEC 19</b>	<b>SEC 3</b>
DACS-Serving Homeless Excess FY06 - 07	0	0
DACS Navajo Senior Center	0	0
DACS Lifespan Respite Care Program	0	0
DACS Lifespan Respite Care	0	(350,000)
DACS Coordinated Hunger Program	0	(167,600)
DACS Coordinated Homeless Program	0	(282,300)
DACS Adult Services	0	(2,061,200)
DACS Navajo Senior Centers-Birdsprings	0	0
DACS Navajo Senior Centers-White Cone	0	0
DACS Navajo Senior Centers-Dilcon	0	0
DACS Tribal Senior Centers - Navajo	0	0
DACS Domestic Violence Prevention	0	(2,217,200)
DACS Operating Lump Sum Appropriation	0	(1,098,800)
<i>CHILDREN, YOUTH AND FAMILIES</i>		
DCYF Education And Training Vouchers	0	(500,000)
DCFS Intensive Family Services	0	(496,400)
DCYF Joint Sub Abuse Treat-GF	0	(762,500)
DCYF Independent Living Maint	0	0
DCYF Emergency Placement - GF	0	0
DCYF Foster Care Placement - GF	0	(52,300)
DCYF Residential Placement - GF	0	0
DCYF Children Support Svcs - GF	0	(1,953,300)
DCYF Operating Lump Sum Appropriation	0	(5,451,100)
DCYF Adoption Services (Dcfs)	0	0
DCYF Permanent Guardianship Subsidy	0	(120,000)
DCYF Comprehensive Med & Dental (Dcfs)	0	(300,000)
DCYF Attorney General Legal Services	0	(722,500)
CPS Appeals	0	0
Healthy Families	0	(5,715,800)
<i>EMPLOYMENT AND REHABILITATION SVCS</i>		
Jobs	0	(1,554,200)
DERS Operating Lump Sum Appropriation	0	(1,725,900)
Vocational Rehabilitation Services	0	(1,246,600)
Independent Living Rehabilitation Svcs	0	(41,000)
DERS Daycare Subsidy	0	(34,896,800)
DERS/Summer Youth Employment	0	0
<i>BENEFITS AND MEDICAL ELIGIBILITY</i>		
DBME Eligibility System Upgrade (ASRP)	0	(860,000)
DBME Operating Lump Sum Appropriation	0	(1,496,500)
DBME TANF Cash Benefits	0	(7,538,700)
DBME Tribal Pass-Thru Funding	0	(265,700)
DBME General Assistance	0	# (316,800)
DBME Tuberculosis Control	0	(20,000)
<i>DEVELOPMENTAL DISABILITIES</i>		
DDD Operating Lump Sum Appropriation	0	(770,700)
DDD Case Management	0	(459,000)
DDD Home And Community Based Services	0	(5,581,600)
DDD Institutional Services	0	(150,000)
DDD State Funded LTC Services	0	0
DDD Arizona Training Program At Coolidge	0	(500,000)
DDD Children's Autism Intensive Behavior	0	0
DDD Children's Autism Intensive-Toddlers	0	0
DDD Arizona Early Intervention Program	0	(1,656,300)

See accompanying notes to financial statements.

<b>LAWS 2009 CH 1 SB 1001 SECTION 6</b>	<b>LAWS 2008 CH 285 HB 2209 SEC 44 &amp; 45</b>	<b>LAWS 2008 CH 285 HB 2209 SEC 46</b>	<b>ALL OTHERS</b>	<b>SUPPLEMENTAL APPROPRIATIONS, MID-YEAR REVERSIONS AND ADJUSTMENTS</b>
0	0	0	0	0
0	0	0	0	0
0	0	0	0	0
0	0	0	0	(350,000)
0	0	0	0	(167,600)
0	0	0	0	(282,300)
0	0	0	(300,000)	(2,361,200)
0	0	0	0	0
0	0	0	0	0
0	0	0	0	0
0	0	0	0	0
0	0	0	(700,000)	(2,917,200)
0	1,600	(8,100)	(1,739,000)	(2,844,300)
0	0	0	0	(500,000)
0	0	0	0	(496,400)
0	0	0	0	(762,500)
0	0	0	0	0
0	0	0	1,500,000	1,500,000
0	0	0	1,250,000	1,197,700
0	0	0	1,200,000	1,200,000
0	0	0	(3,950,000)	(5,903,300)
0	14,300	(74,100)	668,900	(4,842,000)
0	0	0	0	0
0	0	0	(950,000)	(1,070,000)
0	0	0	0	(300,000)
0	3,100	(11,500)	(96,700)	(827,600)
0	200	(800)	0	(600)
0	0	0	0	(5,715,800)
0	0	0	(271,000)	(1,825,200)
0	2,000	(12,500)	423,200	(1,313,200)
0	0	0	0	(1,246,600)
0	0	0	0	(41,000)
0	0	0	(15,000,000)	(49,896,800)
0	0	0	0	0
0	0	0	31,200	(828,800)
0	4,800	(28,000)	3,780,400	2,260,700
0	0	0	12,278,400	4,739,700
0	0	0	980,100	714,400
0	0	0	(200,000)	(516,800)
0	0	0	(4,000)	(24,000)
0	2,000	(8,600)	499,600	(277,700)
0	1,100	(6,400)	(126,300)	(590,600)
0	0	(3,700)	(1,020,800)	(6,606,100)
0	0	0	60,000	(90,000)
0	0	0	1,000,000	1,000,000
0	0	(900)	24,900	(476,000)
0	0	0	0	0
0	0	0	0	0
0	0	0	0	(1,656,300)

See accompanying notes to financial statements.

STATE OF ARIZONA  
GENERAL FUND DETAIL  
SUPPLEMENTAL SCHEDULE DETAIL OF SUPPLEMENTAL APPROPRIATIONS,  
MID-YEAR REVERSIONS, AND ADJUSTMENTS  
BUDGETARY (LEGAL) BASIS  
FOR THE YEAR ENDED JUNE 30, 2009

	LAWS 2008 CH 285 HB 2209 SEC 19	LAWS 2009 CH 1 SB 1001 SEC 3
<i>CHILD SUPPORT ENFORCEMENT</i>		
DCSE Attorney General Legal Services	0	(175,900)
DCSE Operating Lump Sum Appropriation	0	(1,156,300)
DCSE Genetic Testing	0	(50,000)
<i>LONG-TERM CARE SYSTEM</i>		
LTC Medicare Clawback Payments	0	0
LTC Case Management	0	(651,000)
LTC Home And Community Based Services	0	(3,455,000)
LTC Institutional Services	0	(95,000)
LTC Medical Services	0	(700,000)
LTC Az Training Program Coolidge	0	(119,300)
Administrative Adjustments	0	0
<b>Total Agency</b>	<b>\$ 0</b>	<b>\$ (90,403,400)</b>
<b>DEPARTMENT OF ENVIRONMENTAL QUALITY</b>		
Operating Lump Sum Appropriation	\$ (4,154,900)	\$ (2,588,300)
Aquifer Protection Permit Program	0	0
Water Infrastructure Finance Authority	(1,551,900)	0
Drinking Water Revolving Loan Program	(893,200)	0
Counties Travel Deduction Plan	0	(1,500,000)
<b>Total Agency</b>	<b>\$ (6,600,000)</b>	<b>\$ (4,088,300)</b>
<b>ARIZONA HEALTH CARE COST CONTAINMENT SYSTEM</b>		
<i>ADMINISTRATION</i>		
Operating Lump Sum Appropriation	\$ 0	\$ (1,051,000)
Indian Advisory Council	0	0
Doa Data Center Charges	0	0
Des Title Xix Pass Through	0	0
Des Eligibility	0	0
Des Eligibility System Upgrade	0	(1,172,569)
Healthcare Group Admin	0	(2,200,000)
<i>ACUTE CARE</i>		
New	0	0
Critical Access Hospitals	0	0
Capitation	0	(992,600)
Fee For Service	0	(987,500)
Reinsurance	0	0
Medicare Premiums	0	0
Dual Eligible Part D Copay Subsidy/Acute	0	0
Graduate Medical Education	0	(7,000,000)
Disproportionate Share Payments	0	0
Rural Hospital Reimbursement	0	(3,611,100)
Medical Clawback Payments - Acute Care	0	0
Breast and Cervical Cancer	0	0
Ticket To Work	0	0
<i>PROPOSITION 204</i>		
Prop 204 - Capitation	0	(503,200)
Prop 204 Fee-For-Service	0	(434,300)
Prop 204 - County Hold Harmless	0	(4,825,600)
Prop 204-Reinsurance	0	0
Operating Lump Sum Appropriation	0	0
CHIP - Services	0	(1,743,100)
CHIP - Parents	0	(26,900)

See accompanying notes to financial statements.

<b>LAWS 2009 CH 1 SB 1001 SECTION 6</b>	<b>LAWS 2008 CH 285 HB 2209 SEC 44 &amp; 45</b>	<b>LAWS 2008 CH 285 HB 2209 SEC 46</b>	<b>ALL OTHERS</b>	<b>SUPPLEMENTAL APPROPRIATIONS, MID-YEAR REVERSIONS AND ADJUSTMENTS</b>
0	300	(700)	(22,700)	(199,000)
0	1,600	(7,800)	6,900	(1,155,600)
0	0	0	(40,000)	(90,000)
0	0	0	0	0
0	3,300	(18,300)	(111,000)	(777,000)
0	900	(1,400)	(43,895,888)	(47,351,388)
0	300	(1,100)	(6,000)	(101,800)
0	200	(400)	(2,000)	(702,200)
0	1,300	(10,200)	(57,400)	(185,600)
0	0	0	7,542,254	7,542,254
<b>\$ 0</b>	<b>\$ 56,400</b>	<b>\$ (214,500)</b>	<b>\$ (43,422,234)</b>	<b>\$ (133,983,734)</b>
\$ (305,700)	\$ 421,100	\$ (52,200)	\$ 0	\$ (6,680,000)
0	0	0	0	0
0	0	0	0	(1,551,900)
0	0	0	0	(893,200)
0	0	0	0	(1,500,000)
<b>\$ (305,700)</b>	<b>\$ 421,100</b>	<b>\$ (52,200)</b>	<b>\$ 0</b>	<b>\$ (10,625,100)</b>
\$ (702,300)	\$ 7,100	\$ (32,300)	\$ (328,800)	\$ (2,107,300)
0	0	0	0	0
0	0	0	803,500	803,500
(2,600)	0	0	0	(2,600)
0	900	0	2,700,000	2,700,900
0	0	0	10,000	(1,162,569)
0	0	0	0	(2,200,000)
0	0	0	0	0
0	0	0	(121,318)	(121,318)
0	0	0	(121,052,650)	(122,045,250)
0	0	0	(14,503,710)	(15,491,210)
0	0	0	(20,246,470)	(20,246,470)
0	0	0	(6,141,623)	(6,141,623)
0	0	0	1,121,300	1,121,300
0	0	0	2,898,959	(4,101,041)
0	0	0	28,158	28,158
0	0	0	2,500,810	(1,110,290)
0	0	0	(49,660)	(49,660)
0	0	0	(145,110)	(145,110)
0	0	0	(1,292,984)	(1,292,984)
0	0	0	(5,677,852)	(6,181,052)
0	0	0	(9,141,301)	(9,575,601)
0	0	0	0	(4,825,600)
0	0	0	(20,470,456)	(20,470,456)
0	0	0	16,796,100	16,796,100
0	0	0	(5,346,700)	(7,089,800)
0	0	0	(2,383,855)	(2,410,755)

See accompanying notes to financial statements.

**STATE OF ARIZONA  
GENERAL FUND DETAIL  
SUPPLEMENTAL SCHEDULE DETAIL OF SUPPLEMENTAL APPROPRIATIONS,  
MID-YEAR REVERSIONS, AND ADJUSTMENTS  
BUDGETARY (LEGAL) BASIS  
FOR THE YEAR ENDED JUNE 30, 2009**

	LAWS 2008 CH 285 HB 2209 SEC 19	LAWS 2009 CH 1 SB 1001 SEC 3
<i>LONG TERM CARE</i>		
Medical Clawback Payments - LTC	0	0
Dual Eligible Part D Copay Subsidy-LTC	0	0
Long Term Care Board Of Nursing	0	0
Prop204 Admin Oper 100% Fall Expansion	0	(173,900)
Prop 204 Pass Through Admin	0	(127,431)
KidsCare Administration	0	(81,900)
Administrative Adjustments	0	0
<b>Total Agency</b>	<b>\$ 0</b>	<b>\$ (24,931,100)</b>
<b>DEPARTMENT OF HEALTH SERVICES</b>		
<i>ADMINISTRATION</i>		
Operating Lump Sum Appropriation	\$ 0	(238,936)
Attorney General Legal Services	0	0
Assurance And Licensure	0	(350,000)
<i>FAMILY HEALTH</i>		
Reg Ha Dispensers-Audiologists-SI Pathol	0	0
Operating Lump Sum Appropriation	0	(536,653)
Adult Cystic Fibrosis	0	0
Children's Rehabilitative Services	0	(771,400)
Ahcccs-Childrens Rehabilitative Services	0	0
Adult Sickle Cell Anemia	0	(6,600)
Medicaid Special Exemption Payments Chas	0	0
Breast And Cervical Cancer Screening	0	0
High Risk Perinatal Services	0	(1,287,238)
County Prenatal Services Grant	0	(250,000)
<i>PUBLIC HEALTH</i>		
Senior Food Program	0	(424,955)
Laboratory Services	0	(221,000)
Operating Lump Sum Appropriation	0	(329,083)
County Tuberculosis Provider Care & Ctl	0	(242,100)
Vaccines	0	(4,635,329)
Kidney Program	0	0
Std Control Subventions	0	0
Aids Reporting And Surveillance	0	0
Alzheimer Disease Research	0	(1,125,000)
Az Statewide Immunization Info System	0	(95,000)
Hepatitis C Surveillance	0	(152,190)
Diabetes Prevention And Control	0	(36,473)
Renal & Non-Renal Disease Management	0	0
Community Health Centers	0	(2,405,048)
Telemedicine	0	(52,000)
County Public Health	0	0
Loan Repayment	0	(61,430)
Direct Grants	0	(115,075)
Reimbursement To Counties	0	(16,975)
Scorpion Antivenom	0	(30,000)
Poison Control Center Funding	0	(150,500)
U Of A Poison Control Center Funding	0	(249,500)
Teratogen Program	0	(25,000)
Vital Records - Archiving, Cust Svc, Ops	0	0
<i>BEHAVIORAL HEALTH SERVICES</i>		
Operating Lump Sum Appropriation	0	(350,000)

See accompanying notes to financial statements.

<b>LAWS 2009 CH 1 SB 1001 SECTION 6</b>	<b>LAWS 2008 CH 285 HB 2209 SEC 44 &amp; 45</b>	<b>LAWS 2008 CH 285 HB 2209 SEC 46</b>	<b>ALL OTHERS</b>	<b>SUPPLEMENTAL APPROPRIATIONS, MID-YEAR REVERSIONS AND ADJUSTMENTS</b>
0	0	0	0	0
0	0	0	118,227	118,227
0	0	0	0	0
(116,100)	1,200	0	(923,100)	(1,211,900)
(870,600)	600	(44,000)	(2,710,000)	(3,751,431)
(54,800)	500	0	251,900	115,700
0	0	0	52,019,049	52,019,049
<b>\$ (1,746,400)</b>	<b>\$ 10,300</b>	<b>\$ (76,300)</b>	<b>\$ (131,287,587)</b>	<b>\$ (158,031,087)</b>

(203,734)	93,300	\$ 0	(918,000)	\$ (1,267,370)
0	0	0	0	0
(232,423)	2,200	0	(50,000)	(630,223)
0	0	0	0	0
(71,645)	800	0	(200,000)	(807,498)
0	0	0	0	0
0	0	0	0	(771,400)
0	0	0	(4,951,989)	(4,951,989)
(846)	0	0	0	(7,446)
0	0	0	0	0
0	0	0	(332,800)	(332,800)
0	0	0	(200,000)	(1,487,238)
0	0	0	(114,900)	(364,900)
0	0	0	0	0
0	0	0	(100,000)	(524,955)
(81,540)	700	0	0	(301,840)
(148,542)	1,500	0	(445,000)	(921,125)
0	0	0	(200,000)	(442,100)
0	0	0	(2,277,500)	(6,912,829)
0	0	0	(50,500)	(50,500)
0	0	0	(26,300)	(26,300)
0	0	0	0	0
0	0	0	(750,000)	(1,875,000)
(9,538)	100	0	(40,000)	(144,438)
0	100	0	(100,000)	(252,090)
0	0	0	(300,000)	(336,473)
0	0	0	(270,000)	(270,000)
(11,666)	100	0	0	(2,416,614)
0	0	0	0	(52,000)
0	0	0	(200,000)	(200,000)
0	0	0	0	(61,430)
0	0	0	0	(115,075)
0	0	0	0	(16,975)
0	0	0	0	(30,000)
0	0	0	0	(150,500)
0	0	0	0	(249,500)
0	0	0	0	(25,000)
0	0	0	0	0
(17,179)	400	0	(75,000)	(441,779)

See accompanying notes to financial statements.



STATE OF ARIZONA  
GENERAL FUND DETAIL  
SUPPLEMENTAL SCHEDULE DETAIL OF SUPPLEMENTAL APPROPRIATIONS,  
MID-YEAR REVERSIONS, AND ADJUSTMENTS  
BUDGETARY (LEGAL) BASIS  
FOR THE YEAR ENDED JUNE 30, 2009

	LAWS 2008 CH 285 HB 2209 SEC 19	LAWS 2009 CH 1 SB 1001 SEC 3
Prop 204 Administration TXIX Match	0	0
Children's Behavioral Health Services	0	(531,108)
Children's Bh State Match For Title XIX	0	0
Prop 204 Children's Bhs TXIX Match	0	0
Dual Eligible Part D Copay Subsidy	0	(335,808)
Seriously Emotionally Handicapped Child	0	0
Seriously Mentally Ill Non-Title XIX	0	(4,167,002)
Prop 204 SMI TXIX Match	0	0
Seriously Mentally Ill St MCH For T-XIX	0	0
Substance Abuse - Non Title XIX	0	(1,500,000)
Prop 204 GMH/Sa TXIX Match	0	0
Medicare Clawback Payments	0	0
Medicaid Special Exemption Payments Bhs	0	0
Mental Health - Non-Title XIX	0	(500,000)
Mental Hlth & Subst Abuse St MCH T-XIX	0	0
Court Monitoring	0	0
Arnold V. Sarn	0	(1,350,000)
Contract Compliance	0	(673,400)
<i>ARIZONA STATE HOSPITAL</i>		
Operating Lump Sum Appropriation	0	(500,000)
Sexually Violent Persons	0	0
Electronic Medical Records	0	(131,767)
Community Placement Treatment	0	(2,310,930)
Administrative Adjustments	0	0
<b>Total Agency</b>	<b><u>\$ 0</u></b>	<b><u>\$ (26,157,500)</u></b>
 <b>ARIZONA COMMISSION OF INDIAN AFFAIRS</b>		
Operating Lump Sum Appropriation	\$ (5,000)	\$ (23,400)
Administrative Adjustments	0	0
<b>Total Agency</b>	<b><u>\$ (5,000)</u></b>	<b><u>\$ (23,400)</u></b>
 <b>ARIZONA PIONEERS' HOME</b>		
PS/Employee Related Expenses (PS)	\$ (334,000)	\$ (12,200)
PS/Employee Related Expenses (ERE)	(74,000)	(7,100)
All Other Operating Expenditures	(828,000)	(4,700)
<b>Total Agency</b>	<b><u>\$ (1,236,000)</u></b>	<b><u>\$ (24,000)</u></b>
 <b>ARIZONA RANGERS' PENSION</b>		
Operating Lump Sum Appropriation	\$ 0	\$ 0
<b>Total Agency</b>	<b><u>\$ 0</u></b>	<b><u>\$ 0</u></b>
 <b>DEPARTMENT OF VETERANS' SERVICES</b>		
Operating Lump Sum Appropriation	\$ 0	\$ 0
Veterans' Organizations Contracts	0	0
Veterans Benefits Counselors	0	(181,800)
Arizona State Veterans' Home	0	(28,200)
Military Family Relief Fund	0	0
Telemedicine Project	0	0
Southern Arizona Cemetery	0	0
<b>Total Agency</b>	<b><u>\$ 0</u></b>	<b><u>\$ (210,000)</u></b>
 <b>TOTAL HEALTH AND WELFARE</b>	<b><u>\$ (7,841,000)</u></b>	<b><u>\$ (145,837,700)</u></b>

See accompanying notes to financial statements.

<b>LAWS 2009 CH 1 SB 1001 SECTION 6</b>	<b>LAWS 2008 CH 285 HB 2209 SEC 44 &amp; 45</b>	<b>LAWS 2008 CH 285 HB 2209 SEC 46</b>	<b>ALL OTHERS</b>	<b>SUPPLEMENTAL APPROPRIATIONS, MID-YEAR REVERSIONS AND ADJUSTMENTS</b>
0	0	0	0	0
0	0	0	(500,000)	(1,031,108)
0	0	0	(16,417,463)	(16,417,463)
0	0	0	(532,948)	(532,948)
0	0	0	0	(335,808)
0	0	0	(500,000)	(500,000)
0	0	0	(500,000)	(4,667,002)
0	0	0	(4,995,377)	(4,995,377)
0	0	0	(9,281,424)	(9,281,424)
0	0	0	(1,000,000)	(2,500,000)
0	0	0	(1,837,845)	(1,837,845)
0	0	0	0	0
0	0	0	385,000	385,000
0	0	0	0	(500,000)
0	0	0	(4,707,142)	(4,707,142)
0	0	0	0	0
0	0	0	0	(1,350,000)
0	0	0	0	(673,400)
(551,487)	11,800	0	85,150	(954,537)
0	2,100	(232,900)	(218,450)	(449,250)
0	0	0	0	(131,767)
0	0	0	0	(2,310,930)
0	0	0	3,618,340	3,618,340
<b>\$ (1,328,600)</b>	<b>\$ 113,100</b>	<b>\$ (232,900)</b>	<b>\$ (48,004,149)</b>	<b>\$ (75,610,049)</b>
\$ 0	\$ 17,000	\$ (900)	\$ 0	\$ (12,300)
0	0	0	21,999	21,999
<b>\$ 0</b>	<b>\$ 17,000</b>	<b>\$ (900)</b>	<b>\$ 21,999</b>	<b>\$ 9,699</b>
\$ 0	\$ 12,200	\$ 0	\$ 0	\$ (334,000)
0	7,100	0	0	(74,000)
0	4,700	0	0	(828,000)
<b>\$ 0</b>	<b>\$ 24,000</b>	<b>\$ 0</b>	<b>\$ 0</b>	<b>\$ (1,236,000)</b>
\$ 0	\$ 0	\$ 0	\$ 0	\$ 0
<b>\$ 0</b>	<b>\$ 0</b>	<b>\$ 0</b>	<b>\$ 0</b>	<b>\$ 0</b>
\$ 0	\$ 89,700	\$ 0	\$ 0	\$ 89,700
0	0	0	0	0
0	82,200	0	0	(99,600)
(218,000)	0	0	0	(246,200)
0	0	0	0	0
0	0	0	0	0
0	7,000	0	0	7,000
<b>\$ (218,000)</b>	<b>\$ 178,900</b>	<b>\$ 0</b>	<b>\$ 0</b>	<b>\$ (249,100)</b>
<b>\$ (3,598,700)</b>	<b>\$ 820,800</b>	<b>\$ (576,800)</b>	<b>\$ (222,691,971)</b>	<b>\$ (379,725,371)</b>

See accompanying notes to financial statements.

STATE OF ARIZONA  
GENERAL FUND DETAIL  
SUPPLEMENTAL SCHEDULE DETAIL OF SUPPLEMENTAL APPROPRIATIONS,  
MID-YEAR REVERSIONS, AND ADJUSTMENTS  
BUDGETARY (LEGAL) BASIS  
FOR THE YEAR ENDED JUNE 30, 2009

	LAWS 2008 CH 285 HB 2209 SEC 19	LAWS 2009 CH 1 SB 1001 SEC 3
<b>INSPECTION AND REGULATION</b>		
<b>RADIATION REGULATORY AGENCY</b>		
Operating Lump Sum Appropriation	\$ (522,900)	\$ (116,300)
GF Transfer To Neff's 1037	0	0
Administrative Adjustments	0	0
<b>Total Agency</b>	<b>\$ (522,900)</b>	<b>\$ (116,300)</b>
<b>ARIZONA DEPARTMENT OF AGRICULTURE</b>		
Operating Lump Sum Appropriation	\$ (1,100,000)	\$ (1,164,000)
Animal Damage Control	0	0
Red Imported Fire Ant	0	0
Agricultural Employment Relations Board	0	0
Administrative Adjustments	0	0
<b>Total Agency</b>	<b>\$ (1,100,000)</b>	<b>\$ (1,164,000)</b>
<b>STATE DEPARTMENT OF FINANCIAL INSTITUTIONS</b>		
Operating Lump Sum Appropriation	\$ 0	\$ (380,900)
Administrative Adjustments	0	0
<b>Total Agency</b>	<b>\$ 0</b>	<b>\$ (380,900)</b>
<b>ARIZONA STATE BOARD OF NURSING</b>		
CNA Fingerprinting	\$ 0	\$ (69,700)
<b>Total Agency</b>	<b>\$ 0</b>	<b>\$ (69,700)</b>
<b>COSMETOLOGY BOARD</b>		
Operating Lump Sum Appropriation	\$ 0	\$ 0
<b>Total Agency</b>	<b>\$ 0</b>	<b>\$ 0</b>
<b>CORPORATION COMMISSION</b>		
Operating Lump Sum Appropriation	\$ (1,092,000)	\$ (428,100)
Railroad Warning Systems	0	0
Administrative Adjustments	0	0
<b>Total Agency</b>	<b>\$ (1,092,000)</b>	<b>\$ (428,100)</b>
<b>OCCUPATIONAL SAFETY AND HEALTH REVIEW BOARD</b>		
Operating Lump Sum Appropriation FY98 - 99	\$ 0	\$ 0
Operating Lump Sum Appropriation FY04 - 05	0	0
Lump Sum Appropriation FY03 - 04	0	0
Lump Sum Appropriation FY02 - 03	0	0
Lump Sum Appropriation FY00 - 01	0	0
Lump Sum Appropriation FY99 - 00	0	0
<b>Total Agency</b>	<b>\$ 0</b>	<b>\$ 0</b>
<b>DEPARTMENT OF INSURANCE</b>		
Operating Lump Sum Appropriation	\$ (435,500)	\$ (562,451)
Managed Care And Dental Plan Oversight	0	(174,549)
<b>Total Agency</b>	<b>\$ (435,500)</b>	<b>\$ (737,000)</b>
<b>DEPARTMENT OF LIQUOR LICENSES AND CONTROL</b>		
Operating Lump Sum Appropriation	\$ (212,000)	\$ (347,500)
Improvement Of Data Processing System	0	0
<b>Total Agency</b>	<b>\$ (212,000)</b>	<b>\$ (347,500)</b>

See accompanying notes to financial statements.

LAWS 2009 CH 1 SB 1001 SECTION 6	LAWS 2008 CH 285 HB 2209 SEC 44 & 45	LAWS 2008 CH 285 HB 2209 SEC 46	ALL OTHERS	SUPPLEMENTAL APPROPRIATIONS, MID-YEAR REVERSIONS AND ADJUSTMENTS
\$ (55,300) 0 0 <u>\$ (55,300)</u>	\$ 64,100 0 0 <u>\$ 64,100</u>	\$ (6,600) 0 0 <u>\$ (6,600)</u>	\$ 0 612,548 1,233 <u>\$ 613,781</u>	\$ (637,000) 612,548 1,233 <u>\$ (23,219)</u>
\$ (308,600) 0 0 0 0 <u>\$ (308,600)</u>	\$ 659,500 0 0 0 0 <u>\$ 659,500</u>	\$ (36,600) 0 0 0 0 <u>\$ (36,600)</u>	\$ 0 0 0 0 23,325 <u>\$ 23,325</u>	\$ (1,949,700) 0 0 0 0 23,325 <u>\$ (1,926,375)</u>
\$ (123,500) 0 <u>\$ (123,500)</u>	\$ 18,700 0 <u>\$ 18,700</u>	\$ (16,200) 0 <u>\$ (16,200)</u>	\$ 0 209 <u>\$ 209</u>	\$ (501,900) 209 <u>\$ (501,691)</u>
\$ 0 <u>\$ 0</u>	\$ 1,300 <u>\$ 1,300</u>	\$ 0 <u>\$ 0</u>	\$ 0 <u>\$ 0</u>	\$ (68,400) <u>\$ (68,400)</u>
\$ 0 <u>\$ 0</u>	\$ 0 <u>\$ 0</u>	\$ 0 <u>\$ 0</u>	\$ 0 <u>\$ 0</u>	\$ 0 <u>\$ 0</u>
\$ (147,500) 0 0 <u>\$ (147,500)</u>	\$ 364,800 0 0 <u>\$ 364,800</u>	\$ (23,600) 0 0 <u>\$ (23,600)</u>	\$ 0 0 714 <u>\$ 714</u>	\$ (1,326,400) 0 714 <u>\$ (1,325,686)</u>
\$ 0 0 0 0 0 0 <u>\$ 0</u>	\$ 0 0 0 0 0 0 <u>\$ 0</u>	\$ 0 0 0 0 0 0 <u>\$ 0</u>	\$ 0 0 0 0 0 0 <u>\$ 0</u>	\$ 0 0 0 0 0 0 <u>\$ 0</u>
\$ 0 (215,900) <u>\$ (215,900)</u>	\$ 467,800 0 <u>\$ 467,800</u>	\$ (28,400) 0 <u>\$ (28,400)</u>	\$ (252,200) 252,200 <u>\$ 0</u>	\$ (810,751) (138,249) <u>\$ (949,000)</u>
\$ (95,500) 0 <u>\$ (95,500)</u>	\$ 161,000 0 <u>\$ 161,000</u>	\$ (8,300) 0 <u>\$ (8,300)</u>	\$ 0 0 <u>\$ 0</u>	\$ (502,300) 0 <u>\$ (502,300)</u>

See accompanying notes to financial statements.

STATE OF ARIZONA  
GENERAL FUND DETAIL  
SUPPLEMENTAL SCHEDULE DETAIL OF SUPPLEMENTAL APPROPRIATIONS,  
MID-YEAR REVERSIONS, AND ADJUSTMENTS  
BUDGETARY (LEGAL) BASIS  
FOR THE YEAR ENDED JUNE 30, 2009

	LAWS 2008 CH 285 HB 2209 SEC 19	LAWS 2009 CH 1 SB 1001 SEC 3
<b>STATE MINE INSPECTOR</b>		
Operating Lump Sum Appropriation	\$ 0	\$ (62,400)
Abandoned Mine Safety Deposit From GF	0	0
Administrative Adjustments	0	0
<b>Total Agency</b>	<b><u>\$ 0</u></b>	<b><u>\$ (62,400)</u></b>
<b>DEPARTMENT OF FIRE, BUILDING AND LIFE SAFETY</b>		
Operating Lump Sum Appropriation	\$ (300,000)	\$ (358,700)
<b>Total Agency</b>	<b><u>\$ (300,000)</u></b>	<b><u>\$ (358,700)</u></b>
<b>ARIZONA DEPARTMENT OF RACING</b>		
Operating Lump Sum Appropriation	\$ (217,600)	\$ (262,300)
Administrative Adjustments	0	0
<b>Total Agency</b>	<b><u>\$ (217,600)</u></b>	<b><u>\$ (262,300)</u></b>
<b>REAL ESTATE DEPARTMENT</b>		
Operating Lump Sum Appropriation	\$ (461,000)	\$ (423,700)
Administrative Adjustments	0	0
<b>Total Agency</b>	<b><u>\$ (461,000)</u></b>	<b><u>\$ (423,700)</u></b>
<b>DEPARTMENT OF WEIGHTS AND MEASURES</b>		
Operating Lump Sum Appropriation	\$ (100,000)	\$ (159,400)
Administrative Adjustments	0	0
<b>Total Agency</b>	<b><u>\$ (100,000)</u></b>	<b><u>\$ (159,400)</u></b>
<b>TOTAL INSPECTION AND REGULATION</b>	<b><u>\$ (4,441,000)</u></b>	<b><u>\$ (4,510,000)</u></b>
<b>EDUCATION</b>		
<b>ARIZONA STATE UNIVERSITY</b>		
Operating Lump Sum Appropriation - Main	\$ 0	\$ (52,235,900)
Biomedical Informatics	0	0
Research Infrastructure Lapp-Polytechnic	0	0
Research Infrastructure Lease-Purch Pymt	0	0
Operating Lump Sum Appropriation-East	0	(4,017,400)
Operating Lump Sum Appropriation-West	0	(7,020,500)
Downtown Phoenix Campus	0	0
<b>Total Agency</b>	<b><u>\$ 0</u></b>	<b><u>\$ (63,273,800)</u></b>
<b>BOARD OF REGENTS</b>		
Western Interstate Commission Office	\$ 0	\$ 0
Wiche Student Subsidies	0	(128,400)
Operating Lump Sum Appropriation	0	(60,000)
Student Financial Assistance	0	0
Math And Science Teacher Initiative	0	(1,630,000)
Az Transfer Articulation Support System	0	0
Arizona Teachers Incentive Program	0	0
Administrative Adjustments	0	0
<b>Total Agency</b>	<b><u>\$ 0</u></b>	<b><u>\$ (1,818,400)</u></b>

See accompanying notes to financial statements.

LAWS 2009 CH 1 SB 1001 SECTION 6	LAWS 2008 CH 285 HB 2209 SEC 44 & 45	LAWS 2008 CH 285 HB 2209 SEC 46	ALL OTHERS	SUPPLEMENTAL APPROPRIATIONS, MID-YEAR REVERSIONS AND ADJUSTMENTS
\$ (38,500) 0 0	\$ 8,400 0	\$ (4,800) 0	\$ 0 0 7,173	\$ (97,300) 0 7,173
<b>\$ (38,500)</b>	<b>\$ 8,400</b>	<b>\$ (4,800)</b>	<b>\$ 7,173</b>	<b>\$ (90,127)</b>
\$ (99,800)	\$ 133,400	\$ (10,600)	\$ 0	\$ (635,700)
<b>\$ (99,800)</b>	<b>\$ 133,400</b>	<b>\$ (10,600)</b>	<b>\$ 0</b>	<b>\$ (635,700)</b>
\$ (80,800) 0	\$ 103,800 0	\$ (10,800) 0	\$ 0 132	\$ (467,700) 132
<b>\$ (80,800)</b>	<b>\$ 103,800</b>	<b>\$ (10,800)</b>	<b>\$ 132</b>	<b>\$ (467,568)</b>
\$ (126,100) 0	\$ 275,100 0	\$ (16,100) 0	\$ 0 6,924	\$ (751,800) 6,924
<b>\$ (126,100)</b>	<b>\$ 275,100</b>	<b>\$ (16,100)</b>	<b>\$ 6,924</b>	<b>\$ (744,876)</b>
\$ (46,300) 0	\$ 59,500 0	\$ (6,100) 0	\$ 0 1,231	\$ (252,300) 1,231
<b>\$ (46,300)</b>	<b>\$ 59,500</b>	<b>\$ (6,100)</b>	<b>\$ 1,231</b>	<b>\$ (251,069)</b>
<b>\$ (1,337,800)</b>	<b>\$ 2,317,400</b>	<b>\$ (168,100)</b>	<b>\$ 653,488</b>	<b>\$ (7,486,012)</b>
\$ 0 0 0 0 0 0 0 0	\$ 81,100 0 0 0 13,300 26,200 0	\$ (1,299,500) 0 0 0 (95,400) (142,800) 0	\$ (43,497,764) (476,079) 773,948 11,440,429 (4,171,107) (8,426,016) (9,119,891)	\$ (96,952,064) (476,079) 773,948 11,440,429 (8,270,607) (15,563,116) (9,119,891)
<b>\$ 0</b>	<b>\$ 120,600</b>	<b>\$ (1,537,700)</b>	<b>\$ (53,476,480)</b>	<b>\$ (118,167,380)</b>
\$ 0 0 0 0 0 0 0 0	\$ 0 0 0 0 0 0 0	\$ 0 0 0 0 (5,600) 0 0 0	\$ 4,000 (4,000) 0 0 (250,000) 0 0 2,207,082	\$ 4,000 (132,400) (60,000) 0 (1,885,600) 0 0 2,207,082
<b>\$ 0</b>	<b>\$ 0</b>	<b>\$ (5,600)</b>	<b>\$ 1,957,082</b>	<b>\$ 133,082</b>

See accompanying notes to financial statements.

**STATE OF ARIZONA  
GENERAL FUND DETAIL  
SUPPLEMENTAL SCHEDULE DETAIL OF SUPPLEMENTAL APPROPRIATIONS,  
MID-YEAR REVERSIONS, AND ADJUSTMENTS  
BUDGETARY (LEGAL) BASIS  
FOR THE YEAR ENDED JUNE 30, 2009**

	<b>LAWS 2008</b>	<b>LAWS 2009</b>
	<b>CH 285</b>	<b>CH 1</b>
	<b>HB 2209</b>	<b>SB 1001</b>
	<b>SEC 19</b>	<b>SEC 3</b>
<b>STATE BOARD FOR CHARTER SCHOOLS</b>		
Operating Lump Sum Appropriation	\$ (262,400)	\$ (82,900)
Administrative Adjustments	0	0
<b>Total Agency</b>	<b>\$ (262,400)</b>	<b>\$ (82,900)</b>
 <b>DEPARTMENT OF EDUCATION</b>		
<i>ADMINISTRATION</i>		
Operating Lump Sum - Administration	\$ 0	\$ (144,352)
Achievement Testing - Prop 301	0	0
Achievement Testing - Prop 301 FY07-08	0	0
Achievement Testing	0	(5,889)
Teacher Certification	0	0
<i>ASSISTANCE TO SCHOOLS</i>		
<i>FORMULA PROGRAMS</i>		
Basic State Aid Entitlement	0	0
Basic State Aid Deferred Payment FY08	0	0
Basic State Aid Reduced Apportion Costs	0	0
Aims Intervention;Dropout Prevention	0	0
Operating Lump Sum - Formula Programs	0	0
Additional State Aid To Schools	0	0
Other State Aid To Districts '07	0	0
Special Education Fund	0	0
<i>NON-FORMULA PROGRAMS</i>		
Non-Formula Programs-Operating '09	0	0
Non-Formula Programs-Operating '09	0	0
School Accountability-Sch Safety Prop301	0	(245,060)
School Accountability-Sch Safety Prop301 FY07 - 08	0	0
School Accountability Fund - Prop 301	0	0
School Accountability Fund - Prop 301 FY07 - 08	0	0
School Accountability - Prop 301	0	0
School Accountability Fund - Prop 301	0	0
Character Education - Prop 301 FY08 - 09	0	0
Character Education - Prop 301 FY07 - 08	0	0
Character Education FY06 - 07	0	0
Character Education FY05 - 06	0	0
Additional School Days-Prop301 FY08 - 09	0	0
Additional School Days-Prop301 FY07 - 08	0	0
School Accountability	0	0
Cash Transfer To General Fund	0	0
Cash Transfer To General Fund	0	0
<i>STATE BOARD OF EDUCATION</i>		
Operating Lump Sum Appropriation	0	(260,568)
Operating Lump Sum Appropriation	0	0
Math And Science Initiatives	0	(1,863,324)
Math And Science Initiatives FY07 - 08	0	0
Employee Discipline&Risk Mgmt Techniques	0	0
Reading First Initiative	0	0
English Learner Classroom Bonus Fund FY03-04	0	(135,737)
English Learner Classroom Bonus Fund FY02-03	0	(9,017)
English Learner Instruction FY04 - 05	0	(11,834)
English Learner Material	0	(24,159)
English Learner Teacher FY04 - 05	0	(325,910)
English Learner Teacher FY03 - 04	0	(215,907)

See accompanying notes to financial statements.

LAWS 2009 CH 1 SB 1001 SECTION 6	LAWS 2008 CH 285 HB 2209 SEC 44 & 45	LAWS 2008 CH 285 HB 2209 SEC 46	ALL OTHERS	SUPPLEMENTAL APPROPRIATIONS, MID-YEAR REVERSIONS AND ADJUSTMENTS
\$ (22,600)	\$ 43,000	\$ (2,900)	\$ 0	\$ (327,800)
0	0	0	298,408	298,408
<b>\$ (22,600)</b>	<b>\$ 43,000</b>	<b>\$ (2,900)</b>	<b>\$ 298,408</b>	<b>\$ (29,392)</b>
\$ (192,458)	\$ 61,300	\$ (869)	\$ (293,666)	\$ (570,045)
0	0	0	0	0
0	0	0	0	0
(7,094)	0	0	(9,346)	(22,329)
0	0	0	(22,600)	(22,600)
0	0	0	(349,029,316)	(349,029,316)
0	0	0	272,000,000	272,000,000
0	0	0	627,700	627,700
0	0	0	0	0
(94,375)	500	(6,326)	4,895,081	4,794,880
0	0	0	(84,814,984)	(84,814,984)
0	0	0	0	0
0	0	0	5,000,000	5,000,000
0	0	0	0	0
0	0	0	0	0
0	200	(3,243)	(686,730)	(689,773)
0	0	0	8,045,060	7,800,000
0	0	0	0	0
0	0	0	0	0
0	0	0	0	0
0	0	0	0	0
0	0	0	0	0
0	0	0	200,000	200,000
0	0	0	0	0
0	0	0	0	0
0	0	0	0	0
0	0	0	0	0
0	0	0	86,280,500	86,280,500
0	0	0	0	0
0	0	0	0	0
0	0	0	78,700	78,700
0	0	0	0	0
(13,751)	0	0	100	(274,219)
0	100	0	0	100
0	0	0	(3,163)	(1,866,487)
0	0	(3,163)	1,872,456	1,869,293
0	0	0	0	0
0	0	0	0	0
0	0	0	0	(135,737)
0	0	0	0	(9,017)
0	0	0	0	(11,834)
0	0	0	0	(24,159)
0	0	0	(956,400)	(1,282,310)
0	0	0	0	(215,907)

See accompanying notes to financial statements.



STATE OF ARIZONA  
GENERAL FUND DETAIL  
SUPPLEMENTAL SCHEDULE DETAIL OF SUPPLEMENTAL APPROPRIATIONS,  
MID-YEAR REVERSIONS, AND ADJUSTMENTS  
BUDGETARY (LEGAL) BASIS  
FOR THE YEAR ENDED JUNE 30, 2009

	LAWS 2008 CH 285 HB 2209 SEC 19	LAWS 2009 CH 1 SB 1001 SEC 3
English Learner Teacher FY02 - 03	0	(31,694)
English Language Acquisition FY08 - 09	0	0
English Language Acquisition FY06 - 07	0	(1,465,551)
Small Pass-Through Programs	0	0
Compensatory Instruction Fund Deposit	0	0
Statewide Compensatory Instruction Fund	0	(980,465)
English Language Instruction FY08 - 09	0	0
Adult Education Assistance	0	(224,928)
Chemical Abuse	0	(47,260)
Extended School Year	0	0
Family Literacy	0	(35,175)
Gifted Support	0	(262,721)
School Safety Program	0	(427,016)
School Safety Program FY07 - 08	0	0
School Safety Program FY06 - 07	0	0
Optional Performance Incentive Programs	0	(120,000)
Parental Choice For Reading Success	0	(1,000,000)
English Learner Classroom Bonus Fund FY04-05	0	(248,719)
State Block Grant For Early Childhd Edu	0	(1,087,595)
State Block Grt For Vocational Education	0	(409,121)
Vocational Education Extended Year	0	0
Administrative Adjustments	0	0
<b>Total Agency</b>	<b>\$ 0</b>	<b>\$ (9,582,000)</b>
 <b>ARIZONA HISTORICAL SOCIETY</b>		
Operating Lump Sum Appropriation	\$ (65,000)	\$ (313,100)
Papago Park Museum	0	(11,000)
Field Services And Grants	(15,000)	0
<b>Total Agency</b>	<b>\$ (80,000)</b>	<b>\$ (324,100)</b>
 <b>ARIZONA COMMISSION ON THE ARTS</b>		
Operating Lump Sum Appropriation	\$ 0	\$ 0
Community Service Projects	(200,000)	(402,300)
<b>Total Agency</b>	<b>\$ (200,000)</b>	<b>\$ (402,300)</b>
 <b>BOARD OF MEDICAL STUDENT LOANS</b>		
Medical Student Financial Assistance	\$ (379,000)	\$ 0
<b>Total Agency</b>	<b>\$ (379,000)</b>	<b>\$ 0</b>
 <b>NORTHERN ARIZONA UNIVERSITY</b>		
Operating Lump Sum Appropriation	\$ 0	\$ (21,288,300)
Teacher Training	0	0
Research Infrastructure Lease-Purch Pymt	0	0
NAU - Yuma	0	0
<b>Total Agency</b>	<b>\$ 0</b>	<b>\$ (21,288,300)</b>
 <b>COMMISSION FOR POSTSECONDARY EDUCATION</b>		
Leveraging Educational Assistance Prtshp	\$ 0	\$ 0
Case Managers	(100,000)	0
Postsecondary Education Grant Program	(2,550,000)	0
Priv Postsecondary Ed Stu Fin Asst Prog	(400,000)	0
<b>Total Agency</b>	<b>\$ (3,050,000)</b>	<b>\$ 0</b>

See accompanying notes to financial statements.

LAWS 2009 CH 1 SB 1001 SECTION 6	LAWS 2008 CH 285 HB 2209 SEC 44 & 45	LAWS 2008 CH 285 HB 2209 SEC 46	ALL OTHERS	SUPPLEMENTAL APPROPRIATIONS, MID-YEAR REVERSIONS AND ADJUSTMENTS
0	0	0	0	(31,694)
(73,887)	400	0	(220,097)	(293,584)
0	0	0	0	(1,465,551)
0	0	0	(125,200)	(125,200)
0	0	0	0	0
0	0	0	0	(980,465)
0	0	0	41,300,133	41,300,133
(11,974)	100	0	0	(236,802)
(5,783)	0	0	(9,000)	(62,043)
	0	0	0	0
(1,825)	0	(633)	(2,629)	(40,262)
(4,427)	100	0	(8,444)	(275,492)
(6,172)	0	0	(9,573)	(442,761)
0	0	0	0	0
0	0	0	0	0
0	0	0	0	(120,000)
0	0	0	0	(1,000,000)
0	0	0	0	(248,719)
(11,153)	100	(1,866)	(19,056)	(1,119,570)
(70,401)	500	0	409,121	(69,901)
0	0	0	(409,121)	(409,121)
0	0	0	48,474,168	48,474,168
<b>\$ (493,300)</b>	<b>\$ 63,300</b>	<b>\$ (16,100)</b>	<b>\$ 32,563,693</b>	<b>\$ 22,535,593</b>
\$ 0	\$ 123,200	\$ (11,100)	\$ 0	\$ (266,000)
(89,000)	0	0	0	(100,000)
0	0	0	0	(15,000)
<b>\$ (89,000)</b>	<b>\$ 123,200</b>	<b>\$ (11,100)</b>	<b>\$ 0</b>	<b>\$ (381,000)</b>
\$ (20,900)	\$ 45,900	\$ (3,200)	\$ 0	\$ 21,800
0	0	0	0	(602,300)
<b>\$ (20,900)</b>	<b>\$ 45,900</b>	<b>\$ (3,200)</b>	<b>\$ 0</b>	<b>\$ (580,500)</b>
\$ 0	\$ 0	\$ 0	\$ 0	\$ (379,000)
<b>\$ 0</b>	<b>\$ 0</b>	<b>\$ 0</b>	<b>\$ 0</b>	<b>\$ (379,000)</b>
\$ 0	\$ 68,900	\$ (426,600)	\$ (20,958,908)	\$ (42,604,908)
0	0	0	(333,600)	(333,600)
0	0	0	4,916,666	4,916,666
0	0	0	(414,918)	(414,918)
<b>\$ 0</b>	<b>\$ 68,900</b>	<b>\$ (426,600)</b>	<b>\$ (16,790,760)</b>	<b>\$ (38,436,760)</b>
\$ 0	\$ 0	\$ 0	\$ 0	\$ 0
0	0	0	0	(100,000)
0	0	0	0	(2,550,000)
(7,700)	6,600	0	0	(401,100)
<b>\$ (7,700)</b>	<b>\$ 6,600</b>	<b>\$ 0</b>	<b>\$ 0</b>	<b>\$ (3,051,100)</b>

See accompanying notes to financial statements.

STATE OF ARIZONA  
GENERAL FUND DETAIL  
SUPPLEMENTAL SCHEDULE DETAIL OF SUPPLEMENTAL APPROPRIATIONS,  
MID-YEAR REVERSIONS, AND ADJUSTMENTS  
BUDGETARY (LEGAL) BASIS  
FOR THE YEAR ENDED JUNE 30, 2009

	LAWS 2008 CH 285 HB 2209 SEC 19	LAWS 2009 CH 1 SB 1001 SEC 3
<b>PRESCOTT HISTORICAL SOCIETY OF ARIZONA</b>		
Operating Lump Sum Appropriation	\$ (15,000)	\$ (76,300)
<b>Total Agency</b>	<b><u>\$ (15,000)</u></b>	<b><u>\$ (76,300)</u></b>
<b>ARIZONA STATE SCHOOLS FOR THE DEAF AND THE BLIND</b>		
Operating Lump Sum - Tucson	\$ 0	\$ 0
School Bus Replacement-Tucson	0	(276,700)
Operating Lump Sum - Phoenix	0	0
School Bus Replacement-Phoenix	0	(461,300)
Operating Lump Sum-Regional Cooperatives	0	0
Operating Lump Sum - Preschool/Outreach	0	0
Administrative Adjustments	0	0
<b>Total Agency</b>	<b><u>\$ 0</u></b>	<b><u>\$ (738,000)</u></b>
<b>SCHOOL FACILITIES BOARD</b>		
Operating Lump Sum Appropriation	\$ 0	\$ (394,900)
New School Facilities	0	0
Building Renewal Grant	0	0
Full Day Kindergarten Capital Grants	0	0
New School Facilities Debt Service	0	0
<b>Total Agency</b>	<b><u>\$ 0</u></b>	<b><u>\$ (394,900)</u></b>
<b>UNIVERSITY OF ARIZONA</b>		
Liver Research Institute	\$ 0	\$ (21,700)
Operating Lump Sum-Main Campus	0	(49,792,500)
Research Infrastructure Facilities	0	0
Agriculture	0	(1,446,700)
Arizona Cooperative Extension	0	(482,300)
Sierra Vista Campus	0	(223,900)
Operating Lump Sum-Health Sciences Ctr	0	(1,970,600)
Clinical Teaching Support	0	(519,200)
Telemedicine Network	0	(95,100)
Clinical Rural Rotation	0	(17,600)
Phoenix Medical Campus	0	(549,900)
<b>Total Agency</b>	<b><u>\$ 0</u></b>	<b><u>\$ (55,119,500)</u></b>
<b>TOTAL EDUCATION</b>	<b><u>\$ (3,986,400)</u></b>	<b><u>\$ (153,100,500)</u></b>
<b>PROTECTION AND SAFETY</b>		
<b>STATE DEPARTMENT OF CORRECTIONS</b>		
All Other PS and ERE (PS)	\$ 0	\$ 0
All Other PS and ERE (ERE)	0	0
Correctional Officer PS and ERE (PS)	0	0
Correctional Officer PS and ERE (ERE)	0	0
Health Care PS and ERE (ERE)	0	0
Health Care PS and ERE (PS)	0	0
Non-Health Care All Other Operating Exp	0	0
Non-Health Care All Other Operating Exp FY06 - 07	0	0
All Other Operating Expenditures	0	0
Overtime Compensatory Time	0	0
Private Prison Per Diem	0	0
County Jail Beds	0	0

See accompanying notes to financial statements.

LAWS 2009 CH 1 SB 1001 SECTION 6	LAWS 2008 CH 285 HB 2209 SEC 44 & 45	LAWS 2008 CH 285 HB 2209 SEC 46	ALL OTHERS	SUPPLEMENTAL APPROPRIATIONS, MID-YEAR REVERSIONS AND ADJUSTMENTS
\$ (23,400)	\$ 46,900	\$ (3,100)	\$ 0	\$ (70,900)
<b>\$ (23,400)</b>	<b>\$ 46,900</b>	<b>\$ (3,100)</b>	<b>\$ 0</b>	<b>\$ (70,900)</b>
\$ 0	\$ 1,394,300	\$ 0	\$ (1,349,500)	\$ 44,800
0	0	0	0	(276,700)
0	0	0	(1,489,000)	(1,489,000)
0	0	0	0	(461,300)
0	0	(63,900)	3,853,365	3,789,465
0	0	0	(1,014,865)	(1,014,865)
0	0	0	1,535,873	1,535,873
<b>\$ 0</b>	<b>\$ 1,394,300</b>	<b>\$ (63,900)</b>	<b>\$ 1,535,873</b>	<b>\$ 2,128,273</b>
\$ (56,800)	\$ 10,700	\$ (6,300)	\$ 117,000	\$ (330,300)
0	0	0	117,000,000	117,000,000
0	0	0	0	0
0	0	0	0	0
0	0	0	(117,000)	(117,000)
<b>\$ (56,800)</b>	<b>\$ 10,700</b>	<b>\$ (6,300)</b>	<b>\$ 117,000,000</b>	<b>\$ 116,552,700</b>
\$ 0	\$ 0	\$ 0	\$ (98,617)	\$ (120,317)
0	137,100	(1,032,400)	(35,940,974)	(86,628,774)
0	0	0	14,253,000	14,253,000
0	0	0	(6,174,750)	(7,621,450)
0	0	0	(2,268,584)	(2,750,884)
0	0	0	(709,167)	(933,067)
0	0	(244,300)	(9,345,767)	(11,560,667)
0	0	0	(1,775,850)	(2,295,050)
0	0	0	(413,517)	(508,617)
0	0	0	(160,900)	(178,500)
0	0	0	(2,222,634)	(2,772,534)
<b>\$ 0</b>	<b>\$ 137,100</b>	<b>\$ (1,276,700)</b>	<b>\$ (44,857,760)</b>	<b>\$ (101,116,860)</b>
<b>\$ (713,700)</b>	<b>\$ 2,060,500</b>	<b>\$ (3,353,200)</b>	<b>\$ 38,230,056</b>	<b>\$ (120,863,244)</b>
\$ 0	\$ 620,722	\$ (201,100)	\$ (5,965,842)	\$ (5,546,220)
0	0	0	(1,834,758)	(1,834,758)
0	2,450,141	0	7,183,859	9,634,000
0	0	0	14,954,241	14,954,241
0	0	0	1,620,737	1,620,737
0	247,737	0	1,652,863	1,900,600
0	154,300	0	3,350,800	3,505,100
0	0	0	0	0
0	0	0	90,790	90,790
0	0	0	(14,472,700)	(14,472,700)
0	0	0	580,600	580,600
0	0	0	(59,600)	(59,600)

See accompanying notes to financial statements.

STATE OF ARIZONA  
GENERAL FUND DETAIL  
SUPPLEMENTAL SCHEDULE DETAIL OF SUPPLEMENTAL APPROPRIATIONS,  
MID-YEAR REVERSIONS, AND ADJUSTMENTS  
BUDGETARY (LEGAL) BASIS  
FOR THE YEAR ENDED JUNE 30, 2009

	LAWS 2008 CH 285 HB 2209 SEC 19	LAWS 2009 CH 1 SB 1001 SEC 3
Provisional Beds	0	(21,851,900)
Electronic Monitoring Of Sex Offenders	0	0
Health Care All Other Operating Exp	0	0
Health Care All Other Operating Exp FY06 - 07	0	0
Administrative Adjustments	0	0
<b>Total Agency</b>	<b>\$ 0</b>	<b>\$ (21,851,900)</b>
 <b>DEPARTMENT OF JUVENILE CORRECTIONS</b>		
Operating Lump Sum Appropriation	\$ 0	\$ (2,500,000)
Administrative Adjustments	0	0
<b>Total Agency</b>	<b>\$ 0</b>	<b>\$ (2,500,000)</b>
 <b>ARIZONA CRIMINAL JUSTICE COMMISSION</b>		
Criminal Justice Information Systems	\$ (800,000)	\$ 0
Methamphetamine Interdiction	(2,000,000)	0
Operating Lump Sum Appropriation	(130,000)	(117,200)
Rural State Aid To County Attorneys	0	0
Rural State Aid To Indigent Defense	0	0
Administrative Adjustments	0	0
<b>Total Agency</b>	<b>\$ (2,930,000)</b>	<b>\$ (117,200)</b>
 <b>LAW ENFORCEMENT MERIT SYSTEM</b>		
Operating Lump Sum Appropriation	\$ (2,000)	\$ 0
<b>Total Agency</b>	<b>\$ (2,000)</b>	<b>\$ 0</b>
 <b>DEPARTMENT OF EMERGENCY AND MILITARY AFFAIRS</b>		
<i>ADMINISTRATION</i>		
Operating Lump Sum - Administration	\$ 0	\$ (245,109)
<i>EMERGENCY MANAGEMENT</i>		
Operating Lump Sum-Emergency Management	0	(50,000)
<i>MILITARY AFFAIRS</i>		
Emergency Management 2-1-1 Services	0	(73,048)
Operating Lump Sum - Military Affairs	0	(285,000)
Service Contracts	0	0
Military Gift Package Postage	0	(50,000)
Nuclear Emergency Management Fund	0	0
Nuclear Emergency Mgmt Fund Maricopa	0	0
Nuclear Emergency Mgmt Fund Buckeye	0	0
Uniform And Equipment Allowances	0	(115,043)
Project Challenge Program	0	0
Guardsmen Tuition Reimbursement	(200,000)	(496,000)
Project Challenge Construction FY07 - 08	0	0
Project Challenge Construction FY06 - 07	0	0
Project Challenge Construction FY05 - 06	0	0
La Paz/Maricopa Counties Storm Emergency FY03 - 04	0	0
La Paz/Maricopa Counties Storm Emergency FY01 - 02	0	0
Navajo, Gila & Coconino Cts Rodeo Fire	0	0
Aspen Fire Emergency	0	0
Mitigation Projects 2004 Emergency Funds	0	0
<i>GOVERNOR'S EMERGENCY PROCLAMATIONS</i>		
Northern Arizona Winter Storm Emergency	0	0
Northern Arizona Winter Storm Emergency FY07 - 08	0	0
Northern Arizona Winter Storm Emergency FY06 - 07	0	0

See accompanying notes to financial statements.

LAWS 2009 CH 1 SB 1001 SECTION 6	LAWS 2008 CH 285 HB 2209 SEC 44 & 45	LAWS 2008 CH 285 HB 2209 SEC 46	ALL OTHERS	SUPPLEMENTAL APPROPRIATIONS, MID-YEAR REVERSIONS AND ADJUSTMENTS
0	0	0	(9,760,200)	(31,612,100)
0	0	0	96,225	96,225
0	0	0	1,750,000	1,750,000
0	0	0	0	0
0	0	0	5,681,894	5,681,894
<b>\$ 0</b>	<b>\$ 3,472,900</b>	<b>\$ (201,100)</b>	<b>\$ 4,868,909</b>	<b>\$ (13,711,191)</b>
\$ 0	\$ 735,000	\$ (92,500)	\$ 0	\$ (1,857,500)
0	0	0	574,699	574,699
<b>\$ 0</b>	<b>\$ 735,000</b>	<b>\$ (92,500)</b>	<b>\$ 574,699</b>	<b>\$ (1,282,801)</b>
\$ 0	\$ 0	\$ 0	\$ 0	\$ (800,000)
0	0	0	0	(2,000,000)
0	0	0	0	(247,200)
0	0	0	0	0
0	0	0	0	0
0	0	0	130,724	130,724
<b>\$ 0</b>	<b>\$ 0</b>	<b>\$ 0</b>	<b>\$ 130,724</b>	<b>\$ (2,916,476)</b>
\$ 0	\$ 5,100	\$ (400)	\$ 0	\$ 2,700
<b>\$ 0</b>	<b>\$ 5,100</b>	<b>\$ (400)</b>	<b>\$ 0</b>	<b>\$ 2,700</b>
\$ (100,000)	\$ 152,700	\$ (19,800)	\$ 0	\$ (212,209)
(50,000)	0	0	926,068	826,068
0	0	0	0	(73,048)
0	0	0	0	(285,000)
0	0	0	1,215,000	1,215,000
0	0	0	0	(50,000)
0	0	0	403,477	403,477
0	0	0	354,558	354,558
0	0	0	69,909	69,909
0	0	0	0	(115,043)
0	100,000	0	0	100,000
0	0	0	0	(696,000)
0	0	0	0	0
0	0	0	0	0
0	0	0	0	0
0	0	0	0	0
0	0	0	0	0
0	0	0	0	0
0	0	0	0	0
0	0	0	0	0
0	0	0	0	0
0	0	0	206,968	206,968
0	0	0	0	0
0	0	0	0	0

See accompanying notes to financial statements.

STATE OF ARIZONA  
GENERAL FUND DETAIL  
SUPPLEMENTAL SCHEDULE DETAIL OF SUPPLEMENTAL APPROPRIATIONS,  
MID-YEAR REVERSIONS, AND ADJUSTMENTS  
BUDGETARY (LEGAL) BASIS  
FOR THE YEAR ENDED JUNE 30, 2009

	LAWS 2008 CH 285 HB 2209 SEC 19	LAWS 2009 CH 1 SB 1001 SEC 3
Northern Arizona Winter Storm Emergency FY05 - 06	0	0
Northern Arizona Winter Storm Emergency FY04 - 05	0	0
February 2005 Winter Storms	0	0
February 2005 Winter Storms & Flooding	0	0
Az/Mexico International Border Security	0	0
Operation Good Neighbor	0	0
La Paz County Summer Monsoon Emergency	0	0
Glassy-Winged Sharpshooter Emergency FY06 - 07	0	0
Glassy-Winged Sharpshooter Emergency FY05 - 06	0	0
Summer 2006 Monsoons & Flooding FY07 - 08	0	0
Summer 2006 Monsoons & Flooding FY06 - 07	0	0
Nogales Wash Flooding 2007	0	0
2007 Monsoons	0	0
2007 Monsoons FY07 - 08	0	0
January 2008 Severe Precipitation	0	0
January 2008 Severe Precipitation FY07 - 08	0	0
Nogales Wash Flooding 2008	0	0
Euz701 Search	0	0
Euz701 Search FY07 - 08	0	0
Euz701 Search & Rescue	0	0
Hazard Materials Contingency FY07 - 08	0	0
Hazard Materials Contingency FY03 - 04	0	0
Administrative Adjustments	0	0
Civil Air Patrol	0	(38,400)
<b>Total Agency</b>	<b>\$ (200,000)</b>	<b>\$ (1,352,600)</b>
 <b>BOARD OF EXECUTIVE CLEMENCY</b>		
Operating Lump Sum Appropriation	\$ (60,000)	\$ (50,000)
<b>Total Agency</b>	<b>\$ (60,000)</b>	<b>\$ (50,000)</b>
 <b>DEPARTMENT OF PUBLIC SAFETY</b>		
Operating Lump Sum Appropriation	\$ 0	\$ 0
GITEM	0	(325,000)
GITEM-Gang Intelligence Team Enforcement	0	(5,948,100)
GITEM-Gang Intelligence Team Enforcement FY07 - 08	0	0
Statewide Interoperability - Phase II	0	0
Sworn Officer Salary Adjustments	0	0
Motor Vehicle Fuel	0	0
Microwave Communication System	0	0
Microwave Communication System FY07 - 08	0	0
GITEM-State Gang Intelligence Dbase	0	(375,000)
GITEM-County Attorneys For Prosecution	0	(300,000)
<b>Total Agency</b>	<b>\$ 0</b>	<b>\$ (6,948,100)</b>
<b>TOTAL PROTECTION AND SAFETY</b>	<b>\$ (3,192,000)</b>	<b>\$ (32,819,800)</b>
 <b>TRANSPORTATION</b>		
<hr/>		
<b>DEPARTMENT OF TRANSPORTATION</b>		
Lump Sum Appropriation-Hwys	\$ 0	\$ (8,500)
<b>Total Agency</b>	<b>\$ 0</b>	<b>\$ (8,500)</b>
<b>TOTAL TRANSPORTATION</b>	<b>\$ 0</b>	<b>\$ (8,500)</b>

See accompanying notes to financial statements.

LAWS 2009 CH 1 SB 1001 SECTION 6	LAWS 2008 CH 285 HB 2209 SEC 44 & 45	LAWS 2008 CH 285 HB 2209 SEC 46	ALL OTHERS	SUPPLEMENTAL APPROPRIATIONS, MID-YEAR REVERSIONS AND ADJUSTMENTS
0	0	0	0	0
0	0	0	0	0
0	0	0	0	0
0	0	0	0	0
0	0	0	(7,242)	(7,242)
0	0	0	0	0
0	0	0	(55,068)	(55,068)
0	0	0	(175,743)	(175,743)
0	0	0	0	0
0	0	0	0	0
0	0	0	0	0
0	0	0	(68,796)	(68,796)
0	0	0	50,015	50,015
0	0	0	0	0
0	0	0	122,500	122,500
0	0	0	0	0
0	0	0	203,681	203,681
0	0	0	310,000	310,000
0	0	0	0	0
0	0	0	0	0
0	0	0	0	0
0	0	0	0	0
0	0	0	6,833	6,833
(15,800)	0	0	54,200	0
<u>\$ (165,800)</u>	<u>\$ 252,700</u>	<u>\$ (19,800)</u>	<u>\$ 3,616,361</u>	<u>\$ 2,130,861</u>
\$ 0	\$ 74,300	\$ (4,100)	\$ 0	\$ (39,800)
<u>\$ 0</u>	<u>\$ 74,300</u>	<u>\$ (4,100)</u>	<u>\$ 0</u>	<u>\$ (39,800)</u>
\$ 0	\$ 3,885,600	\$ (53,900)	\$ 5,227,400	\$ 9,059,100
(559,200)	506,500	0	(520,000)	(897,700)
(520,000)	0	0	10,520,000	4,051,900
0	0	0	(5,227,400)	(5,227,400)
0	0	0	0	0
0	0	0	0	0
0	0	0	0	0
0	0	0	1,250,000	1,250,000
0	0	0	0	0
(25,000)	0	0	0	(400,000)
0	0	0	0	(300,000)
<u>\$ (1,104,200)</u>	<u>\$ 4,392,100</u>	<u>\$ (53,900)</u>	<u>\$ 11,250,000</u>	<u>\$ 7,535,900</u>
<u>\$ (1,270,000)</u>	<u>\$ 8,932,100</u>	<u>\$ (371,800)</u>	<u>\$ 20,440,693</u>	<u>\$ (8,280,807)</u>
\$ (3,600)	0	0	0	\$ (12,100)
<u>\$ (3,600)</u>	<u>\$ 0</u>	<u>\$ 0</u>	<u>\$ 0</u>	<u>\$ (12,100)</u>
<u>\$ (3,600)</u>	<u>\$ 0</u>	<u>\$ 0</u>	<u>\$ 0</u>	<u>\$ (12,100)</u>

See accompanying notes to financial statements.



STATE OF ARIZONA  
GENERAL FUND DETAIL  
SUPPLEMENTAL SCHEDULE DETAIL OF SUPPLEMENTAL APPROPRIATIONS,  
MID-YEAR REVERSIONS, AND ADJUSTMENTS  
BUDGETARY (LEGAL) BASIS  
FOR THE YEAR ENDED JUNE 30, 2009

	LAWS 2008 CH 285 HB 2209 SEC 19	LAWS 2009 CH 1 SB 1001 SEC 3
<b>NATURAL RESOURCES</b>		
<b>ARIZONA GEOLOGICAL SURVEY</b>		
Operating Lump Sum Appropriation	\$ (60,000)	\$ (110,300)
Earth Fissure Maps	0	0
<b>Total Agency</b>	<b><u>\$ (60,000)</u></b>	<b><u>\$ (110,300)</u></b>
<b>STATE LAND DEPARTMENT</b>		
Operating Lump Sum Appropriation	\$ (3,155,500)	\$ (1,316,700)
Fire Suppression Operating Expenses	0	(171,800)
Cap User Fees	0	(952,100)
Inmate Fire Crews	0	(220,400)
Natural Resource Conservation Districts	0	(283,800)
Environmental County Grants	0	0
Earth Fissure Maps	0	0
<b>Total Agency</b>	<b><u>\$ (3,155,500)</u></b>	<b><u>\$ (2,944,800)</u></b>
<b>DEPARTMENT OF MINES AND MINERAL RESOURCES</b>		
Operating Lump Sum Appropriation	\$ (40,000)	\$ (47,400)
Administrative Adjustments	0	0
<b>Total Agency</b>	<b><u>\$ (40,000)</u></b>	<b><u>\$ (47,400)</u></b>
<b>ARIZONA NAVIGABLE STREAMS ADJUDICATION COMMISSION</b>		
Operating Lump Sum Appropriation	\$ 0	\$ (18,100)
Operational Supplemental	0	0
Administrative Adjustments	0	0
<b>Total Agency</b>	<b><u>\$ 0</u></b>	<b><u>\$ (18,100)</u></b>
<b>ARIZONA STATE PARKS BOARD</b>		
Land Conservation Fund-General Fund	\$ 0	\$ 0
Arizona Trail	0	0
Operating Lump Sum Appropriation	(250,000)	(4,656,100)
Administrative Adjustments	0	0
<b>Total Agency</b>	<b><u>\$ (250,000)</u></b>	<b><u>\$ (4,656,100)</u></b>
<b>DEPARTMENT OF WATER RESOURCES</b>		
Arizona Water Protection Fund Deposit	\$ (2,000,000)	\$ 0
Operating Lump Sum Appropriation	(4,000,000)	(4,785,800)
Rural Water Studies FY07 - 08	0	0
Rural Water Studies	0	(500,000)
Assured & Adequate Water Supply Admin	(400,000)	0
Automated Groundwater Monitoring	0	0
Adjudication Support	(500,000)	(500,000)
Conservation And Drought Program	0	0
Administrative Adjustments	0	0
<b>Total Agency</b>	<b><u>\$ (6,900,000)</u></b>	<b><u>\$ (5,785,800)</u></b>
<b>TOTAL NATURAL RESOURCES</b>	<b><u>\$ (10,405,500)</u></b>	<b><u>\$ (13,562,500)</u></b>
<b>TOTAL GENERAL FUND</b>	<b><u>\$ (38,812,900)</u></b>	<b><u>\$ (376,934,865)</u></b>

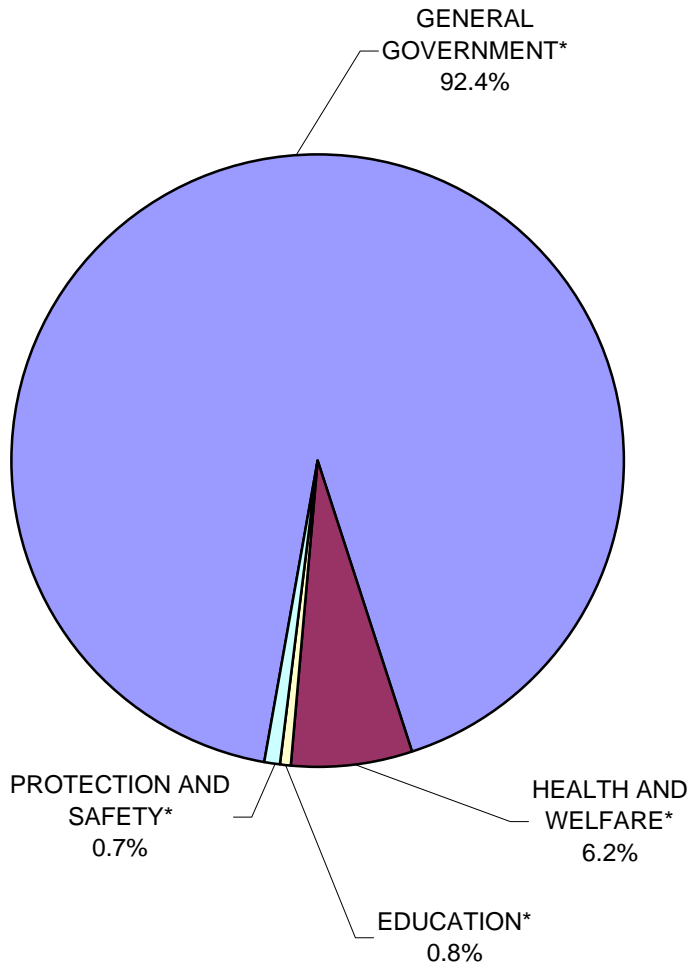
See accompanying notes to financial statements.

LAWS 2009 CH 1 SB 1001 SECTION 6	LAWS 2008 CH 285 HB 2209 SEC 44 & 45	LAWS 2008 CH 285 HB 2209 SEC 46	ALL OTHERS	SUPPLEMENTAL APPROPRIATIONS, MID-YEAR REVERSIONS AND ADJUSTMENTS
\$ (29,400) 0 <u>\$ (29,400)</u>	\$ 92,800 0 <u>\$ 92,800</u>	\$ (4,200) 0 <u>\$ (4,200)</u>	\$ 0 0 <u>\$ 0</u>	\$ (111,100) 0 <u>\$ (111,100)</u>
\$ (430,000) (51,500) 0 (23,100) 0 0 0 <u>\$ (504,600)</u>	\$ 634,700 0 0 0 0 0 0 <u>\$ 634,700</u>	\$ (36,600) 0 0 0 0 0 0 <u>\$ (36,600)</u>	\$ 145,600 146,600 (225,000) 234,400 (51,600) (250,000) 0 <u>\$ 0</u>	\$ (4,158,500) (76,700) (1,177,100) (9,100) (335,400) (250,000) 0 <u>\$ (6,006,800)</u>
\$ (17,400) 0 <u>\$ (17,400)</u>	\$ 150,100 0 <u>\$ 150,100</u>	\$ (2,200) 0 <u>\$ (2,200)</u>	\$ 0 38,502 <u>\$ 38,502</u>	\$ 43,100 38,502 <u>\$ 81,602</u>
\$ (2,600) 0 0 <u>\$ (2,600)</u>	\$ 800 0 0 <u>\$ 800</u>	\$ 0 0 0 <u>\$ 0</u>	\$ 0 0 1,041 <u>\$ 1,041</u>	\$ (19,900) 0 1,041 <u>\$ (18,859)</u>
\$ 0 0 (196,900) 0 <u>\$ (196,900)</u>	\$ 0 0 322,400 0 <u>\$ 322,400</u>	\$ 0 0 (9,200) 0 <u>\$ (9,200)</u>	\$ 20,000,000 0 0 16,263 <u>\$ 20,016,263</u>	\$ 20,000,000 0 (4,789,800) 16,263 <u>\$ 15,226,463</u>
\$ 0 (440,000) 0 0 0 0 0 0 0 0 <u>\$ (440,000)</u>	\$ 0 644,100 0 8,000 300 6,300 1,100 300 0 <u>\$ 660,100</u>	\$ 0 (69,700) 0 0 0 0 0 0 0 <u>\$ (69,700)</u>	\$ 0 0 0 0 0 0 0 3,146 <u>\$ 3,146</u>	\$ (2,000,000) (8,651,400) 0 (492,000) (399,700) 6,300 (998,900) 300 3,146 <u>\$ (12,532,254)</u>
<u>\$ (1,190,900)</u>	<u>\$ 1,860,900</u>	<u>\$ (121,900)</u>	<u>\$ 20,058,952</u>	<u>\$ (3,360,948)</u>
<u>\$ (11,555,100)</u>	<u>\$ 24,124,300</u>	<u>\$ (5,309,300)</u>	<u>\$ (151,976,804)</u>	<u>\$ (560,464,669)</u>

See accompanying notes to financial statements.

**THIS PAGE INTENTIONALLY  
LEFT BLANK**

**FY09 Total Capital Outlay Expenditures: \$25,544,518**



GENERAL GOVERNMENT*	\$ 23,591,431
HEALTH AND WELFARE*	\$ 1,572,511
EDUCATION*	\$ 194,200
PROTECTION AND SAFETY*	\$ 186,376
<hr/>	
TOTAL EXPENDITURES	\$ 25,544,518

\* Does not include the General Fund portion of Capital Outlay. General Fund portion of Capital Outlay is included in General Fund chart.

**STATE OF ARIZONA  
CAPITAL OUTLAY  
STATEMENT OF EXPENDITURES - APPROPRIATION TO ACTUAL  
BUDGETARY (LEGAL) BASIS  
FOR THE YEAR ENDED JUNE 30, 2009**

	<b>JULY 1, 2008 CONTINUING APPROPRIATION AUTHORITY</b>	<b>GENERAL APPROPRIATIONS</b>	<b>CAPITAL OUTLAY APPROPRIATIONS</b>
<b>GENERAL GOVERNMENT</b>			
<b>DEPARTMENT OF ADMINISTRATION</b>			
ADA 1000 Building Renewal FY06 - 07	\$ 204,357	\$ 0	\$ 0
ADA 1000 Prison Cell Locks/Door Replacement GF FY07 - 08	1,925,132	0	0
ADA 1000 Prison Cell Locks/Door Replacement GF FY06 - 07	4,218,563	0	0
ADA 1000 DJC HVAC and Electrical Renovations	575,009	0	0
ADA 1000 Old Health Laboratory Renovation	1,207,000	0	0
TOTAL GENERAL FUND	<u>\$ 8,130,060</u>	<u>\$ 0</u>	<u>\$ 0</u>
ADA 1600 Operating Lump Sum Appropriation - COSF	\$ 0	\$ 0	\$ 5,200,700
ADA 1600 Operating Lump Sum Appropriation	0	5,650,100	0
ADA 1600 Utilities	0	7,349,900	0
ADA 1600 Relocation FY08 - 09	0	60,000	0
ADA 1600 Relocation FY07 - 08	59,851	0	0
ADA 1600 Relocation FY06 - 07	33,383	0	0
ADA 1600 Relocation FY01 - 02	59,026	0	0
ADA 1600 Relocation FY00 - 01	60,000	0	0
ADA 1600 Relocation FY99 - 00	46,526	0	0
ADA 1600 Building Renewal FY08 - 09	0	0	6,100,000
ADA 1600 Building Renewal FY07 - 08	4,809,988	0	0
ADA 1600 Building Renewal FY06 - 07	1,432,221	0	0
ADA 1600 Building Renewal FY05 - 06	37,876	0	0
ADA 1600 Building Renewal FY00 - 01	10,186	0	0
ADA 1600 PLTO 1 Project Management FY03 - 04	144,694	0	0
ADA 1600 PLTO 1 Backfill Space Renovations FY02 - 03	348,161	0	0
ADA 1600 PLTO 1 Backfill Space Renovations FY01 - 02	847	0	0
ADA 1600 Capital Mall Fire System ReplaceNEBT	0	0	491,000
ADA 1600 Cash Transfer To General Fund	0	0	0
ADA 1600 Administrative Adjustments	0	0	0
TOTAL CAPITAL OUTLAY STABILIZATION FUND	<u>\$ 7,042,759</u>	<u>\$ 13,060,000</u>	<u>\$ 11,791,700</u>
<b>LEGISLATIVE COUNCIL</b>			
LCA 1000 State Archives And History Building FY07 - 08	\$ 6,000,000	\$ 0	\$ 0
LCA 1000 State Archives And History Building FY06 - 07	2,435,141	0	0
LCA 1000 State Archives And History Building FY05 - 06	545	0	0
TOTAL GENERAL FUND	<u>\$ 8,435,686</u>	<u>\$ 0</u>	<u>\$ 0</u>
<b>SUPREME COURT</b>			
SPA 1600 ADOA Building Renewal Fund	\$ 0	\$ 0	\$ 0
SPA 1600 Repair/Rehab Cooling Tower Court Bldg FY04 - 05	114	0	0
SPA 1600 HVAC Storage Tank FY01 - 02	1,211	0	0
SPA 1600 4th Floor Chiller FY01 - 02	2,528	0	0
SPA 1600 CRTS Bldg Design Chiller & Thermal Storage	52,725	0	0
TOTAL CAPITAL OUTLAY STABILIZATION FUND	<u>\$ 56,578</u>	<u>\$ 0</u>	<u>\$ 0</u>
<b>OFFICE OF TOURISM</b>			
TOA 1000 City Of Yuma - AZ Welcome Center FY06 - 07	\$ 119,692	\$ 0	\$ 0
TOTAL GENERAL FUND	<u>\$ 119,692</u>	<u>\$ 0</u>	<u>\$ 0</u>
<b>TOTAL GENERAL GOVERNMENT</b>	<u><b>\$ 23,784,774</b></u>	<u><b>\$ 13,060,000</b></u>	<u><b>\$ 11,791,700</b></u>

\*See accompanying notes to financial statements.

SUPPLEMENTAL APPROPRIATIONS, MID-YEAR REVERSIONS AND ADJUSTMENTS	NET APPROPRIATIONS	EXPENDITURES	LAPSED APPROPRIATION AUTHORITY	JUNE 30, 2009 CONTINUING* APPROPRIATION AUTHORITY
\$ (15,026)	\$ 189,330	\$ 136,089	\$ 0	\$ 53,241
(3,200,000)	(1,274,868)	(1,274,868)	0	0
0	4,218,563	4,130,541	0	88,022
0	575,009	385,257	0	189,753
(1,207,000)	0	0	0	0
<u>\$ (4,422,026)</u>	<u>\$ 3,708,034</u>	<u>\$ 3,377,018</u>	<u>\$ 0</u>	<u>\$ 331,015</u>
\$ 0	\$ 5,200,700	\$ 3,914,606	\$ 1,286,094	\$ 0
(59,400)	5,590,700	4,009,867	1,580,833	0
0	7,349,900	7,027,710	322,190	0
0	60,000	0	0	60,000
0	59,851	0	59,851	0
0	33,383	3,350	30,033	0
0	59,026	0	59,026	0
0	60,000	0	60,000	0
0	46,526	0	0	46,526
(5,217,700)	882,300	689,084	0	193,216
(272,621)	4,537,366	3,324,525	0	1,212,841
0	1,432,221	1,395,315	0	36,907
0	37,876	33,162	0	4,714
0	10,186	0	0	10,186
0	144,694	0	144,694	0
0	348,161	0	0	348,161
0	847	0	847	0
0	491,000	69	0	490,931
2,980,000	2,980,000	2,980,000	0	0
162,749	# 162,749	162,749	0	0
<u>\$ (2,406,972)</u>	<u>\$ 29,487,487</u>	<u>\$ 23,540,437</u>	<u>\$ 3,543,568</u>	<u>\$ 2,403,482</u>
\$ 0	\$ 6,000,000	\$ 5,162,231	\$ 0	\$ 837,769
0	2,435,141	1,918,178	0	516,964
0	545	545	0	0
<u>\$ 0</u>	<u>\$ 8,435,686</u>	<u>\$ 7,080,953</u>	<u>\$ 0</u>	<u>\$ 1,354,733</u>
\$ 140,000	\$ 140,000	\$ 16,459	\$ 0	\$ 123,541
0	114	0	114	0
0	1,211	0	1,211	0
0	2,528	0	0	2,528
0	52,725	34,535	0	18,190
<u>\$ 140,000</u>	<u>\$ 196,578</u>	<u>\$ 50,994</u>	<u>\$ 1,325</u>	<u>\$ 144,259</u>
\$ 0	\$ 119,692	\$ 119,692	\$ 0	\$ 0
<u>\$ 0</u>	<u>\$ 119,692</u>	<u>\$ 119,692</u>	<u>\$ 0</u>	<u>\$ 0</u>
<u>\$ (6,688,998)</u>	<u>\$ 41,947,476</u>	<u>\$ 34,169,094</u>	<u>\$ 3,544,893</u>	<u>\$ 4,233,489</u>

\*See accompanying notes to financial statements.

**STATE OF ARIZONA  
CAPITAL OUTLAY  
STATEMENT OF EXPENDITURES - APPROPRIATION TO ACTUAL  
BUDGETARY (LEGAL) BASIS  
FOR THE YEAR ENDED JUNE 30, 2009**

	<b>JULY 1, 2008 CONTINUING APPROPRIATION AUTHORITY</b>	<b>GENERAL APPROPRIATIONS</b>	<b>CAPITAL OUTLAY APPROPRIATIONS</b>
<b>HEALTH AND WELFARE</b>			
<b>DEPARTMENT OF ECONOMIC SECURITY</b>			
DEA 1000 DACS-Navajo Nation Multipurpose Fac FY06 - 07	\$ 450,000	\$ 0	\$ 0
DEA 1000 DACS Navajo Nation Multipurpose Center	0	0	1,000,000
DEA 1000 DACS Navajo Nation Senior Centers	45,000	0	0
TOTAL GENERAL FUND	<u>\$ 495,000</u>	<u>\$ 0</u>	<u>\$ 1,000,000</u>
<b>DEPARTMENT OF HEALTH SERVICES</b>			
HSA 1600 Operating Lump Sum Appropriation	\$ 0	\$ 1,578,100	\$ 0
TOTAL CAPITAL OUTLAY STABILIZATION FUND	<u>\$ 0</u>	<u>\$ 1,578,100</u>	<u>\$ 0</u>
<b>DEPARTMENT OF VETERAN'S SERVICES</b>			
VSA 1000 Arizona State Veterans' Home	\$ 0	\$ 10,000,000	\$ 0
TOTAL GENERAL FUND	<u>\$ 0</u>	<u>\$ 10,000,000</u>	<u>\$ 0</u>
<b>TOTAL HEALTH AND WELFARE</b>	<u><b>\$ 495,000</b></u>	<u><b>\$ 11,578,100</b></u>	<u><b>\$ 1,000,000</b></u>
<b>EDUCATION</b>			
<b>ARIZONA HISTORICAL SOCIETY</b>			
HIA 1600 Papago Park Museum	\$ 0	\$ 193,700	\$ 0
TOTAL CAPITAL OUTLAY STABILIZATION FUND	<u>\$ 0</u>	<u>\$ 193,700</u>	<u>\$ 0</u>
<b>PRESCOTT HISTORICAL SOCIETY</b>			
PHA 1000 Maintenance And Workshop Facility FY06 - 07	\$ 398,231	\$ 0	\$ 0
TOTAL GENERAL FUND	<u>\$ 398,231</u>	<u>\$ 0</u>	<u>\$ 0</u>
<b>TOTAL EDUCATION</b>	<u><b>\$ 398,231</b></u>	<u><b>\$ 193,700</b></u>	<u><b>\$ 0</b></u>
<b>PROTECTION AND SAFETY</b>			
<b>DEPARTMENT OF EMERGENCY AND MILITARY AFFAIRS</b>			
MAA 1600 Armory Restroom Renovation-Flag/Nogales	\$ 0	\$ 0	\$ 0
MAA 1600 Nogales and 52nd Street Bldg Renewal FY01 - 02	12,032	0	0
MAA 1600 Replace Cooling Tower At Roosevelt FY05 - 06	50,000	0	0
TOTAL CAPITAL OUTLAY STABILIZATION FUND	<u>\$ 62,032</u>	<u>\$ 0</u>	<u>\$ 0</u>
<b>DEPARTMENT OF PUBLIC SAFETY</b>			
PSA 1000 Building Renewal - Proj 917051 FY06 - 07	\$ 4,569	\$ 0	\$ 0
PSA 1000 Microwave Communication System FY06 - 07	685,771	0	0
TOTAL GENERAL FUND	<u>\$ 690,340</u>	<u>\$ 0</u>	<u>\$ 0</u>

\*See accompanying notes to financial statements.

SUPPLEMENTAL APPROPRIATIONS, MID-YEAR REVERSIONS AND ADJUSTMENTS	NET APPROPRIATIONS	EXPENDITURES	LAPSED APPROPRIATION AUTHORITY	JUNE 30, 2009 CONTINUING* APPROPRIATION AUTHORITY
\$ 0	\$ 450,000	\$ 59,367	\$ 0	\$ 390,633
0	1,000,000	1,000,000	0	0
0	45,000	0	0	45,000
<u>\$ 0</u>	<u>\$ 1,495,000</u>	<u>\$ 1,059,367</u>	<u>\$ 0</u>	<u>\$ 435,633</u>
\$ (100)	\$ 1,578,000	\$ 1,572,511	\$ 5,489	\$ 0
<u>\$ (100)</u>	<u>\$ 1,578,000</u>	<u>\$ 1,572,511</u>	<u>\$ 5,489</u>	<u>\$ 0</u>
\$ (10,000,000)	\$ 0	\$ 0	\$ 0	\$ 0
<u>\$ (10,000,000)</u>	<u>\$ 0</u>	<u>\$ 0</u>	<u>\$ 0</u>	<u>\$ 0</u>
<b><u>\$ (10,000,100)</u></b>	<b><u>\$ 3,073,000</u></b>	<b><u>\$ 2,631,878</u></b>	<b><u>\$ 5,489</u></b>	<b><u>\$ 435,633</u></b>
\$ 500	\$ 194,200	\$ 194,200	\$ 0	\$ 0
<u>\$ 500</u>	<u>\$ 194,200</u>	<u>\$ 194,200</u>	<u>\$ 0</u>	<u>\$ 0</u>
\$ (368,267)	\$ 29,964	\$ 29,964	\$ 0	\$ (0)
<u>\$ (368,267)</u>	<u>\$ 29,964</u>	<u>\$ 29,964</u>	<u>\$ 0</u>	<u>\$ (0)</u>
<b><u>\$ (367,767)</u></b>	<b><u>\$ 224,164</u></b>	<b><u>\$ 224,164</u></b>	<b><u>\$ 0</u></b>	<b><u>\$ (0)</u></b>
\$ 145,000	\$ 145,000	\$ 70,160	\$ 0	\$ 74,840
0	12,032	0	0	12,032
0	50,000	0	0	50,000
<u>\$ 145,000</u>	<u>\$ 207,032</u>	<u>\$ 70,160</u>	<u>\$ 0</u>	<u>\$ 136,872</u>
\$ 0	\$ 4,569	\$ 0	\$ 0	\$ 4,569
0	685,771	(166,244)	0	852,015
<u>\$ 0</u>	<u>\$ 690,340</u>	<u>\$ (166,244)</u>	<u>\$ 0</u>	<u>\$ 856,584</u>

\*See accompanying notes to financial statements.



**STATE OF ARIZONA  
CAPITAL OUTLAY  
STATEMENT OF EXPENDITURES - APPROPRIATION TO ACTUAL  
BUDGETARY (LEGAL) BASIS  
FOR THE YEAR ENDED JUNE 30, 2009**

	<b>JULY 1, 2008 CONTINUING APPROPRIATION AUTHORITY</b>	<b>GENERAL APPROPRIATIONS</b>	<b>CAPITAL OUTLAY APPROPRIATIONS</b>
PSA 1600 Building Renewal- Proj 916003 FY05 - 06	\$ 217	\$ 0	\$ 0
PSA 1600 Building Renewal- Proj 915013 FY04 - 05	2	0	0
PSA 1600 Building Renewal- Proj 915014 FY04 - 05	5,802	0	0
PSA 1600 Building Renewal- Proj 915015 FY04 - 05	3,318	0	0
PSA 1600 DPS Headquarters Fire Alarm	82,234	0	0
PSA 1600 Statewide HVACs Replacements	3,791	0	0
PSA 1600 DPS Carpet Replacement Project-Bldg Renewal	35,389	0	0
TOTAL CAPITAL OUTLAY STABILIZATION FUND	<u>\$ 130,753</u>	<u>\$ 0</u>	<u>\$ 0</u>
<b>TOTAL PROTECTION AND SAFETY</b>	<b><u>\$ 883,125</u></b>	<b><u>\$ 0</u></b>	<b><u>\$ 0</u></b>
<b><u>NATURAL RESOURCES</u></b>			
<b>ARIZONA STATE PARKS BOARD</b>			
PRA 1600 Tonto Lodge Roof Replacement FY04 - 05	\$ 99,498	\$ 0	\$ 0
TOTAL CAPITAL OUTLAY STABILIZATION FUND	<u>\$ 99,498</u>	<u>\$ 0</u>	<u>\$ 0</u>
<b>DEPARTMENT OF WATER RESOURCES</b>			
WCA 1000 Dam Repair - City Of Williams FY06 - 07	\$ 1,565	\$ 0	\$ 0
TOTAL GENERAL FUND	<u>\$ 1,565</u>	<u>\$ 0</u>	<u>\$ 0</u>
<b>TOTAL NATURAL RESOURCES</b>	<b><u>\$ 101,063</u></b>	<b><u>\$ 0</u></b>	<b><u>\$ 0</u></b>
<b>TOTAL GENERAL FUND</b>	<b><u>\$ 18,270,574</u></b>	<b><u>\$ 10,000,000</u></b>	<b><u>\$ 1,000,000</u></b>
<b>TOTAL CAPITAL OUTLAY STABILIZATION FUNI</b>	<b><u>\$ 7,391,620</u></b>	<b><u>\$ 14,831,800</u></b>	<b><u>\$ 11,791,700</u></b>
<b>TOTAL CAPITAL OUTLAY</b>	<b><u>\$ 25,662,194</u></b>	<b><u>\$ 24,831,800</u></b>	<b><u>\$ 12,791,700</u></b>

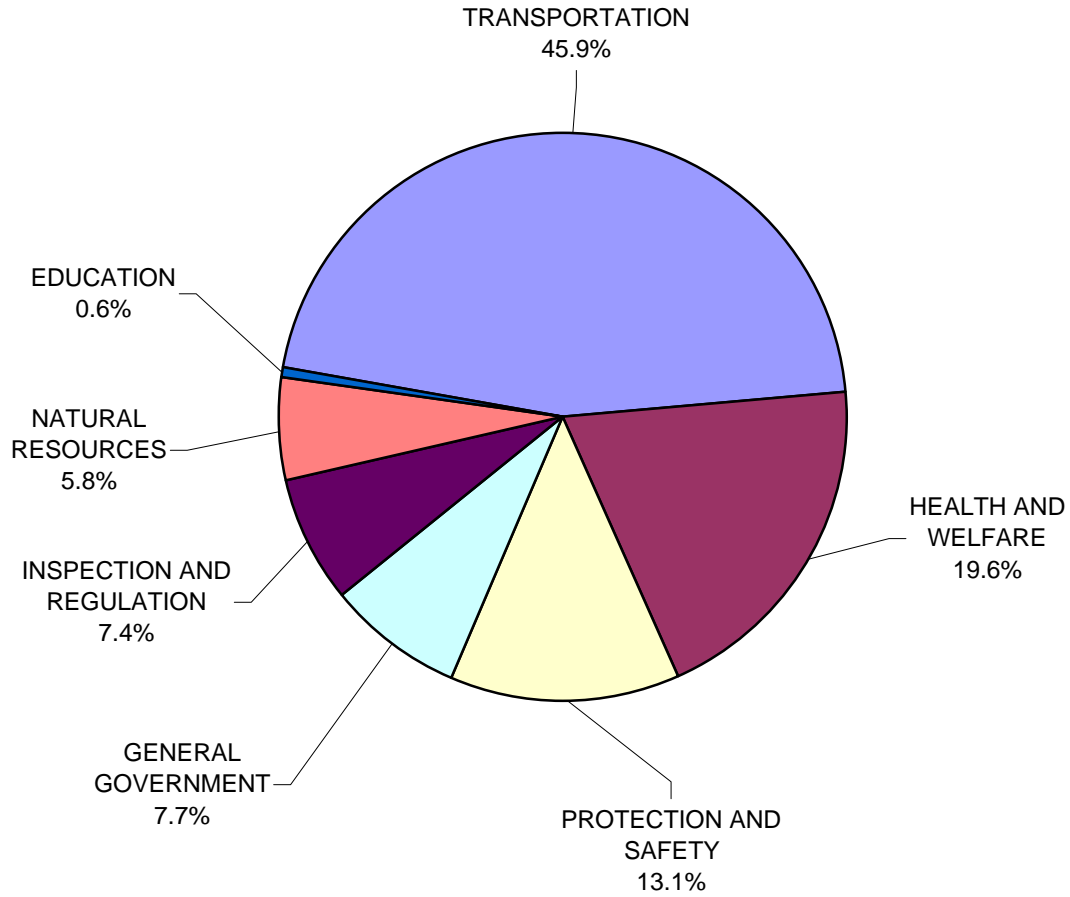
\*See accompanying notes to financial statements.

SUPPLEMENTAL APPROPRIATIONS, MID-YEAR REVERSIONS AND ADJUSTMENTS	NET APPROPRIATIONS	EXPENDITURES	LAPSED APPROPRIATION AUTHORITY	JUNE 30, 2009 CONTINUING* APPROPRIATION AUTHORITY
\$ 0	\$ 217	\$ 0	\$ 0	\$ 217
0	2	0	2	0
0	5,802	5,802	0	0
0	3,318	2,934	0	384
0	82,234	63,731	0	18,503
4,621	8,412	8,412	0	0
0	35,389	35,336	0	53
<u>\$ 4,621</u>	<u>\$ 135,374</u>	<u>\$ 116,215</u>	<u>\$ 2</u>	<u>\$ 19,157</u>
<b><u>\$ 149,621</u></b>	<b><u>\$ 1,032,746</u></b>	<b><u>\$ 20,132</u></b>	<b><u>\$ 2</u></b>	<b><u>\$ 1,012,613</u></b>
\$ 0	\$ 99,498	\$ 0	\$ 0	\$ 99,498
<u>\$ 0</u>	<u>\$ 99,498</u>	<u>\$ 0</u>	<u>\$ 0</u>	<u>\$ 99,498</u>
\$ 0	\$ 1,565	\$ 0	\$ 1,565	\$ 0
<u>\$ 0</u>	<u>\$ 1,565</u>	<u>\$ 0</u>	<u>\$ 1,565</u>	<u>\$ 0</u>
<u>\$ 0</u>	<u>\$ 101,063</u>	<u>\$ 0</u>	<u>\$ 1,565</u>	<u>\$ 99,498</u>
<u>\$ (14,790,294)</u>	<u>\$ 14,480,280</u>	<u>\$ 11,500,750</u>	<u>\$ 1,565</u>	<u>\$ 2,977,965</u>
<u>\$ (2,116,951)</u>	<u>\$ 31,898,169</u>	<u>\$ 25,544,518</u>	<u>\$ 3,550,384</u>	<u>\$ 2,803,268</u>
<u>\$ (16,907,244)</u>	<u>\$ 46,378,449</u>	<u>\$ 37,045,268</u>	<u>\$ 3,551,949</u>	<u>\$ 5,781,233</u>

\*See accompanying notes to financial statements.

**THIS PAGE INTENTIONALLY  
LEFT BLANK**

**FY09 Total Special Revenue Expenditures: \$1,963,092,789**



TRANSPORTATION	\$ 901,275,385
HEALTH AND WELFARE	\$ 384,271,684
PROTECTION AND SAFETY	\$ 257,203,585
GENERAL GOVERNMENT	\$ 150,966,964
INSPECTION AND REGULATION	\$ 145,087,914
NATURAL RESOURCES	\$ 113,219,811
EDUCATION	\$ 11,067,446
<b>TOTAL EXPENDITURES</b>	<b>\$ 1,963,092,789</b>

STATE OF ARIZONA  
SPECIAL REVENUE FUNDS  
STATEMENT OF EXPENDITURES - APPROPRIATION TO ACTUAL  
BUDGETARY (LEGAL) BASIS  
FOR THE YEAR ENDED JUNE 30, 2009

	JULY 1, 2008 CONTINUING APPROPRIATION AUTHORITY	GENERAL APPROPRIATIONS	CAPITAL OUTLAY APPROPRIATIONS
<b>GENERAL GOVERNMENT</b>			
<b>DEPARTMENT OF ADMINISTRATION</b>			
ADA 2088 Operating Lump Sum Appropriation	\$ 0	\$ 741,700	\$ 0
ADA 2088 ADJC Ft Grant Landfill Closure FY01 - 02	43,123	0	0
ADA 2088 New Prison Complex FY99 - 00	260,698	0	0
ADA 2088 Yuma Prison Water Treatment Upgrade FY06 - 07	2,013,757	0	0
ADA 2088 Administrative Adjustments	0	0	0
ADA 2088 Cash Transfer To General Fund	0	0	0
<b>2088 Total Corrections Fund</b>	<b>\$ 2,317,578</b>	<b>\$ 741,700</b>	<b>\$ 0</b>
ADA 2171 Government Building Defibrillators FY02 - 03	\$ 293	\$ 0	\$ 0
ADA 2171 Government Building Defibrillators FY01 - 02	16	0	0
<b>2171 Total Emergency Medical Services Operating Fd</b>	<b>\$ 308</b>	<b>\$ 0</b>	<b>\$ 0</b>
ADA 2176 Cash Transfer To General Fund	\$ 0	\$ 0	\$ 0
<b>2176 Total Emergency Telecom Services Revolving Fd</b>	<b>\$ 0</b>	<b>\$ 0</b>	<b>\$ 0</b>
ADA 2226 Operating Lump Sum - Bus Subsidy	\$ 0	\$ 850,100	\$ 0
ADA 2226 Administrative Adjustments	0	0	0
ADA 2226 Cash Transfer To General Fund	0	0	0
<b>2226 Total Air Quality Fund</b>	<b>\$ 0</b>	<b>\$ 850,100</b>	<b>\$ 0</b>
ADA 2261 Cash Transfer To General Fund	\$ 0	\$ 0	\$ 0
<b>2261 Total State Employee Travel Reduction Fund</b>	<b>\$ 0</b>	<b>\$ 0</b>	<b>\$ 0</b>
ADA 3113 Administrative Adjustments	\$ 0	\$ 0	\$ 0
<b>3113 Total Arizona Highway User Revenue Fund</b>	<b>\$ 0</b>	<b>\$ 0</b>	<b>\$ 0</b>
<b>ATTORNEY GENERAL</b>			
AGA 2014 Operating Lump Sum Appropriation	\$ 0	\$ 2,128,300	\$ 0
AGA 2014 Administrative Adjustments	0	0	0
<b>2014 Total Consumer Protection/Fraud Revolving Fund</b>	<b>\$ 0</b>	<b>\$ 2,128,300</b>	<b>\$ 0</b>
AGA 2016 Operating Lump Sum Appropriation	\$ 0	\$ 232,200	\$ 0
AGA 2016 Administrative Adjustments	0	0	0
AGA 2016 Cash Transfer To General Fund	0	0	0
<b>2016 Total Antitrust Enforcement Revolving Fund</b>	<b>\$ 0</b>	<b>\$ 232,200</b>	<b>\$ 0</b>
AGA 2057 Cash Transfer To General Fund	\$ 0	\$ 0	\$ 0
<b>2057 Total Prosecuting Attynys' Advisry Cncl Trng Fc</b>	<b>\$ 0</b>	<b>\$ 0</b>	<b>\$ 0</b>
AGA 2131 Cash Transfer To General Fund	\$ 0	\$ 0	\$ 0
<b>2131 Total Anti-Racketeering Revolving Fund</b>	<b>\$ 0</b>	<b>\$ 0</b>	<b>\$ 0</b>
AGA 2132 Operating Lump Sum Appropriation	\$ 0	\$ 4,574,700	\$ 0
AGA 2132 Administrative Adjustments	0	0	0
AGA 2132 Cash Transfer To General Fund	0	0	0
<b>2132 Total Attorney General Collection Enforcement</b>	<b>\$ 0</b>	<b>\$ 4,574,700</b>	<b>\$ 0</b>
AGA 2461 Cash Transfer To General Fund	\$ 0	\$ 0	\$ 0
<b>2461 Total Criminal Case Processing Fund</b>	<b>\$ 0</b>	<b>\$ 0</b>	<b>\$ 0</b>

See accompanying notes to financial statements.

SUPPLEMENTAL APPROPRIATIONS, MID-YEAR REVERSIONS AND ADJUSTMENTS	NET APPROPRIATIONS	EXPENDITURES	LAPSED APPROPRIATION AUTHORITY	JUNE 30, 2009 CONTINUING APPROPRIATION AUTHORITY
\$ (9,400)	\$ 732,300	\$ 536,001	\$ 196,299	\$ 0
0	43,123	0	43,123	0
0	260,698	0	260,698	0
0	2,013,757	1,949,067	0	64,691
18,462	18,462	18,462	0	0
482,700	482,700	482,700	0	0
<u>\$ 491,762</u>	<u>\$ 3,551,041</u>	<u>\$ 2,986,230</u>	<u>\$ 500,120</u>	<u>\$ 64,691</u>
\$ 0	\$ 293	\$ 0	\$ 0	\$ 293
0	16	0	16	0
<u>\$ 0</u>	<u>\$ 308</u>	<u>\$ 0</u>	<u>\$ 16</u>	<u>\$ 293</u>
\$ 25,104,600	\$ 25,104,600	\$ 25,104,600	\$ 0	\$ 0
<u>\$ 25,104,600</u>	<u>\$ 25,104,600</u>	<u>\$ 25,104,600</u>	<u>\$ 0</u>	<u>\$ 0</u>
\$ 0	\$ 850,100	\$ 597,730	\$ 252,370	\$ 0
1,233	1,233	1,233	0	0
42,500	42,500	42,500	0	0
<u>\$ 43,733</u>	<u>\$ 893,833</u>	<u>\$ 641,463</u>	<u>\$ 252,370</u>	<u>\$ 0</u>
\$ 21,200	\$ 21,200	\$ 21,200	\$ 0	\$ 0
<u>\$ 21,200</u>	<u>\$ 21,200</u>	<u>\$ 21,200</u>	<u>\$ 0</u>	<u>\$ 0</u>
\$ 5,000	\$ 5,000	\$ 5,000	\$ 0	\$ 0
<u>\$ 5,000</u>	<u>\$ 5,000</u>	<u>\$ 5,000</u>	<u>\$ 0</u>	<u>\$ 0</u>
\$ 1,820,400	\$ 3,948,700	\$ 2,499,943	\$ 1,448,757	\$ 0
10,850	10,850	10,850	0	0
<u>\$ 1,831,250</u>	<u>\$ 3,959,550</u>	<u>\$ 2,510,793</u>	<u>\$ 1,448,757</u>	<u>\$ 0</u>
\$ 7,700	\$ 239,900	\$ 189,051	\$ 50,849	\$ 0
928	928	928	0	0
253,300	253,300	253,300	0	0
<u>\$ 261,928</u>	<u>\$ 494,128</u>	<u>\$ 443,279</u>	<u>\$ 50,849</u>	<u>\$ 0</u>
\$ 95,000	\$ 95,000	\$ 95,000	\$ 0	\$ 0
<u>\$ 95,000</u>	<u>\$ 95,000</u>	<u>\$ 95,000</u>	<u>\$ 0</u>	<u>\$ 0</u>
\$ 306,800	\$ 306,800	\$ 306,800	\$ 0	\$ 0
<u>\$ 306,800</u>	<u>\$ 306,800</u>	<u>\$ 306,800</u>	<u>\$ 0</u>	<u>\$ 0</u>
\$ 341,600	\$ 4,916,300	\$ 2,625,092	\$ 2,291,208	\$ 0
661	661	661	0	0
295,500	295,500	295,500	0	0
<u>\$ 637,761</u>	<u>\$ 5,212,461</u>	<u>\$ 2,921,254</u>	<u>\$ 2,291,208</u>	<u>\$ 0</u>
\$ 400	\$ 400	\$ 400	\$ 0	\$ 0
<u>\$ 400</u>	<u>\$ 400</u>	<u>\$ 400</u>	<u>\$ 0</u>	<u>\$ 0</u>

See accompanying notes to financial statements.

STATE OF ARIZONA  
SPECIAL REVENUE FUNDS  
STATEMENT OF EXPENDITURES - APPROPRIATION TO ACTUAL  
BUDGETARY (LEGAL) BASIS  
FOR THE YEAR ENDED JUNE 30, 2009

		JULY 1, 2008 CONTINUING APPROPRIATION AUTHORITY	GENERAL APPROPRIATIONS	CAPITAL OUTLAY APPROPRIATIONS
AGA 3215	Victims Rights Implementation Fund	\$ 0	\$ 3,266,000	\$ 0
AGA 3215	Victims Rights/Non Revert-HB2427 FY00 - 01	61,730	0	0
AGA 3215	Cash Transfer To General Fund	0	0	0
	<b>3215 Total Victim's Rights Fund</b>	<u>\$ 61,730</u>	<u>\$ 3,266,000</u>	<u>\$ 0</u>
AGA 4240	Operating Lump Sum Appropriation	\$ 0	\$ 6,193,600	\$ 0
AGA 4240	Cash Transfer To General Fund	0	0	0
	<b>4240 Total Legal Services Cost Allocation Fund</b>	<u>\$ 0</u>	<u>\$ 6,193,600</u>	<u>\$ 0</u>
<b>DEPARTMENT OF COMMERCE</b>				
EPA 2122	CEDC Commission	\$ 0	\$ 275,200	\$ 0
EPA 2122	Administrative Adjustments	0	0	0
EPA 2122	Cash Transfer To General Fund	0	0	0
	<b>2122 Total State Lottery Fund</b>	<u>\$ 0</u>	<u>\$ 275,200</u>	<u>\$ 0</u>
EPA 2149	Cash Transfer To General Fund	\$ 0	\$ 0	\$ 0
	<b>2149 Total Commerce Workshops</b>	<u>\$ 0</u>	<u>\$ 0</u>	<u>\$ 0</u>
EPA 2245	Operating Lump Sum Appropriation	\$ 0	\$ 156,300	\$ 0
EPA 2245	Minority & Women Owned Business	0	121,300	0
EPA 2245	Small Business Advocate	0	119,100	0
EPA 2245	National Law Center/Free Trade	0	200,000	0
EPA 2245	International Trade Offices	0	716,800	0
EPA 2245	Arizona Sonora Trade Office	0	25,000	0
EPA 2245	Advertising And Promotion	0	659,200	0
EPA 2245	Economic Development Matching Funds	0	104,000	0
EPA 2245	Reid Matching Grants	0	45,000	0
EPA 2245	Main Street	0	130,000	0
EPA 2245	Administrative Adjustments	0	0	0
EPA 2245	Cash Transfer To General Fund	0	0	0
	<b>2245 Total Commerce and Econ Development Fund</b>	<u>\$ 0</u>	<u>\$ 2,276,700</u>	<u>\$ 0</u>
EPA 2289	Cash Transfer To General Fund	\$ 0	\$ 0	\$ 0
	<b>2289 Total Recycling Fund</b>	<u>\$ 0</u>	<u>\$ 0</u>	<u>\$ 0</u>
EPA 2311	Cash Transfer To General Fund	\$ 0	\$ 0	\$ 0
	<b>2311 Total Greater AZ Development Authority Revolv</b>	<u>\$ 0</u>	<u>\$ 0</u>	<u>\$ 0</u>
EPA 3171	Oil Overcharge Administration	\$ 0	\$ 176,000	\$ 0
	<b>3171 Total Oil Overcharge Fund</b>	<u>\$ 0</u>	<u>\$ 176,000</u>	<u>\$ 0</u>
<b>OFFICE OF THE GOVERNOR</b>				
GVA 2037	Cash Transfer To General Fund	\$ 0	\$ 0	\$ 0
	<b>2037 Total Cnty Fairs Livestock &amp; Agricultr Promo Fd</b>	<u>\$ 0</u>	<u>\$ 0</u>	<u>\$ 0</u>
GVA 2439	Cash Transfer To General Fund	\$ 0	\$ 0	\$ 0
	<b>2439 Total Prevention Of Child Abuse Fund</b>	<u>\$ 0</u>	<u>\$ 0</u>	<u>\$ 0</u>
<b>ARIZONA DEPARTMENT OF HOUSING</b>				
HDA 2200	Cash Transfer To General Fund	\$ 0	\$ 0	\$ 0
	<b>2200 Total AZ Department Of Housing Program Fund</b>	<u>\$ 0</u>	<u>\$ 0</u>	<u>\$ 0</u>

See accompanying notes to financial statements.

SUPPLEMENTAL APPROPRIATIONS, MID-YEAR REVERSIONS AND ADJUSTMENTS	NET APPROPRIATIONS	EXPENDITURES	LAPSED APPROPRIATION AUTHORITY	JUNE 30, 2009 CONTINUING APPROPRIATION AUTHORITY
\$ 11,400	\$ 3,277,400	\$ 3,204,088	\$ 73,312	\$ 0
0	61,730	0	0	61,730
5,600	5,600	5,600	0	0
<u>\$ 17,000</u>	<u>\$ 3,344,730</u>	<u>\$ 3,209,688</u>	<u>\$ 73,312</u>	<u>\$ 61,730</u>
\$ 489,300	\$ 6,682,900	\$ 6,346,671	\$ 336,229	\$ 0
95,300	95,300	95,300	0	0
<u>\$ 584,600</u>	<u>\$ 6,778,200</u>	<u>\$ 6,441,971</u>	<u>\$ 336,229</u>	<u>\$ 0</u>
\$ 11,000	\$ 286,200	\$ 252,409	\$ 33,791	\$ 0
68	68	68	0	0
10,700	10,700	10,700	0	0
<u>\$ 21,768</u>	<u>\$ 296,968</u>	<u>\$ 263,178</u>	<u>\$ 33,791</u>	<u>\$ 0</u>
\$ 299,700	\$ 299,700	\$ 299,700	\$ 0	\$ 0
<u>\$ 299,700</u>	<u>\$ 299,700</u>	<u>\$ 299,700</u>	<u>\$ 0</u>	<u>\$ 0</u>
\$ 525,800	\$ 682,100	\$ 608,901	\$ 73,199	\$ 0
8,300	129,600	121,042	8,558	0
7,900	127,000	118,433	8,567	0
0	200,000	200,000	0	0
250,000	966,800	705,132	261,668	0
0	25,000	25,000	0	0
0	659,200	307,948	351,252	0
0	104,000	77,812	26,188	0
0	45,000	28,631	16,369	0
0	130,000	114,628	15,372	0
38,879	38,879	38,879	0	0
6,663,300	6,663,300	6,663,300	0	0
<u>\$ 7,494,179</u>	<u>\$ 9,770,879</u>	<u>\$ 9,009,707</u>	<u>\$ 761,172</u>	<u>\$ 0</u>
\$ 1,100	\$ 1,100	\$ 1,100	\$ 0	\$ 0
<u>\$ 1,100</u>	<u>\$ 1,100</u>	<u>\$ 1,100</u>	<u>\$ 0</u>	<u>\$ 0</u>
\$ 5,196,100	\$ 5,196,100	\$ 5,196,100	\$ 0	\$ 0
<u>\$ 5,196,100</u>	<u>\$ 5,196,100</u>	<u>\$ 5,196,100</u>	<u>\$ 0</u>	<u>\$ 0</u>
\$ 8,900	\$ 184,900	\$ 0	\$ 184,900	\$ 0
<u>\$ 8,900</u>	<u>\$ 184,900</u>	<u>\$ 0</u>	<u>\$ 184,900</u>	<u>\$ 0</u>
\$ 60,300	\$ 60,300	\$ 60,300	\$ 0	\$ 0
<u>\$ 60,300</u>	<u>\$ 60,300</u>	<u>\$ 60,300</u>	<u>\$ 0</u>	<u>\$ 0</u>
\$ 31,500	\$ 31,500	\$ 31,500	\$ 0	\$ 0
<u>\$ 31,500</u>	<u>\$ 31,500</u>	<u>\$ 31,500</u>	<u>\$ 0</u>	<u>\$ 0</u>
\$ 3,875,300	\$ 3,875,300	\$ 3,875,300	\$ 0	\$ 0
<u>\$ 3,875,300</u>	<u>\$ 3,875,300</u>	<u>\$ 3,875,300</u>	<u>\$ 0</u>	<u>\$ 0</u>

See accompanying notes to financial statements.



STATE OF ARIZONA  
SPECIAL REVENUE FUNDS  
STATEMENT OF EXPENDITURES - APPROPRIATION TO ACTUAL  
BUDGETARY (LEGAL) BASIS  
FOR THE YEAR ENDED JUNE 30, 2009

		JULY 1, 2008 CONTINUING APPROPRIATION AUTHORITY	GENERAL APPROPRIATIONS	CAPITAL OUTLAY APPROPRIATIONS
HDA 2235	Operating Lump Sum Appropriation	\$ 0	\$ 909,300	\$ 0
HDA 2235	Cash Transfer To General Fund	0	0	0
	<b>2235 Total Housing Trust Fund</b>	<u>\$ 0</u>	<u>\$ 909,300</u>	<u>\$ 0</u>
<b>ARIZONA PARENTS COMMISSION ON DRUG EDUCATION AND PREVENTION</b>				
PCA 2277	Cash Transfer To General Fund	\$ 0	\$ 0	\$ 0
	<b>2277 Total Drug Treatment And Education Fund</b>	<u>\$ 0</u>	<u>\$ 0</u>	<u>\$ 0</u>
<b>DEPARTMENT OF REVENUE</b>				
RVA 1306	Operating Lump Sum Appropriation	\$ 0	\$ 646,800	\$ 0
	<b>1306 Total Tobacco Tax and Healthcare Fund</b>	<u>\$ 0</u>	<u>\$ 646,800</u>	<u>\$ 0</u>
<b>SUPREME COURT</b>				
SPA 2075	Community Punishment	\$ 0	\$ 1,830,400	\$ 0
SPA 2075	Juvenile Crime Reduction	0	5,221,800	0
SPA 2075	State Aid	0	3,068,200	0
SPA 2075	Cash Transfer To General Fund	0	0	0
	<b>2075 Total Criminal Justice Enhancement Fund</b>	<u>\$ 0</u>	<u>\$ 10,120,400</u>	<u>\$ 0</u>
SPA 2088	Drug Study	\$ 38,514	\$ 0	\$ 0
	<b>2088 Total Corrections Fund</b>	<u>\$ 38,514</u>	<u>\$ 0</u>	<u>\$ 0</u>
SPA 2246	Operating Lump Sum Appropriation	\$ 0	\$ 2,861,100	\$ 0
SPA 2246	Automation	0	7,855,300	0
SPA 2246	Probation Surcharge	0	3,425,700	0
SPA 2246	Case And Cash Management System	0	1,365,600	0
SPA 2246	Administrative Adjustments	0	0	0
SPA 2246	Cash Transfer To General Fund	0	0	0
	<b>2246 Total Judicial Collection Enhancement Fund</b>	<u>\$ 0</u>	<u>\$ 15,507,700</u>	<u>\$ 0</u>
SPA 2247	Operating Lump Sum Appropriation	\$ 0	\$ 702,500	\$ 0
SPA 2247	Automation	0	4,565,100	0
SPA 2247	Case And Cash Management System	0	151,700	0
SPA 2247	Administrative Adjustments	0	0	0
SPA 2247	Cash Transfer To General Fund	0	0	0
	<b>2247 Total Defensive Driving School Fund</b>	<u>\$ 0</u>	<u>\$ 5,419,300</u>	<u>\$ 0</u>
SPA 2275	Court Appointed Special Advocate	\$ 0	\$ 3,456,000	\$ 0
SPA 2275	Cash Transfer To General Fund	0	0	0
	<b>2275 Total Court Appointed Special Advocate Fund</b>	<u>\$ 0</u>	<u>\$ 3,456,000</u>	<u>\$ 0</u>
SPA 2276	Operating Lump Sum Appropriation	\$ 0	\$ 488,900	\$ 0
SPA 2276	Reg Activities - Conf Intermediary	147,839	0	0
SPA 2276	Administrative Adjustments	0	0	0
SPA 2276	Cash Transfer To General Fund	0	0	0
	<b>2276 Total Confidential Intermediary and Fiduciary Fund</b>	<u>\$ 147,839</u>	<u>\$ 488,900</u>	<u>\$ 0</u>
SPA 2277	Community Punishment	\$ 0	\$ 500,000	\$ 0
SPA 2277	Cash Transfer To General Fund	0	0	0
	<b>2277 Total Drug Treatment And Education Fund</b>	<u>\$ 0</u>	<u>\$ 500,000</u>	<u>\$ 0</u>
SPA 2390	Photo Enforcement Fund	\$ 0	\$ 0	\$ 0
	<b>2390 Total Photo Enforcement Fund</b>	<u>\$ 0</u>	<u>\$ 0</u>	<u>\$ 0</u>

See accompanying notes to financial statements.

SUPPLEMENTAL APPROPRIATIONS, MID-YEAR REVERSIONS AND ADJUSTMENTS	NET APPROPRIATIONS	EXPENDITURES	LAPSED APPROPRIATION AUTHORITY	JUNE 30, 2009 CONTINUING APPROPRIATION AUTHORITY
\$ 35,500	\$ 944,800	\$ 911,300	\$ 33,500	\$ 0
29,073,300	29,073,300	29,073,300	0	0
<u>\$ 29,108,800</u>	<u>\$ 30,018,100</u>	<u>\$ 29,984,600</u>	<u>\$ 33,500</u>	<u>\$ 0</u>
\$ 1,076,700	\$ 1,076,700	\$ 1,076,700	\$ 0	\$ 0
<u>\$ 1,076,700</u>	<u>\$ 1,076,700</u>	<u>\$ 1,076,700</u>	<u>\$ 0</u>	<u>\$ 0</u>
\$ 16,000	\$ 662,800	\$ 661,484	\$ 1,316	\$ 0
<u>\$ 16,000</u>	<u>\$ 662,800</u>	<u>\$ 661,484</u>	<u>\$ 1,316</u>	<u>\$ 0</u>
\$ (10,000)	\$ 1,820,400	\$ 1,498,615	\$ 321,785	\$ 0
(24,000)	5,197,800	4,137,887	1,059,913	0
(14,700)	3,053,500	2,947,996	105,504	0
2,764,100	2,764,100	2,764,100	0	0
<u>\$ 2,715,400</u>	<u>\$ 12,835,800</u>	<u>\$ 11,348,599</u>	<u>\$ 1,487,201</u>	<u>\$ 0</u>
\$ 0	\$ 38,514	\$ 0	\$ 38,514	\$ 0
<u>\$ 0</u>	<u>\$ 38,514</u>	<u>\$ 0</u>	<u>\$ 38,514</u>	<u>\$ 0</u>
\$ 400	\$ 2,861,500	\$ 2,841,793	\$ 19,707	\$ 0
(78,600)	7,776,700	7,627,089	149,611	0
171,200	3,596,900	2,667,509	929,391	0
0	1,365,600	1,351,607	13,993	0
12,516	12,516	12,516	0	0
1,230,700	1,230,700	1,230,700	0	0
<u>\$ 1,336,216</u>	<u>\$ 16,843,916</u>	<u>\$ 15,731,213</u>	<u>\$ 1,112,702</u>	<u>\$ 0</u>
\$ 400	\$ 702,900	\$ 578,270	\$ 124,630	\$ 0
(26,100)	4,539,000	4,311,575	227,425	0
0	151,700	151,699	1	0
9,012	9,012	9,012	0	0
222,600	222,600	222,600	0	0
<u>\$ 205,912</u>	<u>\$ 5,625,212</u>	<u>\$ 5,273,155</u>	<u>\$ 352,056</u>	<u>\$ 0</u>
\$ (6,800)	\$ 3,449,200	\$ 2,713,659	\$ 735,541	\$ 0
507,200	507,200	507,200	0	0
<u>\$ 500,400</u>	<u>\$ 3,956,400</u>	<u>\$ 3,220,859</u>	<u>\$ 735,541</u>	<u>\$ 0</u>
\$ (4,300)	\$ 484,600	\$ 319,762	\$ 164,838	\$ 0
0	147,839	0	147,839	0
1,000	1,000	1,000	0	0
154,400	154,400	154,400	0	0
<u>\$ 151,100</u>	<u>\$ 787,839</u>	<u>\$ 475,163</u>	<u>\$ 312,677</u>	<u>\$ 0</u>
\$ 0	\$ 500,000	\$ 494,926	\$ 5,074	\$ 0
1,308,500	1,308,500	1,308,500	0	0
<u>\$ 1,308,500</u>	<u>\$ 1,808,500</u>	<u>\$ 1,803,426</u>	<u>\$ 5,074</u>	<u>\$ 0</u>
\$ 4,056,600	\$ 4,056,600	\$ 2,369,887	\$ 1,686,713	\$ 0
<u>\$ 4,056,600</u>	<u>\$ 4,056,600</u>	<u>\$ 2,369,887</u>	<u>\$ 1,686,713</u>	<u>\$ 0</u>

See accompanying notes to financial statements.

STATE OF ARIZONA  
SPECIAL REVENUE FUNDS  
STATEMENT OF EXPENDITURES - APPROPRIATION TO ACTUAL  
BUDGETARY (LEGAL) BASIS  
FOR THE YEAR ENDED JUNE 30, 2009

	JULY 1, 2008 CONTINUING APPROPRIATION AUTHORITY	GENERAL APPROPRIATIONS	CAPITAL OUTLAY APPROPRIATIONS
SPA 2446 State Aid	\$ 0	\$ 2,945,900	\$ 0
SPA 2446 Cash Transfer To General Fund	0	0	0
<b>2446 Total State Aid To The Courts Fund</b>	<u>\$ 0</u>	<u>\$ 2,945,900</u>	<u>\$ 0</u>
SPA 3245 Cash Transfer To General Fund	\$ 0	\$ 0	\$ 0
<b>3245 Total Alternative Dispute Resolution Fund</b>	<u>\$ 0</u>	<u>\$ 0</u>	<u>\$ 0</u>
<b>SECRETARY OF STATE</b>			
STA 2357 Help America Vote Act - Federal Funds	\$ 0	\$ 4,000,000	\$ 0
STA 2357 Help America Vote Act - Federal Funds FY07 - 08	12,353,562	0	0
<b>2357 Total Election Systems Improvement Fund</b>	<u>\$ 12,353,562</u>	<u>\$ 4,000,000</u>	<u>\$ 0</u>
STA 2520 Operating Lump Sum Appropriation	\$ 0	\$ 94,800	\$ 0
<b>2520 Total Professional Employer Organization Fund</b>	<u>\$ 0</u>	<u>\$ 94,800</u>	<u>\$ 0</u>
<b>TOTAL GENERAL GOVERNMENT</b>	<u><b>\$ 14,919,531</b></u>	<u><b>\$ 64,803,600</b></u>	<u><b>\$ 0</b></u>
<b>HEALTH AND WELFARE</b>			
<b>DEPARTMENT OF ECONOMIC SECURITY</b>			
DEA 1306 DDD--Autism Training & Oversight	\$ 0	\$ 200,000	\$ 0
<b>1306 Total Tobacco Tax and Healthcare Fund</b>	<u>\$ 0</u>	<u>\$ 200,000</u>	<u>\$ 0</u>
DEA 2066 DERS Operating Lump Sum Appropriation	\$ 0	\$ 85,000	\$ 0
DEA 2066 ADM Operating Lump Sum Appropriations	0	200	0
DEA 2066 DERS Jobs	0	1,500,000	0
DEA 2066 Administrative Adjustments	0	0	0
DEA 2066 Cash Transfer To General Fund	0	0	0
<b>2066 Total Special Administration Fund</b>	<u>\$ 0</u>	<u>\$ 1,585,200</u>	<u>\$ 0</u>
DEA 2160 DACS Domestic Violence Prevention	\$ 0	\$ 1,700,000	\$ 0
DEA 2160 Cash Transfer To General Fund	0	0	0
<b>2160 Total Domestic Violence Shelter Fund</b>	<u>\$ 0</u>	<u>\$ 1,700,000</u>	<u>\$ 0</u>
DEA 2162 DCYF Children Support Svcs - Cap	\$ 0	\$ 750,000	\$ 0
DEA 2162 DCYF Child Abuse Prevention	0	826,900	0
DEA 2162 Administrative Adjustments	0	0	0
<b>2162 Total Child Abuse Prevention Fund</b>	<u>\$ 0</u>	<u>\$ 1,576,900</u>	<u>\$ 0</u>
DEA 2173 DCYF Operating Lump Sum Appropriation	\$ 0	\$ 209,600	\$ 0
DEA 2173 Administrative Adjustments	0	0	0
DEA 2173 Cash Transfer To General Fund	0	0	0
<b>2173 Total Child/Family Services Training Program</b>	<u>\$ 0</u>	<u>\$ 209,600</u>	<u>\$ 0</u>
DEA 2217 Adm Attorney General Legal Services	0	108,900	0
DEA 2217 Adm Operating Lump Sum-PAC Fund	0	408,100	0
DEA 2217 Administrative Adjustments	0	0	0
DEA 2217 Cash Transfer To General Fund	0	0	0
<b>2217 Total Public Assistance Collections Fund</b>	<u>\$ 0</u>	<u>\$ 517,000</u>	<u>\$ 0</u>

See accompanying notes to financial statements.

SUPPLEMENTAL APPROPRIATIONS, MID-YEAR REVERSIONS AND ADJUSTMENTS	NET APPROPRIATIONS	EXPENDITURES	LAPSED APPROPRIATION AUTHORITY	JUNE 30, 2009 CONTINUING APPROPRIATION AUTHORITY
\$ (600)	\$ 2,945,300	\$ 2,847,497	\$ 97,803	\$ 0
719,600	719,600	719,600	0	0
<u>\$ 719,000</u>	<u>\$ 3,664,900</u>	<u>\$ 3,567,097</u>	<u>\$ 97,803</u>	<u>\$ 0</u>
\$ 256,300	\$ 256,300	\$ 256,300	\$ 0	\$ 0
<u>\$ 256,300</u>	<u>\$ 256,300</u>	<u>\$ 256,300</u>	<u>\$ 0</u>	<u>\$ 0</u>
\$ 2,000	\$ 4,002,000	\$ 306,010	\$ 0	\$ 3,695,990
0	12,353,562	11,467,909	885,653	0
<u>\$ 2,000</u>	<u>\$ 16,355,562</u>	<u>\$ 11,773,919</u>	<u>\$ 885,653</u>	<u>\$ 3,695,990</u>
\$ 3,400	\$ 98,200	\$ 0	\$ 98,200	\$ 0
<u>\$ 3,400</u>	<u>\$ 98,200</u>	<u>\$ 0</u>	<u>\$ 98,200</u>	<u>\$ 0</u>
<b><u>\$ 87,846,209</u></b>	<b><u>\$ 167,569,340</u></b>	<b><u>\$ 150,966,964</u></b>	<b><u>\$ 12,779,674</u></b>	<b><u>\$ 3,822,704</u></b>
\$ 0	\$ 200,000	\$ 0	\$ 200,000	\$ 0
<u>\$ 0</u>	<u>\$ 200,000</u>	<u>\$ 0</u>	<u>\$ 200,000</u>	<u>\$ 0</u>
\$ (10,600)	\$ 74,400	\$ 0	\$ 74,400	\$ 0
(200)	0	0	0	0
0	1,500,000	1,046,300	453,700	0
294,996	294,996	294,996	0	0
2,989,500	2,989,500	2,989,500	0	0
<u>\$ 3,273,696</u>	<u>\$ 4,858,896</u>	<u>\$ 4,330,796</u>	<u>\$ 528,100</u>	<u>\$ 0</u>
\$ 700,000	\$ 2,400,000	\$ 2,153,850	\$ 246,150	\$ 0
787,500	787,500	787,500	0	0
<u>\$ 1,487,500</u>	<u>\$ 3,187,500</u>	<u>\$ 2,941,350</u>	<u>\$ 246,150</u>	<u>\$ 0</u>
\$ 0	\$ 750,000	\$ 750,000	\$ 0	\$ 0
0	826,900	43,099	783,801	0
752,340	752,340	752,340	0	0
<u>\$ 752,340</u>	<u>\$ 2,329,240</u>	<u>\$ 1,545,439</u>	<u>\$ 783,801</u>	<u>\$ 0</u>
\$ 0	\$ 209,600	\$ 165,138	\$ 44,462	\$ 0
67,945	67,945	67,945	0	0
182,100	182,100	182,100	0	0
<u>\$ 250,045</u>	<u>\$ 459,645</u>	<u>\$ 415,183</u>	<u>\$ 44,462</u>	<u>\$ 0</u>
(100)	108,800	15,970	92,830	0
(300)	407,800	166,740	241,060	0
248,221	248,221	248,221	0	0
230,300	230,300	230,300	0	0
<u>\$ 478,121</u>	<u>\$ 995,121</u>	<u>\$ 661,231</u>	<u>\$ 333,890</u>	<u>\$ 0</u>

See accompanying notes to financial statements.

STATE OF ARIZONA  
SPECIAL REVENUE FUNDS  
STATEMENT OF EXPENDITURES - APPROPRIATION TO ACTUAL  
BUDGETARY (LEGAL) BASIS  
FOR THE YEAR ENDED JUNE 30, 2009

			JULY 1, 2008 CONTINUING APPROPRIATION AUTHORITY	GENERAL APPROPRIATIONS	CAPITAL OUTLAY APPROPRIATIONS
DEA 2335	DERS Operating Lump Sum - Hsia		\$ 0	\$ 569,500	\$ 0
DEA 2335	DERS Vocational Rehabilitation Services		0	204,700	0
DEA 2335	Adm Operating Lump Sum - Hsif		0	89,000	0
DEA 2335	DERS Independent Living Rehab Services		0	1,707,700	0
DEA 2335	Administrative Adjustments		0	0	0
DEA 2335	Cash Transfer To General Fund		0	0	0
	<b>2335 Total Spinal And Head Injuries Trust Fund</b>		<u>\$ 0</u>	<u>\$ 2,570,900</u>	<u>\$ 0</u>
DEA 3092	Cash Transfer To General Fund		\$ 0	\$ 0	\$ 0
	<b>3092 Total Utility Assistance Fund</b>		<u>\$ 0</u>	<u>\$ 0</u>	<u>\$ 0</u>
<b>COMMISSION FOR THE DEAF AND THE HARD OF HEARING</b>					
DFA 2047	Operating Lump Sum Appropriation		\$ 0	\$ 5,387,300	\$ 0
DFA 2047	Interpreters For Certification, Licensure	418,912		0	0
DFA 2047	Administrative Adjustments		0	0	0
DFA 2047	Cash Transfer To General Fund		0	0	0
	<b>2047 Total Telecommunication Fund For The Deaf</b>		<u>\$ 418,912</u>	<u>\$ 5,387,300</u>	<u>\$ 0</u>
<b>DEPARTMENT OF ENVIRONMENTAL QUALITY</b>					
EVA 2082	Emissions Control Program-Administration		\$ 0	\$ 4,180,100	\$ 0
EVA 2082	Emissions Control - Contractor Payments		0	33,239,600	0
EVA 2082	Administrative Adjustments		0	0	0
EVA 2082	Cash Transfer To General Fund		0	0	0
	<b>2082 Total Emissions Inspection Fund</b>		<u>\$ 0</u>	<u>\$ 37,419,700</u>	<u>\$ 0</u>
EVA 2178	Waste Control And Management		\$ 0	\$ 780,000	\$ 0
EVA 2178	Hazardous Waste Reserve FY95 - 96	29,273		0	0
EVA 2178	Hazardous Waste Reserve FY94 - 95	64,000		0	0
EVA 2178	Administrative Adjustments		0	0	0
	<b>2178 Total Hazardous Waste Management Fund</b>		<u>\$ 93,273</u>	<u>\$ 780,000</u>	<u>\$ 0</u>
EVA 2221	Cash Transfer To General Fund		\$ 0	\$ 0	\$ 0
	<b>2221 Total Water Quality Assurance Revolving Fund</b>		<u>\$ 0</u>	<u>\$ 0</u>	<u>\$ 0</u>
EVA 2226	Reversion Of Fund 2240		\$ 0	\$ 0	\$ 0
EVA 2226	Air Quality Management And Analysis		0	4,987,500	0
EVA 2226	Transfers To Counties Program		0	165,000	0
EVA 2226	Roadside Diesel Emissions Testing Prog FY02 - 03	200,000		0	0
EVA 2226	Roadside Diesel Emissions Testing Prog FY01 - 02	200,000		0	0
EVA 2226	Political Subdivisions Assistance FY01 - 02	18,500		0	0
EVA 2226	Visibility Index Development FY02 - 03	10,099		0	0
EVA 2226	Visibility Index Development FY01 - 02	80,589		0	0
EVA 2226	Emissions Cap & Trading Program FY02 - 03	266,582		0	0
EVA 2226	Emissions Cap & Trading Program FY01 - 02	70,576		0	0
EVA 2226	Air Quality Program - Continuing FY02 - 03	182,451		0	0
EVA 2226	Air Quality Program - Continuing FY01 - 02	186,035		0	0
EVA 2226	Cash Transfer To General Fund		0	0	0
	<b>2226 Total Air Quality Fund</b>		<u>\$ 1,214,832</u>	<u>\$ 5,152,500</u>	<u>\$ 0</u>
EVA 2254	Clean Water Revolving Fund Supplemental		\$ 0	\$ 5,000,000	\$ 0
	<b>2254 Total Clean Water Revolving Fund</b>		<u>\$ 0</u>	<u>\$ 5,000,000</u>	<u>\$ 0</u>

See accompanying notes to financial statements.

SUPPLEMENTAL APPROPRIATIONS, MID-YEAR REVERSIONS AND ADJUSTMENTS	NET APPROPRIATIONS	EXPENDITURES	LAPSED APPROPRIATION AUTHORITY	JUNE 30, 2009 CONTINUING APPROPRIATION AUTHORITY
\$ (45,700)	\$ 523,800	\$ 428,885	\$ 94,915	\$ 0
0	204,700	58,390	146,310	0
(49,500)	39,500	0	39,500	0
90,000	1,797,700	1,592,382	205,318	0
214,106	214,106	214,106	0	0
1,006,100	1,006,100	1,006,100	0	0
<u>\$ 1,215,006</u>	<u>\$ 3,785,906</u>	<u>\$ 3,299,862</u>	<u>\$ 486,044</u>	<u>\$ 0</u>
\$ 550,000	\$ 550,000	\$ 550,000	\$ 0	\$ 0
<u>\$ 550,000</u>	<u>\$ 550,000</u>	<u>\$ 550,000</u>	<u>\$ 0</u>	<u>\$ 0</u>
\$ 53,800	\$ 5,441,100	\$ 3,794,444	\$ 1,646,656	\$ 0
0	418,912	123,155	0	295,757
15,523	15,523	15,523	0	0
2,553,500	2,553,500	2,553,500	0	0
<u>\$ 2,622,823</u>	<u>\$ 8,429,035</u>	<u>\$ 6,486,622</u>	<u>\$ 1,646,656</u>	<u>\$ 295,757</u>
\$ 51,000	\$ 4,231,100	\$ 2,699,629	\$ 1,531,471	\$ 0
0	33,239,600	25,454,705	7,784,895	0
413	413	413	0	0
8,178,000	8,178,000	8,178,000	0	0
<u>\$ 8,229,413</u>	<u>\$ 45,649,113</u>	<u>\$ 36,332,747</u>	<u>\$ 9,316,367</u>	<u>\$ 0</u>
\$ 15,000	\$ 795,000	\$ 163,284	\$ 631,716	\$ 0
0	29,273	0	29,273	0
0	64,000	0	64,000	0
143,661	143,661	143,661	0	0
<u>\$ 158,661</u>	<u>\$ 1,031,934</u>	<u>\$ 306,945</u>	<u>\$ 724,989</u>	<u>\$ 0</u>
\$ 13,109,300	\$ 13,109,300	\$ 13,109,300	\$ 0	\$ 0
<u>\$ 13,109,300</u>	<u>\$ 13,109,300</u>	<u>\$ 13,109,300</u>	<u>\$ 0</u>	<u>\$ 0</u>
\$ 66,164	\$ 66,164	\$ 66,164	\$ 0	\$ 0
663,300	5,650,800	4,923,440	727,360	0
0	165,000	165,000	0	0
0	200,000	0	200,000	0
0	200,000	0	0	200,000
0	18,500	0	0	18,500
0	10,099	0	10,099	0
0	80,589	0	0	80,589
0	266,582	0	0	266,582
0	70,576	0	0	70,576
0	182,451	0	0	182,451
0	186,035	0	0	186,035
8,435,000	8,435,000	8,435,000	0	0
<u>\$ 9,164,464</u>	<u>\$ 15,531,796</u>	<u>\$ 13,589,603</u>	<u>\$ 937,459</u>	<u>\$ 1,004,733</u>
\$ 0	\$ 5,000,000	\$ 4,637,059	\$ 362,941	\$ 0
<u>\$ 0</u>	<u>\$ 5,000,000</u>	<u>\$ 4,637,059</u>	<u>\$ 362,941</u>	<u>\$ 0</u>

See accompanying notes to financial statements.

STATE OF ARIZONA  
SPECIAL REVENUE FUNDS  
STATEMENT OF EXPENDITURES - APPROPRIATION TO ACTUAL  
BUDGETARY (LEGAL) BASIS  
FOR THE YEAR ENDED JUNE 30, 2009

			JULY 1, 2008 CONTINUING APPROPRIATION AUTHORITY	GENERAL APPROPRIATIONS	CAPITAL OUTLAY APPROPRIATIONS
EVA 2271	Underground Storage Tank Technical Appeals		\$ 0	\$ 10,000	\$ 0
EVA 2271	Underground Storage Tank Policy Commission		0	10,000	0
EVA 2271	Underground Storage Tank Assurance		0	2,000	0
EVA 2271	Underground Storage Tank Policy Comm FY00 - 01		1	0	0
EVA 2271	Underground Storage Tank Policy Comm FY99 - 00		18,857	0	0
EVA 2271	Underground Storage Tank Tech Appeals FY00 - 01		7,500	0	0
EVA 2271	Cash Transfer To General Fund		0	0	0
	<b>2271 Total Underground Storage Tank Revolving Fund</b>		<u>\$ 26,358</u>	<u>\$ 22,000</u>	<u>\$ 0</u>
EVA 2289	Waste Control And Management		\$ 0	\$ 2,319,800	\$ 0
EVA 2289	Cash Transfer To General Fund		0	0	0
	<b>2289 Total Recycling Fund</b>		<u>\$ 0</u>	<u>\$ 2,319,800</u>	<u>\$ 0</u>
EVA 2308	Cash Transfer To General Fund		\$ 0	\$ 0	\$ 0
	<b>2308 Total Monitoring Assistance Fund</b>		<u>\$ 0</u>	<u>\$ 0</u>	<u>\$ 0</u>
EVA 2328	Air Quality Management And Analysis		\$ 0	\$ 0	\$ 0
EVA 2328	Administrative Adjustments		0	0	0
EVA 2328	Cash Transfer To General Fund		0	0	0
	<b>2328 Total Permit Administration Fund</b>		<u>\$ 0</u>	<u>\$ 0</u>	<u>\$ 0</u>
EVA 2365	Cash Transfer To General Fund		\$ 0	\$ 0	\$ 0
	<b>2365 Total Voluntary Vehicle Repair &amp; Retrofit Prgm</b>		<u>\$ 0</u>	<u>\$ 0</u>	<u>\$ 0</u>
EVA 2564	Cash Transfer To General Fund		\$ 0	\$ 0	\$ 0
	<b>2564 Total Voluntary Remediation Fund</b>		<u>\$ 0</u>	<u>\$ 0</u>	<u>\$ 0</u>
EVA 3110	Waste Control And Management		\$ 0	\$ 1,258,200	\$ 0
EVA 3110	Waste Tire Program		0	224,900	0
EVA 3110	Service Fees Increase - Solid Waste		0	0	0
EVA 3110	Administrative Adjustments		0	0	0
EVA 3110	Cash Transfer To General Fund		0	0	0
	<b>3110 Total Solid Waste Fee Fund</b>		<u>\$ 0</u>	<u>\$ 1,483,100</u>	<u>\$ 0</u>
EVA 3500	Waste Control And Management		\$ 0	\$ 137,300	\$ 0
	<b>3500 Total Used Oil Fund</b>		<u>\$ 0</u>	<u>\$ 137,300</u>	<u>\$ 0</u>
EVA 4100	Water Quality Program		\$ 0	\$ 5,839,100	\$ 0
EVA 4100	Administrative Adjustments		0	0	0
EVA 4100	Cash Transfer To General Fund		0	0	0
	<b>4100 Total Water Quality Fee Fund</b>		<u>\$ 0</u>	<u>\$ 5,839,100</u>	<u>\$ 0</u>
EVA 7000	Operating Lump Sum Appropriation		\$ 0	\$ 10,531,000	\$ 0
EVA 7000	Indirect Cost Recovery Fund Supplemental		0	2,000,000	0
EVA 7000	Relief Bill Cash Transfer Fy09		0	0	0
EVA 7000	Administrative Adjustments		0	0	0
EVA 7000	Cash Transfer To General Fund		0	0	0
	<b>7000 Total Indirect Cost Fund</b>		<u>\$ 0</u>	<u>\$ 12,531,000</u>	<u>\$ 0</u>
<b>ARIZONA HEALTH CARE COST CONTAINMENT SYSTEM</b>					
HCA 1306	Capitation		\$ 0	\$ 58,840,800	\$ 0
HCA 1306	Prop 204 - Capitation		0	4,045,400	0
	<b>1306 Total Tobacco Tax and Healthcare Fund</b>		<u>\$ 0</u>	<u>\$ 62,886,200</u>	<u>\$ 0</u>

See accompanying notes to financial statements.

SUPPLEMENTAL APPROPRIATIONS, MID-YEAR REVERSIONS AND ADJUSTMENTS	NET APPROPRIATIONS	EXPENDITURES	LAPSED APPROPRIATION AUTHORITY	JUNE 30, 2009 CONTINUING APPROPRIATION AUTHORITY
\$ 0	\$ 10,000	\$ 0	\$ 10,000	\$ 0
0	10,000	1,301	8,699	0
0	2,000	0	2,000	0
0	1	0	0	0
0	18,857	0	18,857	0
0	7,500	0	0	7,500
14,635,400	14,635,400	14,635,400	0	0
<u>\$ 14,635,400</u>	<u>\$ 14,683,758</u>	<u>\$ 14,636,701</u>	<u>\$ 39,556</u>	<u>\$ 7,500</u>
\$ 6,000	\$ 2,325,800	\$ 2,078,407	\$ 247,393	\$ 0
3,527,100	3,527,100	3,527,100	0	0
<u>\$ 3,533,100</u>	<u>\$ 5,852,900</u>	<u>\$ 5,605,507</u>	<u>\$ 247,393</u>	<u>\$ 0</u>
\$ 651,100	\$ 651,100	\$ 651,100	\$ 0	\$ 0
<u>\$ 651,100</u>	<u>\$ 651,100</u>	<u>\$ 651,100</u>	<u>\$ 0</u>	<u>\$ 0</u>
\$ 5,992,300	\$ 5,992,300	\$ 5,752,174	\$ 240,126	\$ 0
21,215	21,215	21,215	0	0
2,778,500	2,778,500	2,778,500	0	0
<u>\$ 8,792,015</u>	<u>\$ 8,792,015</u>	<u>\$ 8,551,889</u>	<u>\$ 240,126</u>	<u>\$ 0</u>
\$ 1,332,900	\$ 1,332,900	\$ 1,332,900	\$ 0	\$ 0
<u>\$ 1,332,900</u>	<u>\$ 1,332,900</u>	<u>\$ 1,332,900</u>	<u>\$ 0</u>	<u>\$ 0</u>
\$ 11,700	\$ 11,700	\$ 11,700	\$ 0	\$ 0
<u>\$ 11,700</u>	<u>\$ 11,700</u>	<u>\$ 11,700</u>	<u>\$ 0</u>	<u>\$ 0</u>
\$ 17,600	\$ 1,275,800	\$ 962,876	\$ 312,924	\$ 0
2,400	227,300	47,894	179,406	0
600,000	600,000	0	600,000	0
5,077	5,077	5,077	0	0
508,200	508,200	508,200	0	0
<u>\$ 1,133,277</u>	<u>\$ 2,616,377</u>	<u>\$ 1,524,047</u>	<u>\$ 1,092,330</u>	<u>\$ 0</u>
\$ 500	\$ 137,800	\$ 662	\$ 137,138	\$ 0
<u>\$ 500</u>	<u>\$ 137,800</u>	<u>\$ 662</u>	<u>\$ 137,138</u>	<u>\$ 0</u>
\$ 47,900	\$ 5,887,000	\$ 4,086,114	\$ 1,800,886	\$ 0
1,175	1,175	1,175	0	0
1,491,100	1,491,100	1,491,100	0	0
<u>\$ 1,540,175</u>	<u>\$ 7,379,275</u>	<u>\$ 5,578,388</u>	<u>\$ 1,800,886</u>	<u>\$ 0</u>
\$ 217,200	\$ 10,748,200	\$ 352,484	\$ 10,395,716	\$ 0
0	2,000,000	1,828,101	171,899	0
6,922	6,922	6,922	0	0
156,744	156,744	156,744	0	0
5,687,800	5,687,800	5,687,800	0	0
<u>\$ 6,068,666</u>	<u>\$ 18,599,666</u>	<u>\$ 8,032,051</u>	<u>\$ 10,567,615</u>	<u>\$ 0</u>
\$ (9,148,100)	\$ 49,692,700	\$ 47,730,888	\$ 1,961,812	\$ 0
0	4,045,400	2,962,863	1,082,537	0
<u>\$ (9,148,100)</u>	<u>\$ 53,738,100</u>	<u>\$ 50,693,751</u>	<u>\$ 3,044,349</u>	<u>\$ 0</u>

See accompanying notes to financial statements.



STATE OF ARIZONA  
SPECIAL REVENUE FUNDS  
STATEMENT OF EXPENDITURES - APPROPRIATION TO ACTUAL  
BUDGETARY (LEGAL) BASIS  
FOR THE YEAR ENDED JUNE 30, 2009

		JULY 1, 2008 CONTINUING APPROPRIATION AUTHORITY	GENERAL APPROPRIATIONS	CAPITAL OUTLAY APPROPRIATIONS
HCA 1310	Prop 204 - Capitation	\$ 0	\$ 15,029,000	\$ 0
HCA 1310	Prop 204 Medicare	0	10,687,500	0
	<b>1310 Total Tobacco Products Tax Fund</b>	<u>\$ 0</u>	<u>\$ 25,716,500</u>	<u>\$ 0</u>
HCA 2409	KidsCare Administration	\$ 0	\$ 7,127,800	\$ 0
HCA 2409	Children's Health Insurance Program - Services	0	112,270,900	0
HCA 2409	Children's Health Insurance Program - Parents	0	26,564,400	0
HCA 2409	Administrative Adjustments	0	0	0
	<b>2409 Total Children's Health Insurance Program Fund</b>	<u>\$ 0</u>	<u>\$ 145,963,100</u>	<u>\$ 0</u>
HCA 3791	Cash Transfer To General Fund	\$ 0	\$ 0	\$ 0
	<b>3791 Total Third Party Liability Fund</b>	<u>\$ 0</u>	<u>\$ 0</u>	<u>\$ 0</u>
<b>DEPARTMENT OF HEALTH SERVICES</b>				
HSA 1050	Service Fees Increase	\$ 0	\$ 0	\$ 0
	<b>1050 Total Service Fees Increase Fund</b>	<u>\$ 0</u>	<u>\$ 0</u>	<u>\$ 0</u>
HSA 1306	Folic Acid	\$ 0	\$ 400,000	\$ 0
HSA 1306	Community Health Centers	0	4,500,000	0
HSA 1306	Seriously Mentally Ill Non-Title XIX	0	30,924,800	0
HSA 1306	Administrative Adjustments	0	0	0
	<b>1306 Total Tobacco Tax and Healthcare Fund</b>	<u>\$ 0</u>	<u>\$ 35,824,800</u>	<u>\$ 0</u>
HSA 2038	Cash Transfer To General Fund	\$ 0	\$ 0	\$ 0
	<b>2038 Total Arizona Medical Board Fund</b>	<u>\$ 0</u>	<u>\$ 0</u>	<u>\$ 0</u>
HSA 2096	Alzheimer Disease Research	\$ 0	\$ 1,000,000	\$ 0
	<b>2096 Total Health Research Fund</b>	<u>\$ 0</u>	<u>\$ 1,000,000</u>	<u>\$ 0</u>
HSA 2112	Cash Transfer To General Fund	\$ 0	\$ 0	\$ 0
	<b>2112 Total Poison Control Fund</b>	<u>\$ 0</u>	<u>\$ 0</u>	<u>\$ 0</u>
HSA 2171	Operating Lump Sum Appropriation	\$ 0	\$ 203,900	\$ 0
HSA 2171	Attorney General Legal Services	0	50,000	0
HSA 2171	High Risk Perinatal Services	0	450,000	0
HSA 2171	Child Fatality Review Team	0	147,200	0
HSA 2171	Operating Lump Sum Appropriation	0	837,300	0
HSA 2171	Loan Repayment	0	650,000	0
HSA 2171	Ems Operations	0	3,263,900	0
HSA 2171	Trauma Advisory Board	0	405,400	0
HSA 2171	Administrative Adjustments	0	0	0
HSA 2171	Cash Transfer To General Fund	0	0	0
	<b>2171 Total Emergency Medical Services Operating Fd</b>	<u>\$ 0</u>	<u>\$ 6,007,700</u>	<u>\$ 0</u>
HSA 2184	Newborn Screening Program	\$ 0	\$ 6,351,000	\$ 0
HSA 2184	Newborn Screening Fund - Indirect Costs	0	478,600	0
HSA 2184	Administrative Adjustments	0	0	0
HSA 2184	Cash Transfer To General Fund	0	0	0
	<b>2184 Total Newborn Screening Program Fund</b>	<u>\$ 0</u>	<u>\$ 6,829,600</u>	<u>\$ 0</u>
HSA 2227	Substance Abuse - Non Title XIX	\$ 0	\$ 1,500,000	\$ 0
HSA 2227	Substance Abuse - Non Title XIX	0	1,000,000	0
HSA 2227	Cash Transfer To General Fund	0	0	0
	<b>2227 Total Substance Abuse Services Fund</b>	<u>\$ 0</u>	<u>\$ 2,500,000</u>	<u>\$ 0</u>

See accompanying notes to financial statements.

SUPPLEMENTAL APPROPRIATIONS, MID-YEAR REVERSIONS AND ADJUSTMENTS	NET APPROPRIATIONS	EXPENDITURES	LAPSED APPROPRIATION AUTHORITY	JUNE 30, 2009 CONTINUING APPROPRIATION AUTHORITY
\$ (1,384,700)	\$ 13,644,300	\$ 13,644,300	\$ 0	\$ 0
(1,000,000)	9,687,500	8,487,501	1,199,999	0
<u>\$ (2,384,700)</u>	<u>\$ 23,331,800</u>	<u>\$ 22,131,801</u>	<u>\$ 1,199,999</u>	<u>\$ 0</u>
\$ 1,607,800	\$ 8,735,600	\$ 7,731,098	\$ 1,004,502	\$ 0
(22,000,000)	90,270,900	89,500,933	769,967	0
(1,800,000)	24,764,400	24,699,594	64,806	0
645,010	645,010	645,010	0	0
<u>\$ (21,547,190)</u>	<u>\$ 124,415,910</u>	<u>\$ 122,576,635</u>	<u>\$ 1,839,275</u>	<u>\$ 0</u>
\$ 195,700	\$ 195,700	\$ 195,700	\$ 0	\$ 0
<u>\$ 195,700</u>	<u>\$ 195,700</u>	<u>\$ 195,700</u>	<u>\$ 0</u>	<u>\$ 0</u>
\$ 600,000	\$ 600,000	\$ 521,760	\$ 78,240	\$ 0
<u>\$ 600,000</u>	<u>\$ 600,000</u>	<u>\$ 521,760</u>	<u>\$ 78,240</u>	<u>\$ 0</u>
\$ 0	\$ 400,000	\$ 333,697	\$ 66,303	\$ 0
0	4,500,000	3,415,592	1,084,408	0
500,000	31,424,800	25,785,471	5,639,329	0
861,495	861,495	861,495	0	0
<u>\$ 1,361,495</u>	<u>\$ 37,186,295</u>	<u>\$ 30,396,255</u>	<u>\$ 6,790,040</u>	<u>\$ 0</u>
\$ 25,798	\$ 25,798	\$ 25,798	\$ 0	\$ 0
<u>\$ 25,798</u>	<u>\$ 25,798</u>	<u>\$ 25,798</u>	<u>\$ 0</u>	<u>\$ 0</u>
\$ 0	\$ 1,000,000	\$ 1,000,000	\$ 0	\$ 0
<u>\$ 0</u>	<u>\$ 1,000,000</u>	<u>\$ 1,000,000</u>	<u>\$ 0</u>	<u>\$ 0</u>
\$ 4,600	\$ 4,600	\$ 4,600	\$ 0	\$ 0
<u>\$ 4,600</u>	<u>\$ 4,600</u>	<u>\$ 4,600</u>	<u>\$ 0</u>	<u>\$ 0</u>
\$ 5,500	\$ 209,400	\$ 209,400	\$ 0	\$ 0
0	50,000	50,000	0	0
0	450,000	355,856	94,144	0
0	147,200	123,324	23,876	0
0	837,300	693,998	143,302	0
0	650,000	137,030	512,970	0
(30,100)	3,233,800	2,928,564	305,236	0
0	405,400	337,395	68,005	0
215,582	215,582	215,582	0	0
1,813,200	1,813,200	1,813,200	0	0
<u>\$ 2,004,182</u>	<u>\$ 8,011,882</u>	<u>\$ 6,864,349</u>	<u>\$ 1,147,533</u>	<u>\$ 0</u>
\$ (24,300)	\$ 6,326,700	\$ 5,384,106	\$ 942,594	\$ 0
0	478,600	0	478,600	0
653,532	653,532	653,532	0	0
1,781,300	1,781,300	1,781,300	0	0
<u>\$ 2,410,532</u>	<u>\$ 9,240,132</u>	<u>\$ 7,818,938</u>	<u>\$ 1,421,194</u>	<u>\$ 0</u>
\$ 0	\$ 1,500,000	\$ 1,375,000	\$ 125,000	\$ 0
0	1,000,000	1,000,000	0	0
1,079,300	1,079,300	1,079,300	0	0
<u>\$ 1,079,300</u>	<u>\$ 3,579,300</u>	<u>\$ 3,454,300</u>	<u>\$ 125,000</u>	<u>\$ 0</u>

See accompanying notes to financial statements.

STATE OF ARIZONA  
SPECIAL REVENUE FUNDS  
STATEMENT OF EXPENDITURES - APPROPRIATION TO ACTUAL  
BUDGETARY (LEGAL) BASIS  
FOR THE YEAR ENDED JUNE 30, 2009

	JULY 1, 2008 CONTINUING APPROPRIATION AUTHORITY	GENERAL APPROPRIATIONS	CAPITAL OUTLAY APPROPRIATIONS
HSA 2312 Cash Transfer To General Fund	\$ 0	\$ 0	\$ 0
<b>2312 Total Health Crisis Fund</b>	<b>\$ 0</b>	<b>\$ 0</b>	<b>\$ 0</b>
HSA 2329 Assurance And Licensure	\$ 0	\$ 38,000	\$ 0
<b>2329 Total Nursing Care Inst Res Protection Rvl Fd</b>	<b>\$ 0</b>	<b>\$ 38,000</b>	<b>\$ 0</b>
HSA 2427 Cash Transfer To General Fund	\$ 0	\$ 0	\$ 0
<b>2427 Total Risk Assessment Fund</b>	<b>\$ 0</b>	<b>\$ 0</b>	<b>\$ 0</b>
HSA 2500 Assurance And Licensure	\$ 0	\$ 950,200	\$ 0
HSA 2500 Operating Lump Sum Appropriation	0	2,181,000	0
HSA 2500 AHCCCS Rehabilitative Services	0	0	0
HSA 2500 Medicaid Special Exemption Payments Chas	0	1,188,100	0
HSA 2500 Operating Lump Sum Appropriation	0	5,063,900	0
HSA 2500 Prop 204 Administration Twix Match	0	4,404,600	0
HSA 2500 Children's Bh State Match For Title XIX	0	261,605,206	0
HSA 2500 Prop 204 Childrens Bhs Title XIX Match	0	3,203,621	0
HSA 2500 Prop 204 SMI Title XIX Match	0	152,107,898	0
HSA 2500 Seriously Mentally Ill Ste Match For Title XIX	0	146,337,459	0
HSA 2500 Prop 204 GMH,SH Title XIX Match	0	78,858,332	0
HSA 2500 Medicaid Special Exemption Payments BHS	0	13,454,800	0
HSA 2500 Mental Hlth & Subst Abuse State Match Title XIX	0	77,043,283	0
HSA 2500 Arnold V. Sarn	0	9,653,100	0
HSA 2500 Contract Compliance	0	3,667,400	0
HSA 2500 Cash Transfer To General Fund	0	1,000,000	0
<b>2500 Total IGA And ISA Fund</b>	<b>\$ 0</b>	<b>\$ 760,718,899</b>	<b>\$ 0</b>
HSA 2523 Administrative Adjustments	\$ 0	\$ 0	\$ 0
<b>2523 Total Addiction Reduction And Recovery Fund</b>	<b>\$ 0</b>	<b>\$ 0</b>	<b>\$ 0</b>
HSA 3017 Laboratory Services	\$ 0	\$ 976,400	\$ 0
HSA 3017 Cash Transfer To General Fund	0	0	0
<b>3017 Total Environmental Lab License Revolving</b>	<b>\$ 0</b>	<b>\$ 976,400</b>	<b>\$ 0</b>
HSA 3036 Child Fatality Review Team	\$ 0	\$ 100,000	\$ 0
HSA 3036 Cash Transfer To General Fund	0	0	0
<b>3036 Total Child Fatality Review Fund</b>	<b>\$ 0</b>	<b>\$ 100,000</b>	<b>\$ 0</b>
HSA 3040 Cash Transfer To General Fund	\$ 0	\$ 0	\$ 0
<b>3040 Total AZ Prescription Drug Advisory Council Fd</b>	<b>\$ 0</b>	<b>\$ 0</b>	<b>\$ 0</b>
HSA 3041 Assurance And Licensure	\$ 0	\$ 343,200	\$ 0
HSA 3041 Cash Transfer To General Fund	0	0	0
<b>3041 Total Hearing And Speech Professionals Fund</b>	<b>\$ 0</b>	<b>\$ 343,200</b>	<b>\$ 0</b>
<b>DEPARTMENT OF VETERANS' SERVICES</b>			
VSA 2077 Operating Lump Sum Appropriation	\$ 0	\$ 722,700	\$ 0
VSA 2077 Administrative Adjustments	0	0	0
<b>2077 Total State Veterans' Conservatorship Fund</b>	<b>\$ 0</b>	<b>\$ 722,700</b>	<b>\$ 0</b>
<b>TOTAL HEALTH AND WELFARE</b>	<b>\$ 1,753,375</b>	<b>\$ 1,134,058,499</b>	<b>\$ 0</b>

See accompanying notes to financial statements.

SUPPLEMENTAL APPROPRIATIONS, MID-YEAR REVERSIONS AND ADJUSTMENTS	NET APPROPRIATIONS	EXPENDITURES	LAPSED APPROPRIATION AUTHORITY	JUNE 30, 2009 CONTINUING APPROPRIATION AUTHORITY
\$ 779,061	\$ 779,061	\$ 779,061	\$ 0	\$ 0
<u>\$ 779,061</u>	<u>\$ 779,061</u>	<u>\$ 779,061</u>	<u>\$ 0</u>	<u>\$ 0</u>
\$ 0	\$ 38,000	\$ 0	\$ 38,000	\$ 0
<u>\$ 0</u>	<u>\$ 38,000</u>	<u>\$ 0</u>	<u>\$ 38,000</u>	<u>\$ 0</u>
\$ 300	\$ 300	\$ 300	\$ 0	\$ 0
<u>\$ 300</u>	<u>\$ 300</u>	<u>\$ 300</u>	<u>\$ 0</u>	<u>\$ 0</u>
\$ 0	\$ 950,200	\$ 0	\$ 950,200	\$ 0
0	2,181,000	0	2,181,000	0
53,462,500	53,462,500	0	53,462,500	0
0	1,188,100	0	1,188,100	0
0	5,063,900	0	5,063,900	0
0	4,404,600	0	4,404,600	0
21,775,307	283,380,513	0	283,380,513	0
(605,624)	2,597,997	0	2,597,997	0
18,300,853	170,408,751	0	170,408,751	0
10,120,190	156,457,649	0	156,457,649	0
10,924,962	89,783,294	0	89,783,294	0
730,522	14,185,322	0	14,185,322	0
5,159,890	82,203,173	0	82,203,173	0
0	9,653,100	0	9,653,100	0
0	3,667,400	0	3,667,400	0
0	1,000,000	1,000,000	0	0
<u>\$ 119,868,600</u>	<u>\$ 880,587,499</u>	<u>\$ 1,000,000</u>	<u>\$ 879,587,499</u>	<u>\$ 0</u>
\$ 336,185	\$ 336,185	\$ 336,185	\$ 0	\$ 0
<u>\$ 336,185</u>	<u>\$ 336,185</u>	<u>\$ 336,185</u>	<u>\$ 0</u>	<u>\$ 0</u>
\$ (5,800)	\$ 970,600	\$ 821,317	\$ 149,283	\$ 0
138,500	138,500	138,500	0	0
<u>\$ 132,700</u>	<u>\$ 1,109,100</u>	<u>\$ 959,817</u>	<u>\$ 149,283</u>	<u>\$ 0</u>
\$ (900)	\$ 99,100	\$ 92,675	\$ 6,425	\$ 0
187,800	187,800	187,800	0	0
<u>\$ 186,900</u>	<u>\$ 286,900</u>	<u>\$ 280,475</u>	<u>\$ 6,425</u>	<u>\$ 0</u>
\$ 10,000	\$ 10,000	\$ 10,000	\$ 0	\$ 0
<u>\$ 10,000</u>	<u>\$ 10,000</u>	<u>\$ 10,000</u>	<u>\$ 0</u>	<u>\$ 0</u>
\$ (3,000)	\$ 340,200	\$ 313,957	\$ 26,243	\$ 0
36,800	36,800	36,800	0	0
<u>\$ 33,800</u>	<u>\$ 377,000</u>	<u>\$ 350,757</u>	<u>\$ 26,243</u>	<u>\$ 0</u>
\$ 24,800	\$ 747,500	\$ 739,870	\$ 7,630	\$ 0
250	250	250	0	0
<u>\$ 25,050</u>	<u>\$ 747,750</u>	<u>\$ 740,120</u>	<u>\$ 7,630</u>	<u>\$ 0</u>
<u>\$ 174,964,415</u>	<u>\$ 1,310,776,289</u>	<u>\$ 384,271,684</u>	<u>\$ 925,196,613</u>	<u>\$ 1,307,990</u>

See accompanying notes to financial statements.

STATE OF ARIZONA  
SPECIAL REVENUE FUNDS  
STATEMENT OF EXPENDITURES - APPROPRIATION TO ACTUAL  
BUDGETARY (LEGAL) BASIS  
FOR THE YEAR ENDED JUNE 30, 2009

	JULY 1, 2008 CONTINUING APPROPRIATION AUTHORITY	GENERAL APPROPRIATIONS	CAPITAL OUTLAY APPROPRIATIONS
<b>INSPECTION AND REGULATION</b>			
<b>ARIZONA STATE BOARD OF ACCOUNTANCY</b>			
ABA 2001 Operating Lump Sum Appropriation	\$ 0	\$ 2,290,200	\$ 0
ABA 2001 Operating Lump Sum Appropriation FY07 - 08	858,170	0	0
ABA 2001 Cash Transfer To General Fund	0	0	0
<b>2001 Total Board of Accountancy Fund</b>	<u>\$ 858,170</u>	<u>\$ 2,290,200</u>	<u>\$ 0</u>
<b>RADIATION REGULATORY AGENCY</b>			
AEA 1050 Service Fees Increase	\$ 0	\$ 0	\$ 0
<b>1050 Total Service Fees Increase Fund</b>	<u>\$ 0</u>	<u>\$ 0</u>	<u>\$ 0</u>
AEA 2061 Operating Lump Sum Appropriation	\$ 0	\$ 281,900	\$ 0
AEA 2061 MRTB Assistant	11,375	0	0
AEA 2061 Cash Transfer To General Fund	0	0	0
<b>2061 Total State Radiologic Technologist Cert Fund</b>	<u>\$ 11,375</u>	<u>\$ 281,900</u>	<u>\$ 0</u>
AEA 2138 Cash Transfer To General Fund	\$ 0	\$ 0	\$ 0
<b>2138 Total Nuclear Emergency Management Fund</b>	<u>\$ 0</u>	<u>\$ 0</u>	<u>\$ 0</u>
<b>ARIZONA DEPARTMENT OF AGRICULTURE</b>			
AHA 1050 Service Fees Increase - General	\$ 0	\$ 0	\$ 0
<b>1050 Total Service Fees Increase Fund</b>	<u>\$ 0</u>	<u>\$ 0</u>	<u>\$ 0</u>
AHA 1239 Operating Lump Sum Appropriation	\$ 0	\$ 103,400	\$ 0
AHA 1239 Administrative Adjustments	0	0	0
AHA 1239 Cash Transfer To General Fund	0	0	0
<b>1239 Total Agricultural Consulting &amp; Training Fund</b>	<u>\$ 0</u>	<u>\$ 103,400</u>	<u>\$ 0</u>
AHA 2012 Operating Lump Sum Appropriation	\$ 0	\$ 293,200	\$ 0
AHA 2012 Administrative Adjustments	0	0	0
AHA 2012 Cash Transfer To General Fund	0	0	0
<b>2012 Total Commercial Feed Fund</b>	<u>\$ 0</u>	<u>\$ 293,200</u>	<u>\$ 0</u>
AHA 2022 Operating Lump Sum Appropriation	\$ 0	\$ 866,700	\$ 0
AHA 2022 Cash Transfer To General Fund	0	0	0
<b>2022 Total State Egg Inspection Fund</b>	<u>\$ 0</u>	<u>\$ 866,700</u>	<u>\$ 0</u>
AHA 2051 Operating Lump Sum Appropriation	\$ 0	\$ 376,900	\$ 0
AHA 2051 Service Fees Increase - Pesticide	0	0	0
AHA 2051 Administrative Adjustments	0	0	0
AHA 2051 Cash Transfer To General Fund	0	0	0
<b>2051 Total Pesticide Fund</b>	<u>\$ 0</u>	<u>\$ 376,900</u>	<u>\$ 0</u>
AHA 2054 Operating Lump Sum Appropriation	\$ 0	\$ 40,000	\$ 0
<b>2054 Total Dangerous Plants, Pests &amp; Diseases Fund</b>	<u>\$ 0</u>	<u>\$ 40,000</u>	<u>\$ 0</u>
AHA 2064 Operating Lump Sum Appropriation	\$ 0	\$ 53,200	\$ 0
AHA 2064 Cash Transfer To General Fund	0	0	0
<b>2064 Total Seed Law Fund</b>	<u>\$ 0</u>	<u>\$ 53,200</u>	<u>\$ 0</u>

See accompanying notes to financial statements.

SUPPLEMENTAL APPROPRIATIONS, MID-YEAR REVERSIONS AND ADJUSTMENTS	NET APPROPRIATIONS	EXPENDITURES	LAPSED APPROPRIATION AUTHORITY	JUNE 30, 2009 CONTINUING APPROPRIATION AUTHORITY
\$ 59,900	\$ 2,350,100	\$ 1,439,715	\$ 910,385	\$ 0
0	858,170	(7,104)	865,274	0
1,027,000	1,027,000	1,027,000	0	0
<u>\$ 1,086,900</u>	<u>\$ 4,235,270</u>	<u>\$ 2,459,611</u>	<u>\$ 1,775,658</u>	<u>\$ 0</u>
\$ 400,000	\$ 400,000	\$ 349,292	\$ 50,708	\$ 0
<u>\$ 400,000</u>	<u>\$ 400,000</u>	<u>\$ 349,292</u>	<u>\$ 50,708</u>	<u>\$ 0</u>
\$ 6,900	\$ 288,800	\$ 228,767	\$ 60,033	\$ 0
0	11,375	0	11,375	0
12,000	12,000	12,000	0	0
<u>\$ 18,900</u>	<u>\$ 312,175</u>	<u>\$ 240,767</u>	<u>\$ 71,408</u>	<u>\$ 0</u>
\$ 4,300	\$ 4,300	\$ 4,300	\$ 0	\$ 0
<u>\$ 4,300</u>	<u>\$ 4,300</u>	<u>\$ 4,300</u>	<u>\$ 0</u>	<u>\$ 0</u>
\$ 300,000	\$ 300,000	\$ 56,832	\$ 243,168	\$ 0
<u>\$ 300,000</u>	<u>\$ 300,000</u>	<u>\$ 56,832</u>	<u>\$ 243,168</u>	<u>\$ 0</u>
\$ 3,300	\$ 106,700	\$ 106,700	\$ 0	\$ 0
734	734	734	0	0
250,000	250,000	250,000	0	0
<u>\$ 254,034</u>	<u>\$ 357,434</u>	<u>\$ 357,434</u>	<u>\$ 0</u>	<u>\$ 0</u>
\$ 7,100	\$ 300,300	\$ 263,624	\$ 36,676	\$ 0
861	861	861	0	0
138,100	138,100	138,100	0	0
<u>\$ 146,061</u>	<u>\$ 439,261</u>	<u>\$ 402,585</u>	<u>\$ 36,676</u>	<u>\$ 0</u>
\$ 31,100	\$ 897,800	\$ 696,756	\$ 201,044	\$ 0
7,500	7,500	7,500	0	0
<u>\$ 38,600</u>	<u>\$ 905,300</u>	<u>\$ 704,256</u>	<u>\$ 201,044</u>	<u>\$ 0</u>
\$ 9,300	\$ 386,200	\$ 310,027	\$ 76,173	\$ 0
800,000	800,000	117,030	682,970	0
1,767	1,767	1,767	0	0
36,200	36,200	36,200	0	0
<u>\$ 847,267</u>	<u>\$ 1,224,167</u>	<u>\$ 465,024</u>	<u>\$ 759,143</u>	<u>\$ 0</u>
\$ 0	\$ 40,000	\$ 40,000	\$ 0	\$ 0
<u>\$ 0</u>	<u>\$ 40,000</u>	<u>\$ 40,000</u>	<u>\$ 0</u>	<u>\$ 0</u>
\$ 1,100	\$ 54,300	\$ 51,197	\$ 3,103	\$ 0
15,300	15,300	15,300	0	0
<u>\$ 16,400</u>	<u>\$ 69,600</u>	<u>\$ 66,497</u>	<u>\$ 3,103</u>	<u>\$ 0</u>

See accompanying notes to financial statements.

STATE OF ARIZONA  
SPECIAL REVENUE FUNDS  
STATEMENT OF EXPENDITURES - APPROPRIATION TO ACTUAL  
BUDGETARY (LEGAL) BASIS  
FOR THE YEAR ENDED JUNE 30, 2009

		JULY 1, 2008 CONTINUING APPROPRIATION AUTHORITY	GENERAL APPROPRIATIONS	CAPITAL OUTLAY APPROPRIATIONS
AHA 2065	Operating Lump Sum Appropriation	\$ 0	\$ 79,400	\$ 0
AHA 2065	Administrative Adjustments	0	0	0
AHA 2065	Cash Transfer To General Fund	0	0	0
	<b>2065 Total Livestock Custody Fund</b>	<u>\$ 0</u>	<u>\$ 79,400</u>	<u>\$ 0</u>
AHA 2081	Operating Lump Sum Appropriation	\$ 0	\$ 298,500	\$ 0
AHA 2081	Administrative Adjustments	0	0	0
AHA 2081	Cash Transfer To General Fund	0	0	0
	<b>2081 Total Fertilizer Materials Fund</b>	<u>\$ 0</u>	<u>\$ 298,500</u>	<u>\$ 0</u>
AHA 2113	Cash Transfer To General Fund	\$ 0	\$ 0	\$ 0
	<b>2113 Total Arizona Federal/State Inspection Fund</b>	<u>\$ 0</u>	<u>\$ 0</u>	<u>\$ 0</u>
AHA 2205	Wine Promotion	\$ 54,858	\$ 0	\$ 0
	<b>2205 Total Arizona Wine Promotion Fund</b>	<u>\$ 54,858</u>	<u>\$ 0</u>	<u>\$ 0</u>
AHA 2260	Operating Lump Sum Appropriation	\$ 0	\$ 1,044,900	\$ 0
AHA 2260	Cash Transfer To General Fund	0	0	0
	<b>2260 Total Citrus, Fruit &amp; Vegetable Revolving Fund</b>	<u>\$ 0</u>	<u>\$ 1,044,900</u>	<u>\$ 0</u>
AHA 2297	Operating Lump Sum Appropriation	\$ 0	\$ 9,200	\$ 0
	<b>2297 Total Aquaculture Fund</b>	<u>\$ 0</u>	<u>\$ 9,200</u>	<u>\$ 0</u>
AHA 2298	Operating Lump Sum Appropriation	\$ 0	\$ 186,500	\$ 0
AHA 2298	Administrative Adjustments	0	0	0
AHA 2298	Cash Transfer To General Fund	0	0	0
	<b>2298 Total AZ Protected Native Plant Fund</b>	<u>\$ 0</u>	<u>\$ 186,500</u>	<u>\$ 0</u>
AHA 3011	Cash Transfer To General Fund	\$ 0	\$ 0	\$ 0
	<b>3011 Total Agriculture Designated Monies Fund</b>	<u>\$ 0</u>	<u>\$ 0</u>	<u>\$ 0</u>
<b>ACUPUNCTURE BOARD OF EXAMINERS</b>				
ANA 2412	Operating Lump Sum Appropriation	\$ 0	\$ 125,500	\$ 0
ANA 2412	Operating Lump Sum Appropriation FY07 - 08	9,142	0	0
ANA 2412	Cash Transfer To General Fund	0	0	0
	<b>2412 Total Acupuncture Board of Examiners</b>	<u>\$ 9,142</u>	<u>\$ 125,500</u>	<u>\$ 0</u>
<b>STATE BOARD OF APPRAISAL</b>				
APA 2270	Operating Lump Sum Appropriation	\$ 0	\$ 593,700	\$ 0
APA 2270	Operating Lump Sum Appropriation FY07 - 08	14,302	0	0
APA 2270	Cash Transfer To General Fund	0	0	0
	<b>2270 Total Board of Appraisal Fund</b>	<u>\$ 14,302</u>	<u>\$ 593,700</u>	<u>\$ 0</u>
<b>BOARD OF BARBERS</b>				
BBA 2007	Operating Lump Sum Appropriation	\$ 0	\$ 318,100	\$ 0
BBA 2007	Operating Lump Sum Appropriation FY07 - 08	72,664	0	0
BBA 2007	Cash Transfer To General Fund	0	0	0
	<b>2007 Total Board of Barbers Fund</b>	<u>\$ 72,664</u>	<u>\$ 318,100</u>	<u>\$ 0</u>
<b>DEPARTMENT OF FINANCIAL INSTITUTIONS</b>				
BDA 2126	Cash Transfer To General Fund	\$ 0	\$ 0	\$ 0
	<b>2126 Total Banking Department Revolving Fund</b>	<u>\$ 0</u>	<u>\$ 0</u>	<u>\$ 0</u>

See accompanying notes to financial statements.

SUPPLEMENTAL APPROPRIATIONS, MID-YEAR REVERSIONS AND ADJUSTMENTS	NET APPROPRIATIONS	EXPENDITURES	LAPSED APPROPRIATION AUTHORITY	JUNE 30, 2009 CONTINUING APPROPRIATION AUTHORITY
\$ 0	\$ 79,400	\$ 54,328	\$ 25,072	\$ 0
11,860	11,860	11,860	0	0
122,500	122,500	122,500	0	0
<u>\$ 134,360</u>	<u>\$ 213,760</u>	<u>\$ 188,688</u>	<u>\$ 25,072</u>	<u>\$ 0</u>
\$ 7,600	\$ 306,100	\$ 270,634	\$ 35,466	\$ 0
1,097	1,097	1,097	0	0
149,800	149,800	149,800	0	0
<u>\$ 158,497</u>	<u>\$ 456,997</u>	<u>\$ 421,531</u>	<u>\$ 35,466</u>	<u>\$ 0</u>
\$ 25,500	\$ 25,500	\$ 25,500	\$ 0	\$ 0
<u>\$ 25,500</u>	<u>\$ 25,500</u>	<u>\$ 25,500</u>	<u>\$ 0</u>	<u>\$ 0</u>
\$ 0	\$ 54,858	\$ 0	\$ 54,858	\$ 0
<u>\$ 0</u>	<u>\$ 54,858</u>	<u>\$ 0</u>	<u>\$ 54,858</u>	<u>\$ 0</u>
\$ 42,100	\$ 1,087,000	\$ 932,876	\$ 154,124	\$ 0
35,100	35,100	35,100	0	0
<u>\$ 77,200</u>	<u>\$ 1,122,100</u>	<u>\$ 967,976</u>	<u>\$ 154,124</u>	<u>\$ 0</u>
\$ 0	\$ 9,200	\$ 7,347	\$ 1,853	\$ 0
<u>\$ 0</u>	<u>\$ 9,200</u>	<u>\$ 7,347</u>	<u>\$ 1,853</u>	<u>\$ 0</u>
\$ 8,200	\$ 194,700	\$ 71,171	\$ 123,529	\$ 0
192	192	192	0	0
1,400	1,400	1,400	0	0
<u>\$ 9,792</u>	<u>\$ 196,292</u>	<u>\$ 72,763</u>	<u>\$ 123,529</u>	<u>\$ 0</u>
\$ 315,900	\$ 315,900	\$ 315,900	\$ 0	\$ 0
<u>\$ 315,900</u>	<u>\$ 315,900</u>	<u>\$ 315,900</u>	<u>\$ 0</u>	<u>\$ 0</u>
\$ 3,700	\$ 129,200	\$ 111,677	\$ 17,523	\$ 0
0	9,142	9,142	0	0
89,600	89,600	89,600	0	0
<u>\$ 93,300</u>	<u>\$ 227,942</u>	<u>\$ 210,419</u>	<u>\$ 17,523</u>	<u>\$ 0</u>
\$ 28,100	\$ 621,800	\$ 607,272	\$ 14,528	\$ 0
0	14,302	14,302	0	0
594,600	594,600	34,600	560,000	0
<u>\$ 622,700</u>	<u>\$ 1,230,702</u>	<u>\$ 656,174</u>	<u>\$ 574,528</u>	<u>\$ 0</u>
\$ 10,100	\$ 328,200	\$ 276,290	\$ 51,910	\$ 0
0	72,664	2,070	70,593	0
408,900	408,900	408,900	0	0
<u>\$ 419,000</u>	<u>\$ 809,764</u>	<u>\$ 687,260</u>	<u>\$ 122,504</u>	<u>\$ 0</u>
\$ 92,000	\$ 92,000	\$ 92,000	\$ 0	\$ 0
<u>\$ 92,000</u>	<u>\$ 92,000</u>	<u>\$ 92,000</u>	<u>\$ 0</u>	<u>\$ 0</u>

See accompanying notes to financial statements.



STATE OF ARIZONA  
SPECIAL REVENUE FUNDS  
STATEMENT OF EXPENDITURES - APPROPRIATION TO ACTUAL  
BUDGETARY (LEGAL) BASIS  
FOR THE YEAR ENDED JUNE 30, 2009

JULY 1, 2008 CONTINUING			
	APPROPRIATION AUTHORITY	GENERAL APPROPRIATIONS	CAPITAL OUTLAY APPROPRIATIONS
BDA 2341 Cash Transfer To General Fund	\$ 0	\$ 0	\$ 0
<b>2341 Total Arizona Escrow Recovery Fund</b>	<b>\$ 0</b>	<b>\$ 0</b>	<b>\$ 0</b>
BDA 3023 Cash Transfer To General Fund	\$ 0	\$ 0	\$ 0
<b>3023 Total Department Receivership Revolving Fund</b>	<b>\$ 0</b>	<b>\$ 0</b>	<b>\$ 0</b>
<b>BOARD OF BEHAVIORAL HEALTH EXAMINERS</b>			
BHA 2256 Operating Lump Sum Appropriation	\$ 0	\$ 1,324,200	\$ 0
BHA 2256 Operating Lump Sum Appropriation FY07 - 08	39,546	0	0
BHA 2256 Cash Transfer To General Fund	0	0	0
<b>2256 Total Board of Behavioral Health Examiners Fund</b>	<b>\$ 39,546</b>	<b>\$ 1,324,200</b>	<b>\$ 0</b>
<b>ARIZONA STATE BOARD OF NURSING</b>			
BNA 2044 Operating Lump Sum Appropriation	\$ 0	\$ 3,461,500	\$ 0
BNA 2044 Operating Lump Sum Appropriation FY07 - 08	242,626	0	0
BNA 2044 CNA Investigations	0	561,300	0
BNA 2044 Cash Transfer To General Fund	0	0	0
<b>2044 Total Board of Nursing Fund</b>	<b>\$ 242,626</b>	<b>\$ 4,022,800</b>	<b>\$ 0</b>
<b>BOARD OF COSMETOLOGY</b>			
CBA 2017 Operating Lump Sum Appropriation	\$ 0	\$ 1,705,400	\$ 0
CBA 2017 Operating Lump Sum Appropriation FY07 - 08	11,993	0	0
CBA 2017 Cash Transfer To General Fund	0	0	0
<b>2017 Total Board of Cosmetology Fund</b>	<b>\$ 11,993</b>	<b>\$ 1,705,400</b>	<b>\$ 0</b>
<b>CORPORATION COMMISSION</b>			
CCA 2172 Operating Lump Sum Appropriation	\$ 0	\$ 13,106,300	\$ 0
CCA 2172 Utilities, Audits, Studies, Invest, Hear	0	380,000	0
CCA 2172 Utilities, Audits, Studies, Invest, Hear FY07 - 08	380,000	0	0
CCA 2172 Utilities, Audits, Studies, Invest, Hear FY06 - 07	380,000	0	0
CCA 2172 Utilities, Audits, Studies, Invest, Hear FY03 - 04	343,471	0	0
CCA 2172 Utilities, Audits, Studies, Invest, Hear FY05 - 06	380,000	0	0
CCA 2172 Utilities, Audits, Studies, Invest, Hear FY04 - 05	380,000	0	0
CCA 2172 Administrative Adjustments	0	0	0
CCA 2172 Cash Transfer To General Fund	0	0	0
<b>2172 Total Utility Regulation Revolving Fund</b>	<b>\$ 1,863,471</b>	<b>\$ 13,486,300</b>	<b>\$ 0</b>
CCA 2174 Cash Transfer To General Fund	\$ 0	\$ 0	\$ 0
<b>2174 Total Pipeline Safety Revolving Fund</b>	<b>\$ 0</b>	<b>\$ 0</b>	<b>\$ 0</b>
CCA 2264 Operating Lump Sum Appropriation	\$ 0	\$ 3,822,300	\$ 0
CCA 2264 Investigation & Prosecution of Securities Fraud	165,599	0	0
CCA 2264 Administrative Adjustments	0	0	0
CCA 2264 Cash Transfer To General Fund	0	0	0
<b>2264 Total Securities Regulatory &amp; Enforcement Fund</b>	<b>\$ 165,599</b>	<b>\$ 3,822,300</b>	<b>\$ 0</b>
CCA 2333 Operating Lump Sum Appropriation	\$ 0	\$ 3,932,200	\$ 0
CCA 2333 Corporation Filings, Same Day Service	0	400,400	0
CCA 2333 Annual Rev Public Access Fund ARS 10-122	0	545,047	0
CCA 2333 Cash Transfer To General Fund	0	0	0
<b>2333 Total Public Access Fund</b>	<b>\$ 0</b>	<b>\$ 4,877,647</b>	<b>\$ 0</b>

See accompanying notes to financial statements.

SUPPLEMENTAL APPROPRIATIONS, MID-YEAR REVERSIONS AND ADJUSTMENTS	NET APPROPRIATIONS	EXPENDITURES	LAPSED APPROPRIATION AUTHORITY	JUNE 30, 2009 CONTINUING APPROPRIATION AUTHORITY
\$ 2,372,200	\$ 2,372,200	\$ 2,372,200	\$ 0	\$ 0
\$ 2,372,200	\$ 2,372,200	\$ 2,372,200	\$ 0	\$ 0
\$ 1,716,800	\$ 1,716,800	\$ 1,716,800	\$ 0	\$ 0
\$ 1,716,800	\$ 1,716,800	\$ 1,716,800	\$ 0	\$ 0
\$ 43,000	\$ 1,367,200	\$ 1,241,976	\$ 125,224	\$ 0
0	39,546	2,092	37,454	0
12,400	12,400	12,400	0	0
\$ 55,400	\$ 1,419,146	\$ 1,256,468	\$ 162,678	\$ 0
\$ 112,100	\$ 3,573,600	\$ 3,563,762	\$ 9,838	\$ 0
0	242,626	240,351	2,275	0
0	561,300	380,112	181,188	0
1,035,600	1,035,600	1,035,600	0	0
\$ 1,147,700	\$ 5,413,126	\$ 5,219,825	\$ 193,301	\$ 0
\$ 42,400	\$ 1,747,800	\$ 1,360,988	\$ 386,812	\$ 0
0	11,993	2,989	9,004	0
1,820,200	1,820,200	1,820,200	0	0
\$ 1,862,600	\$ 3,579,993	\$ 3,184,178	\$ 395,815	\$ 0
\$ 981,600	\$ 14,087,900	\$ 13,655,957	\$ 431,943	\$ 0
0	380,000	0	0	380,000
0	380,000	0	0	380,000
0	380,000	0	0	380,000
0	343,471	343,471	0	0
0	380,000	203,070	0	176,930
0	380,000	380,000	0	0
21,740	21,740	21,740	0	0
3,676,000	3,676,000	3,676,000	0	0
\$ 4,679,340	\$ 20,029,111	\$ 18,280,238	\$ 431,943	\$ 1,316,930
\$ 144,300	\$ 144,300	\$ 144,300	\$ 0	\$ 0
\$ 144,300	\$ 144,300	\$ 144,300	\$ 0	\$ 0
\$ 123,700	\$ 3,946,000	\$ 3,153,003	\$ 792,997	\$ 0
0	165,599	0	0	165,599
740	740	740	0	0
1,798,200	1,798,200	1,798,200	0	0
\$ 1,922,640	\$ 5,910,538	\$ 4,951,943	\$ 792,997	\$ 165,599
\$ 499,400	\$ 4,431,600	\$ 3,463,267	\$ 968,333	\$ 0
0	400,400	0	400,400	0
0	545,047	545,047	0	0
604,300	604,300	604,300	0	0
\$ 1,103,700	\$ 5,981,347	\$ 4,612,615	\$ 1,368,733	\$ 0

See accompanying notes to financial statements.

STATE OF ARIZONA  
SPECIAL REVENUE FUNDS  
STATEMENT OF EXPENDITURES - APPROPRIATION TO ACTUAL  
BUDGETARY (LEGAL) BASIS  
FOR THE YEAR ENDED JUNE 30, 2009

		JULY 1, 2008 CONTINUING		
		APPROPRIATION AUTHORITY	GENERAL APPROPRIATIONS	CAPITAL OUTLAY APPROPRIATIONS
CCA 2404	Operating Lump Sum Appropriation	\$ 0	\$ 889,700	\$ 0
CCA 2404	Annual Reversion Per ARS 44-3298	0	642,253	0
CCA 2404	Cash Transfer To General Fund	0	0	0
CCA 2404	Cash Transfers Between Agency Funds	0	0	0
<b>2404 Total Investment Mgmt Reg &amp; Enforcement Fund</b>		<b>\$ 0</b>	<b>\$ 1,531,953</b>	<b>\$ 0</b>
<b>STATE BOARD OF CHIROPRACTIC EXAMINERS</b>				
CEA 2010	Operating Lump Sum Appropriation	\$ 0	\$ 506,000	\$ 0
CEA 2010	Operating Lump Sum Appropriation FY07 - 08	5,809	0	0
CEA 2010	Cash Transfer To General Fund	0	0	0
<b>2010 Total Board of Chiropractic Examiners Fund</b>		<b>\$ 5,809</b>	<b>\$ 506,000</b>	<b>\$ 0</b>
<b>STATE BOARD OF DISPENSING OPTICIANS</b>				
DOA 2046	Operating Lump Sum Appropriation	\$ 0	\$ 120,100	\$ 0
DOA 2046	Operating Lump Sum Appropriation FY07 - 08	4,944	0	0
DOA 2046	Cash Transfer To General Fund	0	0	0
<b>2046 Total Board of Dispensing Opticians Fund</b>		<b>\$ 4,944</b>	<b>\$ 120,100</b>	<b>\$ 0</b>
<b>STATE BOARD OF DENTAL EXAMINERS</b>				
DXA 2020	Operating Lump Sum Appropriation	\$ 0	\$ 1,072,600	\$ 0
DXA 2020	Operating Lump Sum Appropriation	34,933	0	0
DXA 2020	Cash Transfer To General Fund	0	0	0
<b>2020 Total Dental Board Fund</b>		<b>\$ 34,933</b>	<b>\$ 1,072,600</b>	<b>\$ 0</b>
<b>STATE BOARD OF FUNERAL DIRECTORS AND EMBALMERS</b>				
FDA 2026	Operating Lump Sum Appropriation	\$ 0	\$ 340,600	\$ 0
FDA 2026	Operating Lump Sum Appropriation FY07 - 08	44	0	0
FDA 2026	Cash Transfer To General Fund	0	0	0
<b>2026 Total Board of Funeral Directors</b>		<b>\$ 44</b>	<b>\$ 340,600</b>	<b>\$ 0</b>
<b>DEPARTMENT OF GAMING</b>				
GMA 2122	Problem Gambling	\$ 0	\$ 300,000	\$ 0
<b>2122 Total State Lottery Fund</b>		<b>\$ 0</b>	<b>\$ 300,000</b>	<b>\$ 0</b>
GMA 2340	Casino Operation Certification	\$ 0	\$ 2,173,900	\$ 0
<b>2340 Total Permanent Tribal-State Compact Fund</b>		<b>\$ 0</b>	<b>\$ 2,173,900</b>	<b>\$ 0</b>
GMA 2350	Joint Monitoring System	\$ 0	\$ 2,442,100	\$ 0
GMA 2350	Operating Lump Sum Appropriation	0	8,454,700	0
GMA 2350	Problem Gambling	0	2,885,100	0
GMA 2350	Administrative Adjustments	0	0	0
<b>2350 Total Arizona Benefits Fund</b>		<b>\$ 0</b>	<b>\$ 13,781,900</b>	<b>\$ 0</b>
<b>BOARD OF HOMEOPATHIC MEDICAL EXAMINERS</b>				
HEA 2041	Operating Lump Sum Appropriation	\$ 0	\$ 91,500	\$ 0
HEA 2041	Operating Lump Sum Appropriation FY07 - 08	1,541	0	0
HEA 2041	Cash Transfer To General Fund	0	0	0
<b>2041 Total Board of Homeopathic Med Examiners' Fund</b>		<b>\$ 1,541</b>	<b>\$ 91,500</b>	<b>\$ 0</b>
<b>INDUSTRIAL COMMISSION OF ARIZONA</b>				
ICA 2002	Cash Transfer To General Fund	\$ 0	\$ 0	\$ 0
<b>2002 Total Industrial Commission Revolving Fund</b>		<b>\$ 0</b>	<b>\$ 0</b>	<b>\$ 0</b>

See accompanying notes to financial statements.

SUPPLEMENTAL APPROPRIATIONS, MID-YEAR REVERSIONS AND ADJUSTMENTS	NET APPROPRIATIONS	EXPENDITURES	LAPSED APPROPRIATION AUTHORITY	JUNE 30, 2009 CONTINUING APPROPRIATION AUTHORITY
\$ 38,900	\$ 928,600	\$ 881,584	\$ 47,016	\$ 0
0	642,253	642,253	0	0
1,125,200	1,125,200	1,125,200	0	0
239,200	239,200	239,200	0	0
<u>\$ 1,403,300</u>	<u>\$ 2,935,253</u>	<u>\$ 2,888,237</u>	<u>\$ 47,016</u>	<u>\$ 0</u>
\$ 14,400	\$ 520,400	\$ 452,871	\$ 67,529	\$ 0
0	5,809	5,807	1	0
71,600	71,600	71,600	0	0
<u>\$ 86,000</u>	<u>\$ 597,809</u>	<u>\$ 530,278</u>	<u>\$ 67,530</u>	<u>\$ 0</u>
\$ 4,200	\$ 124,300	\$ 123,860	\$ 440	\$ 0
0	4,944	4,944	0	0
1,100	1,100	1,100	0	0
<u>\$ 5,300</u>	<u>\$ 130,344</u>	<u>\$ 129,904</u>	<u>\$ 440</u>	<u>\$ 0</u>
\$ 30,200	\$ 1,102,800	\$ 1,081,453	\$ 21,347	\$ 0
0	34,933	34,489	445	0
1,498,000	1,498,000	1,498,000	0	0
<u>\$ 1,528,200</u>	<u>\$ 2,635,733</u>	<u>\$ 2,613,942</u>	<u>\$ 21,792</u>	<u>\$ 0</u>
\$ 9,400	\$ 350,000	\$ 329,926	\$ 20,074	\$ 0
0	44	44	0	0
495,700	495,700	495,700	0	0
<u>\$ 505,100</u>	<u>\$ 845,744</u>	<u>\$ 825,670</u>	<u>\$ 20,074</u>	<u>\$ 0</u>
\$ 0	\$ 300,000	\$ 300,000	\$ 0	\$ 0
<u>\$ 0</u>	<u>\$ 300,000</u>	<u>\$ 300,000</u>	<u>\$ 0</u>	<u>\$ 0</u>
\$ 73,300	\$ 2,247,200	\$ 1,891,155	\$ 356,045	\$ 0
<u>\$ 73,300</u>	<u>\$ 2,247,200</u>	<u>\$ 1,891,155</u>	<u>\$ 356,045</u>	<u>\$ 0</u>
\$ 0	\$ 2,442,100	\$ 145,775	\$ 2,296,325	\$ 0
231,900	8,686,600	7,789,712	896,888	0
0	2,885,100	1,716,555	1,168,545	0
613	613	613	0	0
<u>\$ 232,513</u>	<u>\$ 14,014,413</u>	<u>\$ 9,652,655</u>	<u>\$ 4,361,757</u>	<u>\$ 0</u>
\$ 25,800	\$ 117,300	\$ 115,677	\$ 1,623	\$ 0
0	1,541	1,541	0	0
900	900	900	0	0
<u>\$ 26,700</u>	<u>\$ 119,741</u>	<u>\$ 118,118</u>	<u>\$ 1,623</u>	<u>\$ 0</u>
\$ 109,500	\$ 109,500	\$ 109,500	\$ 0	\$ 0
<u>\$ 109,500</u>	<u>\$ 109,500</u>	<u>\$ 109,500</u>	<u>\$ 0</u>	<u>\$ 0</u>

See accompanying notes to financial statements.

STATE OF ARIZONA  
SPECIAL REVENUE FUNDS  
STATEMENT OF EXPENDITURES - APPROPRIATION TO ACTUAL  
BUDGETARY (LEGAL) BASIS  
FOR THE YEAR ENDED JUNE 30, 2009

		JULY 1, 2008 CONTINUING APPROPRIATION AUTHORITY	GENERAL APPROPRIATIONS	CAPITAL OUTLAY APPROPRIATIONS
ICA	2177 Operating Lump Sum Appropriation	\$ 0	\$ 19,416,200	\$ 0
ICA	2177 Administrative Adjustments	0	0	0
ICA	2177 Cash Transfer To General Fund	0	0	0
	<b>2177 Total Administrative Fund</b>	<u>\$ 0</u>	<u>\$ 19,416,200</u>	<u>\$ 0</u>
<b>DEPARTMENT OF INSURANCE</b>				
IDA	2034 Cash Transfer To General Fund	\$ 0	\$ 0	\$ 0
	<b>2034 Total Insurance Examiners' Revolving Fund</b>	<u>\$ 0</u>	<u>\$ 0</u>	<u>\$ 0</u>
IDA	2377 Cash Transfer To General Fund	\$ 0	\$ 0	\$ 0
IDA	2377 Cash Transfers Between Agency Funds	0	0	0
	<b>2377 Total Captive Insurance Regulatory/Supervision</b>	<u>\$ 0</u>	<u>\$ 0</u>	<u>\$ 0</u>
IDA	2467 Cash Transfers Between Agency Funds	\$ 0	\$ 0	\$ 0
IDA	2467 Cash Transfer To General Fund	0	0	0
	<b>2467 Total Health Care Appeals Fund</b>	<u>\$ 0</u>	<u>\$ 0</u>	<u>\$ 0</u>
IDA	2473 Cash Transfer To General Fund	\$ 0	\$ 0	\$ 0
IDA	2473 Cash Transfers Between Agency Funds	0	0	0
	<b>2473 Total Financial Surveillance Fund</b>	<u>\$ 0</u>	<u>\$ 0</u>	<u>\$ 0</u>
<b>DEPARTMENT OF LIQUOR LICENSES AND CONTROL</b>				
LLA	3008 Cash Transfer To General Fund	\$ 0	\$ 0	\$ 0
	<b>3008 Total License Fees &amp; Audit/Enforcement Surchgs</b>	<u>\$ 0</u>	<u>\$ 0</u>	<u>\$ 0</u>
<b>ARIZONA MEDICAL BOARD</b>				
MEA	2038 Operating Lump Sum Appropriation	\$ 0	\$ 5,567,700	\$ 0
MEA	2038 Operating Lump Sum Appropriation	318,709	0	0
MEA	2038 Litigation Expenses	135,501	0	0
MEA	2038 Cash Transfer To General Fund	0	0	0
	<b>2038 Total Arizona Medical Board Fund</b>	<u>\$ 454,210</u>	<u>\$ 5,567,700</u>	<u>\$ 0</u>
<b>MINE INSPECTOR</b>				
MIA	2511 Reclamation	\$ 0	\$ 0	\$ 0
	<b>2511 Total Aggregate Mining Reclamation Fund</b>	<u>\$ 0</u>	<u>\$ 0</u>	<u>\$ 0</u>
<b>NATUROPATHIC PHYSICIANS BOARD OF MEDICAL EXAMINERS</b>				
NBA	2042 Operating Lump Sum Appropriation	\$ 0	\$ 175,200	\$ 0
NBA	2042 Operating Lump Sum Appropriation	0	408,800	0
NBA	2042 Operating Lump Sum Appropriation	4,662	0	0
NBA	2042 Operating Lump Sum Appropriation	10,772	0	0
NBA	2042 Cash Transfer To General Fund	0	0	0
	<b>2042 Total Naturopath Physicians Bd Of Med Exam Fd</b>	<u>\$ 15,435</u>	<u>\$ 584,000</u>	<u>\$ 0</u>
<b>BOARD OF EXAMINERS OF NURSING CARE INSTITUTION ADMINISTRATORS AND ASSISTED LIVING FACILITY MANAGERS</b>				
NCA	2043 Operating Lump Sum Appropriation	\$ 0	\$ 358,700	\$ 0
NCA	2043 Operating Lump Sum Appropriation	62,433	0	0
NCA	2043 Cash Transfer To General Fund	0	0	0
	<b>2043 Total Nursing Care Instit Admin/Achmc</b>	<u>\$ 62,433</u>	<u>\$ 358,700</u>	<u>\$ 0</u>

See accompanying notes to financial statements.

SUPPLEMENTAL APPROPRIATIONS, MID-YEAR REVERSIONS AND ADJUSTMENTS	NET APPROPRIATIONS	EXPENDITURES	LAPSED APPROPRIATION AUTHORITY	JUNE 30, 2009 CONTINUING APPROPRIATION AUTHORITY
\$ 443,500	\$ 19,859,700	\$ 17,592,007	\$ 2,267,693	\$ 0
20,286	20,286	20,286	0	0
10,693,200	10,693,200	10,693,200	0	0
<u>\$ 11,156,986</u>	<u>\$ 30,573,186</u>	<u>\$ 28,305,493</u>	<u>\$ 2,267,693</u>	<u>\$ 0</u>
\$ 1,220,800	\$ 1,220,800	\$ 1,220,800	\$ 0	\$ 0
<u>\$ 1,220,800</u>	<u>\$ 1,220,800</u>	<u>\$ 1,220,800</u>	<u>\$ 0</u>	<u>\$ 0</u>
\$ 38,100	\$ 38,100	\$ 38,100	\$ 0	\$ 0
123,315	123,315	123,315	0	0
<u>\$ 161,415</u>	<u>\$ 161,415</u>	<u>\$ 161,415</u>	<u>\$ 0</u>	<u>\$ 0</u>
\$ 58,200	\$ 58,200	\$ 58,200	\$ 0	\$ 0
900	900	900	0	0
<u>\$ 59,100</u>	<u>\$ 59,100</u>	<u>\$ 59,100</u>	<u>\$ 0</u>	<u>\$ 0</u>
\$ 17,300	\$ 17,300	\$ 17,300	\$ 0	\$ 0
55,000	55,000	55,000	0	0
<u>\$ 72,300</u>	<u>\$ 72,300</u>	<u>\$ 72,300</u>	<u>\$ 0</u>	<u>\$ 0</u>
\$ 681,500	\$ 681,500	\$ 681,500	\$ 0	\$ 0
<u>\$ 681,500</u>	<u>\$ 681,500</u>	<u>\$ 681,500</u>	<u>\$ 0</u>	<u>\$ 0</u>
\$ 254,900	\$ 5,822,600	\$ 5,395,725	\$ 426,876	\$ 0
0	318,709	20,941	297,768	0
0	135,501	135,501	0	0
52,100	52,100	52,100	0	0
<u>\$ 307,000</u>	<u>\$ 6,328,910</u>	<u>\$ 5,604,267</u>	<u>\$ 724,643</u>	<u>\$ 0</u>
\$ 177,700	\$ 177,700	\$ 57,133	\$ 120,567	\$ 0
<u>\$ 177,700</u>	<u>\$ 177,700</u>	<u>\$ 57,133</u>	<u>\$ 120,567</u>	<u>\$ 0</u>
\$ 6,090	\$ 181,290	\$ 175,291	\$ 5,999	\$ 0
14,210	423,010	409,008	14,003	0
0	4,662	4,662	0	0
0	10,772	10,772	0	0
624,100	624,100	624,100	0	0
<u>\$ 644,400</u>	<u>\$ 1,243,835</u>	<u>\$ 1,223,833</u>	<u>\$ 20,001</u>	<u>\$ 0</u>
\$ 19,000	\$ 377,700	\$ 275,365	\$ 102,335	\$ 0
0	62,433	62,433	0	0
1,200	1,200	1,200	0	0
<u>\$ 20,200</u>	<u>\$ 441,333</u>	<u>\$ 338,998</u>	<u>\$ 102,335</u>	<u>\$ 0</u>

See accompanying notes to financial statements.

STATE OF ARIZONA  
SPECIAL REVENUE FUNDS  
STATEMENT OF EXPENDITURES - APPROPRIATION TO ACTUAL  
BUDGETARY (LEGAL) BASIS  
FOR THE YEAR ENDED JUNE 30, 2009

	JULY 1, 2008 CONTINUING APPROPRIATION AUTHORITY	GENERAL APPROPRIATIONS	CAPITAL OUTLAY APPROPRIATIONS
<b>STATE BOARD OF OPTOMETRY</b>			
OBA 2023 Operating Lump Sum Appropriation	\$ 0	\$ 194,400	\$ 0
OBA 2023 Operating Lump Sum Appropriation	14,521	0	0
OBA 2023 Cash Transfer To General Fund	0	0	0
<b>2023 Total Board Of Optometry Fund</b>	<u>\$ 14,521</u>	<u>\$ 194,400</u>	<u>\$ 0</u>
<b>ARIZONA BOARD OF OSTEOPATHIC EXAMINERS</b>			
OSA 2048 Operating Lump Sum Appropriation	\$ 0	\$ 660,600	\$ 0
OSA 2048 Operating Lump Sum Appropriation	305	0	0
OSA 2048 Cash Transfer To General Fund	0	0	0
<b>2048 Total Board Fund</b>	<u>\$ 305</u>	<u>\$ 660,600</u>	<u>\$ 0</u>
<b>BOARD OF OCCUPATIONAL THERAPY EXAMINERS</b>			
OTA 2263 Operating Lump Sum Appropriation for Athletic Board	\$ 0	\$ 71,970	\$ 0
OTA 2263 Operating Lump Sum Appropriation	0	167,930	0
OTA 2263 Operating Lump Sum Appropriation FY07 - 08	10,242	0	0
OTA 2263 Operating Lump Sum Appropriation for Athletic Board	9,305	0	0
OTA 2263 Cash Transfer To General Fund	0	0	0
<b>2263 Total Occupational Therapy Fund</b>	<u>\$ 19,546</u>	<u>\$ 239,900</u>	<u>\$ 0</u>
<b>ARIZONA STATE BOARD OF PHARMACY</b>			
PMA 2052 Operating Lump Sum Appropriation	\$ 0	\$ 1,846,500	\$ 0
PMA 2052 Operating Lump Sum Appropriation FY07 - 08	240,462	0	0
PMA 2052 Cash Transfer To General Fund	0	0	0
<b>2052 Total Arizona State Board Of Pharmacy Fund</b>	<u>\$ 240,462</u>	<u>\$ 1,846,500</u>	<u>\$ 0</u>
<b>STATE BOARD OF PODIATRY EXAMINERS</b>			
POA 2055 Operating Lump Sum Appropriation	\$ 0	\$ 0	\$ 0
POA 2055 Operating Lump Sum Appropriation FY07 - 08	35,158	0	0
POA 2055 Cash Transfer To General Fund	0	0	0
<b>2055 Total Podiatry Fund</b>	<u>\$ 35,158</u>	<u>\$ 0</u>	<u>\$ 0</u>
<b>BOARD OF PHYSICAL THERAPY EXAMINERS</b>			
PTA 2053 Operating Lump Sum Appropriation	\$ 0	\$ 349,600	\$ 0
PTA 2053 Operating Lump Sum Appropriation FY07 - 08	27,056	0	0
PTA 2053 Cash Transfer To General Fund	0	0	0
<b>2053 Total Board Of Physical Therapy Fund</b>	<u>\$ 27,056</u>	<u>\$ 349,600</u>	<u>\$ 0</u>
<b>STATE BOARD FOR PRIVATE POSTSECONDARY EDUCATION</b>			
PVA 2056 Operating Lump Sum Appropriation	\$ 0	\$ 318,400	\$ 0
PVA 2056 Operating Lump Sum Appropriation FY07 - 08	30,188	0	0
PVA 2056 Cash Transfer To General Fund	0	0	0
<b>2056 Total Bd For Private Postsecondary Edu Fund</b>	<u>\$ 30,188</u>	<u>\$ 318,400</u>	<u>\$ 0</u>
<b>BOARD OF RESPIRATORY CARE EXAMINERS</b>			
RBA 2269 Operating Lump Sum Appropriation	\$ 0	\$ 251,800	\$ 0
RBA 2269 Operating Lump Sum Appropriation	34,240	0	0
RBA 2269 Cash Transfer To General Fund	0	0	0
<b>Board Of Respiratory Care Examiners</b>	<u>\$ 34,240</u>	<u>\$ 251,800</u>	<u>\$ 0</u>
<b>ARIZONA DEPARTMENT OF RACING</b>			
RCA 2018 Operating Lump Sum Appropriation	\$ 0	\$ 67,000	\$ 0
RCA 2018 Cash Transfer To General Fund	0	0	0
<b>2018 Total Racing Administration Fund</b>	<u>\$ 0</u>	<u>\$ 67,000</u>	<u>\$ 0</u>

See accompanying notes to financial statements.

SUPPLEMENTAL APPROPRIATIONS, MID-YEAR REVERSIONS AND ADJUSTMENTS	NET APPROPRIATIONS	EXPENDITURES	LAPSED APPROPRIATION AUTHORITY	JUNE 30, 2009 CONTINUING APPROPRIATION AUTHORITY
\$ 7,800	\$ 202,200	\$ 183,150	\$ 19,050	\$ 0
0	14,521	14,521	0	0
187,500	187,500	187,500	0	0
<u>\$ 195,300</u>	<u>\$ 404,221</u>	<u>\$ 385,172</u>	<u>\$ 19,050</u>	<u>\$ 0</u>
\$ 38,100	\$ 698,700	\$ 592,272	\$ 106,428	\$ 0
0	305	(1,152)	1,457	0
541,100	541,100	541,100	0	0
<u>\$ 579,200</u>	<u>\$ 1,240,105</u>	<u>\$ 1,132,220</u>	<u>\$ 107,885</u>	<u>\$ 0</u>
\$ 1,500	\$ 73,470	\$ 62,997	\$ 10,473	\$ 0
3,500	171,430	144,045	27,385	0
0	10,242	1,736	8,506	0
0	9,305	119	9,185	0
241,700	241,700	241,700	0	0
<u>\$ 246,700</u>	<u>\$ 506,146</u>	<u>\$ 450,597</u>	<u>\$ 55,549</u>	<u>\$ 0</u>
\$ 74,400	\$ 1,920,900	\$ 1,617,383	\$ 303,517	\$ 0
0	240,462	3,837	236,626	0
549,700	549,700	549,700	0	0
<u>\$ 624,100</u>	<u>\$ 2,711,062</u>	<u>\$ 2,170,920</u>	<u>\$ 540,143</u>	<u>\$ 0</u>
\$ 143,600	\$ 143,600	\$ 98,620	\$ 44,980	\$ 0
0	35,158	35,158	0	0
800	800	800	0	0
<u>\$ 144,400</u>	<u>\$ 179,558</u>	<u>\$ 134,578</u>	<u>\$ 44,980</u>	<u>\$ 0</u>
\$ 10,600	\$ 360,200	\$ 334,556	\$ 25,644	\$ 0
0	27,056	13,836	13,220	0
3,400	3,400	3,400	0	0
<u>\$ 14,000</u>	<u>\$ 390,656</u>	<u>\$ 351,793</u>	<u>\$ 38,864</u>	<u>\$ 0</u>
\$ 16,300	\$ 334,700	\$ 327,728	\$ 6,972	\$ 0
0	30,188	29,700	488	0
145,900	145,900	145,900	0	0
<u>\$ 162,200</u>	<u>\$ 510,788</u>	<u>\$ 503,328</u>	<u>\$ 7,461</u>	<u>\$ 0</u>
\$ 9,800	\$ 261,600	\$ 256,798	\$ 4,802	\$ 0
0	34,240	34,065	175	0
2,700	2,700	2,700	0	0
<u>\$ 12,500</u>	<u>\$ 298,540</u>	<u>\$ 293,563</u>	<u>\$ 4,977</u>	<u>\$ 0</u>
\$ (200)	\$ 66,800	\$ 58,932	\$ 7,868	\$ 0
200	200	200	0	0
<u>\$ 0</u>	<u>\$ 67,000</u>	<u>\$ 59,132</u>	<u>\$ 7,868</u>	<u>\$ 0</u>

See accompanying notes to financial statements.



STATE OF ARIZONA  
SPECIAL REVENUE FUNDS  
STATEMENT OF EXPENDITURES - APPROPRIATION TO ACTUAL  
BUDGETARY (LEGAL) BASIS  
FOR THE YEAR ENDED JUNE 30, 2009

	JULY 1, 2008 CONTINUING APPROPRIATION AUTHORITY	GENERAL APPROPRIATIONS	CAPITAL OUTLAY APPROPRIATIONS
RCA 2170 Operating Lump Sum Appropriation	\$ 0	\$ 450,000	\$ 0
RCA 2170 Cash Transfer To General Fund	0	0	0
<b>2170 Total County Fair Racing</b>	<u>\$ 0</u>	<u>\$ 450,000</u>	<u>\$ 0</u>
RCA 2206 Cash Transfer To General Fund	\$ 0	\$ 0	\$ 0
<b>2206 Total Arizona Breeders' Award Fund</b>	<u>\$ 0</u>	<u>\$ 0</u>	<u>\$ 0</u>
RCA 2207 Cash Transfer To General Fund	\$ 0	\$ 0	\$ 0
<b>2207 Total County Fairs Racing Betterment Fund</b>	<u>\$ 0</u>	<u>\$ 0</u>	<u>\$ 0</u>
<b>DEPARTMENT OF REAL ESTATE</b>			
REA 2331 Cash Transfer To General Fund	\$ 0	\$ 0	\$ 0
<b>2331 Total Condominium Recovery Fund</b>	<u>\$ 0</u>	<u>\$ 0</u>	<u>\$ 0</u>
<b>REGISTRAR OF CONTRACTORS</b>			
RGA 2406 Operating Lump Sum Appropriation	\$ 0	\$ 10,324,000	\$ 0
RGA 2406 Operating Lump Sum Appropriation	643,787	0	0
RGA 2406 Incentive Pay	0	113,700	0
RGA 2406 Incentive Pay	62,712	0	0
RGA 2406 Office Of Administrative Hearing	0	964,300	0
RGA 2406 Information Management System	0	506,500	0
RGA 2406 Information Management System	3,089,054	0	0
RGA 2406 Cash Transfer To General Fund	0	0	0
<b>2406 Total Registrar Of Contractors Fund</b>	<u>\$ 3,795,552</u>	<u>\$ 11,908,500</u>	<u>\$ 0</u>
RGA 3155 Cash Transfer To General Fund	\$ 0	\$ 0	\$ 0
<b>3155 Total Residential Contractors' Recovery Fund</b>	<u>\$ 0</u>	<u>\$ 0</u>	<u>\$ 0</u>
<b>STRUCTURAL PEST CONTROL COMMISSION</b>			
SBA 2050 Operating Lump Sum Appropriation	\$ 0	\$ 2,668,900	\$ 0
SBA 2050 Operating Lump Sum Appropriation	383,926	0	0
SBA 2050 Cash Transfer To General Fund	0	0	0
<b>2050 Total Structural Pest Control Commission Fund</b>	<u>\$ 383,926</u>	<u>\$ 2,668,900</u>	<u>\$ 0</u>
<b>STATE BOARD OF PSYCHOLOGIST EXAMINERS</b>			
SYA 2058 Operating Lump Sum Appropriation	\$ 0	\$ 381,900	\$ 0
SYA 2058 Operating Lump Sum Appropriation	19,065	0	0
SYA 2058 Cash Transfer To General Fund	0	0	0
<b>2058 Total Board Of Psychologist Examiners Fund</b>	<u>\$ 19,065</u>	<u>\$ 381,900</u>	<u>\$ 0</u>
<b>STATE BOARD OF TECHNICAL REGISTRATION</b>			
TEA 2070 Operating Lump Sum Appropriation	\$ 0	\$ 1,700,200	\$ 0
TEA 2070 Operating Lump Sum Appropriation	297,388	0	0
TEA 2070 Cash Transfer To General Fund	0	0	0
<b>2070 Total Technical Registration Fund</b>	<u>\$ 297,388</u>	<u>\$ 1,700,200</u>	<u>\$ 0</u>
<b>RESIDENTIAL UTILITY CONSUMER OFFICE</b>			
UOA 2175 Operating Lump Sum Appropriation	\$ 0	\$ 1,128,900	\$ 0
UOA 2175 Professional Witnesses	0	145,000	0
UOA 2175 Professional Witnesses FY07 - 08	114,464	0	0
UOA 2175 Professional Witnesses FY06 - 07	119,576	0	0

See accompanying notes to financial statements.

SUPPLEMENTAL APPROPRIATIONS, MID-YEAR REVERSIONS AND ADJUSTMENTS	NET APPROPRIATIONS	EXPENDITURES	LAPSED APPROPRIATION AUTHORITY	JUNE 30, 2009 CONTINUING APPROPRIATION AUTHORITY
\$ (3,200)	\$ 446,800	\$ 427,659	\$ 19,141	\$ 0
13,100	13,100	13,100	0	0
<u>\$ 9,900</u>	<u>\$ 459,900</u>	<u>\$ 440,759</u>	<u>\$ 19,141</u>	<u>\$ 0</u>
\$ 318,200	\$ 318,200	\$ 318,200	\$ 0	\$ 0
<u>\$ 318,200</u>	<u>\$ 318,200</u>	<u>\$ 318,200</u>	<u>\$ 0</u>	<u>\$ 0</u>
\$ 415,100	\$ 415,100	\$ 415,100	\$ 0	\$ 0
<u>\$ 415,100</u>	<u>\$ 415,100</u>	<u>\$ 415,100</u>	<u>\$ 0</u>	<u>\$ 0</u>
\$ 5,000	\$ 5,000	\$ 5,000	\$ 0	\$ 0
<u>\$ 5,000</u>	<u>\$ 5,000</u>	<u>\$ 5,000</u>	<u>\$ 0</u>	<u>\$ 0</u>
\$ 200,500	\$ 10,524,500	\$ 8,904,781	\$ 1,619,719	\$ 0
0	643,787	104,072	539,714	0
0	113,700	113,700	0	0
0	62,712	62,711	1	0
38,000	1,002,300	1,002,300	0	0
0	506,500	209,163	297,337	0
0	3,089,054	1,666,271	1,422,783	0
2,133,200	2,133,200	2,133,200	0	0
<u>\$ 2,371,700</u>	<u>\$ 18,075,752</u>	<u>\$ 14,196,198</u>	<u>\$ 3,879,555</u>	<u>\$ 0</u>
\$ 6,600,000	\$ 6,600,000	\$ 6,600,000	\$ 0	\$ 0
<u>\$ 6,600,000</u>	<u>\$ 6,600,000</u>	<u>\$ 6,600,000</u>	<u>\$ 0</u>	<u>\$ 0</u>
\$ 105,400	\$ 2,774,300	\$ 2,205,536	\$ 568,764	\$ 0
0	383,926	22,469	361,458	0
581,700	581,700	581,700	0	0
<u>\$ 687,100</u>	<u>\$ 3,739,926</u>	<u>\$ 2,809,705</u>	<u>\$ 930,221</u>	<u>\$ 0</u>
\$ 26,000	\$ 407,900	\$ 305,758	\$ 102,142	\$ 0
0	19,065	19,065	0	0
567,600	567,600	567,600	0	0
<u>\$ 593,600</u>	<u>\$ 994,565</u>	<u>\$ 892,423</u>	<u>\$ 102,142</u>	<u>\$ 0</u>
\$ 45,000	\$ 1,745,200	\$ 1,392,745	\$ 352,455	\$ 0
0	297,388	1,144	296,245	0
992,200	992,200	992,200	0	0
<u>\$ 1,037,200</u>	<u>\$ 3,034,788</u>	<u>\$ 2,386,089</u>	<u>\$ 648,700</u>	<u>\$ 0</u>
\$ 28,100	\$ 1,157,000	\$ 1,049,472	\$ 107,528	\$ 0
0	145,000	31,151	0	113,849
0	114,464	0	0	114,464
0	119,576	0	0	119,576

See accompanying notes to financial statements.

STATE OF ARIZONA  
SPECIAL REVENUE FUNDS  
STATEMENT OF EXPENDITURES - APPROPRIATION TO ACTUAL  
BUDGETARY (LEGAL) BASIS  
FOR THE YEAR ENDED JUNE 30, 2009

	JULY 1, 2008 CONTINUING APPROPRIATION AUTHORITY	GENERAL APPROPRIATIONS	CAPITAL OUTLAY APPROPRIATIONS
UOA 2175 Professional Witnesses FY05 - 06	128,373	0	0
UOA 2175 Professional Witnesses FY04 - 05	53,761	0	0
UOA 2175 Professional Witnesses FY03 - 04	16,194	0	0
UOA 2175 Professional Witnesses FY02 - 03	5,617	0	0
UOA 2175 Professional Witnesses FY01 - 02	2,909	0	0
UOA 2175 Administrative Adjustments	0	0	0
UOA 2175 Cash Transfer To General Fund	0	0	0
<b>2175 Total Residential Util Consumer Office Revolv</b>	<u>\$ 440,895</u>	<u>\$ 1,273,900</u>	<u>\$ 0</u>
<b>ARIZONA STATE VETERINARY MEDICAL EXAMINING BOARD</b>			
VTA 2078 Operating Lump Sum Appropriation	\$ 0	\$ 451,000	\$ 0
VTA 2078 Operating Lump Sum Appropriation	28,161	0	0
VTA 2078 Cash Transfer To General Fund	0	0	0
<b>2078 Total Veterinary Medical Examining Board Fund</b>	<u>\$ 28,161</u>	<u>\$ 451,000</u>	<u>\$ 0</u>
<b>DEPARTMENT OF WEIGHTS AND MEASURES</b>			
WMA 2226 Operating Lump Sum-Oxygenated Fuel	\$ 0	\$ 883,600	\$ 0
WMA 2226 Operating Lump Sum - Vapor Recovery	0	634,000	0
WMA 2226 Administrative Adjustments	0	0	0
WMA 2226 Cash Transfer To General Fund	0	0	0
<b>2226 Total Air Quality Fund</b>	<u>\$ 0</u>	<u>\$ 1,517,600</u>	<u>\$ 0</u>
WMA 2285 Operating Lump Sum Appropriation	\$ 0	\$ 120,700	\$ 0
<b>2285 Total Motor Vehicle Liability Ins Enforcement</b>	<u>\$ 0</u>	<u>\$ 120,700</u>	<u>\$ 0</u>
<b>TOTAL INSPECTION AND REGULATION</b>	<u>\$ 9,289,559</u>	<u>\$ 106,446,000</u>	<u>\$ 0</u>
<b>EDUCATION</b>			
<b>EARLY CHILDHOOD DEVELOPMENT AND HEALTH BOARD</b>			
CDA 2542 Cash Transfer To General Fund	\$ 0	\$ 0	\$ 0
<b>2542 Total Early Child Development And Health Fund</b>	<u>\$ 0</u>	<u>\$ 0</u>	<u>\$ 0</u>
<b>DEPARTMENT OF EDUCATION</b>			
EDA 2420 Cash Transfer To General Fund	\$ 0	\$ 0	\$ 0
<b>2420 Total Assistance For Education</b>	<u>\$ 0</u>	<u>\$ 0</u>	<u>\$ 0</u>
EDA 2470 Failing School Tutoring Fund - Prop 301	\$ 0	\$ 0	\$ 0
EDA 2470 Failing School Tutoring Fund - Prop 301	391,951	0	0
<b>2470 Total Failing Schools Tutoring Fund</b>	<u>\$ 391,951</u>	<u>\$ 0</u>	<u>\$ 0</u>
EDA 4211 Cash Transfer To General Fund	\$ 0	\$ 0	\$ 0
<b>4211 Total DOE Production Revolving Fund</b>	<u>\$ 0</u>	<u>\$ 0</u>	<u>\$ 0</u>
<b>COMMISSION FOR POSTSECONDARY EDUCATION</b>			
PEA 2405 Operating Lump Sum Appropriation	\$ 0	\$ 395,700	\$ 0
PEA 2405 Family College Savings Program	0	150,000	0
PEA 2405 As Minority Ed Policy Analysis Center	0	100,000	0
PEA 2405 Arizona College And Career Guide	0	21,200	0

SUPPLEMENTAL APPROPRIATIONS, MID-YEAR REVERSIONS AND ADJUSTMENTS	NET APPROPRIATIONS	EXPENDITURES	LAPSED APPROPRIATION AUTHORITY	JUNE 30, 2009 CONTINUING APPROPRIATION AUTHORITY
0	128,373	82,804	0	45,569
0	53,761	41,833	0	11,928
0	16,194	0	0	16,194
0	5,617	4,855	0	763
0	2,909	2,909	0	0
757	757	757	0	0
173,400	173,400	173,400	0	0
<u>\$ 202,257</u>	<u>\$ 1,917,052</u>	<u>\$ 1,387,180</u>	<u>\$ 107,528</u>	<u>\$ 422,343</u>
\$ 17,300	\$ 468,300	\$ 376,797	\$ 91,503	\$ 0
0	28,161	(5,571)	33,731	0
613,800	613,800	613,800	0	0
<u>\$ 631,100</u>	<u>\$ 1,110,261</u>	<u>\$ 985,026</u>	<u>\$ 125,234</u>	<u>\$ 0</u>
\$ 7,750	\$ 891,350	\$ 787,824	\$ 103,526	\$ 0
17,550	651,550	622,499	29,051	0
34,044	34,044	34,044	0	0
118,100	118,100	118,100	0	0
<u>\$ 177,444</u>	<u>\$ 1,695,044</u>	<u>\$ 1,562,467</u>	<u>\$ 132,577</u>	<u>\$ 0</u>
\$ 203,300	\$ 324,000	\$ 293,446	\$ 30,554	\$ 0
<u>\$ 203,300</u>	<u>\$ 324,000</u>	<u>\$ 293,446</u>	<u>\$ 30,554</u>	<u>\$ 0</u>
<u>\$ 53,767,004</u>	<u>\$ 169,502,563</u>	<u>\$ 145,087,914</u>	<u>\$ 22,509,777</u>	<u>\$ 1,904,872</u>
\$ 7,000,000	\$ 7,000,000	\$ 7,000,000	\$ 0	\$ 0
<u>\$ 7,000,000</u>	<u>\$ 7,000,000</u>	<u>\$ 7,000,000</u>	<u>\$ 0</u>	<u>\$ 0</u>
\$ 100,000	\$ 100,000	\$ 100,000	\$ 0	\$ 0
<u>\$ 100,000</u>	<u>\$ 100,000</u>	<u>\$ 100,000</u>	<u>\$ 0</u>	<u>\$ 0</u>
\$ 1,500,000	\$ 1,500,000	\$ 251,739	\$ 0	\$ 1,248,261
0	391,951	391,951	0	0
<u>\$ 1,500,000</u>	<u>\$ 1,891,951</u>	<u>\$ 643,690</u>	<u>\$ 0</u>	<u>\$ 1,248,261</u>
\$ 133,800	\$ 133,800	\$ 133,800	\$ 0	# 0
<u>\$ 133,800</u>	<u>\$ 133,800</u>	<u>\$ 133,800</u>	<u>\$ 0</u>	<u>\$ 0</u>
\$ 14,200	\$ 409,900	\$ 177,967	\$ 231,933	\$ 0
(2,600)	147,400	118,259	29,141	0
0	100,000	32,194	67,806	0
0	21,200	12,668	8,532	0

See accompanying notes to financial statements.

STATE OF ARIZONA  
SPECIAL REVENUE FUNDS  
STATEMENT OF EXPENDITURES - APPROPRIATION TO ACTUAL  
BUDGETARY (LEGAL) BASIS  
FOR THE YEAR ENDED JUNE 30, 2009

		JULY 1, 2008 CONTINUING		
		APPROPRIATION AUTHORITY	GENERAL APPROPRIATIONS	CAPITAL OUTLAY APPROPRIATIONS
PEA	2405 Twelve Plus Partnership	0	130,500	0
PEA	2405 Cash Transfer To General Fund	0	0	0
PEA	2405 Leveraging Educational Assistance Prtshp	0	2,143,700	0
PEA	2405 Administrative Adjustments	0	0	0
	<b>2405 Total Postsecondary Education Fund</b>	<u>\$ 0</u>	<u>\$ 2,941,100</u>	<u>\$ 0</u>
<b>TOTAL EDUCATION</b>		<u>\$ 391,951</u>	<u>\$ 2,941,100</u>	<u>\$ 0</u>
<b>PROTECTION AND SAFETY</b>				
<b>AUTOMOBILE THEFT AUTHORITY</b>				
ATA	2060 Operating Lump Sum Appropriation	\$ 0	\$ 646,900	\$ 0
ATA	2060 Automobile Theft Authority Grants	0	5,116,000	0
ATA	2060 Reimbursable Programs	0	50,000	0
ATA	2060 Cash Transfer To General Fund	0	0	0
	<b>2060 Total Automobile Theft Authority Fund</b>	<u>\$ 0</u>	<u>\$ 5,812,900</u>	<u>\$ 0</u>
<b>STATE DEPARTMENT OF CORRECTIONS</b>				
DCA	2035 Cash Transfer To General Fund	\$ 0	\$ 0	\$ 0
	<b>2035 Total DOC CJEF Distributions</b>	<u>\$ 0</u>	<u>\$ 0</u>	<u>\$ 0</u>
DCA	2088 Correctional Officer PS And ERE	\$ 0	\$ 69,463	\$ 0
DCA	2088 Correctional Officer PS And ERE	0	310,937	0
DCA	2088 Private Prison Per Diem	0	28,674,300	0
DCA	2088 Administrative Adjustments	0	0	0
DCA	2088 Cash Transfer To General Fund	0	0	0
	<b>2088 Total Corrections Fund</b>	<u>\$ 0</u>	<u>\$ 29,054,700</u>	<u>\$ 0</u>
DCA	2204 Non-Health Care All Other Operating Exp	\$ 0	\$ 599,300	\$ 0
DCA	2204 Administrative Adjustments	0	0	0
DCA	2204 Cash Transfer To General Fund	0	0	0
	<b>2204 Total Alcohol Abuse Treatment Fund</b>	<u>\$ 0</u>	<u>\$ 599,300</u>	<u>\$ 0</u>
DCA	2379 Non-Health Care All Other Operating Exp	\$ 0	\$ 180,000	\$ 0
DCA	2379 Administrative Adjustments	0	0	0
DCA	2379 Cash Transfer To General Fund	0	0	0
	<b>2379 Total Transition Office Fund</b>	<u>\$ 0</u>	<u>\$ 180,000</u>	<u>\$ 0</u>
DCA	2383 Non-Health Care All Other Operating Exp	\$ 0	\$ 600,000	\$ 0
DCA	2383 Administrative Adjustments	0	0	0
DCA	2383 Cash Transfer To General Fund	0	0	0
	<b>2383 Total Transition Program Drug Treatment Fund</b>	<u>\$ 0</u>	<u>\$ 600,000</u>	<u>\$ 0</u>
DCA	2504 Drug Treatment Pilot Program	\$ 358	\$ 0	\$ 0
DCA	2504 Non-Health Care All Other Operating Exp	0	817,500	0
DCA	2504 Private Prison Per Diem	0	800,000	0
DCA	2504 Provisional Beds	0	3,000,000	0
DCA	2504 Health Care All Other Operating Exp	0	10,432,500	0
DCA	2504 Administrative Adjustments	0	0	0
	<b>2504 Total Prison Construction And Operations Fund</b>	<u>\$ 358</u>	<u>\$ 15,050,000</u>	<u>\$ 0</u>
DCA	2515 Cash Transfer To General Fund	\$ 0	\$ 0	\$ 0
	<b>2515 Total State DOC Revolving Fund</b>	<u>\$ 0</u>	<u>\$ 0</u>	<u>\$ 0</u>

See accompanying notes to financial statements.

SUPPLEMENTAL APPROPRIATIONS, MID-YEAR REVERSIONS AND ADJUSTMENTS	NET APPROPRIATIONS	EXPENDITURES	LAPSED APPROPRIATION AUTHORITY	JUNE 30, 2009 CONTINUING APPROPRIATION AUTHORITY
0	130,500	117,951	12,549	0
17,800	17,800	17,800	0	0
900,000	3,043,700	2,712,987	330,713	0
130	130	130	0	0
<u>\$ 929,530</u>	<u>\$ 3,870,630</u>	<u>\$ 3,189,956</u>	<u>\$ 680,674</u>	<u>\$ 0</u>
<b><u>\$ 9,663,330</u></b>	<b><u>\$ 12,996,381</u></b>	<b><u>\$ 11,067,446</u></b>	<b><u>\$ 680,674</u></b>	<b><u>\$ 1,248,261</u></b>
\$ 33,500	\$ 680,400	\$ 576,852	\$ 103,548	\$ 0
170,300	5,286,300	4,198,340	1,087,960	0
0	50,000	0	50,000	0
324,100	324,100	324,100	0	0
<u>\$ 527,900</u>	<u>\$ 6,340,800</u>	<u>\$ 5,099,292</u>	<u>\$ 1,241,508</u>	<u>\$ 0</u>
<u>\$ 1,200</u>	<u>\$ 1,200</u>	<u>\$ 1,200</u>	<u>\$ 0</u>	<u>\$ 0</u>
<u>\$ 1,200</u>	<u>\$ 1,200</u>	<u>\$ 1,200</u>	<u>\$ 0</u>	<u>\$ 0</u>
\$ 100	\$ 69,563	\$ 8,801	\$ 60,762	\$ 0
0	310,937	34,893	276,044	0
0	28,674,300	25,460,667	3,213,633	0
1,204,457	1,204,457	1,204,457	0	0
15,600	15,600	15,600	0	0
<u>\$ 1,220,157</u>	<u>\$ 30,274,857</u>	<u>\$ 26,724,418</u>	<u>\$ 3,550,439</u>	<u>\$ 0</u>
\$ 0	\$ 599,300	\$ 392,598	\$ 206,702	\$ 0
5,901	5,901	5,901	0	0
1,330,000	1,330,000	1,330,000	0	0
<u>\$ 1,335,901</u>	<u>\$ 1,935,201</u>	<u>\$ 1,728,499</u>	<u>\$ 206,702</u>	<u>\$ 0</u>
\$ 0	\$ 180,000	\$ 177,555	\$ 2,445	\$ 0
0	0	0	0	0
339,600	339,600	339,600	0	0
<u>\$ 339,600</u>	<u>\$ 519,600</u>	<u>\$ 517,155</u>	<u>\$ 2,445</u>	<u>\$ 0</u>
\$ 0	\$ 600,000	\$ 270,194	\$ 329,806	\$ 0
72,885	72,885	72,885	0	0
100,000	100,000	100,000	0	0
<u>\$ 172,885</u>	<u>\$ 772,885</u>	<u>\$ 443,078</u>	<u>\$ 329,806</u>	<u>\$ 0</u>
\$ 0	\$ 358	\$ 0	\$ 358	\$ 0
0	817,500	758,854	58,646	0
0	800,000	800,000	0	0
0	3,000,000	1,937,888	1,062,112	0
0	10,432,500	10,432,500	0	0
83,103	83,103	83,103	0	0
<u>\$ 83,103</u>	<u>\$ 15,133,461</u>	<u>\$ 14,012,345</u>	<u>\$ 1,121,116</u>	<u>\$ 0</u>
\$ 170,500	\$ 170,500	\$ 170,500	\$ 0	\$ 0
<u>\$ 170,500</u>	<u>\$ 170,500</u>	<u>\$ 170,500</u>	<u>\$ 0</u>	<u>\$ 0</u>

See accompanying notes to financial statements.

STATE OF ARIZONA  
SPECIAL REVENUE FUNDS  
STATEMENT OF EXPENDITURES - APPROPRIATION TO ACTUAL  
BUDGETARY (LEGAL) BASIS  
FOR THE YEAR ENDED JUNE 30, 2009

		JULY 1, 2008 CONTINUING APPROPRIATION AUTHORITY	GENERAL APPROPRIATIONS	CAPITAL OUTLAY APPROPRIATIONS
DCA	3187 Cash Transfer To General Fund	\$ 0	\$ 0	\$ 0
	<b>3187 Total DOC Special Services Fund</b>	<u>\$ 0</u>	<u>\$ 0</u>	<u>\$ 0</u>
<b>DEPARTMENT OF JUVENILE CORRECTIONS</b>				
DJA	2281 Operating Lump Sum Appropriation	\$ 0	\$ 689,800	\$ 0
DJA	2281 Cash Transfer To General Fund	0	0	0
	<b>2281 Total Juvenile Corrections CJEF Distribution</b>	<u>\$ 0</u>	<u>\$ 689,800</u>	<u>\$ 0</u>
DJA	2323 Operating Lump Sum Appropriation	\$ 0	\$ 2,682,500	\$ 0
DJA	2323 Cash Transfer To General Fund	0	0	0
	<b>2323 Total State Education Fund For Committed Youth</b>	<u>\$ 0</u>	<u>\$ 2,682,500</u>	<u>\$ 0</u>
<b>ARIZONA CRIMINAL JUSTICE COMMISSION</b>				
JCA	2134 Operating Lump Sum Appropriation	\$ 0	\$ 780,600	\$ 0
JCA	2134 Administrative Adjustments	0	0	0
JCA	2134 Cash Transfer To General Fund	0	0	0
	<b>2134 Total Criminal Justice Enhancement Fund</b>	<u>\$ 0</u>	<u>\$ 780,600</u>	<u>\$ 0</u>
JCA	2198 Victim Compensation & Assistance	\$ 0	\$ 4,100,000	\$ 0
JCA	2198 Crime Victim Comp Special Ag Transfer	8,202	0	0
	<b>2198 Total Victim Compensation And Assistance Fund</b>	<u>\$ 8,202</u>	<u>\$ 4,100,000</u>	<u>\$ 0</u>
JCA	2280 Drug And Gang Prevention Resource Center	\$ 0	\$ 295,800	\$ 0
	<b>2280 Total Resource Center Fund</b>	<u>\$ 0</u>	<u>\$ 295,800</u>	<u>\$ 0</u>
JCA	2422 Cash Transfer To General Fund	\$ 0	\$ 0	\$ 0
	<b>2422 Total Driving Under Influence Abatement Fund</b>	<u>\$ 0</u>	<u>\$ 0</u>	<u>\$ 0</u>
JCA	2443 State Aid To County Attorneys	\$ 0	\$ 1,052,500	\$ 0
JCA	2443 Cash Transfer To General Fund	0	0	0
	<b>2443 Total State Aid To County Attorneys Func</b>	<u>\$ 0</u>	<u>\$ 1,052,500</u>	<u>\$ 0</u>
JCA	2445 State Aid To Indigent Defense	\$ 0	\$ 999,200	\$ 0
JCA	2445 Administrative Adjustments	0	0	0
JCA	2445 Cash Transfer To General Fund	0	0	0
	<b>2445 Total State Aid To Indigent Defense Fund</b>	<u>\$ 0</u>	<u>\$ 999,200</u>	<u>\$ 0</u>
<b>DEPARTMENT OF EMERGENCY AND MILITARY AFFAIRS</b>				
MAA	2138 Off Site Nuclear Emergency 89-90	\$ 1,708	\$ 0	\$ 0
	<b>2138 Total Nuclear Emergency Management Fund</b>	<u>\$ 1,708</u>	<u>\$ 0</u>	<u>\$ 0</u>
MAA	3031 Operating Lump Sum-Em Response Fund	\$ 0	\$ 132,700	\$ 0
MAA	3031 Administrative Adjustments	0	0	0
	<b>3031 Total Emergency Response Fund</b>	<u>\$ 0</u>	<u>\$ 132,700</u>	<u>\$ 0</u>
<b>DEPARTMENT OF PUBLIC SAFETY</b>				
PSA	2030 Operating Lump Sum Appropriation	\$ 0	\$ 41,050,500	\$ 0
	<b>2030 Total State Highway Fund</b>	<u>\$ 0</u>	<u>\$ 41,050,500</u>	<u>\$ 0</u>
PSA	2032 Operating Lump Sum Appropriation	\$ 0	\$ 21,388,700	\$ 0
PSA	2032 Motor Vehicle Fuel	0	231,300	0
PSA	2032 Cash Transfer To General Fund	0	0	0
	<b>2032 Total Arizona Highway Patrol Fund</b>	<u>\$ 0</u>	<u>\$ 21,620,000</u>	<u>\$ 0</u>

See accompanying notes to financial statements.

SUPPLEMENTAL APPROPRIATIONS, MID-YEAR REVERSIONS AND ADJUSTMENTS	NET APPROPRIATIONS	EXPENDITURES	LAPSED APPROPRIATION AUTHORITY	JUNE 30, 2009 CONTINUING APPROPRIATION AUTHORITY
\$ 909,400	\$ 909,400	\$ 909,400	\$ 0	\$ 0
\$ 909,400	\$ 909,400	\$ 909,400	\$ 0	\$ 0
\$ (3,200)	\$ 686,600	\$ 615,101	\$ 71,499	\$ 0
231,600	231,600	231,600	0	0
\$ 228,400	\$ 918,200	\$ 846,701	\$ 71,499	\$ 0
\$ 2,300	\$ 2,684,800	\$ 2,423,787	\$ 261,013	\$ 0
99,700	99,700	99,700	0	0
\$ 102,000	\$ 2,784,500	\$ 2,523,487	\$ 261,013	\$ 0
\$ 4,600	\$ 785,200	\$ 755,566	\$ 29,634	\$ 0
380	380	380	0	0
1,937,900	1,937,900	1,937,900	0	0
\$ 1,942,880	\$ 2,723,480	\$ 2,693,846	\$ 29,634	\$ 0
\$ 0	\$ 4,100,000	\$ 3,996,648	\$ 103,352	\$ 0
0	8,202	8,202	0	0
\$ 0	\$ 4,108,202	\$ 4,004,850	\$ 103,352	\$ 0
\$ 6,600	\$ 302,400	\$ 302,400	\$ 0	\$ 0
\$ 6,600	\$ 302,400	\$ 302,400	\$ 0	\$ 0
\$ 774,700	\$ 774,700	\$ 774,700	\$ 0	0
\$ 774,700	\$ 774,700	\$ 774,700	\$ 0	\$ 0
\$ 0	\$ 1,052,500	\$ 886,733	\$ 165,767	\$ 0
1,550,000	1,550,000	1,550,000	0	0
\$ 1,550,000	\$ 2,602,500	\$ 2,436,733	\$ 165,767	\$ 0
\$ 0	\$ 999,200	\$ 841,667	\$ 157,533	\$ 0
1,359	1,359	1,359	0	0
1,599,600	1,599,600	1,599,600	0	0
\$ 1,600,959	\$ 2,600,159	\$ 2,442,626	\$ 157,533	\$ 0
\$ 0	\$ 1,708	\$ 0	\$ 0	\$ 1,708
\$ 0	\$ 1,708	\$ 0	\$ 0	\$ 1,708
\$ 0	\$ 132,700	\$ 132,700	\$ 0	\$ 0
0	0	0	0	0
\$ 0	\$ 132,700	\$ 132,700	\$ 0	\$ 0
\$ 0	\$ 41,050,500	\$ 41,050,500	\$ 0	\$ 0
\$ 0	\$ 41,050,500	\$ 41,050,500	\$ 0	\$ 0
\$ 603,300	\$ 21,992,000	\$ 19,058,977	\$ 2,933,023	\$ 0
0	231,300	231,300	0	0
4,127,300	4,127,300	4,127,300	0	0
\$ 4,730,600	\$ 26,350,600	\$ 23,417,577	\$ 2,933,023	\$ 0

See accompanying notes to financial statements.



STATE OF ARIZONA  
SPECIAL REVENUE FUNDS  
STATEMENT OF EXPENDITURES - APPROPRIATION TO ACTUAL  
BUDGETARY (LEGAL) BASIS  
FOR THE YEAR ENDED JUNE 30, 2009

		JULY 1, 2008 CONTINUING APPROPRIATION AUTHORITY	GENERAL APPROPRIATIONS	CAPITAL OUTLAY APPROPRIATIONS
PSA 2049	Cash Transfer To General Fund	\$ 0	\$ 0	\$ 0
	<b>2049 Total DPS Peace Officers Training</b>	<u>\$ 0</u>	<u>\$ 0</u>	<u>\$ 0</u>
PSA 2108	Operating Lump Sum Appropriation	\$ 0	\$ 1,564,100	\$ 0
	<b>2108 Total Safety Enforce And Trans Infrastructure</b>	<u>\$ 0</u>	<u>\$ 1,564,100</u>	<u>\$ 0</u>
PSA 2278	Cash Transfer To General Fund	\$ 0	\$ 0	\$ 0
	<b>2278 Total Records Processing Fund</b>	<u>\$ 0</u>	<u>\$ 0</u>	<u>\$ 0</u>
PSA 2282	Operating Lump Sum Appropriation	\$ 0	\$ 5,844,600	\$ 0
PSA 2282	Cash Transfer To General Fund	0	0	0
	<b>2282 Total Crime Laboratory Assessment Fund</b>	<u>\$ 0</u>	<u>\$ 5,844,600</u>	<u>\$ 0</u>
PSA 2286	Operating Lump Sum Appropriation	\$ 0	\$ 3,299,200	\$ 0
PSA 2286	Administrative Adjustments	0	0	0
PSA 2286	Cash Transfer To General Fund	0	0	0
	<b>2286 Total As Automated Fingerprint Id System Fund</b>	<u>\$ 0</u>	<u>\$ 3,299,200</u>	<u>\$ 0</u>
PSA 2337	Operating Lump Sum Appropriation	\$ 0	\$ 3,623,200	\$ 0
PSA 2337	DNA Testing	0	0	0
PSA 2337	DNA Testing FY07 - 08	1,174,665	0	0
PSA 2337	DNA Testing FY03 - 04	742,621	0	0
PSA 2337	DNA Testing FY02 - 03	1,258,331	0	0
PSA 2337	Cash Transfer To General Fund	0	0	0
	<b>2337 Total As Dna Identification System Fund</b>	<u>\$ 3,175,617</u>	<u>\$ 3,623,200</u>	<u>\$ 0</u>
PSA 2390	Photo Enforcement Fund-DPS Operating	\$ 0	\$ 0	\$ 0
PSA 2390	Photo Enforcement Fund-Vendor Payments	0	0	0
PSA 2390	Photo Enforcement-Admin Office Of Courts	0	0	0
PSA 2390	Photo Enforcement-General Fund Reversion	0	0	0
	<b>2390 Total Photo Enforcement Fund</b>	<u>\$ 0</u>	<u>\$ 0</u>	<u>\$ 0</u>
PSA 2391	Public Safety Equipment	\$ 0	\$ 0	\$ 0
PSA 2391	Cash Transfer To General Fund	0	0	0
	<b>2391 Total Public Safety Equipment Fund</b>	<u>\$ 0</u>	<u>\$ 0</u>	<u>\$ 0</u>
PSA 2433	Cash Transfer To General Fund	\$ 0	\$ 0	\$ 0
	<b>2433 Total Fingerprint Clearance Card Fund</b>	<u>\$ 0</u>	<u>\$ 0</u>	<u>\$ 0</u>
PSA 2479	Operating Lump Sum Appropriation	\$ 0	\$ 205,000	\$ 0
	<b>2479 Total Motorcycle Safety Fund</b>	<u>\$ 0</u>	<u>\$ 205,000</u>	<u>\$ 0</u>
PSA 2510	Operating Lump Sum Appropriation	\$ 0	\$ 3,398,300	\$ 0
PSA 2510	Cash Transfer To General Fund	0	0	0
	<b>2510 Total Parity Compensation Fund</b>	<u>\$ 0</u>	<u>\$ 3,398,300</u>	<u>\$ 0</u>
PSA 3113	Operating Lump Sum Appropriation	\$ 0	\$ 84,949,500	\$ 0
PSA 3113	Patrol Officers - SB1243 Year 2	41,570	0	0
	<b>3113 Total Arizona Highway User Revenue Fund</b>	<u>\$ 41,570</u>	<u>\$ 84,949,500</u>	<u>\$ 0</u>
PSA 3123	Cash Transfer To General Fund	\$ 0	\$ 0	\$ 0
	<b>3123 Total Anti-Racketeering Revolving Fund</b>	<u>\$ 0</u>	<u>\$ 0</u>	<u>\$ 0</u>

See accompanying notes to financial statements.

SUPPLEMENTAL APPROPRIATIONS, MID-YEAR REVERSIONS AND ADJUSTMENTS	NET APPROPRIATIONS	EXPENDITURES	LAPSED APPROPRIATION AUTHORITY	JUNE 30, 2009 CONTINUING APPROPRIATION AUTHORITY
\$ 542,100	\$ 542,100	\$ 542,100	\$ 0	\$ 0
<u>\$ 542,100</u>	<u>\$ 542,100</u>	<u>\$ 542,100</u>	<u>\$ 0</u>	<u>\$ 0</u>
\$ 51,500	\$ 1,615,600	\$ 1,615,600	\$ 0	\$ 0
<u>\$ 51,500</u>	<u>\$ 1,615,600</u>	<u>\$ 1,615,600</u>	<u>\$ 0</u>	<u>\$ 0</u>
\$ 846,500	\$ 846,500	\$ 846,500	\$ 0	\$ 0
<u>\$ 846,500</u>	<u>\$ 846,500</u>	<u>\$ 846,500</u>	<u>\$ 0</u>	<u>\$ 0</u>
\$ 3,300	\$ 5,847,900	\$ 5,101,900	\$ 746,000	\$ 0
146,000	146,000	146,000	0	0
<u>\$ 149,300</u>	<u>\$ 5,993,900</u>	<u>\$ 5,247,900</u>	<u>\$ 746,000</u>	<u>\$ 0</u>
\$ (5,800)	\$ 3,293,400	\$ 3,262,513	\$ 30,887	\$ 0
38,547	38,547	38,547	0	0
518,300	518,300	518,300	0	0
<u>\$ 551,047</u>	<u>\$ 3,850,247</u>	<u>\$ 3,819,361</u>	<u>\$ 30,887</u>	<u>\$ 0</u>
\$ 1,400	\$ 3,624,600	\$ 3,011,400	\$ 613,200	\$ 0
980,000	980,000	749,549	0	230,451
0	1,174,665	236,133	0	938,531
0	742,621	63,917	0	678,704
0	1,258,331	0	0	1,258,331
2,613,200	2,613,200	2,613,200	0	0
<u>\$ 3,594,600</u>	<u>\$ 10,393,417</u>	<u>\$ 6,674,200</u>	<u>\$ 613,200</u>	<u>\$ 3,106,017</u>
\$ 2,173,000	\$ 2,173,000	\$ 2,093,651	\$ 79,350	\$ 0
20,361,300	20,361,300	4,644,324	15,716,977	0
4,056,600	4,056,600	3,075,196	981,404	0
4,879,732	4,879,732	4,879,732	0	0
<u>\$ 31,470,632</u>	<u>\$ 31,470,632</u>	<u>\$ 14,692,902</u>	<u>\$ 16,777,730</u>	<u>\$ 0</u>
\$ 3,000,000	\$ 3,000,000	\$ 500,000	\$ 0	\$ 2,500,000
125,000	125,000	125,000	0	0
<u>\$ 3,125,000</u>	<u>\$ 3,125,000</u>	<u>\$ 625,000</u>	<u>\$ 0</u>	<u>\$ 2,500,000</u>
\$ 108,200	\$ 108,200	\$ 108,200	\$ 0	\$ 0
<u>\$ 108,200</u>	<u>\$ 108,200</u>	<u>\$ 108,200</u>	<u>\$ 0</u>	<u>\$ 0</u>
\$ 0	\$ 205,000	\$ 76,616	\$ 128,384	\$ 0
<u>\$ 0</u>	<u>\$ 205,000</u>	<u>\$ 76,616</u>	<u>\$ 128,384</u>	<u>\$ 0</u>
\$ 141,200	\$ 3,539,500	\$ 3,539,500	\$ 0	\$ 0
113,900	113,900	113,900	0	0
<u>\$ 255,100</u>	<u>\$ 3,653,400</u>	<u>\$ 3,653,400</u>	<u>\$ 0</u>	<u>\$ 0</u>
\$ 0	\$ 84,949,500	\$ 84,949,500	\$ 0	\$ 0
0	41,570	0	41,570	0
<u>\$ 0</u>	<u>\$ 84,991,070</u>	<u>\$ 84,949,500</u>	<u>\$ 41,570</u>	<u>\$ 0</u>
\$ 50,700	\$ 50,700	\$ 50,700	\$ 0	\$ 0
<u>\$ 50,700</u>	<u>\$ 50,700</u>	<u>\$ 50,700</u>	<u>\$ 0</u>	<u>\$ 0</u>

See accompanying notes to financial statements.

**STATE OF ARIZONA  
SPECIAL REVENUE FUNDS  
STATEMENT OF EXPENDITURES - APPROPRIATION TO ACTUAL  
BUDGETARY (LEGAL) BASIS  
FOR THE YEAR ENDED JUNE 30, 2009**

	<b>JULY 1, 2008 CONTINUING APPROPRIATION AUTHORITY</b>	<b>GENERAL APPROPRIATIONS</b>	<b>CAPITAL OUTLAY APPROPRIATIONS</b>
PSA 3702 Operating Lump Sum Appropriation	\$ 0	\$ 3,290,300	\$ 0
PSA 3702 Cash Transfer To General Fund	0	0	0
<b>3702 Total Criminal Justice Enhancement Fund</b>	<b>\$ 0</b>	<b>\$ 3,290,300</b>	<b>\$ 0</b>
<b>TOTAL PROTECTION AND SAFETY</b>	<b>\$ 3,227,455</b>	<b>\$ 230,874,700</b>	<b>\$ 0</b>

**TRANSPORTATION**

**DEPARTMENT OF TRANSPORTATION**

DTA 2005 Grand Canyon Airport Modular Housing	\$ 2,460,217	\$ 0	\$ 0
DTA 2005 Building Renewal FY06 - 07	12,264	0	0
DTA 2005 Building Renewal FY07 - 08	83,394	0	0
DTA 2005 Grand Canyon Airport Restroom Renovation	208,944	0	0
DTA 2005 Grand Canyon Arprt Water Storage Tank Renov	606,467	0	0
DTA 2005 Building Renewal FY08 - 09	0	0	156,900
DTA 2005 Lump Sum Appropriation- Aeronautics	0	2,353,900	0
DTA 2005 Airport Planning And Development	0	0	31,200,000
DTA 2005 Airport Planning And Development	8,665,445	0	0
DTA 2005 Administrative Adjustments	0	0	0
DTA 2005 Cash Transfer To General Fund	0	0	0
<b>2005 Total State Aviation Fund</b>	<b>\$ 12,036,732</b>	<b>\$ 2,353,900</b>	<b>\$ 31,356,900</b>
DTA 2030 Surprise Motor Vehicle Division Srv Cntr	\$ 910,148	\$ 0	\$ 0
DTA 2030 Asphalt Storage Tanks	184,771	0	0
DTA 2030 De-Icer Buildings	125,717	0	0
DTA 2030 Sprinklers/Fire Alarms	0	0	0
DTA 2030 2003-Asbestos & Lead Inspections	589,466	0	0
DTA 2030 2003-East Valley Maintenance Yard	135,517	0	0
DTA 2030 Asbestos & Lead Inspections	97,998	0	0
DTA 2030 On-Line Verification Of Soc Sec Numbers	797	0	0
DTA 2030 Building Renewal FY06 - 07	612,529	0	0
DTA 2030 Building Renewal FY07 - 08	1,571,150	0	0
DTA 2030 Far Southeast Valley Multiuse Facility	5,184,495	0	0
DTA 2030 De-Icer Buildings	1,799,129	0	0
DTA 2030 Oil And Asphalt Storage Tanks	1,331,905	0	0
DTA 2030 Vehicle Wash Systems	1,951,112	0	0
DTA 2030 Safford Vehicle Maintenance Shop	3,214,997	0	0
DTA 2030 Building Renewal FY08 - 09	0	0	4,052,000
DTA 2030 Far Southeast Valley Multiuse Facility	0	0	2,350,000
DTA 2030 De-Icer Buildings	0	0	1,825,000
DTA 2030 Oil And Asphalt Storage Tanks	0	0	1,389,000
DTA 2030 Vehicle Wash Systems	0	0	2,075,000
DTA 2030 91 Douglas Maintenance Yard Adm Adj	2,000	0	0
DTA 2030 Highway To DPS Transfer	0	0	0
DTA 2030 Highway To DPS Transfer - Double Load	0	41,050,500	0
DTA 2030 Operating Lump Sum Appropriation	0	42,409,600	0
DTA 2030 MVD Security Enhancement Issues	783,110	0	0
DTA 2030 MVD Security Enhancement Issues	1	0	0
DTA 2030 Lump Sum Appropriation-Motor Vehicle	0	101,888,900	0
DTA 2030 Lump Sum Appropriation-Hwys	0	137,855,000	0
DTA 2030 Highway Maintenance	0	131,468,300	0
DTA 2030 Highway Maintenance FY07 - 08	3,204,965	0	0
DTA 2030 Vehicle @ Heavy Equipment Fuel Surcharge	0	1,000,000	0

See accompanying notes to financial statements.

SUPPLEMENTAL APPROPRIATIONS, MID-YEAR REVERSIONS AND ADJUSTMENTS	NET APPROPRIATIONS	EXPENDITURES	LAPSED APPROPRIATION AUTHORITY	JUNE 30, 2009 CONTINUING APPROPRIATION AUTHORITY
\$ 1,800	\$ 3,292,100	\$ 3,292,100	\$ 0	\$ 0
777,500	777,500	777,500	0	0
<u>\$ 779,300</u>	<u>\$ 4,069,600</u>	<u>\$ 4,069,600</u>	<u>\$ 0</u>	<u>\$ 0</u>
<b><u>\$ 57,220,763</u></b>	<b><u>\$ 291,322,918</u></b>	<b><u>\$ 257,203,585</u></b>	<b><u>\$ 28,511,608</u></b>	<b><u>\$ 5,607,725</u></b>

\$ 0	\$ 2,460,217	\$ 2,413,553	\$ 0	\$ 46,664
0	12,264	0	12,264	0
0	83,394	27,443	0	55,951
0	208,944	52,167	0	156,777
(606,467)	0	0	0	0
0	156,900	85,677	0	71,223
(16,900)	2,337,000	2,269,446	67,554	0
0	31,200,000	15,132,665	0	16,067,335
0	8,665,445	0	0	8,665,445
253	253	253	0	0
22,479,400	22,479,400	22,479,400	0	0
<u>\$ 21,856,286</u>	<u>\$ 67,603,818</u>	<u>\$ 42,460,605</u>	<u>\$ 79,818</u>	<u>\$ 25,063,395</u>

\$ 0	\$ 910,148	\$ 16,740	\$ 0	\$ 893,408
0	184,771	71,955	0	112,816
0	125,717	114,283	0	11,434
979,468	979,468	800,256	0	179,212
0	589,466	0	0	589,466
0	135,517	133,582	1,935	0
0	97,998	3,200	94,798	0
0	797	0	797	0
0	612,529	460,486	152,043	0
0	1,571,150	1,172,002	0	399,148
(5,184,495)	0	0	0	0
(1,850,000)	(50,871)	(50,871)	0	0
(1,365,000)	(33,095)	(33,095)	0	0
(1,951,112)	0	0	0	0
(3,214,997)	0	0	0	0
(2,974,200)	1,077,800	464,920	0	612,880
(2,350,000)	0	0	0	0
(1,825,000)	0	0	0	0
(1,389,000)	0	0	0	0
(2,075,000)	0	0	0	0
0	2,000	0	2,000	0
826,000	826,000	826,000	0	0
0	41,050,500	41,050,500	0	0
7,800	42,417,400	40,645,602	1,771,798	0
0	783,110	45,437	0	737,673
0	1	0	0	0
22,200	101,911,100	92,883,666	9,027,434	0
32,300	137,887,300	111,262,264	26,625,036	0
18,300	131,486,600	109,809,348	0	21,677,252
0	3,204,965	3,202,422	2,543	0
0	1,000,000	1,000,000	0	0

See accompanying notes to financial statements.

STATE OF ARIZONA  
SPECIAL REVENUE FUNDS  
STATEMENT OF EXPENDITURES - APPROPRIATION TO ACTUAL  
BUDGETARY (LEGAL) BASIS  
FOR THE YEAR ENDED JUNE 30, 2009

		JULY 1, 2008 CONTINUING APPROPRIATION AUTHORITY	GENERAL APPROPRIATIONS	CAPITAL OUTLAY APPROPRIATIONS
DTA 2030	Statewide Highway Construction	0	0	305,582,000
DTA 2030	Statewide Highway Construction	53,555,170	0	0
DTA 2030	MVD Computer System Assessment	159	0	0
DTA 2030	Special Projects	30,868	0	0
DTA 2030	MVD One-Time Trailer Fees Implementation	43,724	0	0
DTA 2030	MVD Electronic Certificate Of Title Sys	4,852	0	0
DTA 2030	Fraud Investigation	0	788,300	0
DTA 2030	Abandoned Vehicle Administration	0	1,039,800	0
DTA 2030	MVD Electronic Certificate Of Title Sys	13,488	0	0
DTA 2030	Motor Carrier Towing Regulation	11,108	0	0
DTA 2030	New Third Party Funding	0	452,700	0
DTA 2030	Attorney General Legal Services	0	3,052,600	0
DTA 2030	Relief Bill Cash Transfer FY09	0	0	0
DTA 2030	Administrative Adjustments	0	0	0
DTA 2030	Cash Transfer To General Fund	0	0	0
	<b>2030 Total State Highway Fund</b>	<u>\$ 75,359,175</u>	<u>\$ 461,005,700</u>	<u>\$ 317,273,000</u>
DTA 2108	Modular Trailer Operating Expenses	\$ 7,519	\$ 0	\$ 0
DTA 2108	Lump Sum Appropriation-Motor Vehicle	0	1,613,700	0
DTA 2108	Highway Maintenance	0	558,700	0
DTA 2108	Highway Maintenance FY07 - 08	64	0	0
DTA 2108	Self To DPS Transfer - Double Load	0	1,564,100	0
DTA 2108	Traffic Safety Improvement Agreements	0	0	0
DTA 2108	98-Arizona-Mexico Border Points	569	0	0
DTA 2108	Nogales Port Of Entry	2	0	0
DTA 2108	Nogales Cyber Port Study	300,000	0	0
DTA 2108	Hwy Infra - Douglas Weigh Station	178,000	0	0
DTA 2108	Site Improve - Nogales Insp Station	54,000	0	0
DTA 2108	Safety, Security, Traffic Mgmt & Control	18,000	0	0
DTA 2108	Alt Truck Route - Douglas Chino Rd	250,000	0	0
DTA 2108	San Luis Poe Connector Rd	200,000	0	0
DTA 2108	San Luis Inspection Station	2,000,000	0	0
DTA 2108	Cash Transfer To General Fund	0	0	0
	<b>2108 Total Safety Enforce And Trans Infrastructure</b>	<u>\$ 3,008,154</u>	<u>\$ 3,736,500</u>	<u>\$ 0</u>
DTA 2226	Lump Sum Appropriation-Motor Vehicle	\$ 0	\$ 71,700	\$ 0
	<b>2226 Total Air Quality Fund</b>	<u>\$ 0</u>	<u>\$ 71,700</u>	<u>\$ 0</u>
DTA 2244	Cash Transfer To General Fund	\$ 0	\$ 0	\$ 0
	<b>2244 Total Vehicle Insp And Title Enforcement Fund</b>	<u>\$ 0</u>	<u>\$ 0</u>	<u>\$ 0</u>
DTA 2272	Lump Sum Appropriation-Motor Vehicle	\$ 0	\$ 1,641,500	\$ 0
DTA 2272	New Third Party Funding	0	78,200	0
DTA 2272	Cash Transfer To General Fund	0	0	0
	<b>2272 Total</b>	<u>\$ 0</u>	<u>\$ 1,719,700</u>	<u>\$ 0</u>
DTA 2285	Lump Sum Appropriation-Motor Vehicle	\$ 0	\$ 2,259,700	\$ 0
DTA 2285	New Third Party Funding	0	197,200	0
DTA 2285	Cash Transfer To General Fund	0	0	0
	<b>2285 Total Motor Vehicle Liability Ins Enforcement</b>	<u>\$ 0</u>	<u>\$ 2,456,900</u>	<u>\$ 0</u>
DTA 2422	Lump Sum Appropriation-Motor Vehicle	\$ 0	\$ 143,300	\$ 0
	<b>2422 Total Arizona Highway User Revenue Fund</b>	<u>\$ 0</u>	<u>\$ 143,300</u>	<u>\$ 0</u>

See accompanying notes to financial statements.

SUPPLEMENTAL APPROPRIATIONS, MID-YEAR REVERSIONS AND ADJUSTMENTS	NET APPROPRIATIONS	EXPENDITURES	LAPSED APPROPRIATION AUTHORITY	JUNE 30, 2009 CONTINUING APPROPRIATION AUTHORITY
0	305,582,000	235,285,236	0	70,296,764
0	53,555,170	0	0	53,555,170
0	159	0	159	0
0	30,868	0	30,868	0
0	43,724	0	43,724	0
0	4,852	0	4,852	0
0	788,300	647,812	140,488	0
0	1,039,800	925,400	114,400	0
0	13,488	0	13,488	0
0	11,108	0	0	11,108
0	452,700	406,904	45,796	0
0	3,052,600	2,740,928	311,672	0
1,344	1,344	1,344	0	0
156,669	156,669	156,669	0	0
104,000,000	104,000,000	104,000,000	0	0
<u>\$ 81,865,277</u>	<u>\$ 935,503,152</u>	<u>\$ 748,042,991</u>	<u>\$ 38,383,832</u>	<u>\$ 149,076,331</u>
\$ 0	\$ 7,519	\$ 0	\$ 7,519	\$ 0
(14,400)	1,599,300	1,564,967	34,333	0
0	558,700	553,947	0	4,753
0	64	0	64	0
51,500	1,615,600	1,615,600	0	0
600,000	600,000	600,000	0	0
0	569	0	569	0
0	2	0	2	0
0	300,000	0	300,000	0
0	178,000	0	178,000	0
0	54,000	0	54,000	0
0	18,000	0	18,000	0
0	250,000	0	0	250,000
0	200,000	0	200,000	0
(2,000,000)	0	0	0	0
14,400	14,400	14,400	0	0
<u>\$ (1,348,500)</u>	<u>\$ 5,396,154</u>	<u>\$ 4,348,914</u>	<u>\$ 792,487</u>	<u>\$ 254,753</u>
\$ 0	\$ 71,700	\$ 71,700	\$ 0	\$ 0
\$ 0	\$ 71,700	\$ 71,700	\$ 0	\$ 0
\$ 2,269,400	\$ 2,269,400	\$ 2,269,400	\$ 0	\$ 0
\$ 2,269,400	\$ 2,269,400	\$ 2,269,400	\$ 0	\$ 0
\$ (37,200)	\$ 1,604,300	\$ 1,429,925	\$ 174,375	\$ 0
0	78,200	75,883	2,317	0
2,194,300	2,194,300	2,194,300	0	0
<u>\$ 2,157,100</u>	<u>\$ 3,876,800</u>	<u>\$ 3,700,108</u>	<u>\$ 176,692</u>	<u>\$ 0</u>
\$ (37,400)	\$ 2,222,300	\$ 1,927,272	\$ 295,028	\$ 0
0	197,200	195,513	1,687	0
4,158,400	4,158,400	4,158,400	0	0
<u>\$ 4,121,000</u>	<u>\$ 6,577,900</u>	<u>\$ 6,281,185</u>	<u>\$ 296,715</u>	<u>\$ 0</u>
\$ 0	\$ 143,300	\$ 143,300	\$ 0	\$ 0
\$ 0	\$ 143,300	\$ 143,300	\$ 0	\$ 0

See accompanying notes to financial statements.

STATE OF ARIZONA  
SPECIAL REVENUE FUNDS  
STATEMENT OF EXPENDITURES - APPROPRIATION TO ACTUAL  
BUDGETARY (LEGAL) BASIS  
FOR THE YEAR ENDED JUNE 30, 2009

JULY 1, 2008 CONTINUING			
	APPROPRIATION AUTHORITY	GENERAL APPROPRIATIONS	CAPITAL OUTLAY APPROPRIATIONS
DTA 3113 Payson Motor Veh Division Service Center	\$ 1,229,400	\$ 0	\$ 0
DTA 3113 Surprise Motor Veh Division Service Ctr	3,956,124	0	0
DTA 3113 Far Southeast Valley Multiuse Facility	1,510,256	0	0
DTA 3113 Lump Sum Appropriation-Motor Vehicle	0	384,800	0
DTA 3113 New Third Party Funding	0	232,200	0
DTA 3113 Huff To DPS Transfer - Double Load	0	84,949,500	0
<b>3113 Total</b>	<u>\$ 6,695,780</u>	<u>\$ 85,566,500</u>	<u>\$ 0</u>
DTA 3153 Cash Transfer To General Fund	\$ 0	\$ 0	\$ 0
<b>3153 Total ADOT MVD Clearing Fund</b>	<u>\$ 0</u>	<u>\$ 0</u>	<u>\$ 0</u>
<b>TOTAL TRANSPORTATION</b>	<u>\$ 97,099,841</u>	<u>\$ 557,054,200</u>	<u>\$ 348,629,900</u>
<b>NATURAL RESOURCES</b>			
<hr/>			
<b>ARIZONA STATE FORESTRY DIVISION</b>			
FOA 2343 Cash Transfer To General Fund	\$ 0	\$ 0	\$ 0
<b>2343 Total Community Protection Initiative Fund</b>	<u>\$ 0</u>	<u>\$ 0</u>	<u>\$ 0</u>
FOA 2360 Cash Transfer To General Fund	\$ 0	\$ 0	\$ 0
<b>2360 Total 'Fire Suppression Fund</b>	<u>\$ 0</u>	<u>\$ 0</u>	<u>\$ 0</u>
<b>ARIZONA GAME AND FISH DEPARTMENT</b>			
GFA 2027 Pittman-Robertson/Dingell-Johnson Act	\$ 0	\$ 2,808,000	\$ 0
GFA 2027 Flagstaff Shooting Range Dev 00/01	33,349	0	0
GFA 2027 Facility Improvements 01/02	30,292	0	0
GFA 2027 Building Renewal FY02 - 03	1	0	0
GFA 2027 Facility Improvements 02/03	5	0	0
GFA 2027 Shooting Range Development 02/03	1	0	0
GFA 2027 Tonto Creek Hatchery Improvements FY05	133,134	0	0
GFA 2027 Statewide Preventative Maintenance FY05	7	0	0
GFA 2027 Statewide Preventative Maintenance FY06	1	0	0
GFA 2027 Cluff Ranch Access Improvements	6,407	0	0
GFA 2027 Yuma Office Security System	30,000	0	0
GFA 2027 House Rock Driveway Surfacing	5,001	0	0
GFA 2027 Yuma Office Fence	10,000	0	0
GFA 2027 Building Renewal FY06 - 07	171	0	0
GFA 2027 Statewide Preventative Maintenance FY07	0	0	0
GFA 2027 Shooting Range Dev/Grants Program FY08	25,309	0	0
GFA 2027 Statewide Preventative Maintenance	110	0	0
GFA 2027 Building Renewal FY07 - 08	135,422	0	0
GFA 2027 Shooting Range Dev/Grants Program FY09	0	100,000	0
GFA 2027 Building Renewal FY08 - 09	0	0	531,000
GFA 2027 Statewide Preventative Maintenance	0	0	30,000
GFA 2027 Microwave Communications System	0	0	0
GFA 2027 Operating Lump Sum Appropriation	0	26,818,600	0
GFA 2027 Performance Incentive Pay Program	0	300,000	0
GFA 2027 Administrative Adjustments	0	0	0
<b>2027 Total Game And Fish Fund</b>	<u>\$ 409,209</u>	<u>\$ 30,026,600</u>	<u>\$ 561,000</u>

SUPPLEMENTAL APPROPRIATIONS, MID-YEAR REVERSIONS AND ADJUSTMENTS	NET APPROPRIATIONS	EXPENDITURES	LAPSED APPROPRIATION AUTHORITY	JUNE 30, 2009 CONTINUING APPROPRIATION AUTHORITY
\$ (1,229,400)	\$ 0	\$ 0	\$ 0	\$ 0
(3,956,042)	82	82	0	0
(1,510,256)	0	0	0	0
0	384,800	384,800	0	0
0	232,200	232,200	0	0
0	84,949,500	84,949,500	0	0
<u>\$ (6,695,697)</u>	<u>\$ 85,566,582</u>	<u>\$ 85,566,582</u>	<u>\$ 0</u>	<u>\$ 0</u>
\$ 8,390,600	\$ 8,390,600	\$ 8,390,600	\$ 0	\$ 0
<u>\$ 8,390,600</u>	<u>\$ 8,390,600</u>	<u>\$ 8,390,600</u>	<u>\$ 0</u>	<u>\$ 0</u>
<u>\$ 112,615,466</u>	<u>\$ 1,115,399,407</u>	<u>\$ 901,275,385</u>	<u>\$ 39,729,544</u>	<u>\$ 174,394,479</u>
\$ 940,200	\$ 940,200	\$ 940,200	\$ 0	\$ 0
<u>\$ 940,200</u>	<u>\$ 940,200</u>	<u>\$ 940,200</u>	<u>\$ 0</u>	<u>\$ 0</u>
\$ 1,145,200	\$ 1,145,200	\$ 1,145,200	\$ 0	\$ 0
<u>\$ 1,145,200</u>	<u>\$ 1,145,200</u>	<u>\$ 1,145,200</u>	<u>\$ 0</u>	<u>\$ 0</u>
\$ 0	\$ 2,808,000	\$ 2,808,000	\$ 0	\$ 0
0	33,349	0	0	33,349
0	30,292	30,292	0	0
0	1	0	0	0
0	5	0	0	0
0	1	0	0	0
0	133,134	0	0	133,134
0	7	0	0	0
0	1	0	0	0
0	6,407	6,407	0	0
0	30,000	0	0	30,000
0	5,001	4,972	28	0
0	10,000	0	0	10,000
0	171	0	171	0
0	0	0	0	0
0	25,309	25,309	0	0
0	110	0	0	110
0	135,422	135,110	312	0
0	100,000	82,242	0	17,758
0	531,000	317,004	0	213,996
0	30,000	29,996	0	4
207,000	207,000	207,000	0	0
1,151,900	27,970,500	24,694,045	3,276,455	0
0	300,000	300,000	0	0
252,054	252,054	252,054	0	0
<u>\$ 1,610,954</u>	<u>\$ 32,607,763</u>	<u>\$ 28,892,431</u>	<u>\$ 3,276,966</u>	<u>\$ 438,351</u>

See accompanying notes to financial statements.



STATE OF ARIZONA  
SPECIAL REVENUE FUNDS  
STATEMENT OF EXPENDITURES - APPROPRIATION TO ACTUAL  
BUDGETARY (LEGAL) BASIS  
FOR THE YEAR ENDED JUNE 30, 2009

		JULY 1, 2008 CONTINUING APPROPRIATION AUTHORITY	GENERAL APPROPRIATIONS	CAPITAL OUTLAY APPROPRIATIONS
GFA 2079	Lower Colorado Multi-Species Conservatn	\$ 0	\$ 350,000	\$ 0
GFA 2079	Boat Shade Canopies	77,573	0	0
GFA 2079	Boat Registration Kiosks	240,000	0	0
GFA 2079	Watercraft Grant Program	0	250,000	0
GFA 2079	Watercraft Safety Education Program	0	1,175,000	0
GFA 2079	Boat Shade Canopies	0	0	120,000
GFA 2079	Boat Registration Kiosks	0	0	240,000
GFA 2079	Headquarters Construction	0	0	80,000
GFA 2079	Operating Lump Sum Appropriation	0	4,120,000	0
GFA 2079	W.C. Performance Based Incentives Progm	2	0	0
GFA 2079	Performance Incentive Pay Program	0	46,800	0
GFA 2079	Performance Incentive Pay Program	1,076	0	0
GFA 2079	Performance Based Incentives Program	322	0	0
GFA 2079	Administrative Adjustments	0	0	0
GFA 2079	Cash Transfer To General Fund	0	0	0
	<b>2079 Total Watercraft Licensing Fund</b>	<u>\$ 318,973</u>	<u>\$ 5,941,800</u>	<u>\$ 440,000</u>
GFA 2080	Cash Transfer To General Fund	\$ 0	\$ 0	\$ 0
	<b>2080 Total Wildlife Theft Prevention Fund</b>	<u>\$ 0</u>	<u>\$ 0</u>	<u>\$ 0</u>
GFA 2127	Operating Lump Sum Appropriation	\$ 0	\$ 323,200	\$ 0
GFA 2127	Cash Transfer To General Fund	0	0	0
	<b>2127 Total Game, Non-Game, Fish</b>	<u>\$ 0</u>	<u>\$ 323,200</u>	<u>\$ 0</u>
GFA 2203	Flood Warning System	\$ 98,465	\$ 0	\$ 0
GFA 2203	Shooting Range Access Improvements	198,749	0	0
GFA 2203	Flagstaff Shooting Range Plng 01/02	459,179	0	0
GFA 2203	Flagstaff Shooting Range Plng 02/03	499,900	0	0
GFA 2203	Headquarters Exp & Renovation 02/03	1,649	0	0
GFA 2203	Pinetop Warehouse And Paving	11	0	0
GFA 2203	Headquarters Security System	4,188	0	0
GFA 2203	Lake Havasu Shooting Range Development	297,502	0	0
GFA 2203	Silver Creek Hatchery Improvement FY05	475	0	0
GFA 2203	Tri-State Shooting Range Dev. FY05	300,000	0	0
GFA 2203	Sierra Vista Shooting Range FY05	0	0	0
GFA 2203	Bellefont Shooting Range FY05	800,000	0	0
GFA 2203	Headquarters Paving FY05	1	0	0
GFA 2203	Shade Canopies FY05	1	0	0
GFA 2203	Mesa Office Security System FY05	4,024	0	0
GFA 2203	Black Canyon Dam Modifications FY07	294,526	0	0
GFA 2203	Black Canyon Dam Modifications FY06	499,000	0	0
GFA 2203	Robbins Butte Levee	147,934	0	0
GFA 2203	Becker Lake Facilities Improvements	74,884	0	0
GFA 2203	Becker Lake Wildlife Area Bridge	52,000	0	0
GFA 2203	Regionl(Flagstaff)Office Remodel/Expansn	1,050,000	0	0
GFA 2203	Shooting Range Improvements	18,418	0	0
GFA 2203	Shooting Range Improvements	0	0	150,000
GFA 2203	Regional (Yuma) Office Remodel/Expansion	0	0	954,000
GFA 2203	Regional (Mesa) Office Remodel/Expansion	0	0	250,000
	<b>2203 Total Capital Improvement Fund</b>	<u>\$ 4,800,906</u>	<u>\$ 0</u>	<u>\$ 1,354,000</u>

See accompanying notes to financial statements.

SUPPLEMENTAL APPROPRIATIONS, MID-YEAR REVERSIONS AND ADJUSTMENTS	NET APPROPRIATIONS	EXPENDITURES	LAPSED APPROPRIATION AUTHORITY	JUNE 30, 2009 CONTINUING APPROPRIATION AUTHORITY
\$ 0	\$ 350,000	\$ 350,000	\$ 0	\$ 0
0	77,573	31,231	0	46,342
0	240,000	0	0	240,000
0	250,000	0	250,000	0
0	1,175,000	0	1,175,000	0
0	120,000	0	0	120,000
0	240,000	0	0	240,000
0	80,000	80,000	0	0
32,600	4,152,600	1,834,484	2,318,116	0
0	2	0	2	0
0	46,800	46,800	0	0
0	1,076	0	1,076	0
0	322	0	322	0
87,140	87,140	87,140	0	0
2,994,500	2,994,500	2,994,500	0	0
<u>\$ 3,114,240</u>	<u>\$ 9,815,013</u>	<u>\$ 5,424,155</u>	<u>\$ 3,744,517</u>	<u>\$ 646,342</u>
<u>\$ 1,900</u>	<u>\$ 1,900</u>	<u>\$ 1,900</u>	<u>\$ 0</u>	<u>\$ 0</u>
<u>\$ 1,900</u>	<u>\$ 1,900</u>	<u>\$ 1,900</u>	<u>\$ 0</u>	<u>\$ 0</u>
\$ 6,700	\$ 329,900	\$ 292,642	\$ 37,258	\$ 0
3,300	3,300	3,300	0	0
<u>\$ 10,000</u>	<u>\$ 333,200</u>	<u>\$ 295,942</u>	<u>\$ 37,258</u>	<u>\$ 0</u>
\$ 0	\$ 98,465	\$ 68,848	\$ 0	\$ 29,617
0	198,749	198,747	2	0
0	459,179	22,500	436,679	0
0	499,900	0	0	499,900
0	1,649	1,646	3	0
0	11	0	11	0
0	4,188	2,413	1,775	0
0	297,502	0	297,502	0
0	475	292	184	0
0	300,000	351	0	299,649
0	0	0	0	0
0	800,000	0	0	800,000
0	1	0	0	0
0	1	0	0	0
0	4,024	4,000	24	0
0	294,526	34,511	0	260,016
0	499,000	0	0	499,000
0	147,934	9,480	0	138,454
0	74,884	3,413	0	71,471
0	52,000	33,475	0	18,525
0	1,050,000	138,507	0	911,493
0	18,418	18,416	0	3
0	150,000	149,625	0	375
0	954,000	0	0	954,000
0	250,000	0	0	250,000
<u>\$ 0</u>	<u>\$ 6,154,906</u>	<u>\$ 686,222</u>	<u>\$ 736,180</u>	<u>\$ 4,732,503</u>

See accompanying notes to financial statements.

STATE OF ARIZONA  
SPECIAL REVENUE FUNDS  
STATEMENT OF EXPENDITURES - APPROPRIATION TO ACTUAL  
BUDGETARY (LEGAL) BASIS  
FOR THE YEAR ENDED JUNE 30, 2009

JULY 1, 2008 CONTINUING			
	APPROPRIATION AUTHORITY	GENERAL APPROPRIATIONS	CAPITAL OUTLAY APPROPRIATIONS
GFA 2209 Migratory Waterfowl Habitat 93/94	\$ 1,302	\$ 0	\$ 0
GFA 2209 Migratory Waterfowl Habitat FY07	100,000	0	0
GFA 2209 Migratory Waterfowl Habitat FY06	93,761	0	0
GFA 2209 Migratory Waterfowl Dev 00/01	62,979	0	0
GFA 2209 Migratory Waterfowl Development 01/02	69,500	0	0
GFA 2209 Migratory Waterfowl Development 02/03	78,119	0	0
GFA 2209 Migratory Waterfowl Development	65,215	0	0
GFA 2209 Operating Lump Sum Appropriation	0	43,400	0
<b>2209 Total Waterfowl Conservation</b>	<b>\$ 470,877</b>	<b>\$ 43,400</b>	<b>\$ 0</b>
GFA 2253 Cash Transfer To General Fund	\$ 0	\$ 0	\$ 0
<b>2253 Total Off-Highway Vehicle Recreation Fund</b>	<b>\$ 0</b>	<b>\$ 0</b>	<b>\$ 0</b>
GFA 2279 Operating Lump Sum Appropriation	\$ 0	\$ 16,000	\$ 0
<b>2279 Total Wildlife Endowment Fund</b>	<b>\$ 0</b>	<b>\$ 16,000</b>	<b>\$ 0</b>
GFA 2295 Cash Transfer To General Fund	\$ 0	\$ 0	\$ 0
<b>2295 Total As Game</b>	<b>\$ 0</b>	<b>\$ 0</b>	<b>\$ 0</b>
GFA 2536 Cash Transfer To General Fund	\$ 0	\$ 0	\$ 0
<b>2536 Total Wildlife Habitat Restoration And Enhancem</b>	<b>\$ 0</b>	<b>\$ 0</b>	<b>\$ 0</b>
GFA 4007 Cash Transfer To General Fund	\$ 0	\$ 0	\$ 0
<b>4007 Total Game &amp; Fish Publications Revolving</b>	<b>\$ 0</b>	<b>\$ 0</b>	<b>\$ 0</b>
<b>ARIZONA GEOLOGICAL SURVEY</b>			
GSA 3030 Cash Transfer To General Fund	\$ 0	\$ 0	\$ 0
<b>3030 Total Geological Survey Fund</b>	<b>\$ 0</b>	<b>\$ 0</b>	<b>\$ 0</b>
<b>STATE LAND DEPARTMENT</b>			
LDA 1050 Service Fees Increase Fund	\$ 0	\$ 0	\$ 0
<b>1050 Total Service Fees Increase Fund</b>	<b>\$ 0</b>	<b>\$ 0</b>	<b>\$ 0</b>
LDA 2274 Natural Resource Conservation Districts	\$ 0	\$ 260,000	\$ 0
<b>2274 Total Environmental Special Plate Fund</b>	<b>\$ 0</b>	<b>\$ 260,000</b>	<b>\$ 0</b>
LDA 2526 Due Diligence Fund	\$ 0	\$ 500,000	\$ 0
<b>2526 Total Due Diligence Fund</b>	<b>\$ 0</b>	<b>\$ 500,000</b>	<b>\$ 0</b>
<b>DEPARTMENT OF MINES AND MINERAL RESOURCES</b>			
MNA 3156 Cash Transfer To General Fund	\$ 0	\$ 0	\$ 0
<b>3156 Total Mines &amp; Mineral Resources Fund</b>	<b>\$ 0</b>	<b>\$ 0</b>	<b>\$ 0</b>
<b>ARIZONA STATE PARKS BOARD</b>			
PRA 1304 Operating Lump Sum Appropriation	\$ 0	\$ 522,100	\$ 0
PRA 1304 Cash Transfer To General Fund	0	0	0
<b>1304 Total Reservation Surcharge Revolving Fund</b>	<b>\$ 0</b>	<b>\$ 522,100</b>	<b>\$ 0</b>
PRA 2105 SLIF Fey 89 Pass Thru Grants	\$ 10,436	\$ 0	\$ 0
PRA 2105 SLIF Fey 90 Pass Thru Grants	40,191	0	0
PRA 2105 SLIF Fey 91 Pass Thru Grants	2,067,639	0	0
PRA 2105 SLIF Lb & I 89-90	4,388	0	0
PRA 2105 SLIF Lb & I 90-91	1,500	0	0
PRA 2105 SLIF Lb & I 89-90	258,697	0	0

See accompanying notes to financial statements.

SUPPLEMENTAL APPROPRIATIONS, MID-YEAR REVERSIONS AND ADJUSTMENTS	NET APPROPRIATIONS	EXPENDITURES	LAPSED APPROPRIATION AUTHORITY	JUNE 30, 2009 CONTINUING APPROPRIATION AUTHORITY
\$ 0	\$ 1,302	\$ 0	\$ 1,302	\$ 0
0	100,000	225	0	99,775
0	93,761	15,766	0	77,995
0	62,979	19,870	0	43,110
0	69,500	13,000	56,500	0
0	78,119	25,000	53,119	0
0	65,215	3,500	61,715	0
0	43,400	18,658	24,742	0
<u>\$ 0</u>	<u>\$ 514,277</u>	<u>\$ 96,019</u>	<u>\$ 197,378</u>	<u>\$ 220,880</u>
\$ 264,600	\$ 264,600	\$ 264,600	\$ 0	\$ 0
<u>\$ 264,600</u>	<u>\$ 264,600</u>	<u>\$ 264,600</u>	<u>\$ 0</u>	<u>\$ 0</u>
\$ 0	\$ 16,000	\$ 0	\$ 16,000	\$ 0
<u>\$ 0</u>	<u>\$ 16,000</u>	<u>\$ 0</u>	<u>\$ 16,000</u>	<u>\$ 0</u>
\$ 197,900	\$ 197,900	\$ 197,900	\$ 0	\$ 0
<u>\$ 197,900</u>	<u>\$ 197,900</u>	<u>\$ 197,900</u>	<u>\$ 0</u>	<u>\$ 0</u>
\$ 145,000	\$ 145,000	\$ 144,218	\$ 782	\$ 0
<u>\$ 145,000</u>	<u>\$ 145,000</u>	<u>\$ 144,218</u>	<u>\$ 782</u>	<u>\$ 0</u>
\$ 100,000	\$ 100,000	\$ 100,000	\$ 0	\$ 0
<u>\$ 100,000</u>	<u>\$ 100,000</u>	<u>\$ 100,000</u>	<u>\$ 0</u>	<u>\$ 0</u>
\$ 21,300	\$ 21,300	\$ 21,300	\$ 0	\$ 0
<u>\$ 21,300</u>	<u>\$ 21,300</u>	<u>\$ 21,300</u>	<u>\$ 0</u>	<u>\$ 0</u>
\$ 600,000	\$ 600,000	\$ 600,000	\$ 0	\$ 0
<u>\$ 600,000</u>	<u>\$ 600,000</u>	<u>\$ 600,000</u>	<u>\$ 0</u>	<u>\$ 0</u>
\$ 0	\$ 260,000	\$ 260,000	\$ 0	\$ 0
<u>\$ 0</u>	<u>\$ 260,000</u>	<u>\$ 260,000</u>	<u>\$ 0</u>	<u>\$ 0</u>
\$ 0	\$ 500,000	\$ 0	\$ 500,000	\$ 0
<u>\$ 0</u>	<u>\$ 500,000</u>	<u>\$ 0</u>	<u>\$ 500,000</u>	<u>\$ 0</u>
\$ 8,500	\$ 8,500	\$ 8,500	\$ 0	\$ 0
<u>\$ 8,500</u>	<u>\$ 8,500</u>	<u>\$ 8,500</u>	<u>\$ 0</u>	<u>\$ 0</u>
\$ 25,900	\$ 548,000	\$ 248,054	\$ 299,946	\$ 0
48,900	48,900	48,900	0	0
<u>\$ 74,800</u>	<u>\$ 596,900</u>	<u>\$ 296,954</u>	<u>\$ 299,946</u>	<u>\$ 0</u>
\$ 0	\$ 10,436	\$ 0	\$ 10,436	\$ 0
0	40,191	0	40,191	0
0	2,067,639	0	2,067,639	0
0	4,388	0	4,388	0
0	1,500	0	0	1,500
0	258,697	0	258,697	0

See accompanying notes to financial statements.

STATE OF ARIZONA  
SPECIAL REVENUE FUNDS  
STATEMENT OF EXPENDITURES - APPROPRIATION TO ACTUAL  
BUDGETARY (LEGAL) BASIS  
FOR THE YEAR ENDED JUNE 30, 2009

	JULY 1, 2008 CONTINUING APPROPRIATION AUTHORITY	GENERAL APPROPRIATIONS	CAPITAL OUTLAY APPROPRIATIONS
PRA 2105 SLIF Lb & I 90-91	19,258	0	0
PRA 2105 SLIF Lb & I 90-91	32,684	0	0
PRA 2105 Cash Transfer To General Fund	0	0	0
PRA 2105 Cash Transfers Between Agency Funds	0	0	0
<b>State Lake Improvement Fund</b>	<u>\$ 2,434,792</u>	<u>\$ 0</u>	<u>\$ 0</u>
PRA 2111 Operating Lump Sum Appropriation	\$ 0	\$ 1,092,700	\$ 0
PRA 2111 Cash Transfer To General Fund	0	0	0
<b>2111 Total Law Enforcement &amp; Boating Safety Fund</b>	<u>\$ 0</u>	<u>\$ 1,092,700</u>	<u>\$ 0</u>
PRA 2202 Kartchner Caverns State Park	\$ 0	\$ 2,535,800	\$ 0
PRA 2202 Acquisition And Development	107,100	0	0
PRA 2202 Operating Lump Sum Appropriation	0	4,332,500	0
PRA 2202 Administrative Adjustments	0	0	0
PRA 2202 Cash Transfer To General Fund	0	0	0
PRA 2202 Cash Transfers Between Agency Funds	0	0	0
<b>2202 Total State Parks Enhancement</b>	<u>\$ 107,100</u>	<u>\$ 6,868,300</u>	<u>\$ 0</u>
PRA 2253 Off Highway Vehicle Parks Operations	\$ 0	\$ 692,100	\$ 0
PRA 2253 Cash Transfer To General Fund	0	0	0
<b>2253 Total Off-Highway Vehicle Recreation Fund</b>	<u>\$ 0</u>	<u>\$ 692,100</u>	<u>\$ 0</u>
PRA 2296 Parks Heritage Fund To Fire Suppression	\$ 0	\$ 0	\$ 0
PRA 2296 Parks Heritage Fund To Fire Suppression	0	0	0
PRA 2296 Cash Transfer To General Fund	0	0	0
PRA 2296 Cash Transfers Between Agency Funds	0	0	0
<b>2296 Total Arizona State Parks Board Heritage Fund</b>	<u>\$ 0</u>	<u>\$ 0</u>	<u>\$ 0</u>
PRA 3117 Cash Transfer To General Fund	\$ 0	\$ 0	\$ 0
<b>3117 Total Arizona Water Protection Fund</b>	<u>\$ 0</u>	<u>\$ 0</u>	<u>\$ 0</u>
<b>DEPARTMENT OF WATER RESOURCES</b>			
WCA 1302 Cash Transfer To General Fund	\$ 0	\$ 0	\$ 0
<b>1302 Total Arizona Water Protection Fund</b>	<u>\$ 0</u>	<u>\$ 0</u>	<u>\$ 0</u>
WCA 2110 HB2209 Offset GF Reduction	\$ 0	\$ 6,900,000	\$ 0
WCA 2110 Cash Transfer To General Fund	0	0	0
WCA 2110 Water Banking	0	0	0
<b>2110 Total Arizona Water Banking Fund</b>	<u>\$ 0</u>	<u>\$ 6,900,000</u>	<u>\$ 0</u>
WCA 2213 Cash Transfer To General Fund	\$ 0	\$ 0	\$ 0
<b>2213 Total Augmentation</b>	<u>\$ 0</u>	<u>\$ 0</u>	<u>\$ 0</u>
WCA 2218 Cash Transfer To General Fund	\$ 0	\$ 0	\$ 0
<b>2218 Total Dam Repair Fund</b>	<u>\$ 0</u>	<u>\$ 0</u>	<u>\$ 0</u>
WCA 2304 Cash Transfer To General Fund	\$ 0	\$ 0	\$ 0
<b>2304 Total Arizona Water Quality Fund</b>	<u>\$ 0</u>	<u>\$ 0</u>	<u>\$ 0</u>
WCA 2491 Cash Transfer To General Fund	\$ 0	\$ 0	\$ 0
<b>2491 Total Well Administration</b>	<u>\$ 0</u>	<u>\$ 0</u>	<u>\$ 0</u>

See accompanying notes to financial statements.

SUPPLEMENTAL APPROPRIATIONS, MID-YEAR REVERSIONS AND ADJUSTMENTS	NET APPROPRIATIONS	EXPENDITURES	LAPSED APPROPRIATION AUTHORITY	JUNE 30, 2009 CONTINUING APPROPRIATION AUTHORITY
0	19,258	0	19,258	0
0	32,684	0	32,684	0
16,820,300	16,820,300	16,820,300	0	0
2,000,000	2,000,000	2,000,000	0	0
<u>\$ 18,820,300</u>	<u>\$ 21,255,092</u>	<u>\$ 18,820,300</u>	<u>\$ 2,433,292</u>	<u>\$ 1,500</u>
\$ 786,000	\$ 1,878,700	\$ 1,863,843	\$ 14,857	\$ 0
500,000	500,000	500,000	0	0
<u>\$ 1,286,000</u>	<u>\$ 2,378,700</u>	<u>\$ 2,363,843</u>	<u>\$ 14,857</u>	<u>\$ 0</u>
\$ 102,200	\$ 2,638,000	\$ 2,121,945	\$ 516,055	\$ 0
0	107,100	0	107,100	0
2,537,220	6,869,720	6,837,108	32,612	0
18,200	18,200	18,200	0	0
5,391,800	5,391,800	5,391,800	0	0
0	0	0	0	0
<u>\$ 8,049,420</u>	<u>\$ 15,024,820</u>	<u>\$ 14,369,053</u>	<u>\$ 655,767</u>	<u>\$ 0</u>
\$ 0	\$ 692,100	\$ 669,791	\$ 22,309	\$ 0
1,692,900	1,692,900	1,692,900	0	0
<u>\$ 1,692,900</u>	<u>\$ 2,385,000</u>	<u>\$ 2,362,691</u>	<u>\$ 22,309</u>	<u>\$ 0</u>
\$ 1,700,000	\$ 1,700,000	\$ 1,700,000	\$ 0	\$ 0
1,300,000	1,300,000	1,300,000	0	0
1,978,100	1,978,100	1,978,100	0	0
1,000,000	1,000,000	1,000,000	0	0
<u>\$ 5,978,100</u>	<u>\$ 5,978,100</u>	<u>\$ 5,978,100</u>	<u>\$ 0</u>	<u>\$ 0</u>
\$ 8,300	\$ 8,300	\$ 8,300	\$ 0	\$ 0
<u>\$ 8,300</u>	<u>\$ 8,300</u>	<u>\$ 8,300</u>	<u>\$ 0</u>	<u>\$ 0</u>
\$ 2,213,300	\$ 2,213,300	\$ 2,213,300	\$ 0	\$ 0
<u>\$ 2,213,300</u>	<u>\$ 2,213,300</u>	<u>\$ 2,213,300</u>	<u>\$ 0</u>	<u>\$ 0</u>
\$ 0	\$ 6,900,000	\$ 6,900,000	\$ 0	\$ 0
15,227,500	15,227,500	15,227,500	0	0
3,000,000	3,000,000	3,000,000	0	0
<u>\$ 18,227,500</u>	<u>\$ 25,127,500</u>	<u>\$ 25,127,500</u>	<u>\$ 0</u>	<u>\$ 0</u>
\$ 464,800	\$ 464,800	\$ 464,800	\$ 0	\$ 0
<u>\$ 464,800</u>	<u>\$ 464,800</u>	<u>\$ 464,800</u>	<u>\$ 0</u>	<u>\$ 0</u>
\$ 645,900	\$ 645,900	\$ 645,900	\$ 0	\$ 0
<u>\$ 645,900</u>	<u>\$ 645,900</u>	<u>\$ 645,900</u>	<u>\$ 0</u>	<u>\$ 0</u>
\$ 324,800	\$ 324,800	\$ 324,800	\$ 0	\$ 0
<u>\$ 324,800</u>	<u>\$ 324,800</u>	<u>\$ 324,800</u>	<u>\$ 0</u>	<u>\$ 0</u>
\$ 66,300	\$ 66,300	\$ 66,300	\$ 0	\$ 0
<u>\$ 66,300</u>	<u>\$ 66,300</u>	<u>\$ 66,300</u>	<u>\$ 0</u>	<u>\$ 0</u>

See accompanying notes to financial statements.

STATE OF ARIZONA  
SPECIAL REVENUE FUNDS  
STATEMENT OF EXPENDITURES - APPROPRIATION TO ACTUAL  
BUDGETARY (LEGAL) BASIS  
FOR THE YEAR ENDED JUNE 30, 2009

	JULY 1, 2008 CONTINUING APPROPRIATION AUTHORITY	GENERAL APPROPRIATIONS	CAPITAL OUTLAY APPROPRIATIONS
WCA 2509 Assured & Adequate Water Supply Admin	\$ 0	\$ 1,100,400	\$ 0
WCA 2509 Cash Transfer To General Fund	0	0	0
<b>2509 Total Assured &amp; Adequate Water Supply Admin Fd</b>	<b>\$ 0</b>	<b>\$ 1,100,400</b>	<b>\$ 0</b>
<b>TOTAL NATURAL RESOURCES</b>	<b>\$ 8,541,857</b>	<b>\$ 54,286,600</b>	<b>\$ 2,355,000</b>
<b>TOTAL SPECIAL REVENUE FUNDS</b>	<b>\$ 135,223,570</b>	<b>\$ 2,150,464,699</b>	<b>\$ 350,984,900</b>

See accompanying notes to financial statements.

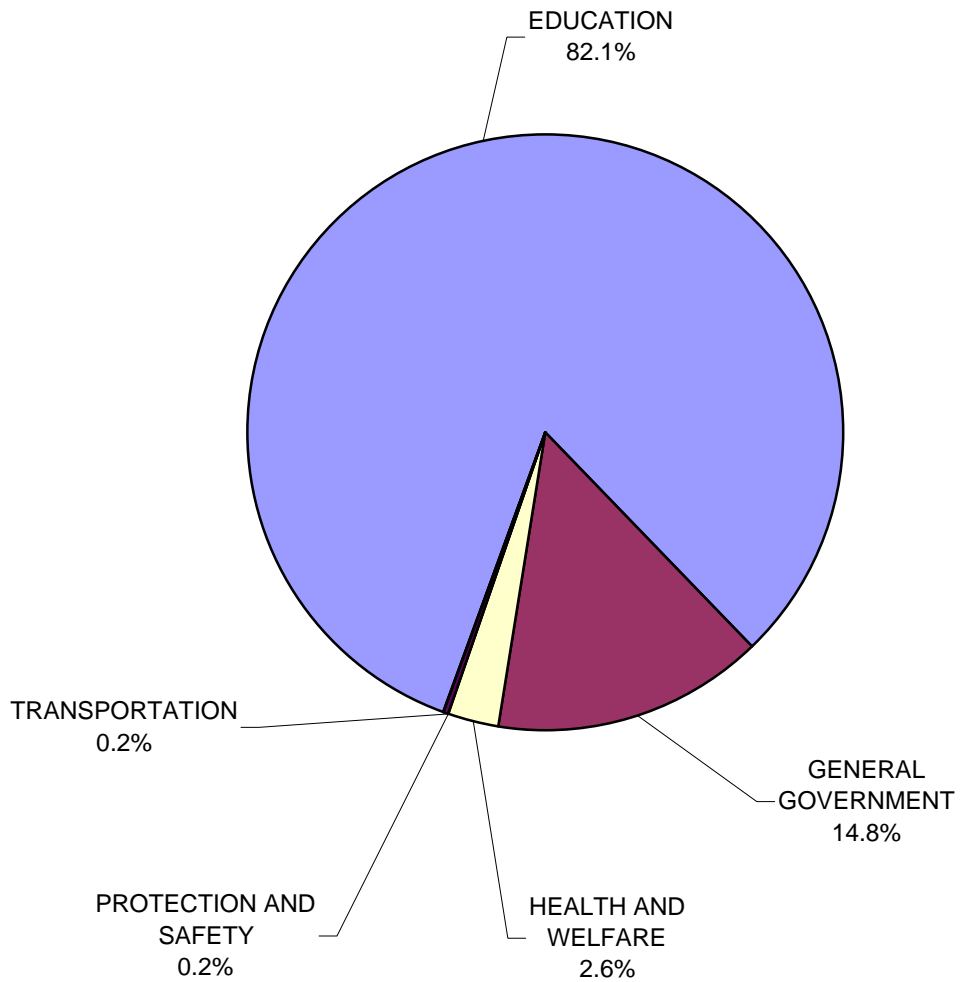
SUPPLEMENTAL APPROPRIATIONS, MID-YEAR REVERSIONS AND ADJUSTMENTS	NET APPROPRIATIONS	EXPENDITURES	LAPSED APPROPRIATION AUTHORITY	JUNE 30, 2009 CONTINUING APPROPRIATION AUTHORITY
\$ 18,700	\$ 1,119,100	\$ 1,011,783	\$ 107,317	\$ 0
87,600	87,600	87,600	0	0
<u>\$ 106,300</u>	<u>\$ 1,206,700</u>	<u>\$ 1,099,383</u>	<u>\$ 107,317</u>	<u>\$ 0</u>
<u>\$ 66,118,514</u>	<u>\$ 131,301,971</u>	<u>\$ 113,219,811</u>	<u>\$ 12,042,568</u>	<u>\$ 6,039,576</u>
<u>\$ 562,195,700</u>	<u>\$ 3,198,868,869</u>	<u>\$ 1,963,092,789</u>	<u>\$ 1,041,450,457</u>	<u>\$ 194,325,607</u>

See accompanying notes to financial statements.



**THIS PAGE INTENTIONALLY  
LEFT BLANK**

**FY09 Total Enterprise Expenditures: \$646,037,882**



EDUCATION	\$	530,531,885
GENERAL GOVERNMENT	\$	95,803,079
HEALTH AND WELFARE	\$	17,084,018
TRANSPORTATION	\$	1,484,600
PROTECTION AND SAFETY	\$	1,134,300
<hr/>		
TOTAL EXPENDITURES	\$	646,037,882

**STATE OF ARIZONA  
ENTERPRISE FUNDS  
STATEMENT OF EXPENDITURES - APPROPRIATION TO ACTUAL  
BUDGETARY (LEGAL) BASIS  
FOR THE YEAR ENDED JUNE 30, 2009**

	<b>JULY 1, 2008 CONTINUING APPROPRIATIONS AUTHORITY</b>	<b>GENERAL APPROPRIATIONS</b>	<b>CAPITAL OUTLAY APPROPRIATIONS</b>
<b>ARIZONA EXPOSITION AND STATE FAIR FUND</b>			
<b>ARIZONA EXPOSITION AND STATE FAIR BOARD</b>			
Operating Lump Sum Appropriation	\$ 0	\$ 16,066,100	\$ 0
Arizona Coliseum Building Renewal FY08 - 09	0	0	1,794,300
Arizona Coliseum Building Renewal FY07 - 08	1,631,800	0	0
Cash Transfer To General Fund	0	0	0
Arizona Coliseum Building Renewal	963,800	0	0
Arizona Coliseum Building Renewal FY06 - 07	269,260	0	0
Arizona Coliseum Building Renewal FY05 - 06	114,494	0	0
Arizona Coliseum Building Renewal FY02 - 03	141,474	0	0
Arizona Coliseum Building Renewal FY00 - 01	1,029,664	0	0
Arizona Coliseum Building Renewal FY99 - 00	862,140	0	0
TOTAL AGENCY	<u>\$ 5,012,633</u>	<u>\$ 16,066,100</u>	<u>\$ 1,794,300</u>
<b>TOTAL FUND</b>	<u><u>\$ 5,012,633</u></u>	<u><u>\$ 16,066,100</u></u>	<u><u>\$ 1,794,300</u></u>
<b>STATE LOTTERY FUND</b>			
<b>ARIZONA STATE LOTTERY COMMISSION</b>			
Operating Lump Sum Appropriation	\$ 0	\$ 7,838,100	\$ 0
Advertising	0	11,000,000	0
Printing Of Instant Tickets	0	9,645,600	0
Sales Commissions To Ticket Retailers	0	8,131,725	0
On-Line Vendor Fees	0	2,067,275	0
Cash Transfer To General Fund	0	0	0
Capital Projects - FY04	8,803	0	0
Building Renewal FY07 - 08	49,164	0	0
Building Renewal FY08 - 09	0	0	68,000
Telecommunications	0	654,400	0
Cash Transfer To General Fund	0	0	0
Sales Incentive Program	0	50,000	0
Administrative Adjustments	0	0	0
TOTAL AGENCY	<u>\$ 57,967</u>	<u>\$ 39,387,100</u>	<u>\$ 68,000</u>
<b>TOTAL FUND</b>	<u><u>\$ 57,967</u></u>	<u><u>\$ 39,387,100</u></u>	<u><u>\$ 68,000</u></u>
<b>ARIZONA INDUSTRIES FOR THE BLIND FUND</b>			
<b>DEPARTMENT OF ECONOMIC SECURITY</b>			
Cash Transfer To General Fund	\$ 0	\$ 0	\$ 0
TOTAL DEPARTMENT OF ECONOMIC SECURITY	<u>\$ 0</u>	<u>\$ 0</u>	<u>\$ 0</u>
<b>TOTAL FUND</b>	<u><u>\$ 0</u></u>	<u><u>\$ 0</u></u>	<u><u>\$ 0</u></u>

See accompanying notes to financial statements.

SUPPLEMENTAL APPROPRIATIONS, MID-YEAR REVERSIONS AND ADJUSTMENTS	NET APPROPRIATIONS	EXPENDITURES	LAPSED APPROPRIATION AUTHORITY	JUNE 30, 2009 CONTINUING APPROPRIATION AUTHORITY
\$ 233,500	\$ 16,299,600	\$ 11,498,720	\$ 4,800,880	\$ 0
0	1,794,300	0	0	1,794,300
0	1,631,800	0	1,631,800	0
2,925,400	2,925,400	60,700	2,864,700	0
0	963,800	0	963,800	0
0	269,260	0	269,260	0
0	114,494	0	114,494	0
0	141,474	0	0	141,474
0	1,029,664	0	0	1,029,664
0	862,140	0	862,140	0
<u>\$ 3,158,900</u>	<u>\$ 26,031,933</u>	<u>\$ 11,559,420</u>	<u>\$ 11,507,075</u>	<u>\$ 2,965,438</u>
<u>\$ 3,158,900</u>	<u>\$ 26,031,933</u>	<u>\$ 11,559,420</u>	<u>\$ 11,507,075</u>	<u>\$ 2,965,438</u>
\$ 977,600	\$ 8,815,700	\$ 7,358,485	\$ 1,457,215	\$ 0
9,162,700	20,162,700	15,669,723	4,492,977	0
520,800	10,166,400	10,038,832	127,568	0
26,707,300	34,839,025	32,455,390	2,383,635	0
6,614,000	8,681,275	7,813,813	867,462	0
5,589,100	5,589,100	5,589,100	0	0
0	8,803	0	8,803	0
0	49,164	49,164	0	0
0	68,000	12,776	0	55,224
(25,000)	629,400	392,970	236,430	0
4,628,500	4,628,500	4,628,500	0	0
0	50,000	38,140	11,860	0
196,766	196,766	196,766	0	0
<u>\$ 54,371,766</u>	<u>\$ 93,884,833</u>	<u>\$ 84,243,659</u>	<u>\$ 9,585,950</u>	<u>\$ 55,224</u>
<u>\$ 54,371,766</u>	<u>\$ 93,884,833</u>	<u>\$ 84,243,659</u>	<u>\$ 9,585,950</u>	<u>\$ 55,224</u>
\$ 417,800	\$ 417,800	\$ 417,800	\$ 0	\$ 0
\$ 417,800	\$ 417,800	\$ 417,800	\$ 0	\$ 0
<u>\$ 417,800</u>	<u>\$ 417,800</u>	<u>\$ 417,800</u>	<u>\$ 0</u>	<u>\$ 0</u>

See accompanying notes to financial statements.

**STATE OF ARIZONA  
ENTERPRISE FUNDS  
STATEMENT OF EXPENDITURES - APPROPRIATION TO ACTUAL  
BUDGETARY (LEGAL) BASIS  
FOR THE YEAR ENDED JUNE 30, 2009**

	<u>JULY 1, 2008 CONTINUING APPROPRIATIONS AUTHORITY</u>	<u>GENERAL APPROPRIATIONS</u>	<u>CAPITAL OUTLAY APPROPRIATIONS</u>
<b>HEALTHCARE GROUP FUND</b>			
<b>ARIZONA HEALTH CARE COST CONTAINMENT SYSTEM</b>			
Healthcare Group Admin	\$ 0	\$ 6,521,000	\$ 0
Administrative Adjustments	0	0	0
Healthcare Group Administration	136,635	0	0
Healthcare Group Administration	80,874	0	0
Cash Transfer To General Fund	0	0	0
TOTAL AGENCY	<u>\$ 217,509</u>	<u>\$ 6,521,000</u>	<u>\$ 0</u>
<b>OFFICE OF ADMINISTRATIVE HEARINGS</b>			
Operating Lump Sum Appropriation	\$ 0	\$ 14,500	\$ 0
TOTAL AGENCY	<u>\$ 0</u>	<u>\$ 14,500</u>	<u>\$ 0</u>
<b>TOTAL FUND</b>	<u><u>\$ 217,509</u></u>	<u><u>\$ 6,535,500</u></u>	<u><u>\$ 0</u></u>
<b>STATE HOME FOR VETERANS' TRUST FUND</b>			
<b>DEPARTMENT OF VETERANS' SERVICES</b>			
Arizona State Veterans' Home	\$ 0	\$ 13,291,500	\$ 0
Administrative Adjustments	0	0	0
Veterans' Home Contingency	11,255	0	0
TOTAL AGENCY	<u>\$ 11,255</u>	<u>\$ 13,291,500</u>	<u>\$ 0</u>
<b>TOTAL FUND</b>	<u><u>\$ 11,255</u></u>	<u><u>\$ 13,291,500</u></u>	<u><u>\$ 0</u></u>
<b>ARIZONA STATE UNIVERSITY COLLECTIONS FUND</b>			
<b>ARIZONA STATE UNIVERSITY</b>			
Operating Lump Sum Appropriation - Main	\$ 0	\$ 219,654,200	\$ 0
Operating Lump Sum Appropriation-East	0	25,151,200	0
Operating Lump Sum Appropriation-West	0	25,092,500	0
Downtown Phoenix Campus	0	16,419,500	0
TOTAL AGENCY	<u>\$ 0</u>	<u>\$ 286,317,400</u>	<u>\$ 0</u>
<b>TOTAL FUND</b>	<u><u>\$ 0</u></u>	<u><u>\$ 286,317,400</u></u>	<u><u>\$ 0</u></u>
<b>TECHNOLOGY AND RESEARCH INITIATIVE FUND</b>			
<b>ARIZONA STATE UNIVERSITY</b>			
Lease Purchase Payment - ASU East	\$ 0	\$ 1,600,000	\$ 0
Lease Purchase Payment - ASU West	0	2,000,000	0
TOTAL AGENCY	<u>\$ 0</u>	<u>\$ 3,600,000</u>	<u>\$ 0</u>
<b>TOTAL FUND</b>	<u><u>\$ 0</u></u>	<u><u>\$ 3,600,000</u></u>	<u><u>\$ 0</u></u>

See accompanying notes to financial statements.

SUPPLEMENTAL APPROPRIATIONS, MID-YEAR REVERSIONS AND ADJUSTMENTS	NET APPROPRIATIONS	EXPENDITURES	LAPSED APPROPRIATION AUTHORITY	JUNE 30, 2009 CONTINUING APPROPRIATION AUTHORITY
\$ 5,800	\$ 6,526,800	\$ 3,724,396	\$ 2,802,404	\$ 0
12,924	12,924	12,924	0	0
0	136,635	0	0	136,635
0	80,874	0	0	80,874
152,000	152,000	152,000	0	0
<u>\$ 170,724</u>	<u>\$ 6,909,232</u>	<u>\$ 3,889,320</u>	<u>\$ 2,802,404</u>	<u>\$ 217,509</u>
\$ 0	\$ 14,500	\$ 14,500	\$ 0	\$ 0
<u>\$ 0</u>	<u>\$ 14,500</u>	<u>\$ 14,500</u>	<u>\$ 0</u>	<u>\$ 0</u>
<u>\$ 170,724</u>	<u>\$ 6,923,732</u>	<u>\$ 3,903,820</u>	<u>\$ 2,802,404</u>	<u>\$ 217,509</u>
\$ 452,300	\$ 13,743,800	\$ 12,750,386	\$ 993,414	\$ 0
12,012	12,012	12,012	0	0
0	11,255	0	0	11,255
<u>\$ 464,312</u>	<u>\$ 13,767,067</u>	<u>\$ 12,762,398</u>	<u>\$ 993,414</u>	<u>\$ 11,255</u>
<u>\$ 464,312</u>	<u>\$ 13,767,067</u>	<u>\$ 12,762,398</u>	<u>\$ 993,414</u>	<u>\$ 11,255</u>
\$ 12,458,300	\$ 232,112,500	\$ 224,268,705	\$ 7,843,795	\$ 0
1,969,000	27,120,200	27,120,200	0	0
2,480,700	27,573,200	26,265,812	1,307,388	0
12,147,000	28,566,500	26,714,801	1,851,699	0
<u>\$ 29,055,000</u>	<u>\$ 315,372,400</u>	<u>\$ 304,369,518</u>	<u>\$ 11,002,882</u>	<u>\$ 0</u>
<u>\$ 29,055,000</u>	<u>\$ 315,372,400</u>	<u>\$ 304,369,518</u>	<u>\$ 11,002,882</u>	<u>\$ 0</u>
\$ 0	\$ 1,600,000	\$ 1,600,000	\$ 0	\$ 0
0	2,000,000	2,000,000	0	0
<u>\$ 0</u>	<u>\$ 3,600,000</u>	<u>\$ 3,600,000</u>	<u>\$ 0</u>	<u>\$ 0</u>
<u>\$ 0</u>	<u>\$ 3,600,000</u>	<u>\$ 3,600,000</u>	<u>\$ 0</u>	<u>\$ 0</u>

See accompanying notes to financial statements.

STATE OF ARIZONA  
ENTERPRISE FUNDS  
STATEMENT OF EXPENDITURES - APPROPRIATION TO ACTUAL  
BUDGETARY (LEGAL) BASIS  
FOR THE YEAR ENDED JUNE 30, 2009

	JULY 1, 2008 CONTINUING APPROPRIATIONS AUTHORITY	GENERAL APPROPRIATIONS	CAPITAL OUTLAY APPROPRIATIONS
<b><u>NORTHERN ARIZONA UNIVERSITY COLLECTIONS FUND</u></b>			
<b>NORTHERN ARIZONA UNIVERSITY</b>			
Operating Lump Sum Appropriation	\$ 0	\$ 51,739,600	\$ 0
TOTAL AGENCY	<u>\$ 0</u>	<u>\$ 51,739,600</u>	<u>\$ 0</u>
<b>TOTAL FUND</b>	<u>\$ 0</u>	<u>\$ 51,739,600</u>	<u>\$ 0</u>
<b><u>UNIVERSITY OF ARIZONA COLLECTIONS FUND</u></b>			
<b>UNIVERSITY OF ARIZONA</b>			
Operating Lump Sum-Main Campus	\$ 0	\$ 119,887,400	\$ 0
Agriculture	0	5,905,900	0
Arizona Cooperative Extension	0	1,700,000	0
Sierra Vista Campus	0	1,751,600	0
Operating Lump Sum-Health Sciences Center	0	13,757,900	0
Phoenix Medical Campus	0	305,100	0
TOTAL AGENCY	<u>\$ 0</u>	<u>\$ 143,307,900</u>	<u>\$ 0</u>
<b>TOTAL FUND</b>	<u>\$ 0</u>	<u>\$ 143,307,900</u>	<u>\$ 0</u>
<b><u>AZ CORRECTIONAL INDUSTRIES REVOLVING FUND</u></b>			
<b>DEPARTMENT OF CORRECTIONS</b>			
Cash Transfer To General Fund	\$ 0	\$ 0	\$ 0
TOTAL AGENCY	<u>\$ 0</u>	<u>\$ 0</u>	<u>\$ 0</u>
<b>TOTAL FUND</b>	<u>\$ 0</u>	<u>\$ 0</u>	<u>\$ 0</u>
<b><u>ARIZONA HIGHWAYS MAGAZINE FUND</u></b>			
<b>DEPARTMENT OF TRANSPORTATION</b>			
Cash Transfer To General Fund	\$ 0	\$ 0	\$ 0
TOTAL AGENCY	<u>\$ 0</u>	<u>\$ 0</u>	<u>\$ 0</u>
<b>TOTAL ARIZONA HIGHWAYS MAGAZINE FUND</b>	<u>\$ 0</u>	<u>\$ 0</u>	<u>\$ 0</u>
<b><u>HIGHWAY EXPANSION FUND</u></b>			
<b>DEPARTMENT OF TRANSPORTATION</b>			
Cash Transfer To General Fund	\$ 0	\$ 0	\$ 0
TOTAL AGENCY	<u>\$ 0</u>	<u>\$ 0</u>	<u>\$ 0</u>
<b>TOTAL FUND</b>	<u>\$ 0</u>	<u>\$ 0</u>	<u>\$ 0</u>
<b>TOTAL APPROPRIATED ENTERPRISE FUNDS</b>	<u>\$ 5,299,364</u>	<u>\$ 560,245,100</u>	<u>\$ 1,862,300</u>

See accompanying notes to financial statements.

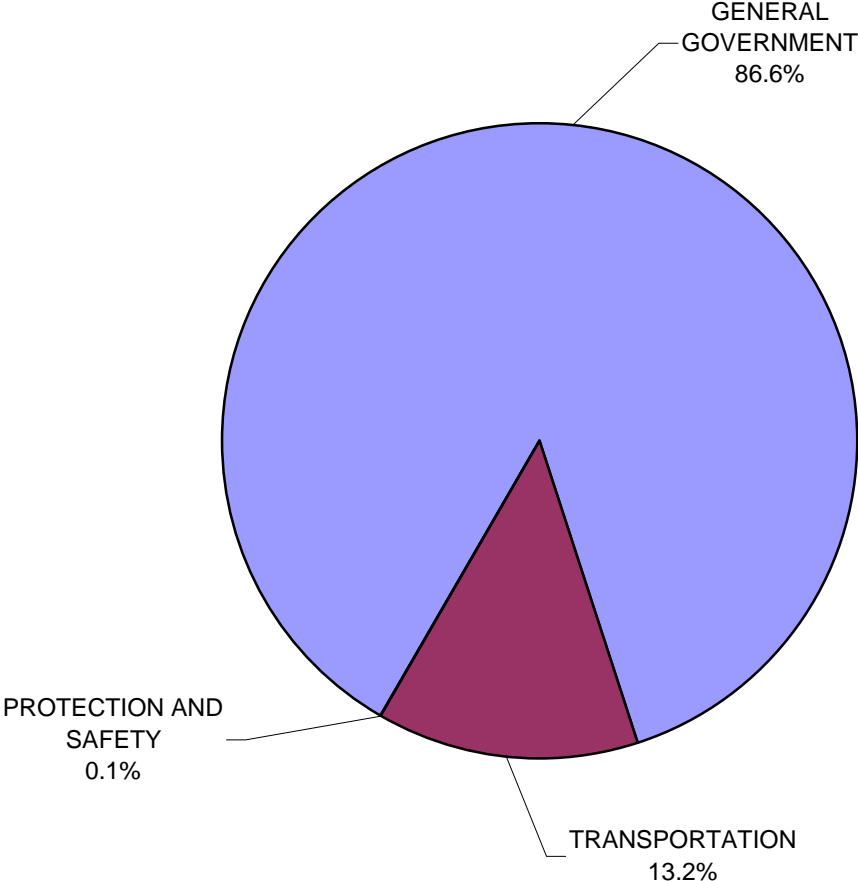
SUPPLEMENTAL APPROPRIATIONS, MID-YEAR REVERSIONS AND ADJUSTMENTS	NET APPROPRIATIONS	EXPENDITURES	LAPSED APPROPRIATION AUTHORITY	JUNE 30, 2009 CONTINUING APPROPRIATION AUTHORITY
\$ 880,900	\$ 52,620,500	\$ 52,620,500	\$ 0	\$ 0
<u>\$ 880,900</u>	<u>\$ 52,620,500</u>	<u>\$ 52,620,500</u>	<u>\$ 0</u>	<u>\$ 0</u>
<u>\$ 880,900</u>	<u>\$ 52,620,500</u>	<u>\$ 52,620,500</u>	<u>\$ 0</u>	<u>\$ 0</u>
\$ 23,759,500	\$ 143,646,900	\$ 143,646,900	\$ 0	\$ 0
507,600	6,413,500	6,413,500	0	0
0	1,700,000	1,700,000	0	0
20,100	1,771,700	1,637,967	133,733	0
1,889,000	15,646,900	15,646,900	0	0
591,500	896,600	896,600	0	0
<u>\$ 26,767,700</u>	<u>\$ 170,075,600</u>	<u>\$ 169,941,867</u>	<u>\$ 133,733</u>	<u>\$ 0</u>
<u>\$ 26,767,700</u>	<u>\$ 170,075,600</u>	<u>\$ 169,941,867</u>	<u>\$ 133,733</u>	<u>\$ 0</u>
\$ 1,134,300	\$ 1,134,300	\$ 1,134,300	\$ 0	\$ 0
<u>\$ 1,134,300</u>	<u>\$ 1,134,300</u>	<u>\$ 1,134,300</u>	<u>\$ 0</u>	<u>\$ 0</u>
<u>\$ 1,134,300</u>	<u>\$ 1,134,300</u>	<u>\$ 1,134,300</u>	<u>\$ 0</u>	<u>\$ 0</u>
\$ 1,482,600	\$ 1,482,600	\$ 1,482,600	\$ 0	\$ 0
<u>\$ 1,482,600</u>	<u>\$ 1,482,600</u>	<u>\$ 1,482,600</u>	<u>\$ 0</u>	<u>\$ 0</u>
<u>\$ 1,482,600</u>	<u>\$ 1,482,600</u>	<u>\$ 1,482,600</u>	<u>\$ 0</u>	<u>\$ 0</u>
\$ 2,000	\$ 2,000	\$ 2,000	\$ 0	\$ 0
<u>\$ 2,000</u>	<u>\$ 2,000</u>	<u>\$ 2,000</u>	<u>\$ 0</u>	<u>\$ 0</u>
<u>\$ 2,000</u>	<u>\$ 2,000</u>	<u>\$ 2,000</u>	<u>\$ 0</u>	<u>\$ 0</u>
<u>\$ 117,906,002</u>	<u>\$ 685,312,765</u>	<u>\$ 646,037,882</u>	<u>\$ 36,025,457</u>	<u>\$ 3,249,426</u>

See accompanying notes to financial statements.



**THIS PAGE INTENTIONALLY  
LEFT BLANK**

**FY09 Total Internal Service Expenditures: \$249,637,541**



GENERAL GOVERNMENT	\$	216,296,648
TRANSPORTATION	\$	33,048,073
PROTECTION AND SAFETY	\$	292,820
<hr/>		
TOTAL EXPENDITURES	\$	249,637,541

**STATE OF ARIZONA**  
**INTERNAL SERVICES FUNDS**  
**STATEMENT OF EXPENDITURES - APPROPRIATION TO ACTUAL**  
**BUDGETARY (LEGAL) BASIS**  
**FOR THE YEAR ENDED JUNE 30, 2009**

	<b>JULY 1, 2008 CONTINUING APPROPRIATION AUTHORITY</b>	<b>GENERAL APPROPRIATIONS</b>	<b>CAPITAL OUTLAY APPROPRIATIONS</b>
<b>DEPARTMENT OF ADMINISTRATION</b>			
<b>PERSONNEL DIVISION FUND</b>			
Operating Lump Sum Appropriation	\$ 0	\$ 14,198,400	\$ 0
Administrative Adjustments	0	0	0
Classification Pilot Program	122,454	0	0
HB1464 Personnel Reform	273,045	0	0
HRIS Certificate Of Participation	0	4,354,000	0
Cash Transfer To General Fund	0	0	0
TOTAL FUND	<u>\$ 395,500</u>	<u>\$ 18,552,400</u>	<u>\$ 0</u>
<b>DEPARTMENT OF ADMINISTRATION</b>			
<b>SPECIAL EMPLOYEE HEALTH INS TRUST FUND</b>			
Operating Lump Sum Appropriation HITF	\$ 0	\$ 5,230,700	\$ 0
Administrative Adjustments	0	0	0
Employee Wellness Program	0	300,000	0
Cash Transfer To General Fund	0	0	0
TOTAL FUND	<u>\$ 0</u>	<u>\$ 5,530,700</u>	<u>\$ 0</u>
<b>DEPARTMENT OF ADMINISTRATION</b>			
<b>MOTOR VEHICLE POOL REVOLVING FUND</b>			
Operating Lump Sum Appropriation	\$ 0	\$ 12,737,800	\$ 0
Cash Transfer To General Fund	0	0	0
TOTAL FUND	<u>\$ 0</u>	<u>\$ 12,737,800</u>	<u>\$ 0</u>
<b>DEPARTMENT OF ADMINISTRATION</b>			
<b>SPECIAL SERVICES REVOLVING FUND</b>			
State Boards Lump Sum Appropriation	\$ 0	\$ 260,000	\$ 0
State Boards Lump Sum Appropriation FY07 - 08	20,686	0	0
Cash Transfer To General Fund	0	0	0
TOTAL FUND	<u>\$ 20,686</u>	<u>\$ 260,000</u>	<u>\$ 0</u>
<b>DEPARTMENT OF ADMINISTRATION</b>			
<b>STATE SURPLUS MATERIALS REVOLVING FUND</b>			
Operating Lump Sum Appropriation	\$ 0	\$ 1,272,300	\$ 0
Administrative Adjustments	0	0	0
State Surplus Property Sales Proceeds	0	3,000,000	0
Cash Transfer To General Fund	0	0	0
TOTAL FUND	<u>\$ 0</u>	<u>\$ 4,272,300</u>	<u>\$ 0</u>
<b>DEPARTMENT OF ADMINISTRATION</b>			
<b>FEDERAL SURPLUS MATERIALS REVOLVING FD</b>			
Operating Lump Sum Operating - Federal Surplus	\$ 0	\$ 444,300	\$ 0
TOTAL FUND	<u>\$ 0</u>	<u>\$ 444,300</u>	<u>\$ 0</u>

See accompanying notes to financial statements.

SUPPLEMENTAL APPROPRIATIONS, MID-YEAR REVERSIONS AND ADJUSTMENTS	NET APPROPRIATIONS	EXPENDITURES	LAPSED APPROPRIATION AUTHORITY	JUNE 30, 2009 CONTINUING APPROPRIATION AUTHORITY
\$ (134,400)	\$ 14,064,000	\$ 12,003,919	\$ 2,060,081	\$ 0
84,926	84,926	84,926	0	0
0	122,454	0	122,454	0
0	273,045	0	0	273,045
0	4,354,000	4,354,000	0	0
1,356,300	1,356,300	1,356,300	0	0
<u>\$ 1,306,826</u>	<u>\$ 20,254,726</u>	<u>\$ 17,799,145</u>	<u>\$ 2,182,535</u>	<u>\$ 273,045</u>
\$ (43,400)	\$ 5,187,300	\$ 3,928,252	\$ 1,259,048	\$ 0
9,193	9,193	9,193	0	0
0	300,000	296,653	3,347	0
593,200	593,200	593,200	0	0
<u>\$ 558,993</u>	<u>\$ 6,089,693</u>	<u>\$ 4,827,297</u>	<u>\$ 1,262,395</u>	<u>\$ 0</u>
\$ (11,000)	\$ 12,726,800	\$ 7,795,326	\$ 4,931,474	\$ 0
6,063,400	6,063,400	6,063,400	0	0
<u>\$ 6,052,400</u>	<u>\$ 18,790,200</u>	<u>\$ 13,858,726</u>	<u>\$ 4,931,474</u>	<u>\$ 0</u>
\$ 24,700	\$ 284,700	\$ 284,495	\$ 205	\$ 0
0	20,686	20,686	0	0
131,100	131,100	131,100	0	0
<u>\$ 155,800</u>	<u>\$ 436,486</u>	<u>\$ 436,281</u>	<u>\$ 205</u>	<u>\$ 0</u>
\$ (9,300)	\$ 1,263,000	\$ 1,051,173	\$ 211,827	\$ 0
178,774	178,774	178,774	0	0
0	3,000,000	1,152,257	1,847,743	0
249,200	249,200	249,200	0	0
<u>\$ 418,674</u>	<u>\$ 4,690,974</u>	<u>\$ 2,631,404</u>	<u>\$ 2,059,570</u>	<u>\$ 0</u>
\$ 0	\$ 444,300	\$ 112,283	\$ 332,017	\$ 0
<u>\$ 0</u>	<u>\$ 444,300</u>	<u>\$ 112,283</u>	<u>\$ 332,017</u>	<u>\$ 0</u>

See accompanying notes to financial statements.

**STATE OF ARIZONA**  
**INTERNAL SERVICES FUNDS**  
**STATEMENT OF EXPENDITURES - APPROPRIATION TO ACTUAL**  
**BUDGETARY (LEGAL) BASIS**  
**FOR THE YEAR ENDED JUNE 30, 2009**

	<b>JULY 1, 2008 CONTINUING APPROPRIATION AUTHORITY</b>	<b>GENERAL APPROPRIATIONS</b>	<b>CAPITAL OUTLAY APPROPRIATIONS</b>
<b>DEPARTMENT OF ADMINISTRATION</b>			
<b>RISK MANAGEMENT FUND</b>			
Tucson Office Building Renovations	\$ 1,302,658	\$ 0	\$ 0
Relief Bill Cash Transfer FY09	0	0	0
Cash Transfer To General Fund	0	0	0
Burke Settlement	0	532,000	0
External Legal Services	0	5,592,200	0
Nonlegal Related Expenditures	0	3,153,900	0
Operating Lump Sum Appropriation	0	8,841,200	0
Risk Management Losses And Premiums	0	45,371,300	0
Workers Compensation Losses & Premiums	0	30,112,300	0
Administrative Adjustments	0	0	0
<b>TOTAL FUND</b>	<b>\$ 1,302,658</b>	<b>\$ 93,602,900</b>	<b>\$ 0</b>
<b>DEPARTMENT OF ADMINISTRATION</b>			
<b>CONSTRUCTION INSURANCE FUND</b>			
Cash Transfer To General Fund	\$ 0	\$ 0	\$ 0
<b>TOTAL FUND</b>	<b>\$ 0</b>	<b>\$ 0</b>	<b>\$ 0</b>
<b>DEPARTMENT OF ADMINISTRATION</b>			
<b>AUTOMATION OPERATIONS FUND</b>			
Operating Lump Sum Appropriation	0	24,230,600	0
Administrative Adjustments	0	0	0
Relief Bill Cash Transfer FY09	0	0	0
Cash Transfer To General Fund	0	0	0
<b>TOTAL FUND</b>	<b>\$ 0</b>	<b>\$ 24,230,600</b>	<b>\$ 0</b>
<b>DEPARTMENT OF ADMINISTRATION</b>			
<b>TELECOMMUNICATIONS FUND</b>			
TPO Operating Lump Sum Appropriation	\$ 0	\$ 3,181,700	\$ 0
Administrative Adjustments	0	0	0
TPO-LIA Operating Lump Sum Appropriation	0	4,713,700	0
TPO-LIA Operating Lump Sum Appropriation FY07-08	0	0	0
Cash Transfer To General Fund	0	0	0
<b>TOTAL FUND</b>	<b>\$ 0</b>	<b>\$ 7,895,400</b>	<b>\$ 0</b>
<b>ATTORNEY GENERAL</b>			
<b>RISK MANAGEMENT FUND</b>			
Risk Management ISA	\$ 0	\$ 9,189,700	\$ 0
Cash Transfer To General Fund	0	0	0
<b>TOTAL FUND</b>	<b>\$ 0</b>	<b>\$ 9,189,700</b>	<b>\$ 0</b>

See accompanying notes to financial statements.

SUPPLEMENTAL APPROPRIATIONS, MID-YEAR REVERSIONS AND ADJUSTMENTS	NET APPROPRIATIONS	EXPENDITURES	LAPSED APPROPRIATION AUTHORITY	JUNE 30, 2009 CONTINUING APPROPRIATION AUTHORITY
\$ 0	\$ 1,302,658	\$ 718,527	\$ 0	\$ 584,131
33,325	33,325	32,454	871	0
28,933,882	28,933,882	28,933,882	0	0
0	532,000	523,516	8,484	0
0	5,592,200	3,172,824	2,419,376	0
0	3,153,900	2,833,278	320,622	0
(111,300)	8,729,900	7,717,863	1,012,037	0
0	45,371,300	36,444,726	8,926,574	0
0	30,112,300	23,202,537	6,909,763	0
1,307,231	1,307,231	1,307,231	0	0
<u>\$ 30,163,139</u>	<u>\$ 125,068,696</u>	<u>\$ 104,886,839</u>	<u>\$ 19,597,727</u>	<u>\$ 584,131</u>
\$ 14,614,800	\$ 14,614,800	\$ 14,614,800	\$ 0	\$ 0
<u>\$ 14,614,800</u>	<u>\$ 14,614,800</u>	<u>\$ 14,614,800</u>	<u>\$ 0</u>	<u>\$ 0</u>
(143,100)	24,087,500	19,865,573	4,221,927	0
174,646	174,646	174,646	0	0
5,027	5,027	5,027	0	0
2,381,700	2,381,700	2,381,700	0	0
<u>\$ 2,418,273</u>	<u>\$ 26,648,873</u>	<u>\$ 22,426,946</u>	<u>\$ 4,221,927</u>	<u>\$ 0</u>
\$ (3,600)	\$ 3,178,100	\$ 2,176,664	\$ 1,001,436	\$ 0
98,709	98,709	98,709	0	0
0	4,713,700	2,362,883	2,350,817	0
2,709,581	2,709,580	2,695,394	14,186	0
6,521,830	6,521,830	5,434,500	1,087,330	0
<u>\$ 9,326,519</u>	<u>\$ 17,221,919</u>	<u>\$ 12,768,149</u>	<u>\$ 4,453,770</u>	<u>\$ 0</u>
\$ 581,800	\$ 9,771,500	\$ 8,392,321	\$ 1,379,179	\$ 0
116,800	116,800	116,800	0	0
<u>\$ 698,600</u>	<u>\$ 9,888,300</u>	<u>\$ 8,509,121</u>	<u>\$ 1,379,179</u>	<u>\$ 0</u>

See accompanying notes to financial statements.

**STATE OF ARIZONA**  
**INTERNAL SERVICES FUNDS**  
**STATEMENT OF EXPENDITURES - APPROPRIATION TO ACTUAL**  
**BUDGETARY (LEGAL) BASIS**  
**FOR THE YEAR ENDED JUNE 30, 2009**

	<b>JULY 1, 2008 CONTINUING APPROPRIATION AUTHORITY</b>	<b>GENERAL APPROPRIATIONS</b>	<b>CAPITAL OUTLAY APPROPRIATIONS</b>
<b>GOVERNMENT INFORMATION TECHNOLOGY AGENCY</b>			
INFORMATION TECHNOLOGY FUND			
Operating Lump Sum Appropriation	0	2,758,600	0
Administrative Adjustments	0	0	0
SW Information Security and Privacy Office	0	870,300	0
Cash Transfer To General Fund	0	0	0
TOTAL FUND	<u>\$ 0</u>	<u>\$ 3,628,900</u>	<u>\$ 0</u>
<b>GOVERNMENT INFORMATION TECHNOLOGY AGENCY</b>			
STATE WEB PORTAL FUND			
Operating Lump Sum Appropriation	\$ 0	\$ 5,000,000	\$ 0
Cash Transfer To General Fund	0	0	0
TOTAL FUND	<u>\$ 0</u>	<u>\$ 5,000,000</u>	<u>\$ 0</u>
<b>ARIZONA STATE LIBRARY, ARCHIVES AND PUBLIC RECORDS</b>			
RECORDS SERVICES FUND			
Operating Lump Sum Appropriation	\$ 0	\$ 662,500	\$ 0
Operating Lump Sum Appropriation FY07-08	79,605	0	0
Operating Lump Sum Appropriation FY01-02	2,924	0	0
Cash Transfer To General Fund	0	0	0
TOTAL FUND	<u>\$ 82,529</u>	<u>\$ 662,500</u>	<u>\$ 0</u>
<b>STATE TREASURER</b>			
STATE TREASURER'S MANAGEMENT FUND			
Operating Lump Sum Appropriation	\$ 0	\$ 1,300	\$ 0
TOTAL FUND	<u>\$ 0</u>	<u>\$ 1,300</u>	<u>\$ 0</u>
<b>RETIREE ACCUMULATED SICK LEAVE</b>			
RETIREE ACCUMULATED SICK LEAVE FUND			
Cash Transfer To General Fund	\$ 0	\$ 0	\$ 0
TOTAL FUND	<u>\$ 0</u>	<u>\$ 0</u>	<u>\$ 0</u>
<b>DEPARTMENT OF ECONOMIC SECURITY</b>			
RISK MANAGEMENT FUND			
Administration Tri-agency Disaster Recovery	\$ 0	\$ 271,500	\$ 0
DACS Risk Management	0	0	0
TOTAL FUND	<u>\$ 0</u>	<u>\$ 271,500</u>	<u>\$ 0</u>
<b>DEPARTMENT OF PUBLIC SAFETY</b>			
RISK MANAGEMENT FUND			
Operating Lump Sum Appropriation	\$ 0	\$ 296,200	\$ 0
TOTAL FUND	<u>\$ 0</u>	<u>\$ 296,200</u>	<u>\$ 0</u>

See accompanying notes to financial statements.

SUPPLEMENTAL APPROPRIATIONS, MID-YEAR REVERSIONS AND ADJUSTMENTS	NET APPROPRIATIONS	EXPENDITURES	LAPSED APPROPRIATION AUTHORITY	JUNE 30, 2009 CONTINUING APPROPRIATION AUTHORITY
56,500	2,815,100	2,295,964	519,136	0
5,109	5,109	5,109	0	0
0	870,300	676,860	193,440	0
633,600	633,600	633,600	0	0
<u>\$ 695,209</u>	<u>\$ 4,324,109</u>	<u>\$ 3,611,533</u>	<u>\$ 712,576</u>	<u>\$ 0</u>
0	5,000,000	645,525	4,354,475	0
629,000	629,000	629,000	0	0
<u>\$ 629,000</u>	<u>\$ 5,629,000</u>	<u>\$ 1,274,525</u>	<u>\$ 4,354,475</u>	<u>\$ 0</u>
13,400	675,900	626,842	0	49,058
0	79,605	2,757	0	76,848
0	2,924	0	2,924	0
312,700	312,700	312,700	0	0
<u>\$ 326,100</u>	<u>\$ 1,071,129</u>	<u>\$ 942,299</u>	<u>\$ 2,924</u>	<u>\$ 125,906</u>
0	1,300	0	1,300	0
<u>\$ 0</u>	<u>\$ 1,300</u>	<u>\$ 0</u>	<u>\$ 1,300</u>	<u>\$ 0</u>
7,597,300	7,597,300	7,597,300	0	0
<u>\$ 7,597,300</u>	<u>\$ 7,597,300</u>	<u>\$ 7,597,300</u>	<u>\$ 0</u>	<u>\$ 0</u>
(271,500)	0	0	0	0
271,500	271,500	0	271,500	0
<u>\$ 0</u>	<u>\$ 271,500</u>	<u>\$ 0</u>	<u>\$ 271,500</u>	<u>\$ 0</u>
0	296,200	292,820	3,380	0
<u>\$ 0</u>	<u>\$ 296,200</u>	<u>\$ 292,820</u>	<u>\$ 3,380</u>	<u>\$ 0</u>

See accompanying notes to financial statements.



STATE OF ARIZONA  
INTERNAL SERVICES FUNDS  
STATEMENT OF EXPENDITURES - APPROPRIATION TO ACTUAL  
BUDGETARY (LEGAL) BASIS  
FOR THE YEAR ENDED JUNE 30, 2009

	JULY 1, 2008 CONTINUING APPROPRIATION AUTHORITY	GENERAL APPROPRIATIONS	CAPITAL OUTLAY APPROPRIATIONS
<b>DEPARTMENT OF TRANSPORTATION</b>			
TRANSPORTATION DEPT EQUIPMENT FUND			
Vehicle and Heavy Equipment Fuel Surcharge	\$ 0	\$ 1,000,000	\$ 0
Vehicles and Heavy Equipment	0	38,147,800	0
Administrative Adjustments	0	0	0
Cash Transfer To General Fund	0	0	0
TOTAL FUND	<u>\$ 0</u>	<u>\$ 39,147,800</u>	<u>\$ 0</u>
<b>TOTAL APPROPRIATED INTERNAL SERVICES FUNDS</b>	<u><u>\$ 1,801,373</u></u>	<u><u>\$ 225,724,300</u></u>	<u><u>\$ 0</u></u>

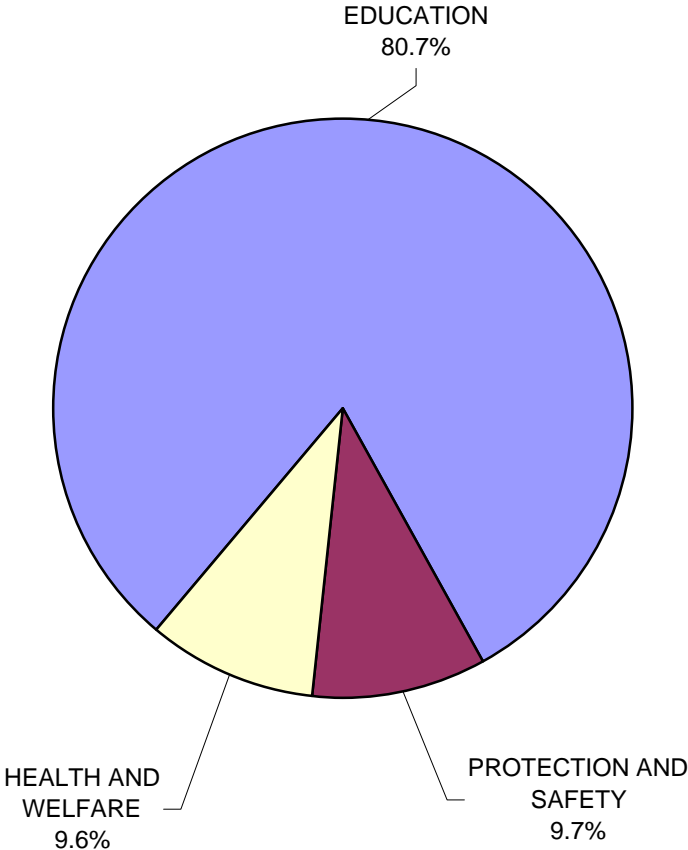
See accompanying notes to financial statements.

<b>SUPPLEMENTAL APPROPRIATIONS, MID-YEAR REVERSIONS AND ADJUSTMENTS</b>	<b>NET APPROPRIATIONS</b>	<b>EXPENDITURES</b>	<b>LAPSED APPROPRIATION AUTHORITY</b>	<b>JUNE 30, 2009 CONTINUING APPROPRIATION AUTHORITY</b>
\$ 0	\$ 1,000,000	\$ 0	\$ 1,000,000	\$ 0
(187,400)	37,960,400	20,202,877	17,757,523	0
3,475,095	3,475,095	3,475,095	0	0
9,370,100	9,370,100	9,370,100	0	0
<u>\$ 12,657,795</u>	<u>\$ 51,805,595</u>	<u>\$ 33,048,073</u>	<u>\$ 18,757,523</u>	<u>\$ 0</u>
<u>\$ 87,619,427</u>	<u>\$ 315,145,100</u>	<u>\$ 249,637,541</u>	<u>\$ 64,524,477</u>	<u>\$ 983,082</u>

See accompanying notes to financial statements.

**THIS PAGE INTENTIONALLY  
LEFT BLANK**

**FY09 Total Trust Expenditures: \$74,219,026**



EDUCATION	\$	59,916,100
PROTECTION AND SAFETY	\$	7,208,251
HEALTH AND WELFARE	\$	7,094,675
<hr/>		
TOTAL EXPENDITURES	\$	74,219,026

STATE OF ARIZONA  
PERMANENT FUNDS  
STATEMENT OF EXPENDITURES - APPROPRIATION TO ACTUAL  
BUDGETARY (LEGAL) BASIS  
FOR THE YEAR ENDED JUNE 30, 2009

	JULY 1, 2008 CONTINUING APPROPRIATION AUTHORITY	GENERAL APPROPRIATIONS	CAPITAL OUTLAY APPROPRIATIONS
<b>GENERAL GOVERNMENT</b>			
<b>DEPARTMENT OF ADMINISTRATION</b>			
ADA 3127 Pioneers Home Plumbing Renovations FY03 - 04	262,957	0	0
ADA 3127 Archives And History Building FY04 - 05	93,151	0	0
TOTAL LEGIS, EXEC, & JUDICL PUBLIC BUILD LAND	<u>\$ 356,108</u>	<u>\$ 0</u>	<u>\$ 0</u>
ADA 3130 Pioneers Home Plumbing Renovations FY01 - 02	2,590	0	0
TOTAL MINERS' HOSP FOR DISABLED MINERS LAND FD	<u>\$ 2,590</u>	<u>\$ 0</u>	<u>\$ 0</u>
<b>TOTAL GENERAL GOVERNMENT</b>	<b><u>\$ 358,699</u></b>	<b><u>\$ 0</u></b>	<b><u>\$ 0</u></b>
<b>HEALTH AND WELFARE</b>			
<b>DEPARTMENT OF HEALTH SERVICES</b>			
HSA 3128 Operating Lump Sum Appropriation	0	1,150,000	0
HSA 3128 Administrative Adjustments	0	0	0
TOTAL STATE HOSPITAL LAND EARNINGS FUND	<u>\$ 0</u>	<u>\$ 1,150,000</u>	<u>\$ 0</u>
<b>ARIZONA PIONEERS' HOME</b>			
PIA 3129 PS/Employee Related Expenses (ERE)	0	1,002,000	0
PIA 3129 PS/Employee Related Expenses (PS)	0	2,228,400	0
PIA 3129 Prescription Drugs	0	258,000	0
PIA 3129 All Other Operating Expenditures	0	35,800	0
PIA 3129 Administrative Adjustments	0	0	0
TOTAL PIONEERS' HOME STATE CHARITABLE EARNINGS	<u>\$ 0</u>	<u>\$ 3,524,200</u>	<u>\$ 0</u>
PIA 3130 PS/Employee Related Expenses (ERE)	0	482,200	0
PIA 3130 PS/Employee Related Expenses (PS)	0	1,519,400	0
PIA 3130 All Other Operating Expenditures	0	920,000	0
TOTAL MINERS' HOSP FOR DISABLED MINERS LAND FD	<u>\$ 0</u>	<u>\$ 2,921,600</u>	<u>\$ 0</u>
<b>TOTAL HEALTH AND WELFARE</b>	<b><u>\$ 0</u></b>	<b><u>\$ 7,595,800</u></b>	<b><u>\$ 0</u></b>
<b>EDUCATION</b>			
<b>DEPARTMENT OF EDUCATION</b>			
EDA 3138 Basic State Aid Entitlement	0	45,220,700	0
TOTAL PERMANENT STATE SCHOOL FUND	<u>\$ 0</u>	<u>\$ 45,220,700</u>	<u>\$ 0</u>
<b>ARIZONA STATE SCHOOLS FOR THE DEAF AND BLIND</b>			
SDA 2444 Operating Lump Sum - Tucson	0	6,554,900	0
SDA 2444 Voucher Fund Adjustment - Tucson	0	59,700	0
SDA 2444 Operating Lump Sum - Phoenix	0	4,727,200	0
SDA 2444 Voucher Fund Adjustment - Phoenix	0	299,800	0
SDA 2444 Operating Lump Sum-Regional Cooperatives	0	421,400	0
SDA 2444 Voucher Fund ADJC - Regional Cooperatives	0	17,500	0
SDA 2444 Operating Lump Sum - Preschool/Outreach	0	2,113,400	0
SDA 2444 Voucher Fund ADJC - Preschool/Outreach	0	501,500	0
TOTAL SCHOOLS FOR THE DEAF AND BLIND FUND	<u>\$ 0</u>	<u>\$ 14,695,400</u>	<u>\$ 0</u>
<b>TOTAL EDUCATION</b>	<b><u>\$ 0</u></b>	<b><u>\$ 59,916,100</u></b>	<b><u>\$ 0</u></b>

See accompanying notes to financial statements.

SUPPLEMENTAL APPROPRIATIONS, MID-YEAR REVERSIONS AND ADJUSTMENTS	NET APPROPRIATIONS	EXPENDITURES	LAPSED APPROPRIATION AUTHORITY	JUNE 30, 2009 CONTINUING APPROPRIATION AUTHORITY
\$ 0	\$ 262,957	\$ 0	\$ 262,957	\$ 0
0	93,151	0	0	93,151
<u>\$ 0</u>	<u>\$ 356,108</u>	<u>\$ 0</u>	<u>\$ 262,957</u>	<u>\$ 93,151</u>
\$ 0	\$ 2,590	\$ 0	\$ 2,590	\$ 0
<u>\$ 0</u>	<u>\$ 2,590</u>	<u>\$ 0</u>	<u>\$ 2,590</u>	<u>\$ 0</u>
<b><u>\$ 0</u></b>	<b><u>\$ 358,699</u></b>	<b><u>\$ 0</u></b>	<b><u>\$ 265,548</u></b>	<b><u>\$ 93,151</u></b>
\$ 0	\$ 1,150,000	\$ 1,039,076	\$ 110,924	\$ 0
89	89	89	0	0
<u>\$ 89</u>	<u>\$ 1,150,089</u>	<u>\$ 1,039,165</u>	<u>\$ 110,924</u>	<u>\$ 0</u>
\$ 61,000	\$ 1,063,000	\$ 1,061,000	\$ 2,000	\$ 0
97,600	2,326,000	2,187,224	138,776	0
0	258,000	168,532	89,468	0
4,700	40,500	6,309	34,191	0
909	909	909	0	0
<u>\$ 164,209</u>	<u>\$ 3,688,409</u>	<u>\$ 3,423,973</u>	<u>\$ 264,435</u>	<u>\$ 0</u>
\$ 119,000	\$ 601,200	\$ 590,658	\$ 10,542	\$ 0
(53,000)	1,466,400	1,211,455	254,945	0
0	920,000	829,423	90,577	0
<u>\$ 66,000</u>	<u>\$ 2,987,600</u>	<u>\$ 2,631,536</u>	<u>\$ 356,064</u>	<u>\$ 0</u>
<b><u>\$ 230,298</u></b>	<b><u>\$ 7,826,098</u></b>	<b><u>\$ 7,094,675</u></b>	<b><u>\$ 731,423</u></b>	<b><u>\$ 0</u></b>
\$ 0	\$ 45,220,700	\$ 45,220,700	\$ 0	\$ 0
<u>\$ 0</u>	<u>\$ 45,220,700</u>	<u>\$ 45,220,700</u>	<u>\$ 0</u>	<u>\$ 0</u>
\$ 0	\$ 6,554,900	\$ 6,554,900	\$ 0	\$ 0
0	59,700	59,700	0	0
0	4,727,200	4,727,200	0	0
0	299,800	299,800	0	0
(421,400)	0	0	0	0
(17,500)	0	0	0	0
421,400	2,534,800	2,534,800	0	0
17,500	519,000	519,000	0	0
<u>\$ 0</u>	<u>\$ 14,695,400</u>	<u>\$ 14,695,400</u>	<u>\$ 0</u>	<u>\$ 0</u>
<b><u>\$ 0</u></b>	<b><u>\$ 59,916,100</u></b>	<b><u>\$ 59,916,100</u></b>	<b><u>\$ 0</u></b>	<b><u>\$ 0</u></b>

See accompanying notes to financial statements.

STATE OF ARIZONA  
PERMANENT FUNDS  
STATEMENT OF EXPENDITURES - APPROPRIATION TO ACTUAL  
BUDGETARY (LEGAL) BASIS  
FOR THE YEAR ENDED JUNE 30, 2009

	JULY 1, 2008 CONTINUING APPROPRIATION AUTHORITY	GENERAL APPROPRIATIONS	CAPITAL OUTLAY APPROPRIATIONS
<b>PROTECTION AND SAFETY</b>			
<b>DEPARTMENT OF CORRECTIONS</b>			
DCA 3140 Non-Health Care All Other Operating Exp	\$ 0	\$ 198,700	\$ 0
DCA 3140 Private Prison Per Diem	0	1,000,000	0
DCA 3140 Administrative Adjustments	0	0	0
DCA 3140 Provisional Beds	0	1,056,200	0
TOTAL PENITENTIARY LAND EARNINGS	<u>\$ 0</u>	<u>\$ 2,254,900</u>	<u>\$ 0</u>
DCA 3141 Non-Health Care All Other Operating Exp	\$ 0	\$ 1,240,500	\$ 0
DCA 3141 New State Prisons Beds	0	2,822,000	0
DCA 3141 Administrative Adjustments	0	0	0
TOTAL STATE CHAR PEN & REF LAND EARNINGS	<u>\$ 0</u>	<u>\$ 4,062,500</u>	<u>\$ 0</u>
<b>DEPARTMENT OF JUVENILE CORRECTIONS</b>			
DJA 3029 Operating Lump Sum Appropriation	\$ 0	\$ 4,298,600	\$ 0
TOTAL ENDOWMENTS/LAND EARNINGS	<u>\$ 0</u>	<u>\$ 4,298,600</u>	<u>\$ 0</u>
<b>TOTAL PROTECTION AND SAFETY</b>	<u>\$ 0</u>	<u>\$ 10,616,000</u>	<u>\$ 0</u>
<b>TOTAL APPROPRIATED PERMANENT FUNDS</b>	<u>\$ 358,699</u>	<u>\$ 78,127,900</u>	<u>\$ 0</u>

See accompanying notes to financial statements.

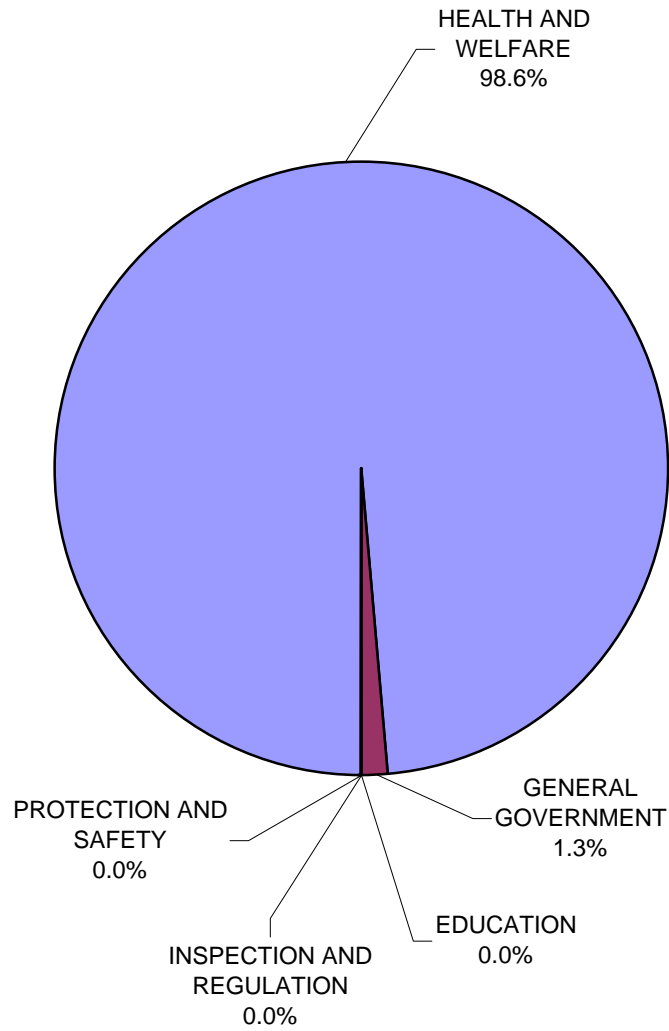
<b>SUPPLEMENTAL APPROPRIATIONS, MID-YEAR REVERSIONS AND ADJUSTMENTS</b>	<b>NET APPROPRIATIONS</b>	<b>EXPENDITURES</b>	<b>LAPSED APPROPRIATION AUTHORITY</b>	<b>JUNE 30, 2009 CONTINUING APPROPRIATION AUTHORITY</b>
\$ 0	\$ 198,700	\$ 188,886	\$ 9,814	\$ 0
0	1,000,000	1,000,000	0	0
324,478	324,478	324,478	0	0
0	1,056,200	229,950	826,250	0
<u>\$ 324,478</u>	<u>\$ 2,579,378</u>	<u>\$ 1,743,315</u>	<u>\$ 836,064</u>	<u>\$ 0</u>
\$ 0	\$ 1,240,500	\$ 1,208,723	\$ 31,777	\$ 0
0	2,822,000	0	2,822,000	0
182,666	182,666	182,666	0	0
<u>\$ 182,666</u>	<u>\$ 4,245,166</u>	<u>\$ 1,391,389</u>	<u>\$ 2,853,777</u>	<u>\$ 0</u>
\$ 0	\$ 4,298,600	\$ 4,073,548	\$ 225,052	\$ 0
<u>\$ 0</u>	<u>\$ 4,298,600</u>	<u>\$ 4,073,548</u>	<u>\$ 225,052</u>	<u>\$ 0</u>
<u>\$ 507,144</u>	<u>\$ 11,123,144</u>	<u>\$ 7,208,251</u>	<u>\$ 3,914,893</u>	<u>\$ 0</u>
<u>\$ 737,442</u>	<u>\$ 79,224,040</u>	<u>\$ 74,219,026</u>	<u>\$ 4,911,863</u>	<u>\$ 93,151</u>

See accompanying notes to financial statements.



**THIS PAGE INTENTIONALLY  
LEFT BLANK**

**FY09 Total Fiduciary Expenditures: \$6,099,041,073**



HEALTH AND WELFARE	\$ 6,015,662,738
GENERAL GOVERNMENT	\$ 82,182,781
EDUCATION	\$ 456,183
INSPECTION AND REGULATION	\$ 437,236
PROTECTION AND SAFETY	\$ 302,135
<b>TOTAL EXPENDITURES</b>	<b>\$ 6,099,041,073</b>

**STATE OF ARIZONA  
FIDUCIARY FUNDS  
STATEMENT OF EXPENDITURES - APPROPRIATION TO ACTUAL  
BUDGETARY (LEGAL) BASIS  
FOR THE YEAR ENDED JUNE 30, 2009**

	<b>JULY 1, 2008 CONTINUING APPROPRIATION AUTHORITY</b>	<b>GENERAL APPROPRIATIONS</b>	<b>CAPITAL OUTLAY APPROPRIATIONS</b>
<b>GENERAL GOVERNMENT</b>			
<b>DEPARTMENT OF ADMINISTRATION</b>			
CERTIFICATES OF PARTICIPATION FUND			
PLTO 1 Project Management FY02 - 03	\$ 55,659	\$ 0	\$ 0
PLTO 1 Project Management FY01 - 02	1	0	0
PLTO 1 Backfill Space Renovations	106,402	0	0
PLTO 1 Backfill Agency Relocations FY02 - 03	243,490	0	0
PLTO 1 Backfill Agency Relocations FY01 - 02	4	0	0
TOTAL FUND	<u>\$ 405,556</u>	<u>\$ 0</u>	<u>\$ 0</u>
<b>ATTORNEY GENERAL</b>			
AGENCY SERVICES FUND			
Operating Lump Sum Appropriation	\$ 0	\$ 12,329,300	\$ 0
Cash Transfer To General Fund	0	159,300	0
Administrative Adjustments	0	0	0
TOTAL FUND	<u>\$ 0</u>	<u>\$ 12,488,600</u>	<u>\$ 0</u>
<b>DEPARTMENT OF COMMERCE</b>			
COMMERCE DEVELOPMENT BOND FUND			
Operating Lump Sum Appropriation	\$ 0	\$ 139,500	\$ 0
Cash Transfer To General Fund	0	0	0
TOTAL FUND	<u>\$ 0</u>	<u>\$ 139,500</u>	<u>\$ 0</u>
<b>DEPARTMENT OF COMMERCE</b>			
AZ 21ST CENTURY COMPETITIVE INITIATIVE FUND			
Commerce And Econ Development Commission	\$ 14,812,002	\$ 0	\$ 0
Cash Transfer To General Fund	0	0	0
TOTAL FUND	<u>\$ 14,812,002</u>	<u>\$ 0</u>	<u>\$ 0</u>
<b>ARIZONA STATE RETIREMENT SYSTEM</b>			
STATE RETIREMENT SYSTEM ADMIN ACCT			
Health Insurance Premium Payment	\$ 13,016	\$ 0	\$ 0
Optional Forms Of Retirement	50,000	0	0
ASRS Administration Procedures	0	0	0
Divestments Terrorism Countries	0	0	0
Operating Lump Sum Appropriation	0	17,365,600	0
Information Technology Plan	0	2,747,100	0
Information Technology Plan	1,626,974	0	0
Automation Project Costs	369,630	0	0
Burke Retirement Fund	320	0	0
Iran Public Fund Divestment	0	0	0
Automated Systems Dev (FY93)	2,153	0	0
Administrative Adjustments	0	0	0
TOTAL FUND	<u>\$ 2,062,093</u>	<u>\$ 20,112,700</u>	<u>\$ 0</u>

See accompanying notes to financial statements.

SUPPLEMENTAL APPROPRIATIONS, MID-YEAR REVERSIONS AND ADJUSTMENTS	NET APPROPRIATIONS	EXPENDITURES	LAPSED APPROPRIATION AUTHORITY	JUNE 30, 2009 CONTINUING APPROPRIATION AUTHORITY
\$ 0	\$ 55,659	\$ 0	\$ 0	\$ 55,659
0	1	0	1	0
0	106,402	0	0	106,402
0	243,490	0	0	243,490
0	4	0	4	0
<u>\$ 0</u>	<u>\$ 405,556</u>	<u>\$ 0</u>	<u>\$ 5</u>	<u>\$ 405,551</u>
\$ 1,049,500	\$ 13,378,800	\$ 12,364,418	\$ 1,014,382	\$ 0
0	159,300	159,300	0	0
168,173	168,173	168,173	0	0
<u>\$ 1,217,673</u>	<u>\$ 13,706,273</u>	<u>\$ 12,691,891</u>	<u>\$ 1,014,382</u>	<u>\$ 0</u>
\$ 5,200	\$ 144,700	\$ 137,286	\$ 7,414	\$ 0
1,144,000	1,144,000	1,144,000	0	0
<u>\$ 1,149,200</u>	<u>\$ 1,288,700</u>	<u>\$ 1,281,286</u>	<u>\$ 7,414</u>	<u>\$ 0</u>
\$ 0	\$ 14,812,002	\$ 13,945,880	\$ 0	\$ 866,122
25,736,047	25,736,047	25,736,047	0	0
<u>\$ 25,736,047</u>	<u>\$ 40,548,049</u>	<u>\$ 39,681,927</u>	<u>\$ 0</u>	<u>\$ 866,122</u>
\$ 0	\$ 13,016	\$ 0	\$ 13,016	\$ 0
0	50,000	49,128	0	872
137,607	137,607	123,378	0	14,229
60,000	60,000	15,600	0	44,400
834,800	18,200,400	16,614,079	1,586,321	0
71,900	2,819,000	2,819,000	0	0
0	1,626,974	1,195,005	431,969	0
0	369,630	0	369,630	0
0	320	0	320	0
30,000	30,000	15,600	0	14,400
0	2,153	0	2,153	0
13,142	13,142	13,142	0	0
<u>\$ 1,147,449</u>	<u>\$ 23,322,242</u>	<u>\$ 20,844,931</u>	<u>\$ 2,403,409</u>	<u>\$ 73,901</u>

See accompanying notes to financial statements.

**STATE OF ARIZONA  
FIDUCIARY FUNDS  
STATEMENT OF EXPENDITURES - APPROPRIATION TO ACTUAL  
BUDGETARY (LEGAL) BASIS  
FOR THE YEAR ENDED JUNE 30, 2009**

	<b>JULY 1, 2008 CONTINUING APPROPRIATION AUTHORITY</b>	<b>GENERAL APPROPRIATIONS</b>	<b>CAPITAL OUTLAY APPROPRIATIONS</b>
<b>ARIZONA STATE RETIREMENT SYSTEM</b>			
LONG TERM DISABILITY TRUST FUND			
Operating Lump Sum Appropriation	\$ 0	\$ 2,800,000	\$ 0
Administrative Adjustments	0	0	0
<b>TOTAL FUND</b>	<b>\$ 0</b>	<b>\$ 2,800,000</b>	<b>\$ 0</b>
<b>DEPARTMENT OF REVENUE</b>			
ESTATE AND UNCLAIMED PROPERTY FUND			
Unclaimed Property Administration	\$ 0	\$ 1,608,600	\$ 0
Unclaimed Property Contract Auditor Fees	0	1,770,000	0
Cash Transfer To General Fund	0	0	0
Administrative Adjustments	0	0	0
<b>TOTAL FUND</b>	<b>\$ 0</b>	<b>\$ 3,378,600</b>	<b>\$ 0</b>
<b>DEPARTMENT OF REVENUE</b>			
LIABILITY SETOFF FUND			
Operating Lump Sum Appropriation	\$ 0	\$ 413,800	\$ 0
Cash Transfer To General Fund	0	0	0
<b>TOTAL FUND</b>	<b>\$ 0</b>	<b>\$ 413,800</b>	<b>\$ 0</b>
<b>SUPREME COURT</b>			
PUBLIC DEFENDER TRAINING FUND			
Cash Transfer To General Fund	\$ 0	\$ 0	\$ 0
<b>TOTAL FUND</b>	<b>\$ 0</b>	<b>\$ 0</b>	<b>\$ 0</b>
<b>TOTAL GENERAL GOVERNMENT</b>	<b>\$ 17,279,651</b>	<b>\$ 39,333,200</b>	<b>\$ 0</b>
<b>HEALTH AND WELFARE</b>			
<b>DEPARTMENT OF ECONOMIC SECURITY</b>			
DEPARTMENT OF LABOR GRANT FUND			
DERS Workforce Investment Act Programs	\$ 0	\$ 48,040,600	\$ 0
DERS WIA Discretionary	0	3,614,000	0
DERS WIA Operating Lump Sum	0	2,282,600	0
DERS Jobs	0	2,000,000	0
ADM WIA Operating Lump Sum	0	0	0
Administrative Adjustments	0	0	0
<b>TOTAL FUND</b>	<b>\$ 0</b>	<b>\$ 55,937,200</b>	<b>\$ 0</b>
<b>DEPARTMENT OF ECONOMIC SECURITY</b>			
FEDERAL TEMPORARY ASSISTANCE FOR NEEDY FAMILIES BLOCK GRANT ADMINISTRATION			
ADM-High Performance Bonus	\$ 21,489	\$ 0	\$ 0
ADM Finger Imaging	0	277,500	0
ADM Operating Lump Sum Appropriation	0	6,565,500	0
ADM Attorney General Legal Services	0	167,900	0

See accompanying notes to financial statements.

SUPPLEMENTAL APPROPRIATIONS, MID-YEAR REVERSIONS AND ADJUSTMENTS	NET APPROPRIATIONS	EXPENDITURES	LAPSED APPROPRIATION AUTHORITY	JUNE 30, 2009 CONTINUING APPROPRIATION AUTHORITY
\$ 0	\$ 2,800,000	\$ 2,800,000	\$ 0	\$ 0
354	354	354	0	0
<u>\$ 354</u>	<u>\$ 2,800,354</u>	<u>\$ 2,800,354</u>	<u>\$ 0</u>	<u>\$ 0</u>
\$ 25,400	\$ 1,634,000	\$ 1,401,331	\$ 232,669	\$ 0
0	1,770,000	698,583	1,071,417	0
1,352,600	1,352,600	1,352,600	0	0
132	132	132	0	0
<u>\$ 1,378,132</u>	<u>\$ 4,756,732</u>	<u>\$ 3,452,645</u>	<u>\$ 1,304,087</u>	<u>\$ 0</u>
\$ 8,200	\$ 422,000	\$ 407,646	\$ 14,354	\$ 0
986,500	986,500	986,500	0	0
<u>\$ 994,700</u>	<u>\$ 1,408,500</u>	<u>\$ 1,394,146</u>	<u>\$ 14,354</u>	<u>\$ 0</u>
\$ 35,600	\$ 35,600	\$ 35,600	\$ 0	\$ 0
<u>\$ 35,600</u>	<u>\$ 35,600</u>	<u>\$ 35,600</u>	<u>\$ 0</u>	<u>\$ 0</u>
<b><u>\$ 31,659,155</u></b>	<b><u>\$ 88,272,006</u></b>	<b><u>\$ 82,182,781</u></b>	<b><u>\$ 4,743,651</u></b>	<b><u>\$ 1,345,574</u></b>
\$ 0	\$ 48,040,600	\$ 36,080,643	\$ 11,959,957	\$ 0
0	3,614,000	2,585,793	1,028,207	0
(223,900)	2,058,700	0	2,058,700	0
0	2,000,000	2,000,000	0	0
225,000	225,000	0	225,000	0
6,857,125	6,857,125	6,857,125	0	0
<u>\$ 6,858,225</u>	<u>\$ 62,795,425</u>	<u>\$ 47,523,561</u>	<u>\$ 15,271,864</u>	<u>\$ 0</u>
\$ 0	\$ 21,489	\$ 0	\$ 0	\$ 21,489
(150,000)	127,500	47,951	79,549	0
(3,428,400)	3,137,100	2,746,729	390,371	0
100	168,000	129,656	38,344	0

See accompanying notes to financial statements.

**STATE OF ARIZONA  
FIDUCIARY FUNDS  
STATEMENT OF EXPENDITURES - APPROPRIATION TO ACTUAL  
BUDGETARY (LEGAL) BASIS  
FOR THE YEAR ENDED JUNE 30, 2009**

	<b>JULY 1, 2008 CONTINUING APPROPRIATION AUTHORITY</b>	<b>GENERAL APPROPRIATIONS</b>	<b>CAPITAL OUTLAY APPROPRIATIONS</b>
ADM Attorney General Legal Services	0	17,300	0
ADM Operating Lump Sum Appropriation	0	1,147,600	0
<i>BENEFITS AND MEDICAL ELIGIBILITY</i>			
DBME TANF Cash Benefits	0	79,297,200	0
DBME Operating Lump Sum Appropriation	0	14,934,800	0
DBME Eligibility System Upgrade (ASRP)	0	5,468,000	0
<i>CHILDREN, YOUTH AND FAMILIES</i>			
DCYF Substance Abuse Treatment (TANF)	0	2,000,000	0
DCYF - Perm Guard Subsidy	0	1,743,000	0
DCYF Emergency Placement - TANF	0	672,700	0
DCFY Foster Care Placement - TANF	0	1,148,700	0
DCYF Residential Placement - TANF	0	1,333,300	0
DCYF Children Support Svcs - TANF	0	24,557,400	0
DCYF Emergency Placement TANF - SSBG	0	2,333,700	0
DCYF Foster Care Placement TANF - SSBG	0	5,074,400	0
DCYF Resident Placement TANF - SSBG	0	9,833,300	0
DCYF Child Support Services TANF - SSBG	0	5,371,700	0
DCFY-Adoption Services Family Preservation Project	0	700,000	0
DCYF Adopt Services Family Preservation FY06	1,000,000	0	0
DCYF - Homeless Youth Intervention	0	400,000	0
DCYF Family Builders TANF (DCYJ)	0	5,200,000	0
CCCA Sliding Fee Scales TANF	2,423,734	0	0
DCYF Attorney General Legal Services	0	52,200	0
DCYF - Adoption Services TANF	0	19,302,400	0
DCYF Operating Lump Sum Appropriation	0	36,546,100	0
DCYF Healthy Families (TANF)	0	5,034,200	0
<i>EMPLOYMENT AND REHABILITATION SERVICES</i>			
DERS Fed Reed Act Grant 4050	0	3,236,500	0
Administration Federal Reed Act Grant 4050	0	259,200	0
Day Care Subsidy Care TANF	0	15,083,100	0
Jobs	0	18,246,500	0
Transitional Child Care	0	36,193,000	0
Day Care Subsidy	0	64,285,800	0
DERS Operating Lump Sum Appropriation	0	5,897,400	0
DERS Operating Lump Sum Appropriation	0	10,508,800	0
<i>AGING AND COMMUNITY SERVICES</i>			
DACS Coordinated Hunger Program	0	500,000	0
DACS - TANF Short-Term Crisis Services	2	0	0
DACS Operating Lump Sum TANF	0	247,500	0
DACS Community And Emergency Services	0	5,424,900	0
DACS Coordinated Homeless Program	0	1,649,500	0
DACS Domestic Violence Prevention	0	6,620,700	0
DACS-Marriage Skills Training	9,301	0	0
DACS-Marriage and Communication Skills	20,983	0	0
DACS-Marriage Handbook	540	0	0
Administrative Adjustments	0	0	0
<b>TOTAL FUND</b>	<b>\$ 3,476,049</b>	<b>\$ 397,331,800</b>	<b>\$ 0</b>

See accompanying notes to financial statements.

SUPPLEMENTAL APPROPRIATIONS, MID-YEAR REVERSIONS AND ADJUSTMENTS				JUNE 30, 2009	
	NET APPROPRIATIONS	EXPENDITURES	LAPSED APPROPRIATION AUTHORITY	CONTINUING APPROPRIATION AUTHORITY	
0	17,300	12,756	4,544	0	
(323,900)	823,700	370,559	453,141	0	
(14,000,000)	65,297,200	64,297,200	1,000,000	0	
(1,110,300)	13,824,500	13,391,425	433,075	0	
(5,468,000)	0	0	0	0	
0	2,000,000	1,834,546	165,454	0	
0	1,743,000	1,743,000	0	0	
0	672,700	659,439	13,261	0	
0	1,148,700	1,115,670	33,030	0	
0	1,333,300	1,278,227	55,073	0	
0	24,557,400	24,022,044	535,356	0	
0	2,333,700	2,333,700	0	0	
0	5,074,400	5,074,400	0	0	
0	9,833,300	9,276,731	556,569	0	
0	5,371,700	2,510,909	2,860,791	0	
(200,000)	500,000	448,087	51,913	0	
0	1,000,000	0	0	1,000,000	
(133,300)	266,700	266,700	0	0	
(2,000,000)	3,200,000	3,192,378	7,622	0	
0	2,423,734	0	0	2,423,734	
0	52,200	39,190	13,010	0	
0	19,302,400	19,302,400	0	0	
3,566,200	40,112,300	38,111,835	2,000,465	0	
(5,034,200)	0	0	0	0	
0	3,236,500	0	3,236,500	0	
0	259,200	0	259,200	0	
32,896,800	47,979,900	28,265,996	19,713,904	0	
(4,272,800)	13,973,700	12,475,381	1,498,319	0	
(7,300,000)	28,893,000	26,755,373	2,137,627	0	
25,500,000	89,785,800	82,271,257	7,514,543	0	
2,800	5,900,200	5,900,200	0	0	
330,400	10,839,200	9,162,755	1,676,445	0	
0	500,000	473,103	26,897	0	
0	2	0	2	0	
100	247,600	188,617	58,983	0	
(636,500)	4,788,400	3,564,684	1,223,716	0	
0	1,649,500	1,432,305	217,195	0	
0	6,620,700	5,920,405	700,295	0	
0	9,301	0	9,301	0	
0	20,983	0	20,983	0	
0	540	0	540	0	
31,951,091	31,951,091	31,951,091	0	0	
<u>\$ 50,190,091</u>	<u>\$ 450,997,940</u>	<u>\$ 400,566,696</u>	<u>\$ 46,986,021</u>	<u>\$ 3,445,223</u>	

See accompanying notes to financial statements.



**STATE OF ARIZONA  
FIDUCIARY FUNDS  
STATEMENT OF EXPENDITURES - APPROPRIATION TO ACTUAL  
BUDGETARY (LEGAL) BASIS  
FOR THE YEAR ENDED JUNE 30, 2009**

	<b>JULY 1, 2008 CONTINUING APPROPRIATION AUTHORITY</b>	<b>GENERAL APPROPRIATIONS</b>	<b>CAPITAL OUTLAY APPROPRIATIONS</b>
<b>DEPARTMENT OF ECONOMIC SECURITY</b>			
<b>CHILD SUPPORT ENFORCEMENT ADMIN FUND</b>			
DCSE County Participation	\$ 0	\$ 6,845,200	\$ 0
DCSE Attorney General Legal Services	0	9,922,500	0
DCSE Genetic Testing	0	360,000	0
DCSE Operating Lump Sum Appropriation	0	48,729,300	0
Cash Transfer To General Fund	0	0	0
Administrative Adjustments	0	0	0
<b>TOTAL FUND</b>	<b>\$ 0</b>	<b>\$ 65,857,000</b>	<b>\$ 0</b>

<b>DEPARTMENT OF ECONOMIC SECURITY</b>			
<b>LONG TERM CARE SYSTEM FUND</b>			
LTC Operating Lump Sum Appropriation	\$ 0	\$ 40,744,800	\$ 0
DDD State Funded LTC Services	0	25,620,300	0
LTC Case Management	0	42,630,900	0
LTC Home And Community Based Services	0	608,905,600	0
LTC Institutional Services	0	15,164,800	0
LTC Medical Services	0	135,103,500	0
DDD Home and Communication Based System	0	848,100	0
LTC Arizona Training Program At Coolidge	0	17,083,200	0
Cash Transfer To General Fund	0	0	0
Administrative Adjustments	0	0	0
<b>TOTAL FUND</b>	<b>\$ 0</b>	<b>\$ 886,101,200</b>	<b>\$ 0</b>

<b>DEPARTMENT OF ECONOMIC SECURITY</b>			
<b>INDIRECT COST RECOVERY FUND</b>			
Adm Statewide Cost Allocation Plan Fund	\$ 0	\$ 1,000,000	\$ 0
Administrative Adjustments	0	0	0
<b>TOTAL FUND</b>	<b>\$ 0</b>	<b>\$ 1,000,000</b>	<b>\$ 0</b>

<b>ARIZONA HEALTH CARE COST CONTAINMENT SYSTEM</b>			
<b>TOBACCO PRODUCTS TAX FUND</b>			
Prop 204 - Capitation	\$ 0	\$ 54,004,600	\$ 0
<b>TOTAL FUND</b>	<b>\$ 0</b>	<b>\$ 54,004,600</b>	<b>\$ 0</b>

<b>ARIZONA HEALTH CARE COST CONTAINMENT SYSTEM</b>			
<b>AZ HEALTH CARE COST CONTAINMENT FUND</b>			
<i>ADMINISTRATION</i>			
Operating Lump Sum Appropriation	\$ 0	\$ 41,521,800	\$ 0
Operating Lump Sum Appropriation	0	0	0
Indian Advisory Council	0	116,300	0
DOA Data Center Charges	0	3,992,800	0
Office Of Administrative Hearings	0	271,300	0
DES Title XIX Pass Through	0	203,800	0
DES Eligibility	0	29,220,700	0
DES Eligibility System Upgrade	0	1,300,000	0
New & Expanded Grad Medical Ed Programs	4,494,824	0	0

See accompanying notes to financial statements.

SUPPLEMENTAL APPROPRIATIONS, MID-YEAR REVERSIONS AND ADJUSTMENTS	NET APPROPRIATIONS	EXPENDITURES	LAPSED APPROPRIATION AUTHORITY	JUNE 30, 2009 CONTINUING APPROPRIATION AUTHORITY
\$ 1,800,000	\$ 8,645,200	\$ 7,262,730	\$ 1,382,470	\$ 0
2,300	9,924,800	7,748,135	2,176,665	0
0	360,000	124,170	235,830	0
1,280,500	50,009,800	38,614,818	11,394,982	0
334,700	334,700	334,700	0	0
7,602,426	7,602,426	7,602,426		
<u>\$ 11,019,926</u>	<u>\$ 76,876,926</u>	<u>\$ 61,686,979</u>	<u>\$ 15,189,947</u>	<u>\$ 0</u>
\$ 554,000	\$ 41,298,800	\$ 31,784,045	\$ 9,514,755	\$ 0
100	25,620,400	24,993,159	627,241	0
(4,990,300)	37,640,600	31,600,292	6,040,308	0
93,346,088	702,251,688	585,861,680	116,390,008	0
5,070,900	20,235,700	17,617,938	2,617,762	0
(15,999,400)	119,104,100	108,625,234	10,478,866	0
0	848,100	500,000	348,100	0
933,800	18,017,000	14,933,491	3,083,509	0
8,306,100	8,306,100	8,306,100	0	0
22,242,375	22,242,375	22,242,375	0	0
<u>\$ 109,463,663</u>	<u>\$ 995,564,863</u>	<u>\$ 846,464,314</u>	<u>\$ 149,100,549</u>	<u>\$ 0</u>
\$ 0	\$ 1,000,000	\$ 1,000,000	\$ 0	\$ 0
1,000,000	1,000,000	1,000,000	0	0
<u>\$ 1,000,000</u>	<u>\$ 2,000,000</u>	<u>\$ 2,000,000</u>	<u>\$ 0</u>	<u>\$ 0</u>
\$ (5,007,900)	\$ 48,996,700	\$ 46,828,921	\$ 2,167,779	\$ 0
<u>\$ (5,007,900)</u>	<u>\$ 48,996,700</u>	<u>\$ 46,828,921</u>	<u>\$ 2,167,779</u>	<u>\$ 0</u>
\$ (4,713,200)	\$ 36,808,600	\$ 34,592,869	\$ 2,215,731	\$ 0
29	29	0	29	0
0	116,300	107,032	9,268	0
2,113,200	6,106,000	5,532,472	573,528	0
0	271,300	217,750	53,550	0
0	203,800	138,505	65,295	0
0	29,220,700	24,522,022	4,698,678	0
0	1,300,000	93,077	1,206,923	0
0	4,494,824	0	0	4,494,824

See accompanying notes to financial statements.

**STATE OF ARIZONA  
FIDUCIARY FUNDS  
STATEMENT OF EXPENDITURES - APPROPRIATION TO ACTUAL  
BUDGETARY (LEGAL) BASIS  
FOR THE YEAR ENDED JUNE 30, 2009**

	<b>JULY 1, 2008 CONTINUING APPROPRIATION AUTHORITY</b>	<b>GENERAL APPROPRIATIONS</b>	<b>CAPITAL OUTLAY APPROPRIATIONS</b>
<b>ACUTE CARE</b>			
Critical Access Hospitals	0	1,119,900	0
Capitation	0	1,443,017,300	0
Fee For Service	0	464,843,500	0
Reinsurance	0	88,395,000	0
Medicare Premiums	0	67,252,600	0
Graduate Medical Education	0	29,583,100	0
Mental Health - Adults	45,368	0	0
Disproportionate Share Payments	0	21,427,800	0
Rural Hospital Reimbursement	0	8,009,500	0
Breast and Cervical Cancer	0	1,164,500	0
Ticket To Work	0	5,871,900	0
<b>PROPOSITION 204</b>			
Prop 204 - Capitation	0	794,114,800	0
Prop 204 Fee-For-Service	0	195,628,100	0
Prop 204 Medicare	0	20,629,400	0
Prop 204-Reinsurance	0	85,584,000	0
Prop204 Admin Operation 100% FPL Expansion	0	5,678,100	0
Prop204 Admin Operation 100% FPL Expansion	0	0	0
Prop 204 Pass Through Admin	0	18,737,300	0
Cash Transfer To General Fund	0	0	0
Administrative Adjustments	0	0	0
<b>TOTAL FUND</b>	<b>\$ 4,540,192</b>	<b>\$ 3,327,683,500</b>	<b>\$ 0</b>
<b>ARIZONA HEALTH CARE COST CONTAINMENT SYSTEM</b>			
<b>LONG TERM CARE SYSTEM FUND</b>			
Operating Lump Sum Appropriation	\$ 0	\$ 1,023,680,200	\$ 0
Medical Clawback Payments - LTC	0	9,433,700	0
Long Term Care Board Of Nursing	0	104,900	0
Administrative Adjustments	0	0	0
<b>TOTAL FUND</b>	<b>\$ 0</b>	<b>\$ 1,033,218,800</b>	<b>\$ 0</b>
<b>ARIZONA HEALTH CARE COST CONTAINMENT SYSTEM</b>			
<b>AZ TOBACCO LITIGATION SETTLEMENT FUND</b>			
Prop 204 - Capitation	\$ 0	\$ 114,004,100	\$ 0
<b>TOTAL FUND</b>	<b>\$ 0</b>	<b>\$ 114,004,100</b>	<b>\$ 0</b>
<b>ARIZONA HEALTH CARE COST CONTAINMENT SYSTEM</b>			
<b>BUDGET NEUTRALITY COMPLIANCE FUND</b>			
Operating Lump Sum Appropriation	\$ 0	45,793,300	0
Prop 204 Pass Through Admin	0	2,841,000	0
Cash Transfer To General Fund	0	0	0
<b>TOTAL FUND</b>	<b>\$ 0</b>	<b>\$ 48,634,300</b>	<b>\$ 0</b>

See accompanying notes to financial statements.

SUPPLEMENTAL APPROPRIATIONS, MID-YEAR REVERSIONS AND ADJUSTMENTS	NET APPROPRIATIONS	EXPENDITURES	LAPSED APPROPRIATION AUTHORITY	JUNE 30, 2009 CONTINUING APPROPRIATION AUTHORITY
0	1,119,900	1,117,718	2,182	0
35,825,000	1,478,842,300	1,464,054,537	14,787,763	0
(45,000,000)	419,843,500	418,823,185	1,020,315	0
(12,286,000)	76,109,000	76,108,924	76	0
425,000	67,677,600	67,630,962	46,638	0
3,113,100	32,696,200	0	32,696,200	0
0	45,368	0	0	45,368
(28,157)	21,399,643	4,202,300	17,197,343	0
1,110,300	9,119,800	0	9,119,800	0
(400,000)	764,500	695,388	69,112	0
(1,581,143)	4,290,757	4,263,715	27,042	0
221,470,400	1,015,585,200	1,015,449,744	135,456	0
(14,000,000)	181,628,100	176,639,932	4,988,168	0
0	20,629,400	20,568,430	60,970	0
(36,225,000)	49,359,000	49,358,961	39	0
0	5,678,100	5,183,902	494,198	0
5	5	0	5	0
0	18,737,300	16,703,487	2,033,813	0
1,963,300	1,963,300	1,963,300	0	0
61,648,938	61,648,938	61,648,938	0	0
<u>\$ 213,435,772</u>	<u>\$ 3,545,659,463</u>	<u>\$ 3,449,617,147</u>	<u>\$ 91,502,124</u>	<u>\$ 4,540,192</u>
\$ 8,000,000	\$ 1,031,680,200	\$ 983,799,874	\$ 47,880,326	\$ 0
0	9,433,700	9,399,312	34,388	0
0	104,900	104,800	100	0
10,340,983	10,340,983	10,340,983	0	0
<u>\$ 18,340,983</u>	<u>\$ 1,051,559,783</u>	<u>\$ 1,003,644,969</u>	<u>\$ 47,914,814</u>	<u>\$ 0</u>
<u>\$ 0</u>	<u>\$ 114,004,100</u>	<u>\$ 114,004,100</u>	<u>\$ 0</u>	<u>\$ 0</u>
<u>\$ 0</u>	<u>\$ 114,004,100</u>	<u>\$ 114,004,100</u>	<u>\$ 0</u>	<u>\$ 0</u>
0	45,793,300	0	45,793,300	0
0	2,841,000	2,130,750	710,250	0
17,830,500	17,830,500	17,830,500	0	0
<u>\$ 17,830,500</u>	<u>\$ 66,464,800</u>	<u>\$ 19,961,250</u>	<u>\$ 46,503,550</u>	<u>\$ 0</u>

See accompanying notes to financial statements.

STATE OF ARIZONA  
FIDUCIARY FUNDS  
STATEMENT OF EXPENDITURES - APPROPRIATION TO ACTUAL  
BUDGETARY (LEGAL) BASIS  
FOR THE YEAR ENDED JUNE 30, 2009

	JULY 1, 2008 CONTINUING APPROPRIATION AUTHORITY	GENERAL APPROPRIATIONS	CAPITAL OUTLAY APPROPRIATIONS
<b>ARIZONA HEALTH CARE COST CONTAINMENT SYSTEM</b>			
TEMPORARY MEDICAL COVERAGE FUND			
Temporary Medical Coverage	\$ 0	\$ 3,247,200	\$ 0
TOTAL FUND	<u>\$ 0</u>	<u>\$ 3,247,200</u>	<u>\$ 0</u>
<b>DEPARTMENT OF HEALTH SERVICES</b>			
FEDERAL CHILD CARE AND DEVELOPMENT BLOCK GRANT			
Assurance And Licensure	\$ 0	\$ 829,200	\$ 0
TOTAL FUND	<u>\$ 0</u>	<u>\$ 829,200</u>	<u>\$ 0</u>
<b>DEPARTMENT OF HEALTH SERVICES</b>			
FEDERAL TEMPORARY ASSISTANCE FOR NEEDY FAMILIES BLOCK GRANT			
TANF Perinatal Services	\$ 47,270	\$ 0	\$ 0
TOTAL FUND	<u>\$ 47,270</u>	<u>\$ 0</u>	<u>\$ 0</u>
<b>DEPARTMENT OF HEALTH SERVICES</b>			
DISPROPORTIONATE SHARE PAYMENTS FUND			
ASH Accreditation	\$ 3,140	\$ 0	\$ 0
TOTAL FUND	<u>\$ 3,140</u>	<u>\$ 0</u>	<u>\$ 0</u>
<b>DEPARTMENT OF HEALTH SERVICES</b>			
TOBACCO SETTLEMENT			
Children BHS-Tobacco Litigation	\$ 1	\$ 0	\$ 0
TOTAL FUND	<u>\$ 1</u>	<u>\$ 0</u>	<u>\$ 0</u>
<b>DEPARTMENT OF HEALTH SERVICES</b>			
VITAL RECORDS ELECTRONIC SYSTEMS FUND			
Vital Records Maintenance	\$ 0	\$ 502,200	\$ 0
Cash Transfer To General Fund	0	0	0
Administrative Adjustments	0	0	0
TOTAL FUND	<u>\$ 0</u>	<u>\$ 502,200</u>	<u>\$ 0</u>
<b>DEPARTMENT OF HEALTH SERVICES</b>			
ARIZONA STATE HOSPITAL FUND			
Operating Lump Sum Appropriation	\$ 0	\$ 4,901,900	\$ 0
ASH Corrective Action Plan Supplemental	398,060	0	0
Community Placement Treatment	0	1,130,700	0
TOTAL FUND	<u>\$ 398,060</u>	<u>\$ 6,032,600</u>	<u>\$ 0</u>

See accompanying notes to financial statements.

SUPPLEMENTAL APPROPRIATIONS, MID-YEAR REVERSIONS AND ADJUSTMENTS	NET APPROPRIATIONS	EXPENDITURES	LAPSED APPROPRIATION AUTHORITY	JUNE 30, 2009 CONTINUING APPROPRIATION AUTHORITY
\$ 0	\$ 3,247,200	\$ 3,137,968	\$ 109,232	\$ 0
<u>\$ 0</u>	<u>\$ 3,247,200</u>	<u>\$ 3,137,968</u>	<u>\$ 109,232</u>	<u>\$ 0</u>
\$ 0	\$ 829,200	\$ 797,802	\$ 31,398	\$ 0
<u>\$ 0</u>	<u>\$ 829,200</u>	<u>\$ 797,802</u>	<u>\$ 31,398</u>	<u>\$ 0</u>
\$ 0	\$ 47,270	\$ 0	\$ 0	\$ 47,270
<u>\$ 0</u>	<u>\$ 47,270</u>	<u>\$ 0</u>	<u>\$ 0</u>	<u>\$ 47,270</u>
\$ 0	\$ 3,140	\$ 0	\$ 3,140	\$ 0
<u>\$ 0</u>	<u>\$ 3,140</u>	<u>\$ 0</u>	<u>\$ 3,140</u>	<u>\$ 0</u>
\$ 0	\$ 1	\$ 1	\$ 0	\$ 0
<u>\$ 0</u>	<u>\$ 1</u>	<u>\$ 1</u>	<u>\$ 0</u>	<u>\$ 0</u>
\$ (2,500)	\$ 499,700	\$ 468,000	\$ 31,700	\$ 0
821,400	821,400	134,200	687,200	0
28,611	28,611	28,611	0	0
<u>\$ 847,511</u>	<u>\$ 1,349,711</u>	<u>\$ 630,811</u>	<u>\$ 718,900</u>	<u>\$ 0</u>
\$ 133,300	\$ 5,035,200	\$ 4,211,357	\$ 823,843	\$ 0
0	398,060	0	0	398,060
0	1,130,700	0	1,130,700	0
<u>\$ 133,300</u>	<u>\$ 6,563,960</u>	<u>\$ 4,211,357</u>	<u>\$ 1,954,543</u>	<u>\$ 398,060</u>

See accompanying notes to financial statements.

**STATE OF ARIZONA  
FIDUCIARY FUNDS  
STATEMENT OF EXPENDITURES - APPROPRIATION TO ACTUAL  
BUDGETARY (LEGAL) BASIS  
FOR THE YEAR ENDED JUNE 30, 2009**

	<b>JULY 1, 2008 CONTINUING APPROPRIATION AUTHORITY</b>	<b>GENERAL APPROPRIATIONS</b>	<b>CAPITAL OUTLAY APPROPRIATIONS</b>
<b>DEPARTMENT OF HEALTH SERVICES</b>			
<b>INDIRECT COST FUND</b>			
Operating Lump Sum Appropriation	\$ 0	\$ 1,000,000	\$ 0
Cash Transfer To General Fund	0	0	0
Indirect Cost Fund	0	8,053,000	0
ADHS Indirect Costs AHCCCS - CRS	0	350,000	0
<b>TOTAL FUND</b>	<b>\$ 0</b>	<b>\$ 9,403,000</b>	<b>\$ 0</b>
<b>TOTAL HEALTH AND WELFARE</b>	<b>\$ 8,464,711</b>	<b>\$ 6,003,786,700</b>	<b>\$ 0</b>
<b>INSPECTION AND REGULATION</b>			
<b>CORPORATION COMMISSION</b>			
<b>ARIZONA ARTS TRUST FUND</b>			
Operating Lump Sum Appropriation	\$ 0	\$ 48,300	\$ 0
Cash Transfer To General Fund	0	0	0
<b>TOTAL FUND</b>	<b>\$ 0</b>	<b>\$ 48,300</b>	<b>\$ 0</b>
<b>PRIVATE POST-SECONDARY EDUCATION</b>			
<b>STUDENT TUITION RECOVERY</b>			
Cash Transfer To General Fund	\$ 0	\$ 0	\$ 0
<b>TOTAL FUND</b>	<b>\$ 0</b>	<b>\$ 0</b>	<b>\$ 0</b>
<b>DEPARTMENT OF REAL ESTATE</b>			
<b>REAL ESTATE RECOVERY FUND</b>			
Cash Transfer To General Fund	\$ 0	\$ 0	\$ 0
<b>TOTAL FUND</b>	<b>\$ 0</b>	<b>\$ 0</b>	<b>\$ 0</b>
<b>TOTAL INSPECTION AND REGULATION</b>	<b>\$ 0</b>	<b>\$ 48,300</b>	<b>\$ 0</b>
<b>EDUCATION</b>			
<b>BOARD OF MEDICAL STUDENT LOANS</b>			
<b>MEDICAL STUDENT LOAN FUND</b>			
Medical Student Financial Assistance	\$ 0	\$ 0	\$ 0
Medical Student Financial Assistance FY07 - 08	154,539	0	0
Medical Student Financial Assistance FY06 - 07	833,887	0	0
Medical Student Loans	3,944	0	0
<b>TOTAL FUND</b>	<b>\$ 992,370</b>	<b>\$ 0</b>	<b>\$ 0</b>
<b>TOTAL EDUCATION</b>	<b>\$ 992,370</b>	<b>\$ 0</b>	<b>\$ 0</b>

See accompanying notes to financial statements.

SUPPLEMENTAL APPROPRIATIONS, MID-YEAR REVERSIONS AND ADJUSTMENTS	NET APPROPRIATIONS	EXPENDITURES	LAPSED APPROPRIATION AUTHORITY	JUNE 30, 2009 CONTINUING APPROPRIATION AUTHORITY
\$ 0	\$ 1,000,000	\$ 1,000,000	\$ 0	\$ 0
5,803,200	5,803,200	5,803,200	0	0
22,700	8,075,700	7,433,663	642,037	0
0	350,000	350,000	0	0
<u>\$ 5,825,900</u>	<u>\$ 15,228,900</u>	<u>\$ 14,586,863</u>	<u>\$ 642,037</u>	<u>\$ 0</u>
<b><u>\$ 429,937,971</u></b>	<b><u>\$ 6,442,189,382</u></b>	<b><u>\$ 6,015,662,738</u></b>	<b><u>\$ 418,095,900</u></b>	<b><u>\$ 8,430,745</u></b>
\$ 2,800	\$ 51,100	\$ 51,036	\$ 64	\$ 0
500	500	500	0	0
<u>\$ 3,300</u>	<u>\$ 51,600</u>	<u>\$ 51,536</u>	<u>\$ 64</u>	<u>\$ 0</u>
\$ 600	\$ 600	\$ 600	\$ 0	\$ 0
<u>\$ 600</u>	<u>\$ 600</u>	<u>\$ 600</u>	<u>\$ 0</u>	<u>\$ 0</u>
\$ 385,100	\$ 385,100	\$ 385,100	\$ 0	\$ 0
<u>\$ 385,100</u>	<u>\$ 385,100</u>	<u>\$ 385,100</u>	<u>\$ 0</u>	<u>\$ 0</u>
<b><u>\$ 389,000</u></b>	<b><u>\$ 437,300</u></b>	<b><u>\$ 437,236</u></b>	<b><u>\$ 64</u></b>	<b><u>\$ 0</u></b>
\$ 309,800	\$ 309,800	\$ 0	\$ 0	\$ 309,800
0	154,539	0	154,539	0
0	833,887	456,183	0	377,704
0	3,944	0	3,944	0
<u>\$ 309,800</u>	<u>\$ 1,302,170</u>	<u>\$ 456,183</u>	<u>\$ 158,483</u>	<u>\$ 687,504</u>
<b><u>\$ 309,800</u></b>	<b><u>\$ 1,302,170</u></b>	<b><u>\$ 456,183</u></b>	<b><u>\$ 158,483</u></b>	<b><u>\$ 687,504</u></b>

See accompanying notes to financial statements.



STATE OF ARIZONA  
 FIDUCIARY FUNDS  
 STATEMENT OF EXPENDITURES - APPROPRIATION TO ACTUAL  
 BUDGETARY (LEGAL) BASIS  
 FOR THE YEAR ENDED JUNE 30, 2009

<b>PROTECTION AND SAFETY</b>	<b>JULY 1, 2008 CONTINUING APPROPRIATION AUTHORITY</b>	<b>GENERAL APPROPRIATIONS</b>	<b>CAPITAL OUTLAY APPROPRIATIONS</b>
<b>DEPARTMENT OF CORRECTIONS</b>			
STATE EDUCATION FUND FOR CORRECTION EDUCATION			
All Other PS And ERE (ERE)	\$ 0	\$ 127,154	\$ 0
All Other PS And ERE (PS)	0	302,746	0
Cash Transfer To General Fund	0	0	0
TOTAL FUND	<u>\$ 0</u>	<u>\$ 429,900</u>	<u>\$ 0</u>
<b>DEPARTMENT OF PUBLIC SAFETY</b>			
SEX OFFENDER MONITORING FUND			
Cash Transfer To General Fund	\$ 0	\$ 0	\$ 0
TOTAL FUND	<u>\$ 0</u>	<u>\$ 0</u>	<u>\$ 0</u>
<b>TOTAL PROTECTION AND SAFETY</b>	<u>\$ 0</u>	<u>\$ 429,900</u>	<u>\$ 0</u>
<b>TOTAL APPROPRIATED FIDUCIARY FUNG</b>	<u>\$ 26,736,732</u>	<u>\$ 6,043,598,100</u>	<u>\$ 0</u>

See accompanying notes to financial statements.

<b>SUPPLEMENTAL APPROPRIATIONS, MID-YEAR REVERSIONS AND ADJUSTMENTS</b>	<b>NET APPROPRIATIONS</b>	<b>EXPENDITURES</b>	<b>LAPSED APPROPRIATION AUTHORITY</b>	<b>JUNE 30, 2009 CONTINUING APPROPRIATION AUTHORITY</b>
\$ (1,604)	\$ 125,550	\$ 59,184	\$ 66,366	\$ 0
(4,296)	298,450	171,851	126,599	0
21,100	21,100	21,100	0	0
<u>\$ 15,200</u>	<u>\$ 445,100</u>	<u>\$ 252,135</u>	<u>\$ 192,965</u>	<u>\$ 0</u>
\$ 50,000	\$ 50,000	\$ 50,000	\$ 0	\$ 0
<u>\$ 50,000</u>	<u>\$ 50,000</u>	<u>\$ 50,000</u>	<u>\$ 0</u>	<u>\$ 0</u>
<u>\$ 65,200</u>	<u>\$ 495,100</u>	<u>\$ 302,135</u>	<u>\$ 192,965</u>	<u>\$ 0</u>
<u>\$ 462,361,126</u>	<u>\$ 6,532,695,958</u>	<u>\$ 6,099,041,073</u>	<u>\$ 423,191,063</u>	<u>\$ 10,463,823</u>

See accompanying notes to financial statements.

**THIS PAGE INTENTIONALLY  
LEFT BLANK**

STATE OF ARIZONA  
OTHER GOVERNMENTAL FUNDS  
STATEMENT OF REVENUES, EXPENDITURES AND CHANGES IN FUND BALANCE  
BUDGETARY (LEGAL) BASIS  
FOR THE YEAR ENDED JUNE 30, 2009

	FUND BALANCE JULY 1, 2008	REVENUES AND TRANSFERS IN	EXPENDITURES AND TRANSFERS OUT	FUND BALANCE JUNE 30, 2009
<b>GENERAL GOVERNMENT</b>				
<b>DEPARTMENT OF ADMINISTRATION</b>				
<b>TREASURER'S WARRANT NOTE REDEMPTION FUND</b>				
Treasurer Warrant Note Redemptions		\$ 2,146,439,034.92	\$ 2,146,439,034.92	
<b>TOTAL FUND</b>	<b>\$ -</b>	<b>\$ 2,146,439,034.92</b>	<b>\$ 2,146,439,034.92</b>	<b>\$ -</b>
<b>CERTIFICATE OF PARTICIPATION FUND</b>				
<b>Fund Administration</b>				
2001a COP		\$ 4,934,300.00	\$ 4,919,135.57	
2002b COP		12,990,300.00	11,653,733.80	
2004a COP		1,406,400.00	2,639,013.19	
2002a Health Lab - Debt Service Payments		2,667,897.84	2,542,029.83	
2002a HRIS - Debt Service Payments		4,354,000.00	4,337,688.81	
HRIS 2002a COP Draws-Interest		108,598.29	108,598.29	
2008a Forensic Unit-Draws		2,328,060.04	2,328,060.04	
2008a Forensic Unit-Ds & Rent		-	199.55	
2008a Prison Project-Ds & Rent		-	1,289.40	
2008a Prison Water Project-Ds & Rent		-	46.05	
2004b COP Debt Service Payments		3,189,200.00	3,179,127.09	
2008a COP 4000 Prison Beds		3,508,721.67	128,569,249.67	
2008a COP Waste Water Projects		118,917.71	3,346,958.12	
2008a COP Forensic Hospital		2,328,060.04	2,381,671.54	
Interest Earnings		162.55	-	
<b>Total Fund Administration</b>		<b>\$ 37,934,618.14</b>	<b>\$ 166,006,800.95</b>	
<b>Department of Administration</b>				
HRIS Project - 2002a COP		\$ 108,598.29	\$ 108,598.29	
Cash Transfer to General Fund		-	750,000.00	
<b>Total Agency</b>		<b>\$ 108,598.29</b>	<b>\$ 858,598.29</b>	
<b>TOTAL FUND</b>	<b>\$ 207,606,466.70</b>	<b>\$ 38,043,216.43</b>	<b>\$ 166,865,399.24</b>	<b>\$ 78,784,283.89</b>
<b>STATEWIDE PAYROLL FUND</b>				
Garnishment Administration		\$ 131,646.28	\$ 6,989.59	
<b>TOTAL FUND</b>	<b>\$ 46,800.91</b>	<b>\$ 131,646.28</b>	<b>\$ 6,989.59</b>	<b>\$ 171,457.60</b>
<b>CAPITAL OUTLAY STABILIZATION FUND</b>				
<b>Department of Administration</b>				
Revenue Collections		\$ 22,073,113.90	\$ -	
Appropriated Activity		31,967.10	23,540,437.21	
<b>Total Agency</b>		<b>\$ 22,105,081.00</b>	<b>\$ 23,540,437.21</b>	
<b>Arizona Historical Society</b>				
Appropriated Activity		\$ -	\$ 194,200.00	
<b>Department of Health Services</b>				
Appropriated Activity		\$ -	\$ 1,579,061.84	
<b>Department of Emergency And Military Affairs</b>				
Appropriated Activity		\$ -	\$ 70,160.00	

See accompanying notes to financial statements.

**STATE OF ARIZONA  
OTHER GOVERNMENTAL FUNDS  
STATEMENT OF REVENUES, EXPENDITURES AND CHANGES IN FUND BALANCE  
BUDGETARY (LEGAL) BASIS  
FOR THE YEAR ENDED JUNE 30, 2009**

	<u>FUND BALANCE JULY 1, 2008</u>	<u>REVENUES AND TRANSFERS IN</u>	<u>EXPENDITURES AND TRANSFERS OUT</u>	<u>FUND BALANCE JUNE 30, 2009</u>
<b>Department of Public Safety</b>				
Appropriated Activity		\$ -	\$ 116,215.43	
<b>Supreme Court</b>				
Appropriated Activity		\$ -	\$ 50,993.71	
<b>TOTAL FUND</b>	<b><u>\$ 6,778,414.24</u></b>	<b><u>\$ 22,105,081.00</u></b>	<b><u>\$ 25,551,068.19</u></b>	<b><u>\$ 3,332,427.05</u></b>
<b>FEDERAL GRANT FUND</b>				
Bulletproof Vest Program		\$ 31,921.87	\$ 6,175.51	
Interest Earnings		0.06	-	
Emergency Response		757.52	57,442.60	
Aoada DES Grant		162,174.27	172,761.67	
<b>TOTAL FUND</b>	<b><u>\$ 110,441.33</u></b>	<b><u>\$ 194,853.72</u></b>	<b><u>\$ 236,379.78</u></b>	<b><u>\$ 68,915.27</u></b>
<b>DONATIONS FUND</b>				
Employee Recognition		\$ 5,791.94	\$ 11,167.37	
ACAAA Donations		17,535.00	22,535.00	
HRD Donated Monies		1,951.72	379.57	
911 Emergency Telecommunication		-	186,060.49	
<b>TOTAL FUND</b>	<b><u>\$ 444,172.43</u></b>	<b><u>\$ 25,278.66</u></b>	<b><u>\$ 220,142.43</u></b>	<b><u>\$ 249,308.66</u></b>
<b>STATE MONUMENT AND MEMORIAL REPAIR FUND</b>	<b><u>\$ 1,450.00</u></b>	<b><u>\$ -</u></b>	<b><u>\$ -</u></b>	<b><u>\$ 1,450.00</u></b>
<b>STATE TRAFFIC AND PARKING CONTROL FUND</b>				
Traffic And Parking Tickets Collect/Exp		\$ 5,570.00	\$ 12,197.34	
Cash Transfer to General fund		-	200.00	
<b>TOTAL FUND</b>	<b><u>\$ 8,694.26</u></b>	<b><u>\$ 5,570.00</u></b>	<b><u>\$ 12,397.34</u></b>	<b><u>\$ 1,866.92</u></b>
<b>ARIZONA STATE HOSPITAL CAPITAL CONSTRUCTION FUND</b>				
Ash Capital Constr Fd Bldg Renewal \$3.5m		\$ -	\$ 18,982.63	
<b>TOTAL FUND</b>	<b><u>\$ 18,982.63</u></b>	<b><u>\$ -</u></b>	<b><u>\$ 18,982.63</u></b>	<b><u>\$ -</u></b>
<b>CONSUMER LOSS RECOVERY FUND</b>	<b><u>\$ 17,849.62</u></b>	<b><u>\$ -</u></b>	<b><u>\$ -</u></b>	<b><u>\$ 17,849.62</u></b>
<b>PLTO COLLECTIONS AND DISBURSEMENTS FUND</b>				
Plto		\$ 10,426,072.37	\$ 11,389,561.91	
<b>TOTAL FUND</b>	<b><u>\$ 1,057,415.26</u></b>	<b><u>\$ 10,426,072.37</u></b>	<b><u>\$ 11,389,561.91</u></b>	<b><u>\$ 93,925.72</u></b>
<b>INTER-GOVERNMENTAL AND INTERAGENCY SERVICE AGREEMENT FUND</b>				
Risk Management Grants		\$ 425,102.54	\$ 302,092.58	
Hipaa		-	1,317.33	
Rule Writer ISAs		35,588.75	23,553.95	
State Employee Development System		626,377.84	1,014,841.27	
Webportal Clearing		(15,886.45)	-	
GSD ISA's		3,299,965.55	10,952,731.95	
ADOT Capital/Maintenance Projects		154,504.00	153,999.61	
Health Lab ISA		-	11,292.48	
Tenant Improvement Projects - FY05		-	0.01	
Isd ISA's		350,000.00	392,222.31	
Expansion Vehicle ISA		114,231.31	711,515.18	
Central Services Bureau		259,494.38	218,942.48	

See accompanying notes to financial statements.

STATE OF ARIZONA  
OTHER GOVERNMENTAL FUNDS  
STATEMENT OF REVENUES, EXPENDITURES AND CHANGES IN FUND BALANCE  
BUDGETARY (LEGAL) BASIS  
FOR THE YEAR ENDED JUNE 30, 2009

	FUND BALANCE JULY 1, 2008	REVENUES AND TRANSFERS IN	EXPENDITURES AND TRANSFERS OUT	FUND BALANCE JUNE 30, 2009
Employee Bus Payments		621,563.80	616,068.71	
MSD LAN		1,409,386.30	1,414,012.85	
Surplus Property ISA		1,846.69	1,846.69	
Capital Police ISA		1,582,534.36	1,659,120.89	
Capital Police Off Duty		345,167.44	364,416.27	
Capitol Police Seizures		931.92	931.92	
Non-Appropriated		(29,500.00)	-	
Cash Transfer to General Fund		-	44,900.00	
<b>TOTAL FUND</b>	<b>\$ 10,604,098.65</b>	<b>\$ 9,181,308.43</b>	<b>\$ 17,883,806.48</b>	<b>\$ 1,901,600.60</b>
<b>ADOA SPECIAL EVENTS FUND</b>				
Special Events Conference Room Set Up		\$ 23,250.00	\$ 32,251.53	
Cash Transfer to General Fund		-	100.00	
<b>TOTAL FUND</b>	<b>\$ 39,585.42</b>	<b>\$ 23,250.00</b>	<b>\$ 32,351.53</b>	<b>\$ 30,483.89</b>
<b>CREDIT CARD CLEARING FUND</b>				
Credit Card Clearing		\$ (3,532.62)	\$ 0.22	
<b>TOTAL FUND</b>	<b>\$ 8,023.29</b>	<b>\$ (3,532.62)</b>	<b>\$ 0.22</b>	<b>\$ 4,490.45</b>
<b>STATE EMPLOYEE SUGGESTION PROGRAM AWARD FUND</b>				
	<b>\$ 11.04</b>	<b>\$ -</b>	<b>\$ -</b>	<b>\$ 11.04</b>
<b>ADMINISTRATION - AFIS II COLLECTIONS FUND</b>				
AFIS II Other Agency		\$ 1,738,600.00	\$ 1,353,678.15	
Cash Transfer to General Fund		-	434,900.00	
<b>TOTAL FUND</b>	<b>\$ 1,150,929.96</b>	<b>\$ 1,738,600.00</b>	<b>\$ 1,788,578.15</b>	<b>\$ 1,100,951.81</b>
<b>CO-OP STATE PURCHASING FUND</b>				
EPS Co-Op		\$ 303,768.47	\$ 838,089.00	
EPS Training Unit		33,725.00	23,910.24	
Cash Transfer to General Fund		-	66,700.00	
<b>TOTAL FUND</b>	<b>\$ 1,135,374.32</b>	<b>\$ 337,493.47</b>	<b>\$ 928,699.24</b>	<b>\$ 544,168.55</b>
<b>OFFICE OF EQUAL OPPORTUNITY</b>				
<b>FEDERAL GRANT FUND</b>				
Equal Opportunity Programs		\$ 68,000.00	\$ 69,526.33	
<b>TOTAL FUND</b>	<b>\$ 4,223.29</b>	<b>\$ 68,000.00</b>	<b>\$ 69,526.33</b>	<b>\$ 2,696.96</b>
<b>ATTORNEY GENERAL</b>				
<b>STREET GANG ENFORCEMENT REVOLVING FUND</b>				
Criminal Division		\$ 142,421.00	\$ 108,572.69	
Cash Transfer to General Fund		-	1,400.00	
<b>TOTAL FUND</b>	<b>\$ 2,413.00</b>	<b>\$ 142,421.00</b>	<b>\$ 109,972.69</b>	<b>\$ 34,861.31</b>
<b>ATTORNEY GENERAL FEDERAL GRANT FUND</b>				
Finance Division		\$ 1,283,342.45	\$ 705,171.21	
Public Advocacy Division		165,842.49	130,107.90	
Civil Rights Division		722,983.00	720,154.00	
Criminal Division		2,644,536.23	2,926,228.80	
<b>TOTAL FUND</b>	<b>\$ 2,060,198.24</b>	<b>\$ 4,816,704.17</b>	<b>\$ 4,481,661.91</b>	<b>\$ 2,395,240.50</b>

STATE OF ARIZONA  
OTHER GOVERNMENTAL FUNDS  
STATEMENT OF REVENUES, EXPENDITURES AND CHANGES IN FUND BALANCE  
BUDGETARY (LEGAL) BASIS  
FOR THE YEAR ENDED JUNE 30, 2009

	FUND BALANCE JULY 1, 2008	REVENUES AND TRANSFERS IN	EXPENDITURES AND TRANSFERS OUT	FUND BALANCE JUNE 30, 2009
<b>AG INTERAGENCY SERVICE AGREEMENTS FUND</b>				
Appropriated Activity		\$ 12,337,260.77	\$ 12,691,891.47	
<b>TOTAL FUND</b>	<b>\$ 435,733.15</b>	<b>\$ 12,337,260.77</b>	<b>\$ 12,691,891.47</b>	<b>\$ 81,102.45</b>
<b>VICTIM WITNESS ASSISTANCE FUND</b>				
Criminal Division		\$ 77,900.00	\$ 58,979.37	
Cash Transfer to General Fund		-	600.00	
<b>TOTAL FUND</b>	<b>\$ -</b>	<b>\$ 77,900.00</b>	<b>\$ 59,579.37</b>	<b>\$ 18,320.63</b>
<b>INTER-GOVERNMENTAL AND INTERAGENCY SERVICE AGREEMENT FUND</b>				
Finance Division		\$ 173,867.16	\$ 9,135.10	
Public Advocacy Division		103,139.53	137,460.45	
Cash Transfer to General Fund		-	200.00	
<b>TOTAL FUND</b>	<b>\$ 191,045.71</b>	<b>\$ 277,006.69</b>	<b>\$ 146,795.55</b>	<b>\$ 321,256.85</b>
<b>AUDITOR GENERAL</b>				
<b>AUDIT SERVICES REVOLVING FUND</b>				
Audit Services Revolving Fund		\$ 2,225,163.80	\$ 2,174,266.00	
<b>TOTAL FUND</b>	<b>\$ 870,937.81</b>	<b>\$ 2,225,163.80</b>	<b>\$ 2,174,266.00</b>	<b>\$ 921,835.61</b>
<b>COURT OF APPEALS DIVISION I</b>				
<b>JUDICIAL COLLECTION ENHANCEMENT FUND</b>				
Surcharge		\$ 55,575.06	-	
Intrafund Transfers		-	38.75	
<b>TOTAL FUND</b>	<b>\$ 559,406.68</b>	<b>\$ 55,575.06</b>	<b>\$ 38.75</b>	<b>\$ 614,942.99</b>
<b>INTER-GOVERNMENTAL AND INTERAGENCY SERVICE AGREEMENT FUND</b>				
State Grants - JCEF Grant		\$ (6,760.91)	-	
<b>TOTAL FUND</b>	<b>\$ 6,760.91</b>	<b>\$ (6,760.91)</b>	<b>\$ -</b>	<b>\$ -</b>
<b>COURT OF APPEALS DIVISION I COLLECTION ENHANCEMENT FUND</b>				
Fee Collec & Processing Improv - Local		\$ 24,251.81	-	
Intrafund Transfers		-	16.68	
<b>TOTAL FUND</b>	<b>\$ 146,890.69</b>	<b>\$ 24,251.81</b>	<b>\$ 16.68</b>	<b>\$ 171,125.82</b>
<b>COURT OF APPEALS DIVISION II</b>				
<b>JUDICIAL COLLECTION ENHANCEMENT FUND</b>				
Surcharge		\$ 20,309.70	-	
<b>TOTAL FUND</b>	<b>\$ 221,263.61</b>	<b>\$ 20,309.70</b>	<b>\$ -</b>	<b>\$ 241,573.31</b>
<b>INTER-GOVERNMENTAL AND INTERAGENCY SERVICE AGREEMENT FUND</b>				
CPAF Programs		\$ 51,583.00	\$ 51,583.00	
<b>TOTAL FUND</b>	<b>\$ -</b>	<b>\$ 51,583.00</b>	<b>\$ 51,583.00</b>	<b>\$ -</b>

See accompanying notes to financial statements.

STATE OF ARIZONA  
OTHER GOVERNMENTAL FUNDS  
STATEMENT OF REVENUES, EXPENDITURES AND CHANGES IN FUND BALANCE  
BUDGETARY (LEGAL) BASIS  
FOR THE YEAR ENDED JUNE 30, 2009

	FUND BALANCE JULY 1, 2008	REVENUES AND TRANSFERS IN	EXPENDITURES AND TRANSFERS OUT	FUND BALANCE JUNE 30, 2009
<b>DEPARTMENT OF COMMERCE</b>				
<b>MILITARY INSTALLATION FUND</b>				
Community Development		\$ 228,324.53	\$ 5,613,976.98	
Cash Transfer to General Fund		-	5,066,200.00	
<b>TOTAL FUND</b>	<b>\$ 12,056,566.07</b>	<b>\$ 228,324.53</b>	<b>\$ 10,680,176.98</b>	<b>\$ 1,604,713.62</b>
<b>ARIZONA JOB TRAINING FUND</b>				
Workforce & Business Development		\$ 15,776,731.11	\$ 5,729,284.35	
Cash Transfer to General Fund		-	32,521,200.00	
<b>TOTAL FUND</b>	<b>\$ 51,858,412.02</b>	<b>\$ 15,776,731.11</b>	<b>\$ 38,250,484.35</b>	<b>\$ 29,384,658.78</b>
<b>FEDERAL GRANT FUND</b>				
Workforce & Business Development		\$ 1,952,171.76	\$ 2,030,967.54	
Strategic Research & Investment		788,609.15	832,578.84	
Community Development		274,000.00	219,335.07	
Energy Programs		5,158,895.98	5,378,081.61	
Operations		196,190.61	263,488.69	
<b>TOTAL FUND</b>	<b>\$ 1,439,090.92</b>	<b>\$ 8,369,867.50</b>	<b>\$ 8,724,451.75</b>	<b>\$ 1,084,506.67</b>
<b>COMMERCE DEVELOPMENT BOND FUND</b>				
Revenue Collection		\$ 1,813,319.15	\$ -	
Appropriated Activity		12,256.16	1,281,286.22	
<b>TOTAL FUND</b>	<b>\$ 2,018,617.27</b>	<b>\$ 1,825,575.31</b>	<b>\$ 1,281,286.22</b>	<b>\$ 2,562,906.36</b>
<b>INTER-GOVERNMENTAL AND INTERAGENCY SERVICE AGREEMENT FUND</b>				
Workforce & Business Development		\$ 113,147.00	\$ 103,876.92	
Strategic Research & Investment		908,324.00	932,730.76	
<b>TOTAL FUND</b>	<b>\$ 28,549.47</b>	<b>\$ 1,021,471.00</b>	<b>\$ 1,036,607.68</b>	<b>\$ 13,412.79</b>
<b>NURSING EDUCATION DEMONSTRATION PROJECT FUND</b>				
Workforce & Business Development		\$ 2,632,000.00	\$ 2,530,710.57	
<b>TOTAL FUND</b>	<b>\$ 2,494,283.38</b>	<b>\$ 2,632,000.00</b>	<b>\$ 2,530,710.57</b>	<b>\$ 2,595,572.81</b>
<b>ARIZONA TWENTY-FIRST CENTURY COMPETITIVE INITIATIVE FUND</b>				
Appropriated Activity		\$ 22,873,778.46	\$ 39,681,927.26	
<b>TOTAL FUND</b>	<b>\$ 16,808,148.80</b>	<b>\$ 22,873,778.46</b>	<b>\$ 39,681,927.26</b>	<b>\$ -</b>
<b>FEDERAL ECONOMIC RECOVERY FUND</b>				
Energy Programs		\$ 205,427.92	\$ 158,532.13	
<b>TOTAL FUND</b>	<b>\$ -</b>	<b>\$ 205,427.92</b>	<b>\$ 158,532.13</b>	<b>\$ 46,895.79</b>
<b>GOVERNOR'S OFFICE OF HIGHWAY SAFETY</b>				
<b>FEDERAL GRANT FUND</b>				
GOHS Federal Grants		\$ -	\$ 38,279.18	
Administration And Reporting		3,937,802.50	4,205,735.93	
Highway Safety Awareness Programs		5,222,804.85	4,872,455.71	
<b>TOTAL FUND</b>	<b>\$ 23,719.14</b>	<b>\$ 9,160,607.35</b>	<b>\$ 9,116,470.82</b>	<b>\$ 67,855.67</b>

See accompanying notes to financial statements.



**STATE OF ARIZONA  
OTHER GOVERNMENTAL FUNDS  
STATEMENT OF REVENUES, EXPENDITURES AND CHANGES IN FUND BALANCE  
BUDGETARY (LEGAL) BASIS  
FOR THE YEAR ENDED JUNE 30, 2009**

	<u>FUND BALANCE JULY 1, 2008</u>	<u>REVENUES AND TRANSFERS IN</u>	<u>EXPENDITURES AND TRANSFERS OUT</u>	<u>FUND BALANCE JUNE 30, 2009</u>
<b>DONATIONS FUND</b>				
Highway Safety Awareness Programs		\$ 37,600.00	\$ 64,678.21	
<b>TOTAL FUND</b>	<b>\$ 29,425.21</b>	<b>\$ 37,600.00</b>	<b>\$ 64,678.21</b>	<b>\$ 2,347.00</b>
<b>MOTORCYCLE SAFETY FUND</b>				
Appropriated Activity		\$ 184,026.66	\$ -	
Interfund Transfers		-	81,316.49	
<b>TOTAL FUND</b>	<b>\$ 238,433.25</b>	<b>\$ 184,026.66</b>	<b>\$ 81,316.49</b>	<b>\$ 341,143.42</b>
<b>INTER-GOVERNMENTAL AND INTERAGENCY SERVICE AGREEMENT FUND</b>				
Administration And Reporting		\$ 300,973.00	\$ 247,486.77	
Highway Safety Awareness Programs		76,616.24	174,346.94	
Cash Transfer to General Fund		-	2,300.00	
<b>TOTAL FUND</b>	<b>\$ 92,349.22</b>	<b>\$ 377,589.24</b>	<b>\$ 424,133.71</b>	<b>\$ 45,804.75</b>
<b>CONFERENCES, WORKSHOPS AND OTHER EDUCATION FUND</b>				
Governor's Highway Safety Conference		\$ 19,025.33	\$ 49,550.00	
<b>TOTAL FUND</b>	<b>\$ 56,449.78</b>	<b>\$ 19,025.33</b>	<b>\$ 49,550.00</b>	<b>\$ 25,925.11</b>
<b>GOVERNMENT INFORMATION TECHNOLOGY AGENCY</b>				
<b>FEDERAL GRANT FUND</b>				
Health Info Security & Privacy Collaboration		\$ 385,334.19	\$ 381,945.59	
Revenue Collections		15,038.72	-	
AZ3D		187,203.86	210,954.09	
PSIC - SCIP Update and PSCC Governance		120,000.00	-	
<b>TOTAL FUND</b>	<b>\$ 112,523.79</b>	<b>\$ 707,576.77</b>	<b>\$ 592,899.68</b>	<b>\$ 227,200.88</b>
<b>ANTI-RACKETEERING REVOLVING FUND</b>				
PSCC - Detail Design Interoperability		\$ 2,200,000.00	\$ -	
<b>TOTAL FUND</b>	<b>\$ -</b>	<b>\$ 2,200,000.00</b>	<b>\$ -</b>	<b>\$ 2,200,000.00</b>
<b>INTER-GOVERNMENTAL AND INTERAGENCY SERVICE AGREEMENT FUND</b>				
2-1-1 System		\$ -	\$ 21,321.82	
Arizona Broadband Connect - Survey		-	20,600.00	
SISPO Rulewriting		-	1,162.50	
Grant Oversight And Assistance		-	375,429.23	
Cash Transfer to General Fund		-	154,100.00	
<b>TOTAL FUND</b>	<b>\$ 590,585.55</b>	<b>\$ -</b>	<b>\$ 572,613.55</b>	<b>\$ 17,972.00</b>
<b>STATE WEB PORTAL FUND</b>				
Revenue Collections		\$ 1,184,490.85	\$ -	
Appropriated Activity		-	1,274,524.96	
<b>TOTAL FUND</b>	<b>\$ 97,901.33</b>	<b>\$ 1,184,490.85</b>	<b>\$ 1,274,524.96</b>	<b>\$ 7,867.22</b>
<b>OFFICE OF THE GOVERNOR</b>				
<b>FEDERAL GRANT FUND</b>				
Governor's Office Federal Grants		\$ 13,445,365.88	\$ 12,626,719.51	
Non Appropriated - Federal Grants		3,643,130.75	4,186,091.54	
Intrafund Transfers		763.00	-	
<b>TOTAL FUND</b>	<b>\$ 1,687,441.17</b>	<b>\$ 17,089,259.63</b>	<b>\$ 16,812,811.05</b>	<b>\$ 1,963,889.75</b>

See accompanying notes to financial statements.

STATE OF ARIZONA  
OTHER GOVERNMENTAL FUNDS  
STATEMENT OF REVENUES, EXPENDITURES AND CHANGES IN FUND BALANCE  
BUDGETARY (LEGAL) BASIS  
FOR THE YEAR ENDED JUNE 30, 2009

	FUND BALANCE JULY 1, 2008	REVENUES AND TRANSFERS IN	EXPENDITURES AND TRANSFERS OUT	FUND BALANCE JUNE 30, 2009
<b>COUNTY FAIRS LIVESTOCK AND AGRICULTURAL PROMOTION FUND</b>				
Non Appropriated - Federal Grants		\$ (587,346.81)	\$ (342,431.14)	
<b>TOTAL FUND</b>	<b>\$ 609,622.14</b>	<b>\$ (587,346.81)</b>	<b>\$ (342,431.14)</b>	<b>\$ 364,706.47</b>
<b>INTER-GOVERNMENTAL AND INTERAGENCY SERVICE AGREEMENT FUND</b>				
Governor's ISA Fund		\$ 1,556,711.23	\$ 1,448,495.05	
<b>TOTAL FUND</b>	<b>\$ 917,732.61</b>	<b>\$ 1,556,711.23</b>	<b>\$ 1,448,495.05</b>	<b>\$ 1,025,948.79</b>
<b>THE ARIZONA FUND</b>	<b>\$ 6.16</b>	<b>\$ -</b>	<b>\$ -</b>	<b>\$ 6.16</b>
<b>GOVERNOR'S DONATION FUND</b>				
Promotional & Public Service Activities		\$ 34,850.00	\$ 14,506.19	
<b>TOTAL FUND</b>	<b>\$ 15,184.44</b>	<b>\$ 34,850.00</b>	<b>\$ 14,506.19</b>	<b>\$ 35,528.25</b>
<b>INDIRECT COST RECOVERY FUND</b>				
Indirect Cost		\$ 664,519.43	\$ 365,358.63	
<b>TOTAL FUND</b>	<b>\$ 18,452.18</b>	<b>\$ 664,519.43</b>	<b>\$ 365,358.63</b>	<b>\$ 317,612.98</b>
<b>ARIZONA DEPARTMENT OF HOUSING</b>				
<b>FEDERAL GRANT FUND</b>				
Home Program		\$ 9,002,673.17	\$ 8,958,239.37	
CDBG Program		13,056,158.45	13,036,912.22	
Public Housing Authority		43,063,643.28	42,938,105.03	
Special Needs Federal Grants		9,318,950.31	9,321,923.64	
NFMC Federal Grant		789,361.80	886,955.10	
NSP - HERA Funding		220,000.00	206,800.62	
<b>TOTAL FUND</b>	<b>\$ 1,086,996.77</b>	<b>\$ 75,450,787.01</b>	<b>\$ 75,348,935.98</b>	<b>\$ 1,188,847.80</b>
<b>ARIZONA DEPARTMENT OF HOUSING PROGRAM FUND</b>				
HPF Employee Recognition Program		\$ 500.00	\$ 522.09	
Non-Approp Special Revenue Funds Activity		6,487,610.12	3,491,816.18	
Appropriated Activity		-	3,875,300.00	
<b>TOTAL FUND</b>	<b>\$ 5,850,982.95</b>	<b>\$ 6,488,110.12</b>	<b>\$ 7,367,638.27</b>	<b>\$ 4,971,454.80</b>
<b>HOUSING DEVELOPMENT FUND</b>				
HDF Prison Cities		\$ -	\$ 8,766.31	
<b>TOTAL FUND</b>	<b>\$ 8,766.31</b>	<b>\$ -</b>	<b>\$ 8,766.31</b>	<b>\$ -</b>
<b>INTER-GOVERNMENTAL AND INTERAGENCY SERVICE AGREEMENT FUND</b>				
DES - Homelessness Trust Fund ISA		\$ -	\$ 1,108.82	
Housing Finance Authority Programs		5,425,025.77	6,596,723.38	
Cash Transfer to General Fund		-	4,400.00	
<b>TOTAL FUND</b>	<b>\$ 5,487,420.42</b>	<b>\$ 5,425,025.77</b>	<b>\$ 6,602,232.20</b>	<b>\$ 4,310,213.99</b>

See accompanying notes to financial statements.

STATE OF ARIZONA  
OTHER GOVERNMENTAL FUNDS  
STATEMENT OF REVENUES, EXPENDITURES AND CHANGES IN FUND BALANCE  
BUDGETARY (LEGAL) BASIS  
FOR THE YEAR ENDED JUNE 30, 2009

	FUND BALANCE JULY 1, 2008	REVENUES AND TRANSFERS IN	EXPENDITURES AND TRANSFERS OUT	FUND BALANCE JUNE 30, 2009
<b>OFFICE OF ADMINISTRATIVE HEARINGS</b>				
<b>INTER-GOVERNMENTAL AND INTERAGENCY SERVICE AGREEMENT FUND</b>				
OAH Contractual Services		\$ 1,490,369.65	\$ 1,489,997.66	
<b>TOTAL FUND</b>	<b>\$ (368.15)</b>	<b>\$ 1,490,369.65</b>	<b>\$ 1,489,997.66</b>	<b>\$ 3.84</b>
<b>HEALTHCARE GROUP FUND</b>				
Revenue Collections		\$ 14,500.00	\$ -	
Appropriated Activity		-	14,500.00	
<b>TOTAL FUND</b>	<b>\$ -</b>	<b>\$ 14,500.00</b>	<b>\$ 14,500.00</b>	<b>\$ -</b>
<b>AHCCCS DONATION FUND</b>	<b>\$ 0.96</b>	<b>\$ -</b>	<b>\$ -</b>	<b>\$ 0.96</b>
<b>DEPARTMENT OF HOMELAND SECURITY</b>				
<b>FEDERAL GRANT FUND</b>				
Federal Grants		\$ 10,350,870.00	\$ 10,925,730.80	
State Homeland Security Grant Program		5,295,500.00	5,451,380.79	
Buffer Zone Protection Program		270,700.00	269,957.60	
Law Enforcement Terrorism Prevent Prog		3,383,100.00	3,383,412.80	
Citizen Corps Program		135,850.00	134,816.70	
Public Safety Interoperable Comm Grant		2,187,450.00	2,187,174.59	
Urban Area Security Initiative		9,802,650.00	9,800,853.32	
UASI Non-Profit Security Grant		32,825.00	32,726.00	
Metropolitan Medical Response System		343,900.00	344,577.34	
Stone Garden Program		3,246,900.00	3,246,251.84	
Interop. Emergency Communications Grant		24,300.00	24,266.11	
Emergency Management Performance Grant		5,821,300.00	5,820,808.02	
Transit Security Grant Program		40,875.00	40,570.39	
<b>TOTAL FUND</b>	<b>\$ 823,604.72</b>	<b>\$ 40,936,220.00</b>	<b>\$ 41,662,526.30</b>	<b>\$ 97,298.42</b>
<b>ARIZONA STATE LIBRARY, ARCHIVES AND PUBLIC RECORDS</b>				
<b>FEDERAL GRANT FUND</b>				
Federal Grants		\$ 801,183.75	\$ 895,973.84	
Library Services & Technology Act		3,013,826.00	2,960,190.12	
<b>TOTAL FUND</b>	<b>\$ 147,298.14</b>	<b>\$ 3,815,009.75</b>	<b>\$ 3,856,163.96</b>	<b>\$ 106,143.93</b>
<b>DONATIONS FUND</b>				
Centennial 2012		\$ (15,754.00)	\$ 6,695.95	
<b>TOTAL FUND</b>	<b>\$ 153,504.26</b>	<b>\$ (15,754.00)</b>	<b>\$ 6,695.95</b>	<b>\$ 131,054.31</b>
<b>STATE LIBRARY FUND</b>				
State Library Collections		\$ 127,752.10	\$ 148,994.46	
Programs And Events		(120,659.96)	29,581.32	
Braille Talking Book Library		198,335.71	93,975.81	
Cash Transfer to General Fund		-	100,700.00	
<b>TOTAL FUND</b>	<b>\$ 526,396.47</b>	<b>\$ 205,427.85</b>	<b>\$ 373,251.59</b>	<b>\$ 358,572.73</b>
<b>RECORDS SERVICES FUND</b>				
Appropriated Activity		\$ 759,832.75	\$ 942,299.20	
<b>TOTAL FUND</b>	<b>\$ 409,633.33</b>	<b>\$ 759,832.75</b>	<b>\$ 942,299.20</b>	<b>\$ 227,166.88</b>

See accompanying notes to financial statements.

STATE OF ARIZONA  
OTHER GOVERNMENTAL FUNDS  
STATEMENT OF REVENUES, EXPENDITURES AND CHANGES IN FUND BALANCE  
BUDGETARY (LEGAL) BASIS  
FOR THE YEAR ENDED JUNE 30, 2009

	FUND BALANCE JULY 1, 2008	REVENUES AND TRANSFERS IN	EXPENDITURES AND TRANSFERS OUT	FUND BALANCE JUNE 30, 2009
<b>GIFT SHOP REVOLVING FUND</b>				
Arizona Capitol Museum		\$ 63,689.76	\$ 72,692.19	
Cash Transfer to General Fund		-	500.00	
<b>TOTAL FUND</b>	<b>\$ 139,331.17</b>	<b>\$ 63,689.76</b>	<b>\$ 73,192.19</b>	<b>\$ 129,828.74</b>
<b>DEPARTMENT OF REVENUE</b>				
<b>ESTATE AND UNCLAIMED PROPERTY FUND</b>				
Appropriated Activity		\$ 192.69	\$ 3,452,645.15	
Cash and Cash Equivalents	\$ 1,796,147.98			\$ 1,795,835.73
Agency Fund Deposits	110,830.20			110,830.20
Due to Others	(26,506,475.95)			(29,958,616.16)
<b>TOTAL FUND</b>	<b>\$ (24,599,497.77)</b>	<b>\$ 192.69</b>	<b>\$ 3,452,645.15</b>	<b>\$ (28,051,950.23)</b>
<b>REVENUE INCOME TAX</b>				
Income Refunds And Distributions		\$ (209,426.18)	-	
Intrafund Transfers		1,115.85	-	
<b>TOTAL FUND</b>	<b>\$ 433,186.62</b>	<b>\$ (208,310.33)</b>	<b>\$ -</b>	<b>\$ 224,876.29</b>
<b>URBAN REVENUE SHARING FUND</b>				
<b>TOTAL FUND</b>	<b>\$ 1.00</b>	<b>\$ -</b>	<b>\$ -</b>	<b>\$ 1.00</b>
<b>REVENUE PUBLICATION REVOLVING</b>				
Education And Outreach		\$ 106,159.68	\$ 105,027.39	
<b>TOTAL FUND</b>	<b>\$ 10,753.17</b>	<b>\$ 106,159.68</b>	<b>\$ 105,027.39</b>	<b>\$ 11,885.46</b>
<b>LIABILITY SETOFF FUND</b>				
Appropriated Activity		\$ 710,514.00	\$ 1,394,145.58	
<b>TOTAL FUND</b>	<b>\$ 896,433.21</b>	<b>\$ 710,514.00</b>	<b>\$ 1,394,145.58</b>	<b>\$ 212,801.63</b>
<b>EMPLOYEE RECOGNITION FUND</b>				
Support Services		-	\$ (2,905.79)	
<b>TOTAL FUND</b>	<b>\$ 1,224.90</b>	<b>\$ -</b>	<b>\$ (2,905.79)</b>	<b>\$ 4,130.69</b>
<b>CLIENT COUNTY EQUIPMENT CAPITALIZATION FUND</b>				
Local Jurisdictions		\$ 213,540.00	\$ 116,111.80	
Cash Transfer to General Fund		-	147,500.00	
<b>TOTAL FUND</b>	<b>\$ 298,152.99</b>	<b>\$ 213,540.00</b>	<b>\$ 263,611.80</b>	<b>\$ 248,081.19</b>
<b>PUBLIC-PRIVATE PARTNERSHIP CONTRACT FUND</b>				
BRITS		\$ 6,335,931.01	\$ 6,335,931.01	
<b>TOTAL FUND</b>	<b>\$ -</b>	<b>\$ 6,335,931.01</b>	<b>\$ 6,335,931.01</b>	<b>\$ -</b>
<b>ESCHEATED ESTATES FUND</b>				
Appropriated Activity		-	\$ 189,600.00	
Cash and Cash Equivalents	\$ 379,209.87			\$ 798.53
Due to Others	(379,209.87)			(190,398.53)
<b>TOTAL FUND</b>	<b>\$ -</b>	<b>\$ -</b>	<b>\$ 189,600.00</b>	<b>\$ (189,600.00)</b>

STATE OF ARIZONA  
OTHER GOVERNMENTAL FUNDS  
STATEMENT OF REVENUES, EXPENDITURES AND CHANGES IN FUND BALANCE  
BUDGETARY (LEGAL) BASIS  
FOR THE YEAR ENDED JUNE 30, 2009

	FUND BALANCE JULY 1, 2008	REVENUES AND TRANSFERS IN	EXPENDITURES AND TRANSFERS OUT	FUND BALANCE JUNE 30, 2009
<b>SUPREME COURT</b>				
<b>JUDICIAL COLLECTION ENHANCEMENT FUND</b>				
Counties - Revenue Collector		\$ 12,366,703.25	\$ -	
Clerk Of Court Revenues		10,397.11	-	
Supreme Court Revenue Collections		3,401,565.65	-	
Interest Earnings		143,717.11	-	
Appropriated Activity		229,767.87	15,731,213.23	
<b>TOTAL FUND</b>	<b>\$ 6,306,198.05</b>	<b>\$ 16,152,150.99</b>	<b>\$ 15,731,213.23</b>	<b>\$ 6,727,135.81</b>
<b>DEFENSIVE DRIVING SCHOOL FUND</b>				
Defensive Driving Regulation		\$ 3,847,064.54	\$ -	
Interest Earnings		62,037.59	-	
Appropriated Activity		4,816.87	5,273,155.36	
<b>TOTAL FUND</b>	<b>\$ 3,358,904.63</b>	<b>\$ 3,913,919.00</b>	<b>\$ 5,273,155.36</b>	<b>\$ 1,999,668.27</b>
<b>ARIZONA LENGTHY TRIAL FUND</b>				
Counties - Revenue Collector		\$ 914,491.41	\$ -	
Reimbursement Of Juror Costs		9,848.59	557,557.45	
Cash Transfer to General Fund		-	957,200.00	
<b>TOTAL FUND</b>	<b>\$ 880,132.00</b>	<b>\$ 924,340.00</b>	<b>\$ 1,514,757.45</b>	<b>\$ 289,714.55</b>
<b>CRIMINAL CASE PROCESSING AND ENFORCEMENT IMPROVEMENT FUND</b>				
<b>TOTAL FUND</b>	<b>\$ 14,219.29</b>	<b>\$ -</b>	<b>\$ -</b>	<b>\$ 14,219.29</b>
<b>CERTIFIED REPORTERS FUND</b>				
Court Reporter Certification & Licensing		\$ 100,369.80	\$ 113,789.01	
Cash Transfer to General Fund		-	1,300.00	
<b>TOTAL FUND</b>	<b>\$ 127,768.79</b>	<b>\$ 100,369.80</b>	<b>\$ 115,089.01</b>	<b>\$ 113,049.58</b>
<b>SUPERIOR COURT</b>				
<b>JUDICIAL COLLECTION ENHANCEMENT FUND</b>				
Supreme Court Activity		\$ 15,922,383.12	\$ -	
Appropriated Activity		229,767.87	15,731,213.23	
<b>TOTAL FUND</b>	<b>\$ 6,306,198.05</b>	<b>\$ 16,152,150.99</b>	<b>\$ 15,731,213.23</b>	<b>\$ 6,727,135.81</b>
<b>COMMUNITY PUNISHMENT PROGRAM FINES FUND</b>				
Community Punishment Program		\$ 34,134.55	\$ -	
<b>TOTAL FUND</b>	<b>\$ 98,637.53</b>	<b>\$ 34,134.55</b>	<b>\$ -</b>	<b>\$ 132,772.08</b>
<b>STATE AID TO DETENTION FUND</b>				
State Aid To Detention Program		\$ 1,302.62	\$ 23,137.08	
<b>TOTAL FUND</b>	<b>\$ 77,938.64</b>	<b>\$ 1,302.62</b>	<b>\$ 23,137.08</b>	<b>\$ 56,104.18</b>
<b>JUVENILE PROBATION SERVICES FUND</b>				
Treatment And Diversion		\$ 30,661,768.70	\$ 28,442,728.81	
Cash Transfer to General Fund		-	5,510,200.00	
GAAP Revenue Offset		36,004.82	-	
<b>TOTAL FUND</b>	<b>\$ 4,306,823.05</b>	<b>\$ 30,697,773.52</b>	<b>\$ 33,952,928.81</b>	<b>\$ 1,051,667.76</b>

See accompanying notes to financial statements.

STATE OF ARIZONA  
OTHER GOVERNMENTAL FUNDS  
STATEMENT OF REVENUES, EXPENDITURES AND CHANGES IN FUND BALANCE  
BUDGETARY (LEGAL) BASIS  
FOR THE YEAR ENDED JUNE 30, 2009

	FUND BALANCE JULY 1, 2008	REVENUES AND TRANSFERS IN	EXPENDITURES AND TRANSFERS OUT	FUND BALANCE JUNE 30, 2009
<b>SECRETARY OF STATE</b>				
<b>ARIZONA BLUE BOOK REVOLVING FUND</b>				
Blue Book Production		\$ 1,198.00	\$ -	
<b>TOTAL FUND</b>	<b>\$ 7,727.07</b>	<b>\$ 1,198.00</b>	<b>\$ -</b>	<b>\$ 8,925.07</b>
<b>DATA PROCESSING ACQUISITION FUND</b>				
Data Processing Upgrades		\$ 70,574.88	\$ 65,290.15	
Cash Transfer to General Fund		-	1,100.00	
<b>TOTAL FUND</b>	<b>\$ 127,406.81</b>	<b>\$ 70,574.88</b>	<b>\$ 66,390.15</b>	<b>\$ 131,591.54</b>
<b>ELECTION SYSTEMS IMPROVEMENT FUND</b>				
Help America Vote Act-Federal Funds		\$ 680,482.32	\$ -	
Appropriated Activity		-	11,773,919.43	
<b>TOTAL FUND</b>	<b>\$ 25,498,466.37</b>	<b>\$ 680,482.32</b>	<b>\$ 11,773,919.43</b>	<b>\$ 14,405,029.26</b>
<b>OFFICE OF TOURISM</b>				
<b>TOURISM FUND</b>				
State Tourism Promotion		\$ 15,997,113.11	\$ 9,138,606.14	
Tourism Fund		-	593,149.53	
Prop 302 Maricopa County Tourism Promotion		5,651,855.32	5,450,736.58	
Prop 202 Statewide Tourism Promotion		6,141,346.78	6,141,754.57	
Cash Transfer to General Fund		-	6,438,100.00	
<b>TOTAL FUND</b>	<b>\$ 6,154,847.94</b>	<b>\$ 27,790,315.21</b>	<b>\$ 27,762,346.82</b>	<b>\$ 6,182,816.33</b>
<b>INTER-GOVERNMENTAL AND INTERAGENCY SERVICE AGREEMENT FUND</b>	<b>\$ 12,670.50</b>	<b>\$ -</b>	<b>\$ -</b>	<b>\$ 12,670.50</b>
<b>TOURISM WORKSHOP FUND</b>	<b>\$ 717.76</b>	<b>\$ -</b>	<b>\$ -</b>	<b>\$ 717.76</b>
<b>STATE TREASURER</b>				
<b>TREASURER'S WARRANT NOTE PROCEEDS FUND</b>				
Treasurer Warrant Note Proceeds		\$ 2,146,489,610.75	\$ 2,146,489,610.75	
<b>TOTAL FUND</b>	<b>\$ -</b>	<b>\$ 2,146,489,610.75</b>	<b>\$ 2,146,489,610.75</b>	<b>\$ -</b>
<b>ARIZONA CONVENTION CENTER DEVELOPMENT FUND</b>				
AZ Convention Center Development		\$ 20,000,000.00	\$ 20,000,000.00	
<b>TOTAL FUND</b>	<b>\$ -</b>	<b>\$ 20,000,000.00</b>	<b>\$ 20,000,000.00</b>	<b>\$ -</b>
<b>TOBACCO SETTLEMENT</b>				
Appropriated Activity		\$ -	\$ 1.25	
<b>TOTAL FUND</b>	<b>\$ 1.25</b>	<b>\$ -</b>	<b>\$ 1.25</b>	<b>\$ -</b>
<b>ARIZONA PEACE OFFICERS' MEMORIAL FUND</b>				
Fund Administration		\$ 11,215.74	\$ 6,597.79	
<b>TOTAL FUND</b>	<b>\$ 44,219.13</b>	<b>\$ 11,215.74</b>	<b>\$ 6,597.79</b>	<b>\$ 48,837.08</b>
<b>ENDOWMENT RENTAL INCOME PREPAYMENT FUND</b>				
Fund Administration		\$ 1,031,060.73	\$ -	
<b>TOTAL FUND</b>	<b>\$ 28,332,694.22</b>	<b>\$ 1,031,060.73</b>	<b>\$ -</b>	<b>\$ 29,363,754.95</b>

See accompanying notes to financial statements.

STATE OF ARIZONA  
OTHER GOVERNMENTAL FUNDS  
STATEMENT OF REVENUES, EXPENDITURES AND CHANGES IN FUND BALANCE  
BUDGETARY (LEGAL) BASIS  
FOR THE YEAR ENDED JUNE 30, 2009

	FUND BALANCE JULY 1, 2008	REVENUES AND TRANSFERS IN	EXPENDITURES AND TRANSFERS OUT	FUND BALANCE JUNE 30, 2009
<b>CRIMINAL JUSTICE ENHANCEMENT FUND</b>				
Fund Administration		\$ (6,143.40)	\$ -	
<b>TOTAL FUND</b>	<b>\$ -</b>	<b>\$ (6,143.40)</b>	<b>\$ -</b>	<b>\$ (6,143.40)</b>
<b>RISK MANAGEMENT POOL FUND</b>	<b>\$ 11,300.61</b>	<b>\$ -</b>	<b>\$ -</b>	<b>\$ 11,300.61</b>
<b>STATE TREASURER'S MANAGEMENT FUND</b>				
Appropriated Activity		\$ 38,177.91	\$ -	
<b>TOTAL FUND</b>	<b>\$ 52,853.01</b>	<b>\$ 38,177.91</b>	<b>\$ -</b>	<b>\$ 91,030.92</b>
<b>HEALTH AND WELFARE</b>				
<b>DEPARTMENT OF ECONOMIC SECURITY</b>				
<b>FEDERAL GRANT FUND</b>				
<b>Department of Labor Grants Account</b>				
DES Revenue Recognition		\$ 55,252,402.85	\$ 6,160,156.34	
DES - Nonappropriated Administration		(2,175,134.25)	(994,995.36)	
Division of Employment And Rehab Service		204,051.13	11,148,326.48	
Division of Aging And Community Services		994,833.94	36,397,813.67	
Appropriated Activity		-	1,088,953.34	
Cash and Cash Equivalents	\$ 1,085,258.80	40,875,683.31	47,523,561.09	\$ 195,178.55
Advances to Subgrantee/Grantor	4,008,756.00			4,008,756.00
Claims Payable	(1,330,649.64)			(6,612,547.97)
Deferred Revenue	(58,369.38)			(58,369.38)
<b>Total Account</b>	<b>\$ 3,704,995.78</b>	<b>\$ 95,151,836.98</b>	<b>\$ 101,323,815.56</b>	<b>\$ (2,466,982.80)</b>
<b>Department of Education Federal Grants Account</b>				
DES Revenue Recognition		\$ 75,676,029.96	\$ 6,521,653.69	
DES - Nonappropriated Administration		10,801,308.07	11,252,956.89	
Division of Developmental Disabilities		546,801.56	11,193,518.24	
Division of Employment And Rehab Service		-	3,893,979.00	
Cash and Cash Equivalents	\$ 413,060.57	9,161,074.50	64,144,270.75	\$ 3,853.53
Claims Payable	(80,927.00)			(492,884.44)
<b>Total Account</b>	<b>\$ 332,133.57</b>	<b>\$ 96,185,214.09</b>	<b>\$ 97,006,378.57</b>	<b>\$ (489,030.91)</b>
<b>DHHS Federal Grants Account</b>				
DES Revenue Recognition		\$ 328,630,542.05	\$ 73,868,617.28	
DES - Nonappropriated Administration		36,276,983.30	25,176,330.81	
Division of Developmental Disabilities		7,373,405.21	23,356,220.88	
Division of Benefits And Med Eligibility		-	34,368.21	
Division of Children Youth And Families		-	25,469,309.43	
Division of Employment And Rehab Service		160,259,227.32	314,491,793.26	
Division of Aging And Community Services		851,313.12	4,218,330.94	
Cash and Cash Equivalents	\$ 2,143,342.78	3,157,493.69	71,737,013.79	\$ 968.43
Claims Payable	(718,744.64)			(379,390.20)
<b>Total Account</b>	<b>\$ 1,424,598.14</b>	<b>\$ 536,548,964.69</b>	<b>\$ 538,351,984.60</b>	<b>\$ (378,421.77)</b>
<b>USDA Federal Grants Account</b>				
DES Revenue Recognition		\$ 45,577,866.06	\$ 5,682,345.00	
DES - Nonappropriated		3,213,623.91	4,731,074.03	

See accompanying notes to financial statements.

STATE OF ARIZONA  
OTHER GOVERNMENTAL FUNDS  
STATEMENT OF REVENUES, EXPENDITURES AND CHANGES IN FUND BALANCE  
BUDGETARY (LEGAL) BASIS  
FOR THE YEAR ENDED JUNE 30, 2009

	FUND BALANCE JULY 1, 2008	REVENUES AND TRANSFERS IN	EXPENDITURES AND TRANSFERS OUT	FUND BALANCE JUNE 30, 2009
Administration		5,052,222.18	9,155,116.73	
Division of Benefits And Med Eligibility		30,821,920.72	66,125,804.68	
Division of Employment And Rehab Service		30,000.00	223,384.03	
Division of Aging And Community Services		72,233.55	1,039,742.79	
Cash and Cash Equivalents	\$ 2,265,473.09			\$ 73,371.21
Claims Payable	(2,502.65)			(1.61)
Deferred Revenue	(76,433.00)			(76,433.00)
<b>Total Account</b>	<b>\$ 2,186,537.44</b>	<b>\$ 84,767,866.42</b>	<b>\$ 86,957,467.26</b>	<b>\$ (3,063.40)</b>
<b>Other Grants Account</b>				
DES Revenue Recognition		\$ 184,302,622.60	\$ 68,301,012.38	
DES - Nonappropriated		3,118,615.63	(2,637,290.28)	
Administration		377,669.91	19,970,361.01	
Division of Developmental Disabilities		1,886,697.57	6,987,931.05	
Division of Benefits And Med Eligibility		-	70,796,734.56	
Division of Children Youth And Families		14,126,847.51	39,931,666.09	
Division of Employment And Rehab Service		61,494.00	4,606,208.32	
Division of Aging And Community Services		2,007,245.00	2,097,230.20	
Appropriated Activity		3,495,700.00	3,495,700.00	
Interfund Transfers		178,214.03	-	
Cash and Cash Equivalents	\$ 4,343,178.71			\$ 1,679.34
Claims Payable	(1,354,326.34)			(1,007,274.05)
<b>Total Account</b>	<b>\$ 2,988,852.37</b>	<b>\$ 209,555,106.25</b>	<b>\$ 213,549,553.33</b>	<b>\$ (1,005,594.71)</b>
<b>DES Clearing Account</b>				
DES Revenue Recognition		\$ 72,851,934.83	\$ 7,105,000.00	
DES - Nonappropriated		(55,563,175.50)	(61,474,607.64)	
Administration		5,829,866.09	15,069,023.87	
Division of Long Term Care		-	3,807,988.59	
Division of Developmental Disabilities		804,350.54	10,584,354.05	
Division of Benefits And Med Eligibility		1,464,685.79	24,994,864.93	
Division of Children Youth And Families		15,332,948.40	18,934,874.66	
Division of Employment And Rehab Service		2,838,982.74	20,573,074.25	
Division of Aging And Community Services		595,590.71	1,724,847.04	
Division of Child Support Enforcement		(18,643.64)	8,344,657.00	
Interfund Transfers		-	328,785.14	
Cash and Cash Equivalents	\$ 6,485,610.39			\$ 1,569.08
Claims Payable	(3,311,039.20)			(2,683,319.82)
Due to Others	(31,195.25)			(31,195.25)
<b>Total Account</b>	<b>\$ 3,143,375.94</b>	<b>\$ 44,136,539.96</b>	<b>\$ 49,992,861.89</b>	<b>\$ (2,712,945.99)</b>
<b>Temporary Assistance for Needy Families (TANF) Account</b>				
Appropriated Activity		\$ 280,335,482.76	\$ 270,416,183.76	
<b>Total Account</b>	<b>\$ 423,451.14</b>	<b>\$ 280,335,482.76</b>	<b>\$ 270,416,183.76</b>	<b>\$ 10,342,750.14</b>
<b>Child Care and Development Block Grant (CCBG)</b>				
Appropriated Activity		\$ 128,021,325.35	\$ 126,654,812.09	
<b>Total Account</b>	<b>\$ 63.73</b>	<b>\$ 128,021,325.35</b>	<b>\$ 126,654,812.09</b>	<b>\$ 1,366,576.99</b>
<b>Other Federal Accounts</b>				
DES Revenue Recognition		\$ 5,815,341.87	\$ 900,000.00	
DES - Nonappropriated		(371,754.56)	19,589.94	
Administration		19,937.59	27,043.46	

See accompanying notes to financial statements.



STATE OF ARIZONA  
OTHER GOVERNMENTAL FUNDS  
STATEMENT OF REVENUES, EXPENDITURES AND CHANGES IN FUND BALANCE  
BUDGETARY (LEGAL) BASIS  
FOR THE YEAR ENDED JUNE 30, 2009

	FUND BALANCE JULY 1, 2008	REVENUES AND TRANSFERS IN	EXPENDITURES AND TRANSFERS OUT	FUND BALANCE JUNE 30, 2009
Division of Employment And Rehab Service		-	3,536,946.53	
Division of Aging And Community Services		-	1,028,480.97	
<b>Total Account</b>	<b>\$ 97,264.32</b>	<b>\$ 5,463,524.90</b>	<b>\$ 5,512,060.90</b>	<b>\$ 48,728.32</b>
<b>TOTAL FUND</b>	<b>\$ 14,301,272.43</b>	<b>\$ 1,480,165,861.40</b>	<b>\$ 1,489,765,117.96</b>	<b>\$ 4,702,015.87</b>
<b>DEVELOPMENTALLY DISABLED CLIENT TRUST FUND</b>				
DES - Nonappropriated		\$ (2,913,036.59)	\$ (3,398.16)	
Division of Developmental Disabilities		2,970,831.48	1,270,381.48	
Cash Transfer to General Fund		-	1,450,400.00	
<b>TOTAL FUND</b>	<b>\$ 2,909,638.43</b>	<b>\$ 57,794.89</b>	<b>\$ 2,717,383.32</b>	<b>\$ 250,050.00</b>
<b>CHILD SUPPORT ENFORCEMENT ADMINISTRATION FUND</b>				
DES Revenue Recognition		\$ 23,415,154.83	\$ (22,394,001.97)	
DES - Nonappropriated		(353,409.05)	(5,113,732.43)	
Appropriated Activity		7,996,737.79	61,686,978.55	
Cash and Cash Equivalents	\$ 2,999,420.52			\$ 29,194.36
Claims Payable	(244,478.65)			(395,013.07)
<b>TOTAL FUND</b>	<b>\$ 2,754,941.87</b>	<b>\$ 31,058,483.57</b>	<b>\$ 34,179,244.15</b>	<b>\$ (365,818.71)</b>
<b>LONG-TERM CARE SYSTEM FUND</b>				
Division of Developmental Disabilities		\$ 1,650,000.00	\$ -	
DES Revenue Recognition		856,527,491.03	28,389,294.68	
DES - Nonappropriated		(6,614,848.80)	(2,370,549.76)	
Administration		-	31,481.48	
Appropriated Activity		25,039,357.52	846,464,314.31	
Interfund Transfers		328,853.17	-	
<b>TOTAL FUND</b>	<b>\$ 877,897.70</b>	<b>\$ 876,930,852.92</b>	<b>\$ 872,514,540.71</b>	<b>\$ 5,294,209.91</b>
<b>CPS EXPEDITED SUBSTANCE ABUSE TREATMENT FUND</b>				
DES - Nonappropriated		\$ -	\$ 56,140.79	
Division of Children Youth And Families		224,500.00	224,500.00	
<b>TOTAL FUND</b>	<b>\$ 303,161.65</b>	<b>\$ 224,500.00</b>	<b>\$ 280,640.79</b>	<b>\$ 247,020.86</b>
<b>JOINT SUBSTANCE ABUSE TREATMENT FUND</b>				
DES - Nonappropriated		\$ 96,182.34	\$ 227,200.00	
<b>TOTAL FUND</b>	<b>\$ 427,750.80</b>	<b>\$ 96,182.34</b>	<b>\$ 227,200.00</b>	<b>\$ 296,733.14</b>
<b>COMMUNITY-BASED MARRIAGE AND COMMUNICATION FUND</b>				
DES - Nonappropriated		\$ (947,530.78)	\$ 291,000.11	
Division of Aging And Community Services		947,530.78	900,569.92	
<b>TOTAL FUND</b>	<b>\$ 1,238,530.89</b>	<b>\$ -</b>	<b>\$ 1,191,570.03</b>	<b>\$ 46,960.86</b>
<b>TANF AND CCDF CLEARING FUND</b>				
DES Revenue Recognition		\$ 26,100,000.00	\$ 11,460,000.00	
DES - Nonappropriated		21,471,835.88	18,325,553.49	
Administration		10,012,862.97	11,306,756.05	
Division of Benefits And Med Eligibility		128,596,169.88	126,771,781.43	
Division of Children Youth And Families		99,731,409.07	99,476,423.18	
Division of Employment And Rehab Service		190,107,723.08	208,792,032.59	
Division of Aging And Community Services		12,450,330.24	12,958,576.78	

See accompanying notes to financial statements.

**STATE OF ARIZONA  
OTHER GOVERNMENTAL FUNDS  
STATEMENT OF REVENUES, EXPENDITURES AND CHANGES IN FUND BALANCE  
BUDGETARY (LEGAL) BASIS  
FOR THE YEAR ENDED JUNE 30, 2009**

	FUND BALANCE JULY 1, 2008	REVENUES AND TRANSFERS IN	EXPENDITURES AND TRANSFERS OUT	FUND BALANCE JUNE 30, 2009
Public Assistance Collections		0.26	0.57	
Cash and Cash Equivalents	\$ 1,141,557.11			\$ 9,376.50
Claims Payable	(575,429.96)			(64,042.06)
<b>TOTAL FUND</b>	<b>\$ 566,127.15</b>	<b>\$ 488,470,331.38</b>	<b>\$ 489,091,124.09</b>	<b>\$ (54,665.56)</b>
<b>FEDERAL ECONOMIC RECOVERY FUND</b>				
ARRA		\$ 24,845,291.00	\$ 24,419,248.00	
<b>TOTAL FUND</b>	<b>\$ -</b>	<b>\$ 24,845,291.00</b>	<b>\$ 24,419,248.00</b>	<b>\$ 426,043.00</b>
<b>DEVELOPMENTAL DISABILITIES FUND</b>				
DES - Nonappropriated		\$ (255,799.20)	\$ 753.06	
Division of Developmental Disabilities		36,187.53	1,075.00	
Division of Children Youth And Families		2,881.96	-	
Division of Aging And Community Services		221,563.28	98,102.17	
Non-Approp Fiduciary Activity		30,531.38	41,723.66	
Cash and Cash Equivalents	\$ 1,861,570.51			\$ 1,752,108.92
Claims Payable	(3,172.65)			-
Due to Others	(1,923,945.36)			(1,923,945.36)
<b>TOTAL FUND</b>	<b>\$ (65,547.50)</b>	<b>\$ 35,364.95</b>	<b>\$ 141,653.89</b>	<b>\$ (171,836.44)</b>
<b>REVENUE FROM STATE OR LOCAL AGENCY FUND</b>				
DES - Nonappropriated		\$ (3,318,914.50)	\$ 487,640.31	
Administration		3,947,839.10	1,753,438.36	
<b>TOTAL FUND</b>	<b>\$ 3,805,861.83</b>	<b>\$ 628,924.60</b>	<b>\$ 2,241,078.67</b>	<b>\$ 2,193,707.76</b>
<b>RISK MANAGEMENT FUND</b>				
Interfund Transfers		\$ 271,500.00	\$ -	
<b>TOTAL FUND</b>	<b>\$ -</b>	<b>\$ 271,500.00</b>	<b>\$ -</b>	<b>\$ 271,500.00</b>
<b>INDIRECT COST RECOVERY FUND</b>				
Appropriated Activity		\$ 1,000,000.00	\$ 2,000,000.00	
<b>TOTAL FUND</b>	<b>\$ 1,000,000.00</b>	<b>\$ 1,000,000.00</b>	<b>\$ 2,000,000.00</b>	<b>\$ -</b>
<b>COMMISSION FOR THE DEAF AND THE HARD OF HEARING</b>				
FEDERAL GRANT FUND	\$ 53,915.23	\$ -	\$ -	\$ 53,915.23
<b>BIOMEDICAL RESEARCH COMMISSION</b>				
<b>DISEASE CONTROL RESEARCH FUND</b>				
Unrestricted Research Administration		\$ 3,597,553.11	\$ 43,600.00	
Designated Research Programs & Projects		76,001.75	3,034,246.18	
Non-Appropriated		-	39,600.00	
<b>TOTAL FUND</b>	<b>\$ 5,409,676.82</b>	<b>\$ 3,673,554.86</b>	<b>\$ 3,117,446.18</b>	<b>\$ 5,965,785.50</b>
<b>DEPARTMENT OF ENVIRONMENTAL QUALITY</b>				
<b>FEDERAL GRANT FUND</b>				
Adeq Federal Grant Fund		\$ 3,204.68	\$ -	
Revenue Collection		(20,000.00)	-	
Revenue Collections I (Non-Approp Funds)		17,033,257.76	-	
Administrative Program Grants		-	496,428.18	
Air Grants		-	4,136,247.96	
Waste Grants		(3,204.68)	6,216,335.27	

See accompanying notes to financial statements.

**STATE OF ARIZONA  
OTHER GOVERNMENTAL FUNDS  
STATEMENT OF REVENUES, EXPENDITURES AND CHANGES IN FUND BALANCE  
BUDGETARY (LEGAL) BASIS  
FOR THE YEAR ENDED JUNE 30, 2009**

	<u>FUND BALANCE JULY 1, 2008</u>	<u>REVENUES AND TRANSFERS IN</u>	<u>EXPENDITURES AND TRANSFERS OUT</u>	<u>FUND BALANCE JUNE 30, 2009</u>
Water Grants		-	7,783,693.93	
Regional Grants		-	72,537.03	
GAAP Revenue Offsets		1,923,000.00	-	
Cash and Cash Equivalents	\$ 3,574,635.07			\$ 1,810,567.73
Claims Payable	(544,441.83)			(472,359.10)
Due to Others	(4,210,000.00)			(2,287,000.00)
<b>TOTAL FUND</b>	<b>\$ (1,179,806.76)</b>	<b>\$ 18,936,257.76</b>	<b>\$ 18,705,242.37</b>	<b>\$ (948,791.37)</b>
<b>DEQ GRANT FUND</b>				
Waste Fed Grants		\$ -	\$ 1,015.00	
<b>TOTAL FUND</b>	<b>\$ 5,072.61</b>	<b>\$ -</b>	<b>\$ 1,015.00</b>	<b>\$ 4,057.61</b>
<b>EMPLOYEE RECOGNITION FUND</b>				
Administrative Programs		\$ -	\$ 11,136.31	
Revenue Collections II(Non-Approp Funds)		8,691.26	-	
<b>TOTAL FUND</b>	<b>\$ 5,773.85</b>	<b>\$ 8,691.26</b>	<b>\$ 11,136.31</b>	<b>\$ 3,328.80</b>
<b>INTER-GOVERNMENTAL AND INTERAGENCY SERVICE AGREEMENT FUND</b>				
Revenue Collection		\$ (2,413.67)	\$ -	
Adeq Intergovernmental Agreement		-	(2,413.67)	
Intergovernmental Agreements		517,476.76	3,083,618.35	
Revenue Collections II(Non-Approp Funds)		2,640,597.76	-	
GAAP Revenue Offset		(80,000.00)	-	
Cash and Cash Equivalents	156,260.76			222,467.01
Claims Payable	(33,282.79)			(25,032.87)
Due to Others	(200,000.00)			(280,000.00)
<b>TOTAL FUND</b>	<b>\$ (77,022.03)</b>	<b>\$ 3,075,660.85</b>	<b>\$ 3,081,204.68</b>	<b>\$ (82,565.86)</b>
<b>FEDERAL ECONOMIC RECOVERY FUND</b>				
Water Quality Programs		\$ -	\$ 19,507.69	
Revenue Collections I (Non-Approp Funds)		35,846.38	-	
GAAP Revenue Offset		(30,000.00)	-	
<b>TOTAL FUND</b>	<b>\$ -</b>	<b>\$ 5,846.38</b>	<b>\$ 19,507.69</b>	<b>\$ (13,661.31)</b>
<b>INDIRECT COST FUND</b>				
Revenue Collections (Approp Funds)		\$ 3,891,012.51	\$ -	
Adeq Indirect Costs		-	(1,015.00)	
Appropriated Activity		-	8,032,051.46	
<b>TOTAL FUND</b>	<b>\$ 6,845,965.63</b>	<b>\$ 3,891,012.51</b>	<b>\$ 8,031,036.46</b>	<b>\$ 2,705,941.68</b>
<b>INDIRECT COST RECOVERY FUND</b>				
Revenue Collections II(Non-Approp Funds)		\$ -	\$ 3,889,530.12	
Federal Indirect Cost Recovery		-	(3,574,467.42)	
Indirect Cost Recovery		-	(108,696.12)	
<b>TOTAL FUND</b>	<b>\$ 333,412.59</b>	<b>\$ -</b>	<b>\$ 206,366.58</b>	<b>\$ 127,046.01</b>
<b>ADEQ PAYROLL FUND</b>	<b>\$ 92,696.06</b>	<b>\$ -</b>	<b>\$ -</b>	<b>\$ 92,696.06</b>

See accompanying notes to financial statements.

STATE OF ARIZONA  
OTHER GOVERNMENTAL FUNDS  
STATEMENT OF REVENUES, EXPENDITURES AND CHANGES IN FUND BALANCE  
BUDGETARY (LEGAL) BASIS  
FOR THE YEAR ENDED JUNE 30, 2009

	FUND BALANCE JULY 1, 2008	REVENUES AND TRANSFERS IN	EXPENDITURES AND TRANSFERS OUT	FUND BALANCE JUNE 30, 2009
<b>ARIZONA HEALTH CARE COST CONTAINMENT SYSTEM</b>				
<b>TOBACCO PRODUCTS TAX FUND</b>				
Tobacco Products Tax Fund		\$ 46,828,917.77	\$ -	
Interest Earnings		13.32	-	
Tobacco Products Tax EHS		22,299,484.77	-	
Appropriated Activity		-	68,960,721.90	
<b>TOTAL FUND</b>	<b>\$ 6,217.40</b>	<b>\$ 69,128,415.86</b>	<b>\$ 68,960,721.90</b>	<b>\$ 173,911.36</b>
<b>FEDERAL GRANT FUND</b>				
Cms Medicaid Health Info Xchg Utility		\$ 4,603,065.28	\$ 4,601,942.28	
Cms Transparency Value Driven Hlth Care		1,647,421.60	1,645,344.60	
Center For Medicare & Medicaid Svcs		328,663.81	328,663.81	
AZ Early Child Develop & Health 937757		-	60,000.00	
ADHS AsIIs Immunization Registry		84,913.38	84,913.38	
County Service Agreement Misc Transacts		19,110,528.82	19,110,528.82	
<b>TOTAL FUND</b>	<b>\$ 103,915.71</b>	<b>\$ 25,774,592.89</b>	<b>\$ 25,831,392.89</b>	<b>\$ 47,115.71</b>
<b>DONATIONS FUND</b>				
Employee Recognition Committee		\$ 23,616.99	\$ 20,508.11	
<b>TOTAL FUND</b>	<b>\$ 12,490.25</b>	<b>\$ 23,616.99</b>	<b>\$ 20,508.11</b>	<b>\$ 15,599.13</b>
<b>AHCCCS FUND</b>				
Disproportionate Share Hb2275		\$ -	\$ 67,687,544.57	
Acute Federal Revenue And Expense		3,275,809,296.19	548,332,765.69	
Fed Revenue Acute		-	228,610.76	
Acute County Revenue		52,096,433.00	-	
Acute Misc Revenue		3,376,643.41	-	
Sbs Administration Fee		385,077.96	516,117.87	
Freedom To Work Federal Revenue		2,825,760.23	-	
Freedom To Work Rev/Exp		34,475.47	-	
100% Fpl Expansion Revenue		972,549,101.68	218,752,349.85	
Hifa One Revenue		-	33,580,238.66	
Breast & Cervical Cancer Fed Rev Program		498,524.90	-	
Interest Earnings		4,316.17	-	
Appropriated Activity		643,428.50	3,449,617,147.20	
Interfund Transfers		6,726.91	-	
Cash and Cash Equivalents	\$ 11,492,653.97			\$ 1,889,080.52
Claims Payable	(1,807,983.10)			(2,703,611.70)
Agency Fund Deposits	(638,077.92)			(623,866.05)
<b>TOTAL FUND</b>	<b>\$ 9,046,592.95</b>	<b>\$ 4,308,229,784.42</b>	<b>\$ 4,318,714,774.60</b>	<b>\$ (1,438,397.23)</b>
<b>AZ LONG-TERM CARE SYSTEM FUND</b>				
LTC Fed Revenue - DES - Dd		\$ 569,031,696.49	\$ 570,921,309.09	
LTC Fed Revenue And Expense		784,626,932.40	-	
LTC County Revenue		251,127,824.00	35,661,000.00	
LTC Misc Revenue		2,810,805.33	-	
Interest Earnings		160,363.80	-	
Appropriated Activity		1,341.18	1,003,644,968.70	
<b>TOTAL FUND</b>	<b>\$ 55,359,533.87</b>	<b>\$ 1,607,758,963.20</b>	<b>\$ 1,610,227,277.79</b>	<b>\$ 52,891,219.28</b>

See accompanying notes to financial statements.

**STATE OF ARIZONA  
OTHER GOVERNMENTAL FUNDS  
STATEMENT OF REVENUES, EXPENDITURES AND CHANGES IN FUND BALANCE  
BUDGETARY (LEGAL) BASIS  
FOR THE YEAR ENDED JUNE 30, 2009**

	<u>FUND BALANCE JULY 1, 2008</u>	<u>REVENUES AND TRANSFERS IN</u>	<u>EXPENDITURES AND TRANSFERS OUT</u>	<u>FUND BALANCE JUNE 30, 2009</u>
<b>INTERGOVERNMENTAL SERVICE FUND</b>				
Hapa		\$ 263,076.00	\$ 228,081.01	
Hapa-Asa3		8,001,896.90	8,170,310.10	
Interest Earnings		23,884.76	-	
Cash Transfer to General Fund		-	1,147,700.00	
<b>TOTAL FUND</b>	<b><u>\$ 2,896,653.57</u></b>	<b><u>\$ 8,288,857.66</u></b>	<b><u>\$ 9,546,091.11</u></b>	<b><u>\$ 1,639,420.12</u></b>
<b>ARIZONA TOBACCO LITIGATION SETTLEMENT FUND</b>				
Atls Revenues		\$ 125,571,229.46	\$ 11,584,391.38	
Interest Earnings		31,352.59	-	
Appropriated Activity		-	114,004,100.00	
<b>TOTAL FUND</b>	<b><u>\$ 5,068.82</u></b>	<b><u>\$ 125,602,582.05</u></b>	<b><u>\$ 125,588,491.38</u></b>	<b><u>\$ 19,159.49</u></b>
<b>BUDGET NEUTRALITY COMPLIANCE FUND</b>				
County Contribution Expansion Bncf		\$ 2,841,000.00	\$ -	
Interest Earnings		158.59	-	
Appropriated Activity		17,830,500.00	19,961,250.00	
<b>TOTAL FUND</b>	<b><u>\$ 625.85</u></b>	<b><u>\$ 20,671,658.59</u></b>	<b><u>\$ 19,961,250.00</u></b>	<b><u>\$ 711,034.44</u></b>
<b>INTER-GOVERNMENTAL AND INTERAGENCY SERVICE AGREEMENT FUND</b>				
Health-E-Arizona		\$ 159,902.64	\$ 159,902.64	
ADHS Pasarr Pass Through		53,500.00	40,556.46	
ADHS Licensure & Certification Pass Thru		775,000.00	802,640.86	
Interagency Agreement Pass Thru		-	178,658.00	
ADHS Behavioral Health Bffs		51,908,495.40	55,551,081.65	
ADHS Crs State Match 2003		(131,824.16)	-	
ADHS Crs State Match 2003		(203,224.00)	-	
DES Dd/Vd State Match 2006		16,855.58	33,711.16	
Ahds Crs State Match 2006		(827,585.32)	-	
Adoc Inmate Programmatic		700,000.00	679,765.35	
Adoc Prisoner 100%		52,307,018.66	50,378,259.80	
Ahds Crs State Match 2007		(575,718.63)	-	
DES Dd/Vd State Match 2007		57,730.96	60,208.02	
Sm Pass-Thru DES Services FY 2008		1,403,584.45	1,403,584.45	
Sm Pass-Thru Dhs Bhs Services FY2009		319,478,403.14	311,416,468.55	
Sm Pass-Thru Dhs Services FY2009		23,829,113.02	20,692,797.68	
Sm Pass-Thru DES Services FY2009		248,843,178.92	235,705,069.88	
DES-Targeted Case Management		2,250,000.00	2,151,822.35	
Tobacco Cessation ISA		633,653.33	633,653.33	
ADES Talx Transfers		493,045.36	382,529.48	
County Service Agreement Misc Transacts		9,727,526.00	9,727,526.00	
Maricopa Cnty Med Svcs Cty Jail Inmates		438,797.02	430,260.11	
Pima County Med Svcs Cty Jail Inmates		350,000.00	208,502.87	
Pinal County Med Svcs Cty Jail Inmates		61,756.76	59,884.61	
Cochise County Med Svcs Cty Jail Inmates		13,996.61	12,053.55	
Coconino County Med Svc Cty Jail Inmate		40,000.00	-	
100% Maricopa County Inmates		6,019,628.14	5,785,055.57	
AZ Juvenile Dept of Cor 100% State Jdoc		252,510.90	151,735.12	
<b>TOTAL FUND</b>	<b><u>\$ 11,928,124.54</u></b>	<b><u>\$ 718,075,344.78</u></b>	<b><u>\$ 696,645,727.49</u></b>	<b><u>\$ 33,357,741.83</u></b>

See accompanying notes to financial statements.

**STATE OF ARIZONA  
OTHER GOVERNMENTAL FUNDS  
STATEMENT OF REVENUES, EXPENDITURES AND CHANGES IN FUND BALANCE  
BUDGETARY (LEGAL) BASIS  
FOR THE YEAR ENDED JUNE 30, 2009**

	<u>FUND BALANCE JULY 1, 2008</u>	<u>REVENUES AND TRANSFERS IN</u>	<u>EXPENDITURES AND TRANSFERS OUT</u>	<u>FUND BALANCE JUNE 30, 2009</u>
<b>TEMPORARY MEDICAL COVERAGE FUND</b>				
Temporary Medical Coverage Prem Revenues		\$ (825.66)	\$ -	
Appropriated Activity		-	3,137,967.60	
<b>TOTAL FUND</b>	<b>\$ 3,251,400.12</b>	<b>\$ (825.66)</b>	<b>\$ 3,137,967.60</b>	<b>\$ 112,606.86</b>
<b>FEDERAL ECONOMIC RECOVERY FUND</b>				
Acute Capitation County ARRA Reduction		\$ -	\$ 9,321,000.00	
ALTCs Capitation County ARRA Reduction		-	42,037,019.13	
ARRA Long Term Care Fed Rev & Expense		131,542,983.27	57,812,927.27	
ARRA Acute Federal Revenue And Expense		382,644,108.51	79,985,888.14	
ARRA Expansion Federal Revenue & Expens		-	3,181,402.91	
Appropriated Activity		-	320,238,701.09	
<b>TOTAL FUND</b>	<b>\$ -</b>	<b>\$ 514,187,091.78</b>	<b>\$ 512,576,938.54</b>	<b>\$ 1,610,153.24</b>
<b>HOSPITAL LOAN RESIDENCY FUND</b>	<b>\$ 900,000.00</b>	<b>\$ -</b>	<b>\$ -</b>	<b>\$ 900,000.00</b>

**DEPARTMENT OF HEALTH SERVICES**

**FEDERAL GRANT FUND**

**Federal Grants Account**

Audit Clearing	\$ 4,215.00	\$ (73,308.21)
Blueprint Project Astphnd	4,000.00	-
Indian Health Service Records Linkages	-	(21.98)
AZ Hlthy Communities-Tob/Diab Prev&Ctrl	87,384.10	88,760.35
Integrated Community Sys Implementation	316,772.43	262,867.83
Us/Mexico Border Hlth Improv Initiative	29,801.66	30,498.88
Adult Blood Lead Epi Surv Prgs	18,661.84	15,718.78
ATSDR/Site Specific Activities	226,770.95	190,918.50
First Time Motherhood/New Parents Initia	16,696.07	17,050.92
Tapestry Project	65,359.40	75,724.59
Enviromental Public Health Tracking	4,657.00	(6.80)
Population Based Birth Defects Surv Pgms	85,797.23	85,881.22
Steps To A Healthierus-Community Focused	1,031,772.75	831,665.28
Bioterrorism Response Preparedness II	7,630,664.30	7,451,412.61
Childrens Oral Healthcare Access Program	(585.82)	(585.82)
Electronic Death Registration Process	466,667.37	26,875.03
HIV/AIDS Surveillance II	965,801.72	970,519.87
Breastfeeding Peer Counseling	210,127.14	262,150.21
Epidemiology & Lab Capacity For Inf Dis	1,093,245.48	1,100,990.08
CISS - SECCS (Planning)	232,929.14	155,762.16
HIV Prevention Projects	2,850,360.76	2,877,766.37
State Heart Disease & Stroke Prevention	318,125.18	320,216.00
NPHPS State Public Sys Assessment Grants	7,000.00	374.77
Immunizations: Vaccines Expired & Wasted	-	48,139.48
Native American Coordinator	-	4,585.00
Bioterrorism Response Preparedness II	2,669,542.23	2,301,868.75
Binational Discussion For Public Health	-	36,806.71
Universal Newborn Hearing Screening	145,121.25	162,497.20
USDA FSIS Fern For Micro Threat Agents	267,043.33	813,999.58
Olmstead Coalition For Community Care	20,000.00	12,138.77
Health Services For AZ Native Americans	-	1,236.16
EDHI Tracking Research Integration	4.86	4.86
Rape Prevention And Education	3,431.44	4,019.59
Drug & Alcohol Svcs Info Systems (DASIS)	53,532.75	103,130.10
Public Lab Biomonitoring Plan	-	67,778.34

See accompanying notes to financial statements.

**STATE OF ARIZONA  
OTHER GOVERNMENTAL FUNDS  
STATEMENT OF REVENUES, EXPENDITURES AND CHANGES IN FUND BALANCE  
BUDGETARY (LEGAL) BASIS  
FOR THE YEAR ENDED JUNE 30, 2009**

	<u>FUND BALANCE JULY 1, 2008</u>	<u>REVENUES AND TRANSFERS IN</u>	<u>EXPENDITURES AND TRANSFERS OUT</u>	<u>FUND BALANCE JUNE 30, 2009</u>
Bioterrorism Hospital Preparedness Progm		7,981,837.47	8,465,086.92	
Childhood Lead Poisoning Prevention		20,041.49	1,949.49	
Chronic Disease Prev Hlth Prmo		(942.89)	(942.89)	
Chronic Disease Prevntn & Health Promo		498,913.70	459,350.14	
Childhood Lead Poisoning Prevention		(155.14)	(155.14)	
Cap Seniors Farmers Market Food		83,547.00	83,547.00	
Cap Seniors Farmers Market Admin		5,245.69	5,970.76	
Farmers Market		172,122.20	173,109.05	
State Mental Health Data Infrastructure		96,954.92	97,007.42	
Mch Block Grant		6,192,895.12	6,199,521.92	
Vital Statistics Co-Op Program		386,721.29	457,840.18	
National Death Index		45,323.00	67,047.55	
Sexually Trnsmitted Disease Control		1,494,585.02	1,467,839.56	
Enumeration At Birth		187,012.13	217,191.12	
Preventive Health Block Grant		1,195,552.23	1,173,432.28	
Oral Health Integrated System Devlop		(233.89)	(15.98)	
Us Mexico Border Childhood Lead		(263.32)	(280.35)	
AZ Brownfield Land Reuse Project		6,500.27	5,900.78	
Clinical Laboratory Improvement Program		192,368.50	193,671.48	
HCFA Surv And Cert/Title 18		3,237,687.19	3,255,098.07	
HCFA Survey And Cert/Title 19		939,295.09	971,750.19	
EMSC Partnership Grant		108,514.28	110,715.37	
Ryan White Title II HIV Care		16,004,372.48	16,913,407.23	
AZ On The Move For Healthy Aging		240,991.27	239,227.08	
WIC Infrastructure		213,262.85	213,262.85	
State Outcomes Measurement Mgt System		-	106,056.05	
Sexual Violence Prevention And Education		686,018.19	605,870.24	
WIC Commodity Support Food Program		1,034,939.15	1,015,315.90	
Ph Bioterrorism Response Preparedness II		5,862,531.65	6,848,774.90	
Oral Health Workforce Activities		61,878.16	61,177.05	
Rural Access To Emergency Devices III		99,573.22	99,573.22	
AZ American Indian Grant Writing Wrkshop		-	(43.94)	
Adult Viral Hepatitis C Prev Coord		88,386.37	88,518.24	
Public Health Service At AZ Border		143,667.20	141,936.14	
Path Formula Grant		947,581.55	950,571.39	
AZ Childhood Lead Poisoning Prevention		13,769.07	13,765.23	
Primary Health Care For Native Americans		-	5,645.86	
AZ Childhood Lead Poisoning 2006-2012		84,955.45	83,801.18	
State Partnership Minority Health Infra		176,351.49	181,873.51	
Sapt Block Grant (Programmatic)		31,236,838.14	31,224,100.71	
Oral Health Workforce Analysis		13,752.07	16,127.03	
AZ Food Safety & Security Monitoring		44,997.49	35,907.69	
Youth Suicide Prevention		201,619.57	185,559.66	
AZ Food Safety & Security Monitoring		303,672.24	318,941.14	
Cmhs Block Grant (Programmatic)		8,098,738.60	8,212,823.09	
Death Reporting/Vital Records		7,739.92	35,190.96	
Family Violence		1,652,335.17	1,535,518.60	
Public Health Injury Surveillance Preven		140,071.48	110,223.33	
Primary Care Office II		122,458.28	121,674.37	
Primary Care Offices		34,022.37	36,942.63	
AZ State Systems Development Initiative		94,022.69	95,161.95	
Tuberculosis Elimination Lab		1,158,499.11	1,165,357.34	
Women, Infants & Children (WIC)		128,376,374.37	127,922,516.93	
Electronic Death Reporting/Vital Records		39,428.70	46,760.43	
State Adolescent Sa Trtmt Coordination		219,092.31	189,120.91	

See accompanying notes to financial statements.

**STATE OF ARIZONA  
OTHER GOVERNMENTAL FUNDS  
STATEMENT OF REVENUES, EXPENDITURES AND CHANGES IN FUND BALANCE  
BUDGETARY (LEGAL) BASIS  
FOR THE YEAR ENDED JUNE 30, 2009**

	<u>FUND BALANCE JULY 1, 2008</u>	<u>REVENUES AND TRANSFERS IN</u>	<u>EXPENDITURES AND TRANSFERS OUT</u>	<u>FUND BALANCE JUNE 30, 2009</u>
Abstinence Education Grant Program		543,755.44	702,417.67	
Immunization And Vaccines For Children		6,188,000.86	5,988,900.74	
DES/AZ Early Intervention Program		-	(53.52)	
Systems Diabetes Prev & Cntrl Pro		205,282.99	262,245.93	
National Cancer Prevention & Control Prg		2,517,606.18	2,570,199.12	
AZ Child-Adolescent State Infrastructure		506,416.74	531,273.05	
State Mental Health Data Infrastructure		54,246.83	38,594.48	
State Loan And Payment Pgm		76,262.86	70,512.86	
Tanf Media		-	(4,453.05)	
Substance Abuse Treatment & Support Svcs		-	(2,429.90)	
Appropriated Activity		813,414.49	797,801.65	
Cash and Cash Equivalents	\$ 2,265,916.30			\$ 991,414.54
Claims Payable	(4,790,055.47)			(5,917,943.83)
Agency Fund Deposits	(81,689.87)			(81,689.87)
Due to Others	(1,700,000.00)			(750,000.00)
<b>Total Federal Grants Account</b>	<b>\$ (4,305,829.04)</b>	<b>\$ 249,975,347.91</b>	<b>\$ 251,427,738.03</b>	<b>\$ (5,758,219.16)</b>
<b>WIC Rebate Account</b>				
Women, Infants & Children (WIC)		\$ 42,454,855.55	\$ 47,261,194.98	
Total WIC Rebate Account	<b>\$ 5,963,624.78</b>	<b>\$ 42,454,855.55</b>	<b>\$ 47,261,194.98</b>	<b>\$ 1,157,285.35</b>
<b>TOTAL FUND</b>	<b>\$ 1,657,795.74</b>	<b>\$ 292,430,203.46</b>	<b>\$ 298,688,933.01</b>	<b>\$ (4,600,933.81)</b>
<b>DONATIONS FUND</b>				
Employee Recognition Committee		\$ 3,146.97	\$ 6,385.84	
<b>TOTAL FUND</b>	<b>\$ 9,571.54</b>	<b>\$ 3,146.97</b>	<b>\$ 6,385.84</b>	<b>\$ 6,332.67</b>
<b>SERIOUS MENTAL ILLNESS SERVICES FUND</b>				
Smi-Tobacco Litigation		\$ 126.37	\$ (461.58)	
<b>TOTAL FUND</b>	<b>\$ 2,187.35</b>	<b>\$ 126.37</b>	<b>\$ (461.58)</b>	<b>\$ 2,775.30</b>
<b>INTER-GOVERNMENTAL AND INTERAGENCY SERVICE AGREEMENT FUND</b>				
Liquor Service Fees/Special Event		\$ 47,025.00	\$ 49,650.00	
Walmart/Lead Products		-	1,258.98	
ASH Guilty But Insane Recovery		-	65,926.62	
Robert W Johnson Interest Account		-	3,070.12	
DEQ/Lab		500,000.00	244,901.38	
SSI Disability SMI/GMH		(252,828.99)	629,785.20	
MMA Part D Transition		-	2,373,740.73	
ASH Rental Income		527,247.96	527,247.98	
CRS/AHCCCS Med Match		72,095,281.28	67,446,668.26	
AHCCCS/CRS Admin Match		5,255,656.42	3,224,359.10	
DOC/DHS Service Agreement		296,853.00	290,214.66	
AHCCCS/Pasarr		162,225.89	104,810.23	
DES/Vital Records 2		11,972.81	45,454.40	
DES/DAAS Refugee Health Coordinator		84,619.82	92,586.42	
AHCCCS/Crs Title 19 Premium Tax		1,578,590.58	1,578,590.58	
AHCCCS/Hccrs/Title XIX/St M		796,676.45	745,395.84	
AHCCCS IGA/Excess Fed Auth		800,331.15	741,639.81	
Pima Cnty Brd Supervisors		3,064,936.00	3,064,936.04	
Maricopa Cnty Mental Hlth		4,856,576.00	4,850,965.04	
AHCCCS/Title XIX Admin/Child Sed Svcs		374,545,029.27	376,671,040.91	
AHCCCS/Title XIX/Cap/Smi/Svcs		430,989,800.27	436,412,142.46	
AHCCCS/Title XIX/Mh Sa Svcs		245,560,851.78	238,864,168.51	

See accompanying notes to financial statements.



STATE OF ARIZONA  
OTHER GOVERNMENTAL FUNDS  
STATEMENT OF REVENUES, EXPENDITURES AND CHANGES IN FUND BALANCE  
BUDGETARY (LEGAL) BASIS  
FOR THE YEAR ENDED JUNE 30, 2009

	FUND BALANCE JULY 1, 2008	REVENUES AND TRANSFERS IN	EXPENDITURES AND TRANSFERS OUT	FUND BALANCE JUNE 30, 2009
Ahccs/Contract Compliance Title XIX/Adm		3,578,835.57	3,340,108.73	
Maricopa County Smi		35,812,695.00	35,812,695.00	
Maricopa County Ryan White Adap Program		1,000,000.00	1,000,000.00	
AHCCCS Medicaid Supplement (Sf+Ff)		14,653,100.00	14,653,100.00	
Schl Readliness Ptnrshp Design Team		-	(22.99)	
Ngit Fetal Alcohol Spec Disrdr (Samhsa)		123,149.48	139,371.28	
Local Alcoholism Reception Ctr		569,283.93	519,804.00	
University Vaccines		-	32,872.43	
DES/Ddd AZ Long Term Care System		26,159,242.60	26,697,533.60	
Doe/ASH School		197,330.92	146,499.15	
Doe Coordinated School Health Program		116,945.21	78,919.63	
Doc/Correction Offender Liaison Prg		1,817,138.81	1,700,199.27	
Title Xxi - Kids Care - Bhs		17,757,101.78	19,454,092.60	
Title Xxi/Kids Care/Immunization		1,241,213.04	1,115,363.54	
Smi Vocational Rehab Establishment		15,786.19	7,415.53	
Ahccs/Title XIX/Admin		14,102,664.38	13,163,560.53	
Immunization Registry		115,839.94	258,355.20	
Title Xxi-Kids Care-Crs		4,980,492.67	4,582,331.67	
Maricopa County Pharmaceuticals		-	1,693.00	
Relocation Costs - AZ State Hospital		-	14,740.41	
Federal Women, Infant, Children Food Prg		-	(9,121.46)	
AHCCCS/T19 Prop 204/Crs		1,313,126.08	1,207,246.03	
Ed of Children W/Disb Idea		2,523.44	2,516.96	
AZ Grown/5 A Day For Better Health		-	15,602.10	
AHCCCS T19 Medicaid Special Exemption		21,463,305.34	21,463,515.19	
AHCCCS T21 Medicaid Special Exemption		362,388.99	362,389.82	
Colorectal Cancer Family Registry		-	(0.47)	
Title Xxi - Premium Tax -Crs		101,642.70	101,642.70	
AHCCCS/T19 Prop 204 Premium Tax		26,798.49	26,798.49	
Child Fatality & Citizen Review Panels		126,869.36	50,223.64	
State Lottery Games Allocation Ars 5-522		7,376,782.20	4,394,122.53	
Svc Coordination Spinal & Head Injuries		195,018.67	81,861.02	
Mental Hlth Svcs For Voc Rehab Eligible		100,236.79	90,237.77	
Title XIX Admin Additional		5,000,000.00	5,379,893.73	
Learning Management System		42,760.00	34,500.00	
Avian Influenza Rapid Response Training		(1,902.40)	(130.45)	
Development of Housing For Smi		2,000,000.00	25,000.00	
Programming And Support For It		5,642.00	-	
DES/Nutrition Education Plan		9,378,219.83	9,367,599.87	
Highway Safety-Governors Office		50,000.00	-	
DES/AZ Early Intervention Program		-	(58,276.06)	
Appropriated Activity		-	1,000,000.00	
<b>TOTAL FUND</b>	<b>\$ 37,017,353.39</b>	<b>\$ 1,310,705,075.70</b>	<b>\$ 1,304,282,807.26</b>	<b>\$ 43,439,621.83</b>
<b>ADDICTION REDUCTION AND RECOVERY FUND</b>				
Appropriated Activity		\$ -	\$ 336,185.07	
<b>TOTAL FUND</b>	<b>\$ 336,282.79</b>	<b>\$ -</b>	<b>\$ 336,185.07</b>	<b>\$ 97.72</b>
<b>CREDIT CARD CLEARING FUND</b>				
Payment Card Clearing		\$ 3,295.74	\$ -	
<b>TOTAL FUND</b>	<b>\$ (78.25)</b>	<b>\$ 3,295.74</b>	<b>\$ -</b>	<b>\$ 3,217.49</b>

See accompanying notes to financial statements.

**STATE OF ARIZONA  
OTHER GOVERNMENTAL FUNDS  
STATEMENT OF REVENUES, EXPENDITURES AND CHANGES IN FUND BALANCE  
BUDGETARY (LEGAL) BASIS  
FOR THE YEAR ENDED JUNE 30, 2009**

	<u>FUND BALANCE JULY 1, 2008</u>	<u>REVENUES AND TRANSFERS IN</u>	<u>EXPENDITURES AND TRANSFERS OUT</u>	<u>FUND BALANCE JUNE 30, 2009</u>
<b>ORAL HEALTH FUND</b>				
Dental Health Services		\$ 186,940.80	\$ 300,723.82	
Cash Transfer to General Fund		-	800.00	
<b>TOTAL FUND</b>	<b>\$ 766,210.43</b>	<b>\$ 186,940.80</b>	<b>\$ 301,523.82</b>	<b>\$ 651,627.41</b>
<b>VITAL RECORDS ELECTRONIC SYSTEMS FUND</b>				
Appropriated Activity		\$ 354,225.57	\$ 630,810.69	
<b>TOTAL FUND</b>	<b>\$ 296,055.33</b>	<b>\$ 354,225.57</b>	<b>\$ 630,810.69</b>	<b>\$ 19,470.21</b>
<b>HEARING AND SPEECH PROFESSIONALS FUND</b>				
Deposits For ADHS		\$ 397,050.75	\$ -	
Appropriated Activity		3,597.64	351,057.43	
<b>TOTAL FUND</b>	<b>\$ 126,543.02</b>	<b>\$ 400,648.39</b>	<b>\$ 351,057.43</b>	<b>\$ 176,133.98</b>
<b>ARIZONA STATE HOSPITAL FUND</b>				
Title XIX Special Revenue Fund		\$ 4,503,495.48	\$ -	
Competency Restoration Treatment		536,637.66	-	
Appropriated Activity		-	4,211,356.97	
<b>TOTAL FUND</b>	<b>\$ 1,628,069.24</b>	<b>\$ 5,040,133.14</b>	<b>\$ 4,211,356.97</b>	<b>\$ 2,456,845.41</b>
<b>DHS INTERNAL SERVICES FUND</b>				
Special Purchasing		\$ -	\$ (21,445.47)	
Cash Transfer to General Fund		-	50,000.00	
<b>TOTAL FUND</b>	<b>\$ 132,430.76</b>	<b>\$ -</b>	<b>\$ 28,554.53</b>	<b>\$ 103,876.23</b>
<b>INDIRECT COST FUND</b>				
Appropriated Activity		\$ 8,762,605.59	\$ 14,511,142.28	
<b>TOTAL FUND</b>	<b>\$ 7,627,667.15</b>	<b>\$ 8,762,605.59</b>	<b>\$ 14,511,142.28</b>	<b>\$ 1,879,130.46</b>
<b>ARIZONA COMMISSION OF INDIAN AFFAIRS</b>				
<b>DONATIONS FUND</b>				
Other Donations		\$ 19,870.00	\$ 27,694.74	
<b>TOTAL FUND</b>	<b>\$ 7,824.75</b>	<b>\$ 19,870.00</b>	<b>\$ 27,694.74</b>	<b>\$ 0.01</b>
<b>INDIAN AFFAIRS COMMISSION PUBLICATIONS FUND</b>				
Publications		\$ 758.50	\$ -	
<b>TOTAL FUND</b>	<b>\$ 1,260.11</b>	<b>\$ 758.50</b>	<b>\$ -</b>	<b>\$ 2,018.61</b>
<b>ARIZONA INDIAN TOWN HALL FUND</b>				
AZ Indian Town Hall		\$ 7,434.50	\$ 13,329.39	
<b>TOTAL FUND</b>	<b>\$ 5,947.81</b>	<b>\$ 7,434.50</b>	<b>\$ 13,329.39</b>	<b>\$ 52.92</b>
<b>ARIZONA PIONEERS' HOME</b>				
<b>EMPLOYEE RECOGNITION FUND</b>				
Employee Recognition Program		\$ 10,930.51	\$ 10,088.50	
Interfund Transfers		14.00	-	
<b>TOTAL FUND</b>	<b>\$ 8,161.44</b>	<b>\$ 10,944.51</b>	<b>\$ 10,088.50</b>	<b>\$ 9,017.45</b>

See accompanying notes to financial statements.

STATE OF ARIZONA  
OTHER GOVERNMENTAL FUNDS  
STATEMENT OF REVENUES, EXPENDITURES AND CHANGES IN FUND BALANCE  
BUDGETARY (LEGAL) BASIS  
FOR THE YEAR ENDED JUNE 30, 2009

	FUND BALANCE JULY 1, 2008	REVENUES AND TRANSFERS IN	EXPENDITURES AND TRANSFERS OUT	FUND BALANCE JUNE 30, 2009
<b>DEPARTMENT OF VETERANS' SERVICES</b>				
<b>MILITARY INSTALLATION FUND</b>				
Military Installation		\$ 4,339,822.25	\$ 3,770,095.69	
Cash Transfer to General Fund		-	19,330.67	
<b>TOTAL FUND</b>	<b>\$ 4,330,355.43</b>	<b>\$ 4,339,822.25</b>	<b>\$ 3,789,426.36</b>	<b>\$ 4,880,751.32</b>
<b>FEDERAL GRANT FUND</b>				
Education Division Federal Grants		\$ 667,827.72	\$ 563,317.66	
Arizona Veterans Home - Phoenix		-	-	
<b>TOTAL FUND</b>	<b>\$ 93,008.85</b>	<b>\$ 667,827.72</b>	<b>\$ 563,317.66</b>	<b>\$ 197,518.91</b>
<b>EMPLOYEE RECOGNITION FUND</b>				
Employee Recognition Program		\$ 3,313.93	\$ 4,143.60	
<b>TOTAL FUND</b>	<b>\$ 21,399.31</b>	<b>\$ 3,313.93</b>	<b>\$ 4,143.60</b>	<b>\$ 20,569.64</b>
<b>STATE VETERANS' CEMETERY FUND</b>				
Cemetery Federal Reimbursement		\$ -	\$ 37.69	
Cash Transfer to General Fund		-	243,200.00	
<b>TOTAL FUND</b>	<b>\$ 486,458.21</b>	<b>\$ -</b>	<b>\$ 243,237.69</b>	<b>\$ 243,220.52</b>
<b>INTER-GOVERNMENTAL AND INTERAGENCY SERVICE AGREEMENT FUND</b>				
Interagency Service Agreements		\$ 750,000.00	\$ 65,000.00	
<b>TOTAL FUND</b>	<b>\$ 1,253.32</b>	<b>\$ 750,000.00</b>	<b>\$ 65,000.00</b>	<b>\$ 686,253.32</b>
<b>INSPECTION AND REGULATION</b>				
<b>RADIATION REGULATORY AGENCY</b>				
<b>FEDERAL GRANT FUND</b>				
Radiation Measurement Laboratory		\$ 68,705.15	\$ 87,283.43	
Emergency Response		96,730.47	89,569.92	
Radioactive Materials		62,251.46	76,207.52	
X-Ray Compliance		116,574.68	155,270.88	
<b>TOTAL FUND</b>	<b>\$ 98,712.83</b>	<b>\$ 344,261.76</b>	<b>\$ 408,331.75</b>	<b>\$ 34,642.84</b>
<b>NUCLEAR EMERGENCY MANAGEMENT FUND</b>				
Radiation Measurement Laboratory		\$ 640,818.50	\$ 639,741.03	
Appropriated Activity		-	4,300.00	
<b>TOTAL FUND</b>	<b>\$ 10,175.01</b>	<b>\$ 640,818.50</b>	<b>\$ 644,041.03</b>	<b>\$ 6,952.48</b>
<b>ARIZONA DEPARTMENT OF AGRICULTURE</b>				
<b>FEDERAL GRANT FUND</b>				
Animal Products Food Safety		\$ 525,906.00	\$ 564,031.00	
Animal Disease, Ownership & Welfare Prot		164,242.00	174,425.92	
Pest Exclusion		1,048,029.00	1,122,910.69	
Pesticide Compliance And Worker Safety		398,444.00	350,783.15	
State Agricultural Laboratory		122,927.16	98,056.23	
Agricultural Consultation And Training		557,613.78	548,609.03	
Commodity Development And Promotion		32,381.57	32,381.57	
Cotton Council		1,396,210.00	1,396,210.00	
<b>TOTAL FUND</b>	<b>\$ 801,732.22</b>	<b>\$ 4,245,753.51</b>	<b>\$ 4,287,407.59</b>	<b>\$ 760,078.14</b>

See accompanying notes to financial statements.

STATE OF ARIZONA  
OTHER GOVERNMENTAL FUNDS  
STATEMENT OF REVENUES, EXPENDITURES AND CHANGES IN FUND BALANCE  
BUDGETARY (LEGAL) BASIS  
FOR THE YEAR ENDED JUNE 30, 2009

	FUND BALANCE JULY 1, 2008	REVENUES AND TRANSFERS IN	EXPENDITURES AND TRANSFERS OUT	FUND BALANCE JUNE 30, 2009
<b>LIVESTOCK AND CROP CONSERVATION FUND</b>				
Livestock And Crop Conservation		\$ -	\$ 228,465.51	
Agricultural Consultation And Training		2,115,924.44	1,294,118.80	
<b>TOTAL FUND</b>	<b>\$ 5,395,388.15</b>	<b>\$ 2,115,924.44</b>	<b>\$ 1,522,584.31</b>	<b>\$ 5,988,728.28</b>
<b>AGRICULTURE ADMINISTRATIVE SUPPORT FUND</b>				
Commodity Development And Promotion		\$ 42,300.00	\$ 41,736.95	
Cash Transfer to General Fund		-	500.00	
<b>TOTAL FUND</b>	<b>\$ 45,968.95</b>	<b>\$ 42,300.00</b>	<b>\$ 42,236.95</b>	<b>\$ 46,032.00</b>
<b>EQUINE INSPECTION FUND</b>				
Animal Disease, Ownership & Welfare Prot		\$ 2,010.00	\$ 1,986.66	
<b>TOTAL FUND</b>	<b>\$ 1,060.08</b>	<b>\$ 2,010.00</b>	<b>\$ 1,986.66</b>	<b>\$ 1,083.42</b>
<b>INDIRECT COST RECOVERY FUND</b>				
Animal Products Food Safety		\$ 77,650.00	\$ -	
Pesticide Compliance And Worker Safety		50,540.41	-	
Administrative Services		17,034.05	170,203.64	
Cash Transfer to General Fund		-	172,600.00	
<b>TOTAL FUND</b>	<b>\$ 473,413.45</b>	<b>\$ 145,224.46</b>	<b>\$ 342,803.64</b>	<b>\$ 275,834.27</b>
<b>STATE BOARD OF APPRAISAL</b>				
<b>INTER-GOVERNMENTAL AND INTERAGENCY SERVICE AGREEMENT FUND</b>				
	<b>\$ 800.00</b>	<b>\$ -</b>	<b>\$ -</b>	<b>\$ 800.00</b>
<b>DEPARTMENT OF FINANCIAL INSTITUTIONS</b>				
<b>INTER-GOVERNMENTAL AND INTERAGENCY SERVICE AGREEMENT FUND</b>				
Supervision Operations		\$ 181,837.53	\$ 182,784.75	
Cash Transfer to General Fund		-	3,700.00	
<b>TOTAL FUND</b>	<b>\$ 4,652.90</b>	<b>\$ 181,837.53</b>	<b>\$ 186,484.75</b>	<b>\$ 5.68</b>
<b>ARIZONA STATE BOARD OF NURSING</b>				
<b>FEDERAL GRANT FUND</b>				
Cna Programs		\$ 414,600.00	\$ 414,600.21	
Interfund Transfers		487.50	-	
<b>TOTAL FUND</b>	<b>\$ (487.28)</b>	<b>\$ 415,087.50</b>	<b>\$ 414,600.21</b>	<b>\$ 0.01</b>
<b>CORPORATION COMMISSION</b>				
<b>FEDERAL GRANT FUND</b>				
Pipeline Safety Div - Federal Programs		\$ 309,096.00	\$ 472,751.65	
<b>TOTAL FUND</b>	<b>\$ 669,856.83</b>	<b>\$ 309,096.00</b>	<b>\$ 472,751.65</b>	<b>\$ 506,201.18</b>
<b>INTER-GOVERNMENTAL AND INTERAGENCY SERVICE AGREEMENT FUND</b>				
Other Agency Reimbursements		\$ 1,920.00	\$ -	
<b>TOTAL FUND</b>	<b>\$ 1,008.00</b>	<b>\$ 1,920.00</b>	<b>\$ -</b>	<b>\$ 2,928.00</b>

See accompanying notes to financial statements.

STATE OF ARIZONA  
OTHER GOVERNMENTAL FUNDS  
STATEMENT OF REVENUES, EXPENDITURES AND CHANGES IN FUND BALANCE  
BUDGETARY (LEGAL) BASIS  
FOR THE YEAR ENDED JUNE 30, 2009

	FUND BALANCE JULY 1, 2008	REVENUES AND TRANSFERS IN	EXPENDITURES AND TRANSFERS OUT	FUND BALANCE JUNE 30, 2009
<b>STATE BOARD OF FUNERAL DIRECTORS AND EMBALMERS</b>				
<b>INTER-GOVERNMENTAL AND INTERAGENCY SERVICE AGREEMENT FUND</b>				
Appropriated Activity		\$ (284.14)	\$ -	
<b>TOTAL FUND</b>	<b>\$ 284.14</b>	<b>\$ (284.14)</b>	<b>\$ -</b>	<b>\$ -</b>
<b>INDUSTRIAL COMMISSION OF ARIZONA</b>				
<b>FEDERAL GRANT FUND</b>				
Bureau of Labor Statistics		\$ 76,600.00	\$ 75,435.96	
Osha - Consultation Agreements 21d		734,000.00	712,590.79	
Occupational Safety And Health Act 23g		2,839,056.45	3,548,263.32	
<b>TOTAL FUND</b>	<b>\$ 3,036,377.28</b>	<b>\$ 3,649,656.45</b>	<b>\$ 4,336,290.07</b>	<b>\$ 2,349,743.66</b>
<b>DEPARTMENT OF INSURANCE</b>				
<b>CAPTIVE INSURANCE REGULATORY/SUPERVISION FUND</b>				
Captive Insurer Oversight		\$ 569,700.00	\$ 510,885.39	
Appropriated Activity		-	161,415.00	
<b>TOTAL FUND</b>	<b>\$ 469,242.14</b>	<b>\$ 569,700.00</b>	<b>\$ 672,300.39</b>	<b>\$ 366,641.75</b>
<b>INSURANCE TAX PREMIUM CLEARING FUND</b>				
Premium Tax Revenues: Non-Reverting		\$ 127,520.79	\$ -	
<b>TOTAL FUND</b>	<b>\$ 12,477.74</b>	<b>\$ 127,520.79</b>	<b>\$ -</b>	<b>\$ 139,998.53</b>
<b>DEPARTMENT OF LIQUOR LICENSES AND CONTROL</b>				
<b>FEDERAL GRANT FUND</b>				
Underage Ojldp		\$ 130,544.56	\$ 130,544.56	
<b>TOTAL FUND</b>	<b>\$ 3,619.00</b>	<b>\$ 130,544.56</b>	<b>\$ 130,544.56</b>	<b>\$ 3,619.00</b>
<b>DPS FBI FINGERPRINTING FUND</b>				
Fbi Fingerprinting		\$ (67,624.00)	\$ -	
<b>TOTAL FUND</b>	<b>\$ 310,972.00</b>	<b>\$ (67,624.00)</b>	<b>\$ -</b>	<b>\$ 243,348.00</b>
<b>STATE MINE INSPECTOR</b>				
<b>FEDERAL GRANT FUND</b>				
Mine Safety And Health Act		\$ 293,715.39	\$ 293,713.17	
Abandoned Mine Safety		25,084.00	25,084.00	
Interfund Transfers		27.74	-	
<b>TOTAL FUND</b>	<b>\$ 13,041.09</b>	<b>\$ 318,827.13</b>	<b>\$ 318,797.17</b>	<b>\$ 13,071.05</b>
<b>DEPARTMENT OF FIRE, BUILDING AND LIFE SAFETY</b>				
<b>FEDERAL GRANT FUND</b>				
Federal Grants		\$ 28,067.10	\$ -	
<b>TOTAL FUND</b>	<b>\$ -</b>	<b>\$ 28,067.10</b>	<b>\$ -</b>	<b>\$ 28,067.10</b>
<b>DPS FBI FINGERPRINTING FUND</b>				
Dps Fingerprint Processing		\$ 393.00	\$ -	
<b>TOTAL FUND</b>	<b>\$ 7,899.12</b>	<b>\$ 393.00</b>	<b>\$ -</b>	<b>\$ 8,292.12</b>

See accompanying notes to financial statements.

STATE OF ARIZONA  
OTHER GOVERNMENTAL FUNDS  
STATEMENT OF REVENUES, EXPENDITURES AND CHANGES IN FUND BALANCE  
BUDGETARY (LEGAL) BASIS  
FOR THE YEAR ENDED JUNE 30, 2009

	FUND BALANCE JULY 1, 2008	REVENUES AND TRANSFERS IN	EXPENDITURES AND TRANSFERS OUT	FUND BALANCE JUNE 30, 2009
<b>NATUROPATHIC PHYSICIANS MEDICAL BOARD</b>				
<b>DPS FBI FINGERPRINTING FUND</b>				
Non-Appropriated		\$ 456.00	\$ -	
<b>TOTAL FUND</b>	<b>\$ 948.15</b>	<b>\$ 456.00</b>	<b>\$ -</b>	<b>\$ 1,404.15</b>
<b>STATE BOARD OF OPTOMETRY</b>				
<b>DPS FBI FINGERPRINTING FUND</b>				
Revenue Collections		\$ (120.00)	\$ -	
<b>TOTAL FUND</b>	<b>\$ 120.00</b>	<b>\$ (120.00)</b>	<b>\$ -</b>	<b>\$ -</b>
<b>ARIZONA STATE BOARD OF PHARMACY</b>				
<b>FEDERAL GRANT FUND</b>				
Medical Gas		\$ 27,000.00	\$ 28,172.68	
<b>TOTAL FUND</b>	<b>\$ 1,274.16</b>	<b>\$ 27,000.00</b>	<b>\$ 28,172.68</b>	<b>\$ 101.48</b>
<b>ARIZONA DEPARTMENT OF RACING</b>				
<b>DPS FBI FINGERPRINTING FUND</b>				
Fingerprint Processing		\$ 552.00	\$ -	
<b>TOTAL FUND</b>	<b>\$ 5,369.62</b>	<b>\$ 552.00</b>	<b>\$ -</b>	<b>\$ 5,921.62</b>
<b>REAL ESTATE DEPARTMENT</b>				
<b>REAL ESTATE DEPARTMENT EDUCATION REVOLVING FUND</b>				
Educational Programs		\$ 32,410.07	\$ 49,988.27	
<b>TOTAL FUND</b>	<b>\$ 29,426.86</b>	<b>\$ 32,410.07</b>	<b>\$ 49,988.27</b>	<b>\$ 11,848.66</b>
<b>REGISTRAR OF CONTRACTORS</b>				
<b>EMPLOYEE RECOGNITION FUND</b>				
Employee Recognition Program		\$ (717.54)	\$ -	
<b>TOTAL FUND</b>	<b>\$ 717.54</b>	<b>\$ (717.54)</b>	<b>\$ -</b>	<b>\$ -</b>
<b>EDUCATION</b>				
<b>ARIZONA BOARD OF REGENTS</b>				
<b>FEDERAL GRANT FUND</b>				
Improving Teacher Quality Grant		\$ 1,660,075.46	\$ 1,681,463.88	
<b>TOTAL FUND</b>	<b>\$ 51,718.64</b>	<b>\$ 1,660,075.46</b>	<b>\$ 1,681,463.88</b>	<b>\$ 30,330.22</b>
<b>MATH AND SCIENCE SPECIAL EDUCATION TEACHER STUDENT LOAN FUND</b>				
Math/Science Teacher Costs Compensation		\$ -	\$ 289,362.50	
<b>TOTAL FUND</b>	<b>\$ 1,093,336.00</b>	<b>\$ -</b>	<b>\$ 289,362.50</b>	<b>\$ 803,973.50</b>
<b>NURSING EDUCATION DEMONSTRATION PROJECT FUND</b>				
Nursing Education Program		\$ 1,368,000.00	\$ 1,368,000.00	
<b>TOTAL FUND</b>	<b>\$ -</b>	<b>\$ 1,368,000.00</b>	<b>\$ 1,368,000.00</b>	<b>\$ -</b>

See accompanying notes to financial statements.

STATE OF ARIZONA  
OTHER GOVERNMENTAL FUNDS  
STATEMENT OF REVENUES, EXPENDITURES AND CHANGES IN FUND BALANCE  
BUDGETARY (LEGAL) BASIS  
FOR THE YEAR ENDED JUNE 30, 2009

	FUND BALANCE JULY 1, 2008	REVENUES AND TRANSFERS IN	EXPENDITURES AND TRANSFERS OUT	FUND BALANCE JUNE 30, 2009
<b>EARLY CHILDHOOD DEVELOPMENT AND HEALTH BOARD</b>				
<b>EARLY CHILD DEVELOPMENT AND HEALTH FUND</b>				
Ecdh Fund - Non-Appropriated		\$ 159,292.58	\$ 235,208.12	
Non-approp SR Activity		156,706,468.15	31,182,192.33	
Appropriated Activity		-	7,000,000.00	
<b>TOTAL FUND</b>	<b>\$ 237,254,760.06</b>	<b>\$ 156,865,760.73</b>	<b>\$ 38,417,400.45</b>	<b>\$ 355,703,120.34</b>
<b>DEPARTMENT OF EDUCATION</b>				
<b>ACADEMIC CONTESTS FUND</b>				
Gf Small Pass-Thru Programs		\$ 51,289.80	\$ 49,994.68	
<b>TOTAL FUND</b>	<b>\$ 10,692.48</b>	<b>\$ 51,289.80</b>	<b>\$ 49,994.68</b>	<b>\$ 11,987.60</b>
<b>CHARTER SCHOOLS STIMULUS FUND</b>	<b>\$ 3,567.45</b>	<b>\$ -</b>	<b>\$ -</b>	<b>\$ 3,567.45</b>
<b>SPECIAL EDUCATION FUND</b>				
Gf Special Education Voucher Programs		\$ 40,237,700.00	\$ 34,884,089.04	
Cash Transfer to General Fund		-	4,234,600.00	
<b>TOTAL FUND</b>	<b>\$ 91.55</b>	<b>\$ 40,237,700.00</b>	<b>\$ 39,118,689.04</b>	<b>\$ 1,119,102.51</b>
<b>FEDERAL GRANT FUND</b>				
Federal Funds		\$ -	\$ 786.67	
Education For The Disadvantaged		307,982,838.12	306,539,427.39	
No Child Left Behind Programs		124,337,897.90	125,396,424.99	
Special Education Programs		176,807,697.09	176,509,377.16	
Vocational And Adult Education Programs		39,857,813.14	39,495,127.10	
Child Nutrition Services		309,202,463.26	309,141,263.00	
Federal Consolidated Administration		4,714,917.77	5,053,200.35	
Other Federal Programs		6,607,581.89	6,703,036.65	
Other Financing Sources		19,399.23	-	
Interfund Transfers		1,321.68	-	
<b>TOTAL FUND</b>	<b>\$ 2,576,419.68</b>	<b>\$ 969,531,930.08</b>	<b>\$ 968,838,643.31</b>	<b>\$ 3,269,706.45</b>
<b>DONATIONS FUND</b>				
Private Donations And ISA Monies		\$ 207,467.34	\$ 249,016.79	
<b>TOTAL FUND</b>	<b>\$ 465,990.50</b>	<b>\$ 207,467.34</b>	<b>\$ 249,016.79</b>	<b>\$ 424,441.05</b>
<b>ARIZONA YOUTH FARM LOAN FUND</b>				
Private Donations And ISA Monies		\$ 8,469.47	\$ -	
<b>TOTAL FUND</b>	<b>\$ 418,696.52</b>	<b>\$ 8,469.47</b>	<b>\$ -</b>	<b>\$ 427,165.99</b>
<b>ENGLISH LEARNER CLASS PERSONNEL BONUS FUND</b>				
English Learner Classroom Bonus Fund		\$ (375,237.36)	\$ (252,662.96)	
<b>TOTAL FUND</b>	<b>\$ 156,940.41</b>	<b>\$ (375,237.36)</b>	<b>\$ (252,662.96)</b>	<b>\$ 34,366.01</b>
<b>RESEARCH-BASED SYSTEMATIC PHONICS INSTRUCTION FUND</b>				
	<b>\$ 3,041.79</b>	<b>\$ -</b>	<b>\$ -</b>	<b>\$ 3,041.79</b>

STATE OF ARIZONA  
OTHER GOVERNMENTAL FUNDS  
STATEMENT OF REVENUES, EXPENDITURES AND CHANGES IN FUND BALANCE  
BUDGETARY (LEGAL) BASIS  
FOR THE YEAR ENDED JUNE 30, 2009

	FUND BALANCE JULY 1, 2008	REVENUES AND TRANSFERS IN	EXPENDITURES AND TRANSFERS OUT	FUND BALANCE JUNE 30, 2009
<b>INTER-GOVERNMENTAL AND INTERAGENCY SERVICE AGREEMENT FUND</b>				
Private Donations And ISA Monies		\$ (39,124.32)	\$ 487,023.54	
Education For The Disadvantaged		239.40	134,004.85	
Vocational And Adult Education Programs		1,266,199.00	1,304,055.25	
Other Federal Programs		640,143.06	442,282.20	
<b>TOTAL FUND</b>	<b>\$ 1,313,805.79</b>	<b>\$ 1,867,457.14</b>	<b>\$ 2,367,365.84</b>	<b>\$ 813,897.09</b>
<b>E-LEARNING FUND</b>				
E-Learning Pilot Program 07		\$ -	\$ 2,989,515.34	
<b>TOTAL FUND</b>	<b>\$ 2,989,515.34</b>	<b>\$ -</b>	<b>\$ 2,989,515.34</b>	<b>\$ -</b>
<b>STATEWIDE COMPENSATORY INSTRUCTION FUND</b>				
EI- Compensatory Instruction 07		\$ (977,333.89)	\$ (14,105.28)	
<b>TOTAL FUND</b>	<b>\$ 985,190.22</b>	<b>\$ (977,333.89)</b>	<b>\$ (14,105.28)</b>	<b>\$ 21,961.61</b>
<b>DISPLACED PUPILS CHOICE GRANT FUND</b>				
Displaced Pupil Choice Grant Program 07		\$ 4,379.62	\$ 3,700.41	
<b>TOTAL FUND</b>	<b>\$ 1,755,737.50</b>	<b>\$ 4,379.62</b>	<b>\$ 3,700.41</b>	<b>\$ 1,756,416.71</b>
<b>ARIZONA SCHOLARSHIPS FOR PUPILS WITH DISABILITIES FUND</b>				
AZ Scholarships For Disabled Pupils 07		\$ -	\$ (972.59)	
<b>TOTAL FUND</b>	<b>\$ 728,975.09</b>	<b>\$ -</b>	<b>\$ (972.59)</b>	<b>\$ 729,947.68</b>
<b>ARIZONA STRUCTURED ENGLISH IMMERSION FUND</b>				
Sei-English Language Instruction FY09		\$ 41,300,133.30	\$ 40,971,145.81	
<b>TOTAL FUND</b>	<b>\$ -</b>	<b>\$ 41,300,133.30</b>	<b>\$ 40,971,145.81</b>	<b>\$ 328,987.49</b>
<b>FEDERAL ECONOMIC RECOVERY FUND</b>				
Education For The Disadvantaged		\$ 16,000.00	\$ 16,000.00	
<b>TOTAL FUND</b>	<b>\$ -</b>	<b>\$ 16,000.00</b>	<b>\$ 16,000.00</b>	<b>\$ -</b>
<b>DOE INTERNAL SERVICES FUND</b>				
Agency Chargebacks		\$ -	\$ 129,794.07	
Workshops And Conferences		4,251,710.55	4,461,875.35	
Printing And Publications		5,835.52	5,083.65	
Private Donations And ISA Monies		8,563.92	20,965.25	
Cash Transfer to General Fund		-	926,000.00	
<b>TOTAL FUND</b>	<b>\$ 2,173,679.07</b>	<b>\$ 4,266,109.99</b>	<b>\$ 5,543,718.32</b>	<b>\$ 896,070.74</b>
<b>EDUCATION COMMODITY FUND</b>				
Private Donations And ISA Monies		\$ 307,807.16	\$ 100,726.98	
<b>TOTAL FUND</b>	<b>\$ 63,505.50</b>	<b>\$ 307,807.16</b>	<b>\$ 100,726.98</b>	<b>\$ 270,585.68</b>
<b>INDIRECT COST RECOVERY FUND</b>				
Agency Chargebacks		\$ 5,042,476.79	\$ 4,803,544.30	
Cash Transfer to General Fund		-	172,500.00	
<b>TOTAL FUND</b>	<b>\$ 720,844.40</b>	<b>\$ 5,042,476.79</b>	<b>\$ 4,976,044.30</b>	<b>\$ 787,276.89</b>



STATE OF ARIZONA  
OTHER GOVERNMENTAL FUNDS  
STATEMENT OF REVENUES, EXPENDITURES AND CHANGES IN FUND BALANCE  
BUDGETARY (LEGAL) BASIS  
FOR THE YEAR ENDED JUNE 30, 2009

	FUND BALANCE JULY 1, 2008	REVENUES AND TRANSFERS IN	EXPENDITURES AND TRANSFERS OUT	FUND BALANCE JUNE 30, 2009
<b>ARIZONA HISTORICAL SOCIETY</b>				
<b>HISTORICAL SOCIETY MAGAZINE FUND</b>				
Publications Division		\$ -	\$ 71,107.83	
<b>TOTAL FUND</b>	<b>\$ 71,107.83</b>	<b>\$ -</b>	<b>\$ 71,107.83</b>	<b>\$ -</b>
<b>HISTORICAL SOCIETY PRESERVATION/RESTORE</b>				
Preservation & Restoration Program		\$ 25,162.40	\$ 55,520.34	
Cash Transfer to General Fund		-	500.00	
<b>TOTAL FUND</b>	<b>\$ 51,525.62</b>	<b>\$ 25,162.40</b>	<b>\$ 56,020.34</b>	<b>\$ 20,667.68</b>
<b>PERMANENT ARIZONA HISTORICAL SOCIETY REVOLVING FUND</b>				
Cad - Papago Park Museum		\$ 5,730.16	\$ 2,126.36	
Nad - Flagstaff Museum		4,064.70	8,967.39	
Sad - Tucson Museum		1,104.52	834.79	
Admissions Revenue		233,492.34	339,185.79	
Cash Transfer to General Fund		-	1,100.00	
<b>TOTAL FUND</b>	<b>\$ 146,261.65</b>	<b>\$ 244,391.72</b>	<b>\$ 352,214.33</b>	<b>\$ 38,439.04</b>
<b>ARIZONA HISTORICAL SOCIETY SPECIAL PROGRAM PAYROLL TRUST FUND</b>	<b>\$ (4,567.81)</b>	<b>\$ -</b>	<b>\$ -</b>	<b>\$ (4,567.81)</b>
<b>ARIZONA COMMISSION ON THE ARTS</b>				
<b>FEDERAL GRANT FUND</b>				
Basic State Grants 2006		\$ 589,731.94	\$ 573,968.16	
GAAP Revenue Offset		(50,000.00)	-	
Cash and Cash Equivalents	\$ -			\$ 17,142.97
Claims Payable	-			(1,379.19)
Due to Other Funds	-			(50,000.00)
<b>TOTAL FUND</b>	<b>\$ -</b>	<b>\$ 539,731.94</b>	<b>\$ 573,968.16</b>	<b>\$ (34,236.22)</b>
<b>THE ARTS FUND</b>				
Basic State Grants 2006		\$ 267,168.06	\$ 267,179.62	
Basic State Grants 2007		-	29,810.81	
Arts In Education 2007		-	6,323.04	
Local Grants		130,229.00	148,511.11	
Cash Transfer to General Fund		-	5,200.00	
GAAP Revenue Offset		50,000.00	-	
Interfund Transfers		-	500.00	
<b>TOTAL FUND</b>	<b>\$ 143,956.91</b>	<b>\$ 447,397.06</b>	<b>\$ 457,524.58</b>	<b>\$ 133,829.39</b>
<b>ARIZONA ARTS TRUST FUND</b>				
Advancement of Arts Grants		\$ 1,487,520.00	\$ 1,923,819.00	
Appropriated Activity		-	51,535.58	
<b>TOTAL FUND</b>	<b>\$ 553,464.91</b>	<b>\$ 1,487,520.00</b>	<b>\$ 1,975,354.58</b>	<b>\$ 65,630.33</b>
<b>ARIZONA ARTS ENDOWMENT FUND</b>				
Arts Endowment Principal		\$ 400,312.55	\$ -	
Art Organizations Project Grants		-	1,076,006.00	
Cash Transfer to General Fund		-	5,347,700.00	
<b>TOTAL FUND</b>	<b>\$ 20,680,147.70</b>	<b>\$ 400,312.55</b>	<b>\$ 6,423,706.00</b>	<b>\$ 14,656,754.25</b>

See accompanying notes to financial statements.

STATE OF ARIZONA  
OTHER GOVERNMENTAL FUNDS  
STATEMENT OF REVENUES, EXPENDITURES AND CHANGES IN FUND BALANCE  
BUDGETARY (LEGAL) BASIS  
FOR THE YEAR ENDED JUNE 30, 2009

	FUND BALANCE JULY 1, 2008	REVENUES AND TRANSFERS IN	EXPENDITURES AND TRANSFERS OUT	FUND BALANCE JUNE 30, 2009
<b>BOARD OF MEDICAL STUDENT LOANS</b>				
<b>MEDICAL STUDENT LOAN FUND</b>				
Medical Student Loans Revenue		\$ 19,449.73	\$ -	
Appropriated Activity		-	456,183.00	
<b>TOTAL FUND</b>	<b>\$ 492,256.60</b>	<b>\$ 19,449.73</b>	<b>\$ 456,183.00</b>	<b>\$ 55,523.33</b>
<b>COMMISSION FOR POSTSECONDARY EDUCATION</b>				
<b>PRIV POSTSEC EDU STUDENT FIN ASSIST FUND</b>				
Ppe Student Financial Assistance Program		\$ 389.10	\$ (15,890.16)	
Cash Transfer to General Fund		-	1,600.00	
<b>TOTAL FUND</b>	<b>\$ 980,033.32</b>	<b>\$ 389.10</b>	<b>\$ (14,290.16)</b>	<b>\$ 994,712.58</b>
<b>EARLY GRADUATION SCHOLARSHIP FUND</b>				
Early Graduation Scholarship Program		\$ 4,477,434.39	\$ 385,093.61	
Cash Transfer to General Fund		-	3,014,700.00	
<b>TOTAL FUND</b>	<b>\$ 3,229,912.31</b>	<b>\$ 4,477,434.39</b>	<b>\$ 3,399,793.61</b>	<b>\$ 4,307,553.09</b>
<b>POSTSECONDARY EDUCATION GRANT FUND</b>				
Postsecondary Education Grant Program		\$ -	\$ 102,120.00	
Cash Transfer to General Fund		-	2,100.00	
<b>TOTAL FUND</b>	<b>\$ 104,402.28</b>	<b>\$ -</b>	<b>\$ 104,220.00</b>	<b>\$ 182.28</b>
<b>PRESCOTT HISTORICAL SOCIETY OF ARIZONA</b>				
<b>DONATIONS FUND</b>				
Trades Building Matching Donations		\$ 17,569.65	\$ 20,069.65	
<b>TOTAL FUND</b>	<b>\$ 2,500.00</b>	<b>\$ 17,569.65</b>	<b>\$ 20,069.65</b>	<b>\$ -</b>
<b>ARIZONA STATE SCHOOLS FOR THE DEAF AND THE BLIND</b>				
<b>FEDERAL GRANT FUND</b>				
Tucson Campus - Federal Grants		\$ 347,606.68	\$ 320,288.60	
Phoenix Campus - Federal Grants		401,827.23	470,886.97	
Cooperatives - Federal Grants		11,120.29	249,710.23	
Preschool / Outreach - Federal Grants		795,375.42	668,915.18	
Agency / Statewide - Federal Grants		623,618.29	473,538.22	
<b>TOTAL FUND</b>	<b>\$ 311,412.58</b>	<b>\$ 2,179,547.91</b>	<b>\$ 2,183,339.20</b>	<b>\$ 307,621.29</b>
<b>STATE GRANTS FUND</b>				
Tucson Campus - Non-Federal Grants		\$ 6,069.34	\$ 7,594.37	
Phoenix Campus - Non-Federal Grants		2,309.05	3,188.18	
Cooperatives - Non-Federal Grants		649.58	1,283.61	
Preschool /Outreach - Non-Federal Grants		10,604.22	16,324.93	
Agency / Statewide - Non-Federal Grants		11,756.92	8,114.75	
Cash Transfer to General Fund		-	500.00	
<b>TOTAL FUND</b>	<b>\$ 17,516.57</b>	<b>\$ 31,389.11</b>	<b>\$ 37,005.84</b>	<b>\$ 11,899.84</b>
<b>INTER-GOVERNMENTAL AND INTERAGENCY SERVICE AGREEMENT FUND</b>				
	<b>\$ 45,989.27</b>	<b>\$ -</b>	<b>\$ -</b>	<b>\$ 45,989.27</b>

**STATE OF ARIZONA  
OTHER GOVERNMENTAL FUNDS  
STATEMENT OF REVENUES, EXPENDITURES AND CHANGES IN FUND BALANCE  
BUDGETARY (LEGAL) BASIS  
FOR THE YEAR ENDED JUNE 30, 2009**

	<u>FUND BALANCE JULY 1, 2008</u>	<u>REVENUES AND TRANSFERS IN</u>	<u>EXPENDITURES AND TRANSFERS OUT</u>	<u>FUND BALANCE JUNE 30, 2009</u>
<b>TRUST FUND</b>				
Trust Funds Non-Appropriated		\$ 60,017.13	\$ (614.75)	
Tucson Campus - Trust Funds		-	46,216.66	
Phoenix Campus - Trust Funds		-	15,019.11	
Cooperatives - Trust Funds		-	3,978.53	
Preschool / Outreach - Trust Funds		-	6,055.37	
<b>TOTAL FUND</b>	<b><u>\$ 15,538.46</u></b>	<b><u>\$ 60,017.13</u></b>	<b><u>\$ 70,654.92</u></b>	<b><u>\$ 4,900.67</u></b>
<b>ASDB COOPERATIVE SERVICES FUND</b>				
NorAZ - Non-Appropriated		\$ -	\$ 48.95	
North Central Regional Cooperative		4,213,901.18	4,231,629.23	
Southeast Regional Cooperative		4,648,443.81	4,485,639.08	
Southwest Regional Cooperative		1,801,736.16	1,891,986.71	
Desert Valley Regional Cooperative		3,324,245.78	3,051,767.98	
Eastern Highlands Regional Cooperative		1,482,610.07	1,708,786.09	
Technical Assistance To Schools		100,000.00	92,892.36	
Cash Transfer to General Fund		-	156,300.00	
<b>TOTAL FUND</b>	<b><u>\$ 4,858,199.49</u></b>	<b><u>\$ 15,570,937.00</u></b>	<b><u>\$ 15,619,050.40</u></b>	<b><u>\$ 4,810,086.09</u></b>
<b>ENTERPRISE FUND</b>				
Tucson Campus - Enterprise		\$ 103,535.22	\$ 76,904.09	
Cash Transfer to General Fund		-	400.00	
<b>TOTAL FUND</b>	<b><u>\$ 75,613.05</u></b>	<b><u>\$ 103,535.22</u></b>	<b><u>\$ 77,304.09</u></b>	<b><u>\$ 101,844.18</u></b>
<b>SCHOOL FACILITIES BOARD</b>				
<b>AZ ENERGY AND WATER SAVINGS GRANT FUND</b>				
Energy And Water Savings Program		\$ -	\$ 1,953,564.32	
<b>TOTAL FUND</b>	<b><u>\$ 2,281,815.30</u></b>	<b><u>\$ -</u></b>	<b><u>\$ 1,953,564.32</u></b>	<b><u>\$ 328,250.98</u></b>
<b>LEASE TO OWN FUND (SCHOOL FACILITIES BD)</b>				
2003 COP Debt Service		\$ 79,151,400.00	\$ 79,126,777.83	
<b>TOTAL FUND</b>	<b><u>\$ 198,696.68</u></b>	<b><u>\$ 79,151,400.00</u></b>	<b><u>\$ 79,126,777.83</u></b>	<b><u>\$ 223,318.85</u></b>
<b>BUILDING RENEWAL GRANT FUND</b>				
Building Renewal Grant		\$ 20,000,000.00	\$ 2,005,200.10	
Cash Transfer to General Fund		-	13,000,000.00	
<b>TOTAL FUND</b>	<b><u>\$ -</u></b>	<b><u>\$ 20,000,000.00</u></b>	<b><u>\$ 15,005,200.10</u></b>	<b><u>\$ 4,994,799.90</u></b>
<b>DEFICIENCIES CORRECTION FUND</b>				
Deficiencies Correction Fund		\$ -	\$ (223,419.92)	
Deficiencies Corrections		-	282,804.09	
<b>TOTAL FUND</b>	<b><u>\$ 860,369.95</u></b>	<b><u>\$ -</u></b>	<b><u>\$ 59,384.17</u></b>	<b><u>\$ 800,985.78</u></b>
<b>NEW SCHOOL FACILITIES FUND</b>				
New School Facilities Appropriation		\$ 2,178,539.64	\$ 495,576.45	
New School Facilities		561,171,043.20	225,796,663.83	
Full-Day Kindergarten		-	1,694,335.00	
2003 COP Proceeds		560,560,100.00	546,004,271.00	
<b>TOTAL FUND</b>	<b><u>\$ 1,492,915.75</u></b>	<b><u>\$ 1,123,909,682.84</u></b>	<b><u>\$ 773,990,846.28</u></b>	<b><u>\$ 351,411,752.31</u></b>
<b>BUILDING RENEWAL FUND</b>				
Building Renewal		\$ -	\$ 615.00	
<b>TOTAL FUND</b>	<b><u>\$ 5,616.00</u></b>	<b><u>\$ -</u></b>	<b><u>\$ 615.00</u></b>	<b><u>\$ 5,001.00</u></b>

See accompanying notes to financial statements.

STATE OF ARIZONA  
OTHER GOVERNMENTAL FUNDS  
STATEMENT OF REVENUES, EXPENDITURES AND CHANGES IN FUND BALANCE  
BUDGETARY (LEGAL) BASIS  
FOR THE YEAR ENDED JUNE 30, 2009

	FUND BALANCE JULY 1, 2008	REVENUES AND TRANSFERS IN	EXPENDITURES AND TRANSFERS OUT	FUND BALANCE JUNE 30, 2009
<b>EMERGENCY DEFICIENCIES CORRECTION FUND</b>				
Emergency Deficiencies Corrections		\$ 3,287,967.76	\$ 4,773,242.29	
<b>TOTAL FUND</b>	<b>\$ 3,427,172.07</b>	<b>\$ 3,287,967.76</b>	<b>\$ 4,773,242.29</b>	<b>\$ 1,941,897.54</b>
<b>SCHOOL FACILITIES REVENUE</b>				
<b>BOND DEBT SERVICE FUND</b>				
School Facilities Rev Bond Debt Service		\$ 74,403,774.07	\$ 66,463,419.84	
Cash Transfer to General Fund		-	1,616,000.00	
<b>TOTAL FUND</b>	<b>\$ 12,045,348.81</b>	<b>\$ 74,403,774.07</b>	<b>\$ 68,079,419.84</b>	<b>\$ 18,369,703.04</b>
<b>STATE SCHOOL TRUST REVENUE</b>				
<b>BOND DEBT SERVICE FUND</b>				
	\$ 299.65	-	-	\$ 299.65
<b>SCHOOL IMPROVEMENT REVENUE</b>				
<b>BOND DEBT SERVICE FUND</b>				
State School Trust Rev Bond Debt Service		\$ 24,337,826.17	\$ 27,177,255.10	
Cash Transfer to General Fund		-	582,200.00	
<b>TOTAL FUND</b>	<b>\$ 3,432,521.30</b>	<b>\$ 24,337,826.17</b>	<b>\$ 27,759,455.10</b>	<b>\$ 10,892.37</b>
<b>PROTECTION AND SAFETY</b>				
<b>AUTOMOBILE THEFT AUTHORITY</b>				
<b>FEDERAL GRANT FUND</b>				
'Watch Your Car' Program Grants		-	145.42	
<b>TOTAL FUND</b>	<b>\$ 2,582.92</b>	<b>-</b>	<b>\$ 145.42</b>	<b>\$ 2,437.50</b>
<b>BOARD OF FINGERPRINTING</b>				
<b>BOARD OF FINGERPRINTING FUND</b>				
Fingerprint Exception Program		\$ 560,916.00	\$ 560,310.75	
Cash Transfer to General Fund		-	51,000.00	
<b>TOTAL FUND</b>	<b>\$ 213,329.17</b>	<b>\$ 560,916.00</b>	<b>\$ 611,310.75</b>	<b>\$ 162,934.42</b>
<b>STATE DEPARTMENT OF CORRECTIONS</b>				
<b>FEDERAL GRANT FUND</b>				
Federal Grants - Support Services		\$ 46,074.05	\$ 46,076.86	
Federal Grants - Offender Operations		13,209,171.44	13,214,645.51	
Federal Grants - Program Services		1,954,648.89	2,126,342.33	
<b>TOTAL FUND</b>	<b>\$ 319,891.72</b>	<b>\$ 15,209,894.38</b>	<b>\$ 15,387,064.70</b>	<b>\$ 142,721.40</b>
<b>STATE EDUCATION FUND</b>				
<b>FOR CORRECTIONAL EDUCATION</b>				
Appropriated Activity		\$ 459,054.94	\$ 252,135.25	
<b>TOTAL FUND</b>	<b>\$ 1,936.13</b>	<b>\$ 459,054.94</b>	<b>\$ 252,135.25</b>	<b>\$ 208,855.82</b>
<b>TRANSITION OFFICE FUND</b>				
Appropriated Activity		\$ 515,256.56	\$ 517,155.26	
<b>TOTAL FUND</b>	<b>\$ 96,025.84</b>	<b>\$ 515,256.56</b>	<b>\$ 517,155.26</b>	<b>\$ 94,127.14</b>
<b>EMPLOYEE RECOGNITION FUND</b>	<b>\$ 156.51</b>	<b>-</b>	<b>-</b>	<b>\$ 156.51</b>

See accompanying notes to financial statements.

STATE OF ARIZONA  
OTHER GOVERNMENTAL FUNDS  
STATEMENT OF REVENUES, EXPENDITURES AND CHANGES IN FUND BALANCE  
BUDGETARY (LEGAL) BASIS  
FOR THE YEAR ENDED JUNE 30, 2009

	FUND BALANCE JULY 1, 2008	REVENUES AND TRANSFERS IN	EXPENDITURES AND TRANSFERS OUT	FUND BALANCE JUNE 30, 2009
<b>INTER-GOVERNMENTAL AND INTERAGENCY SERVICE AGREEMENT FUND</b>				
Inter-Gov'tal & Interagency Srvc Agreements		\$ 163,853.27	\$ 223,204.18	
Cash Transfer to General Fund		-	5,000.00	
<b>TOTAL FUND</b>	<b>\$ 123,468.78</b>	<b>\$ 163,853.27</b>	<b>\$ 228,204.18</b>	<b>\$ 59,117.87</b>
<b>CREDIT CARD CLEARING FUND</b>				
ACI - Operations		\$ 27.33	-	
<b>TOTAL FUND</b>	<b>\$ (27.33)</b>	<b>\$ 27.33</b>	<b>\$ -</b>	<b>\$ -</b>
<b>DEPARTMENT OF CORRECTIONS FUND</b>				
Donations		\$ 755.34	\$ 4,274.86	
<b>TOTAL FUND</b>	<b>\$ 4,896.59</b>	<b>\$ 755.34</b>	<b>\$ 4,274.86</b>	<b>\$ 1,377.07</b>
<b>RISK MANAGEMENT INSURANCE REIMBURSEMENT FUND</b>				
Risk Management Insurance Reimbursements		\$ 549,132.80	\$ 445,545.38	
<b>TOTAL FUND</b>	<b>\$ 231,319.47</b>	<b>\$ 549,132.80</b>	<b>\$ 445,545.38</b>	<b>\$ 334,906.89</b>
<b>INDIRECT COST RECOVERY FUND</b>				
Indirect Costs		\$ 1,025,743.20	\$ 1,137,176.80	
Federal Grants - Support Services		180,934.58	181,595.94	
Cash Transfer to General Fund		-	61,500.00	
<b>TOTAL FUND</b>	<b>\$ 209,581.50</b>	<b>\$ 1,206,677.78</b>	<b>\$ 1,380,272.74</b>	<b>\$ 35,986.54</b>
<b>DEPARTMENT OF JUVENILE CORRECTIONS</b>				
<b>FEDERAL GRANT FUND</b>				
Non-Appropriated Funds		\$ 64,846.00	\$ 49,286.60	
Secure Care		1,229,871.70	768,539.25	
Administration		23,614.92	30,896.24	
Education		1,545,798.93	1,532,573.56	
Non-Approp SR Funds		5,400.00	-	
<b>TOTAL FUND</b>	<b>\$ 190,706.24</b>	<b>\$ 2,869,531.55</b>	<b>\$ 2,381,295.65</b>	<b>\$ 678,942.14</b>
<b>DONATIONS FUND</b>				
Secure Care		\$ 1,500.00	\$ 1,419.99	
Education		150.00	-	
<b>TOTAL FUND</b>	<b>\$ 7,775.23</b>	<b>\$ 1,650.00</b>	<b>\$ 1,419.99</b>	<b>\$ 8,005.24</b>
<b>STATE EDUCATION FUND FOR COMMITTED YOUTH</b>				
Operating Revenue		\$ 2,560,897.07	-	
Appropriated Activity		-	2,523,486.65	
<b>TOTAL FUND</b>	<b>\$ 200,000.52</b>	<b>\$ 2,560,897.07</b>	<b>\$ 2,523,486.65</b>	<b>\$ 237,410.94</b>
<b>DEPARTMENT OF JUVENILE CORRECTIONS RESTITUTION FUND</b>				
Administration		\$ 20,413.49	\$ 14,713.19	
<b>TOTAL FUND</b>	<b>\$ 7,860.82</b>	<b>\$ 20,413.49</b>	<b>\$ 14,713.19</b>	<b>\$ 13,561.12</b>
<b>INTER-GOVERNMENTAL AND INTERAGENCY SERVICE AGREEMENT FUND</b>				
Community Corrections		-	\$ 262,863.36	
<b>TOTAL FUND</b>	<b>\$ 262,863.36</b>	<b>\$ -</b>	<b>\$ 262,863.36</b>	<b>\$ -</b>

STATE OF ARIZONA  
OTHER GOVERNMENTAL FUNDS  
STATEMENT OF REVENUES, EXPENDITURES AND CHANGES IN FUND BALANCE  
BUDGETARY (LEGAL) BASIS  
FOR THE YEAR ENDED JUNE 30, 2009

	FUND BALANCE JULY 1, 2008	REVENUES AND TRANSFERS IN	EXPENDITURES AND TRANSFERS OUT	FUND BALANCE JUNE 30, 2009
<b>INDIRECT COST RECOVERY FUND</b>				
Administration		\$ 84,957.81	\$ 237.22	
Cash Transfer to General Fund		-	37,000.00	
<b>TOTAL FUND</b>	<b>\$ 68,250.63</b>	<b>\$ 84,957.81</b>	<b>\$ 37,237.22</b>	<b>\$ 115,971.22</b>
<b>ARIZONA CRIMINAL JUSTICE COMMISSION</b>				
<b>FEDERAL GRANT FUND</b>				
Crime Victims		\$ 988,926.50	\$ 953,659.33	
Statistical Analysis Center		274,781.42	294,516.45	
CJ Systems Improvement & Info Technology		2,081,812.77	2,174,712.42	
Crime Control		13,739,321.90	14,702,321.79	
<b>TOTAL FUND</b>	<b>\$ 3,355,195.96</b>	<b>\$ 17,084,842.59</b>	<b>\$ 18,125,209.99</b>	<b>\$ 2,314,828.56</b>
<b>DEPARTMENT OF EMERGENCY AND MILITARY AFFAIRS</b>				
<b>FEDERAL GRANT FUND</b>				
<b>Federal Grants - General</b>				
Nonappropriated Fund		\$ -	\$ (3,577.02)	
MA Federal Funding - Army Nat'l Guard		20,841.30	20,841.30	
<b>Total Federal Grants - General</b>		<b>\$ 20,841.30</b>	<b>\$ 17,264.28</b>	
<b>Federal Grants - Emergency Management</b>				
Nonappropriated Fund		\$ -	\$ (8,360.74)	
Response And Recovery		3,242,108.50	3,269,511.45	
Mitigation And Preparedness		9,317,047.16	9,439,640.91	
<b>Total Federal Grants - Emergency Mgmt</b>		<b>\$ 12,559,155.66</b>	<b>\$ 12,700,791.62</b>	
<b>Federal Grants - Military Affairs</b>				
Nonappropriated Fund		\$ 15,927,587.76	\$ 580,676.02	
MA Federal Funding - Army Nat'l Guard		40,210,225.85	26,312,621.00	
MA Federal Funding - Air Nat'l Guard		896,969.67	8,503,528.01	
MA Federal Funding - Military Constructn		4,791,739.03	29,360,606.28	
MA Federal Funding - Project Challenge		-	1,327,279.66	
<b>Total Federal Grants - Military Affairs</b>		<b>\$ 61,826,522.31</b>	<b>\$ 66,084,710.97</b>	
<b>Federal Support</b>				
Indirect Costs		\$ 857,262.90	\$ 917,473.62	
<b>Federal Cooperative Agreement Income</b>				
Indirect Costs		\$ 674,321.50	\$ 1,140,718.12	
Interfund Transfers		2,347.65	-	
<b>Total Federal Cooperative Agreement Income</b>		<b>\$ 676,669.15</b>	<b>\$ 1,140,718.12</b>	
<b>TOTAL FUND</b>	<b>\$ 14,727,219.96</b>	<b>\$ 75,940,451.32</b>	<b>\$ 80,860,958.61</b>	<b>\$ 9,806,712.67</b>
<b>DONATIONS FUND</b>				
Project Challenge Donations		\$ 139,601.52	\$ 933,194.70	
<b>TOTAL FUND</b>	<b>\$ 798,768.19</b>	<b>\$ 139,601.52</b>	<b>\$ 933,194.70</b>	<b>\$ 5,175.01</b>
<b>CAMP NAVAJO FUND</b>				
Camp Navajo		\$ 10,235,523.22	\$ 10,671,105.11	
<b>TOTAL FUND</b>	<b>\$ 2,270,509.04</b>	<b>\$ 10,235,523.22</b>	<b>\$ 10,671,105.11</b>	<b>\$ 1,834,927.15</b>

See accompanying notes to financial statements.

**STATE OF ARIZONA  
OTHER GOVERNMENTAL FUNDS  
STATEMENT OF REVENUES, EXPENDITURES AND CHANGES IN FUND BALANCE  
BUDGETARY (LEGAL) BASIS  
FOR THE YEAR ENDED JUNE 30, 2009**

	<u>FUND BALANCE JULY 1, 2008</u>	<u>REVENUES AND TRANSFERS IN</u>	<u>EXPENDITURES AND TRANSFERS OUT</u>	<u>FUND BALANCE JUNE 30, 2009</u>
<b>NUCLEAR EMERGENCY MANAGEMENT FUND</b>				
State Off-Site Emergency Plans		\$ 487,488.00	\$ 492,737.36	
Maricopa County Off-Site Emergency Plans		354,558.00	354,558.00	
<b>TOTAL FUND</b>	<b>\$ 9,533.98</b>	<b>\$ 842,046.00</b>	<b>\$ 847,295.36</b>	<b>\$ 4,284.62</b>
<b>NATIONAL GUARD FUND</b>				
Armory Rentals		\$ 156,874.62	\$ 196,727.10	
<b>TOTAL FUND</b>	<b>\$ 40,607.48</b>	<b>\$ 156,874.62</b>	<b>\$ 196,727.10</b>	<b>\$ 755.00</b>
<b>DEPARTMENT OF PUBLIC SAFETY</b>				
<b>FEDERAL GRANT FUND</b>				
Highway Patrol Division		\$ 927,547.33	\$ 918,279.59	
Commercial Vehicle Enforcement		7,110,451.59	7,106,162.41	
Criminal Investigations		3,236,914.23	3,519,613.62	
Rocky Mountain Information Network		5,509,691.00	5,548,721.73	
GITEM Group		117,043.08	118,826.43	
Agency Support Division		7,772,815.86	7,745,774.56	
Scientific Analysis		1,835,395.83	1,668,546.78	
Information Technology Group		175,791.00	139,468.50	
Communications Group		2,587,750.47	2,515,583.18	
Records And Identification Bureau		54,913.00	38,922.00	
Interfund Transfers		15.00	-	
<b>TOTAL FUND</b>	<b>\$ 647,645.93</b>	<b>\$ 29,328,328.39</b>	<b>\$ 29,319,898.80</b>	<b>\$ 656,075.52</b>
<b>DPS JOINT FUND CONTROL FUND</b>				
DPS Joint Fund		\$ 191,209,918.92	\$ 189,361,564.48	
Cash Transfer to General Fund		-	2,340,800.00	
<b>TOTAL FUND</b>	<b>\$ 1,714,646.12</b>	<b>\$ 191,209,918.92</b>	<b>\$ 191,702,364.48</b>	<b>\$ 1,222,200.56</b>
<b>DPS ADMINISTRATION FUND</b>				
Highway Patrol Division		\$ 355,834.40	\$ 320,762.87	
Rocky Mountain Information Network		150,529.03	148,920.54	
GITEM Group		-	4,723.97	
Agency Support Division		581,468.83	471,091.27	
Criminal Justice Support Division		-	149,365.61	
Scientific Analysis		1,436,495.30	1,045,194.19	
Cash Transfer to General Fund		-	717,800.00	
<b>TOTAL FUND</b>	<b>\$ 1,179,054.61</b>	<b>\$ 2,524,327.56</b>	<b>\$ 2,857,858.45</b>	<b>\$ 845,523.72</b>
<b>SEX OFFENDER MONITORING FUND</b>				
Sex Offender Notification(Revenues Only)		\$ 16,627.82	\$ -	
Appropriated Activity		-	50,000.00	
<b>TOTAL FUND</b>	<b>\$ 39,090.35</b>	<b>\$ 16,627.82</b>	<b>\$ 50,000.00</b>	<b>\$ 5,718.17</b>
<b>BOARD OF FINGERPRINTING FUND</b>				
Licensing And Regulatory Bureau		\$ 556,718.00	\$ 560,916.00	
<b>TOTAL FUND</b>	<b>\$ 4,198.00</b>	<b>\$ 556,718.00</b>	<b>\$ 560,916.00</b>	<b>\$ -</b>
<b>MOTORCYCLE SAFETY FUND</b>				
Appropriated Activity		\$ -	\$ 76,616.24	
Interfund Transfers		81,316.49	-	
<b>TOTAL FUND</b>	<b>\$ 389.78</b>	<b>\$ 81,316.49</b>	<b>\$ 76,616.24</b>	<b>\$ 5,090.03</b>

See accompanying notes to financial statements.

**STATE OF ARIZONA  
OTHER GOVERNMENTAL FUNDS  
STATEMENT OF REVENUES, EXPENDITURES AND CHANGES IN FUND BALANCE  
BUDGETARY (LEGAL) BASIS  
FOR THE YEAR ENDED JUNE 30, 2009**

	<u>FUND BALANCE JULY 1, 2008</u>	<u>REVENUES AND TRANSFERS IN</u>	<u>EXPENDITURES AND TRANSFERS OUT</u>	<u>FUND BALANCE JUNE 30, 2009</u>
<b>DEPARTMENT OF PUBLIC SAFETY LICENSING FUND</b>				
Licensing And Regulatory Bureau		\$ 1,182,160.00	\$ 1,059,429.03	
Cash Transfer to General Fund		-	238,400.00	
<b>TOTAL FUND</b>	<b>\$ 419,090.58</b>	<b>\$ 1,182,160.00</b>	<b>\$ 1,297,829.03</b>	<b>\$ 303,421.55</b>
<b>INTER-GOVERNMENTAL AND INTERAGENCY SERVICE AGREEMENT FUND</b>				
Highway Patrol Division		\$ 3,786,365.49	\$ 3,784,151.65	
Criminal Investigations		3,646,545.25	3,687,334.41	
Agency Support Division		(13,654.40)	-	
Scientific Analysis		99,000.00	90,973.59	
Communications Group		1,033,000.00	978,823.92	
IGA & ISA Fund		-	42,752.07	
<b>TOTAL FUND</b>	<b>\$ 1,817,610.52</b>	<b>\$ 8,551,256.34</b>	<b>\$ 8,584,035.64</b>	<b>\$ 1,784,831.22</b>
<b>RISK MANAGEMENT FUND</b>				
Appropriated Activity		\$ -	\$ 292,766.34	
Interfund Transfers		296,200.00	-	
GAAP Expenditure Offset		-	21,550.05	
<b>TOTAL FUND</b>	<b>\$ 159,324.16</b>	<b>\$ 296,200.00</b>	<b>\$ 314,316.39</b>	<b>\$ 141,207.77</b>
<b>INDIRECT COST RECOVERY FUND</b>				
Commercial Vehicle Enforcement		\$ -	\$ (73,318.17)	
Aviation		-	64,722.25	
Criminal Investigations		-	204,946.71	
Agency Support Division		1,084,219.08	602,987.62	
Scientific Analysis		-	(59,903.45)	
Information Technology Group		-	79,565.61	
Records And Identification Bureau		-	57,984.86	
Cash Transfer to General Fund		\$ -	\$ 32,300.00	
<b>TOTAL FUND</b>	<b>\$ 1,846,802.54</b>	<b>\$ 1,084,219.08</b>	<b>\$ 909,285.43</b>	<b>\$ 2,021,736.19</b>
<b>TRANSPORTATION</b>				
<b>DEPARTMENT OF TRANSPORTATION</b>				
<b>GRANT ANTICIPATION NOTES FUND</b>				
Bond Proceeds GANS 2008a		\$ 1,224,026.08	\$ 51,166,183.10	
Bond Proceeds GANS 2009a		62,602,594.58	459,719.87	
Debt Service GANS Series 2003a		19,232,251.83	19,232,250.00	
Debt Service GANS 2004a		1,126,805.37	1,126,581.26	
Debt Service GANS 2004b		14,864,074.94	14,861,000.00	
Debt Service GANS 2008a		3,322,599.12	3,320,600.00	
Non-Approp SR Activity		38,540,432.84	38,540,431.65	
<b>TOTAL FUND</b>	<b>\$ 57,947,746.23</b>	<b>\$ 140,912,784.76</b>	<b>\$ 128,706,765.88</b>	<b>\$ 70,153,765.11</b>
<b>BOND PROCEEDS FUND</b>				
Bond Proceeds HURF 2006 Series		\$ 369,299.00	\$ 29,836,622.17	
Bond Proceeds RARF 2007 Series		6,031,355.67	285,720,344.73	
Bond Proceeds HURF 2008a Series		3,751,293.65	128,558,212.99	
Bond Proceeds HURF 2008b Series		191,610,419.51	29,649,283.63	
Bond Proceeds Rarf 2009 Series		483,485,525.35	1,896,712.90	
<b>TOTAL FUND</b>	<b>\$ 501,839,926.78</b>	<b>\$ 685,247,893.18</b>	<b>\$ 475,661,176.42</b>	<b>\$ 711,426,643.54</b>

See accompanying notes to financial statements.



STATE OF ARIZONA  
OTHER GOVERNMENTAL FUNDS  
STATEMENT OF REVENUES, EXPENDITURES AND CHANGES IN FUND BALANCE  
BUDGETARY (LEGAL) BASIS  
FOR THE YEAR ENDED JUNE 30, 2009

	FUND BALANCE JULY 1, 2008	REVENUES AND TRANSFERS IN	EXPENDITURES AND TRANSFERS OUT	FUND BALANCE JUNE 30, 2009
<b>HIGHWAY DEBT SERVICE FUND</b>				
Bond Debt Svc HURF 2001		\$ 10,054,845.66	\$ 10,110,928.57	
Bond Debt Svc HURF 1999 Series		6,750,060.50	6,791,165.00	
Bond Debt Svc HURF 2002		1,960,831.08	1,968,805.00	
Debt Svc HURF Refunding 2002a		3,810,531.43	3,824,577.50	
Bond Debt Svc HURF 2002 Series		7,345,007.96	7,373,450.00	
Debt Service HURF 2003 Series		21,735,550.21	21,858,900.00	
HURF Bond Debt Svc 1993a		35,808,328.14	35,799,000.00	
Bond Debt Svc HURF 2003a Series		7,080,856.11	7,106,335.00	
Debt Svc HURF Refunding 2004a		2,500,427.03	2,721,000.00	
Debt Service HURF 2004b		9,380,029.15	9,413,000.00	
Debt Svc HURF Refunding 2005a		7,360,503.79	7,388,087.50	
Debt Svc HURF 2005b Series		5,901,882.84	5,922,550.00	
Debt Service HURF 2006 Series		16,052,708.21	16,106,200.00	
Service HURF 2008a Series		10,765,732.65	10,703,326.38	
Service HURF 2008b Series		6,956,928.91	6,927,983.34	
<b>TOTAL FUND</b>	<b>\$ 2,347,359.30</b>	<b>\$ 153,464,223.67</b>	<b>\$ 154,015,308.29</b>	<b>\$ 1,796,274.68</b>
<b>DEBT SERVICE FUND</b>				
Bond Debt Svc RARF 2007 Series		\$ 31,260,873.72	\$ 31,017,950.00	
<b>TOTAL FUND</b>	<b>\$ 87,444.00</b>	<b>\$ 31,260,873.72</b>	<b>\$ 31,017,950.00</b>	<b>\$ 330,367.72</b>
<b>NATURAL REOURCES</b>				
<b>OFFICE OF THE STATE FORESTER</b>				
<b>COOPERATIVE FORESTRY FUND</b>				
Co-Op Federal Grants		\$ 9,217,966.77	\$ 8,326,651.05	
Other Forestry Programs		253,799.03	25,339.02	
Co-Op Inmate Fire Crews		1,653,435.24	821,252.44	
Cash Transfer to General Fund		-	19,100.00	
<b>TOTAL FUND</b>	<b>\$ -</b>	<b>\$ 11,125,201.04</b>	<b>\$ 9,192,342.51</b>	<b>\$ 1,932,858.53</b>
<b>INTER-GOVERNMENTAL AND INTERAGENCY SERVICE AGREEMENT FUND</b>				
Fire Suppression Operating Expenses		\$ 2,489,900.00	\$ 2,397,092.62	
Inmate Fire Crews		965,200.00	852,008.46	
<b>TOTAL FUND</b>	<b>\$ -</b>	<b>\$ 3,455,100.00</b>	<b>\$ 3,249,101.08</b>	<b>\$ 205,998.92</b>
<b>ARIZONA GAME AND FISH DEPARTMENT</b>				
<b>CREDIT CARD REVENUE CLEARING FUND</b>				
Investment - All Funds		\$ (22,272.80)	\$ -	
Revenue Collections - Non-Approp Funds		(19,272.65)	-	
<b>TOTAL FUND</b>	<b>\$ 127,626.19</b>	<b>\$ (41,545.45)</b>	<b>\$ -</b>	<b>\$ 86,080.74</b>
<b>INTER-GOVERNMENTAL AND INTERAGENCY SERVICE AGREEMENT FUND</b>				
Revenue Collections - Non-Approp Funds		\$ (0.01)	\$ 20,130.64	
<b>TOTAL FUND</b>	<b>\$ 20,130.65</b>	<b>\$ (0.01)</b>	<b>\$ 20,130.64</b>	<b>\$ -</b>

See accompanying notes to financial statements.

STATE OF ARIZONA  
OTHER GOVERNMENTAL FUNDS  
STATEMENT OF REVENUES, EXPENDITURES AND CHANGES IN FUND BALANCE  
BUDGETARY (LEGAL) BASIS  
FOR THE YEAR ENDED JUNE 30, 2009

	FUND BALANCE JULY 1, 2008	REVENUES AND TRANSFERS IN	EXPENDITURES AND TRANSFERS OUT	FUND BALANCE JUNE 30, 2009
<b>WILDLIFE HABITAT RESTORATION AND ENHANCEMENT FUND</b>				
Revenue Collections - Approp Funds		\$ 3,017.19	\$ -	
Appropriated Activity		-	144,218.39	
<b>TOTAL FUND</b>	<b>\$ 141,229.30</b>	<b>\$ 3,017.19</b>	<b>\$ 144,218.39</b>	<b>\$ 28.10</b>
<b>INDIRECT COST RECOVERY FUND</b>				
Administration		\$ 2,302,226.15	\$ 2,093,311.75	
<b>TOTAL FUND</b>	<b>\$ 33,769.00</b>	<b>\$ 2,302,226.15</b>	<b>\$ 2,093,311.75</b>	<b>\$ 242,683.40</b>
<b>ARIZONA GEOLOGICAL SURVEY</b>				
<b>FEDERAL GRANT FUND</b>				
Geological Investigation Federal Grants		\$ 775,955.99	\$ 766,562.63	
<b>TOTAL FUND</b>	<b>\$ 6,296.85</b>	<b>\$ 775,955.99</b>	<b>\$ 766,562.63</b>	<b>\$ 15,690.21</b>
<b>STATE LAND DEPARTMENT</b>				
<b>FEDERAL GRANT FUND</b>				
Gis Grants		\$ -	\$ 1,175.88	
<b>TOTAL FUND</b>	<b>\$ 1,175.88</b>	<b>\$ -</b>	<b>\$ 1,175.88</b>	<b>\$ -</b>
<b>LAND - INTERAGENCY AGREEMENTS FUND</b>				
Land Agreements		\$ 257,638.73	\$ 129,004.47	
<b>TOTAL FUND</b>	<b>\$ 41,716.54</b>	<b>\$ 257,638.73</b>	<b>\$ 129,004.47</b>	<b>\$ 170,350.80</b>
<b>COOPERATIVE FORESTRY FUND</b>				
Co-Op Federal Grants		\$ 2,854,223.81	\$ 4,560,764.11	
Other Forestry Programs		42,877.21	253,799.03	
Co-Op Inmate Fire Crews		26,084.00	691,186.92	
Interfund Transfers		-	140.00	
<b>TOTAL FUND</b>	<b>\$ 2,588,077.86</b>	<b>\$ 2,923,185.02</b>	<b>\$ 5,505,890.06</b>	<b>\$ 5,372.82</b>
<b>STATE LAND DEPARTMENT FUND</b>				
Prepaid Fees		\$ 25,066.84	\$ 87,413.76	
Non-Appropriated Funds		-	16,000.00	
Prepaid Fees		390,155.73	359,250.00	
Prepaid Fees		6,679.83	6,679.83	
<b>TOTAL FUND</b>	<b>\$ 316,075.88</b>	<b>\$ 421,902.40</b>	<b>\$ 469,343.59</b>	<b>\$ 268,634.69</b>
<b>DUE DILIGENCE FUND</b>	<b>\$ 30,263.98</b>	<b>\$ -</b>	<b>\$ -</b>	<b>\$ 30,263.98</b>
<b>RESOURCE ANALYSIS REVOLVING FUND</b>				
Gis Projects		\$ 173,770.87	\$ 299,543.85	
GAAP Expenditure Offset		-	2,259.96	
<b>TOTAL FUND</b>	<b>\$ 446,210.19</b>	<b>\$ 173,770.87</b>	<b>\$ 301,803.81</b>	<b>\$ 318,177.25</b>
<b>RISK MANAGEMENT FUND</b>	<b>\$ 292,991.21</b>	<b>\$ -</b>	<b>\$ -</b>	<b>\$ 292,991.21</b>

STATE OF ARIZONA  
OTHER GOVERNMENTAL FUNDS  
STATEMENT OF REVENUES, EXPENDITURES AND CHANGES IN FUND BALANCE  
BUDGETARY (LEGAL) BASIS  
FOR THE YEAR ENDED JUNE 30, 2009

	FUND BALANCE JULY 1, 2008	REVENUES AND TRANSFERS IN	EXPENDITURES AND TRANSFERS OUT	FUND BALANCE JUNE 30, 2009
<b>ARIZONA STATE PARKS BOARD</b>				
<b>FEDERAL GRANT FUND</b>				
Federal HPF Shpo Operations & Support		\$ 670,132.80	\$ 763,874.54	
Federal HPF Pass Thru Grants		50,209.26	50,209.26	
Federal Recreational Trails Program		1,962,776.72	1,965,412.72	
Federal LWCF Pass Thru Grants		708,521.23	708,521.23	
Federal Grants & Projects To State Parks		607,317.49	717,698.37	
<b>TOTAL FUND</b>	<b>\$ 1,174,405.13</b>	<b>\$ 3,998,957.50</b>	<b>\$ 4,205,716.12</b>	<b>\$ 967,646.51</b>
<b>STATE PARKS ENHANCEMENT FUND</b>				
Ef Tonto Bridge COP Lease		\$ -	\$ 372,700.00	
Ef State Parks Capital Improvement		(628,300.00)	-	
Enhancement Fund Revenues		10,162,451.78	-	
Ef Yuma Qmd		-	65,724.26	
Appropriated Activity		3,000,000.00	14,369,052.64	
Interfund Transfers		-	111.62	
<b>TOTAL FUND</b>	<b>\$ 4,793,578.19</b>	<b>\$ 12,534,151.78</b>	<b>\$ 14,807,588.52</b>	<b>\$ 2,520,141.45</b>
<b>LAND CONSERVATION FUND</b>				
Lcf Pass Thru Grants		\$ 25,786,703.18	\$ 33,164,123.01	
Lcf Administration		(3,573,607.46)	2,213,095.72	
<b>TOTAL FUND</b>	<b>\$ 109,344,908.51</b>	<b>\$ 22,213,095.72</b>	<b>\$ 35,377,218.73</b>	<b>\$ 96,180,785.50</b>
<b>PARTNERSHIP FUND</b>				
Non-Federal IGA Projects To State Parks		\$ 130,378.21	\$ 68,660.93	
Non Federal Grants To State Parks		74,142.80	41,369.26	
Surcharge Administration		45,690.40	80,974.70	
Cash Transfer to General Fund		-	5,900.00	
<b>TOTAL FUND</b>	<b>\$ 471,065.50</b>	<b>\$ 250,211.41</b>	<b>\$ 196,904.89</b>	<b>\$ 524,372.02</b>
<b>ARIZONA TRAIL FUND</b>				
AZTF Aid To Others		\$ 125,000.00	\$ 104,368.54	
<b>TOTAL FUND</b>	<b>\$ 5,212.85</b>	<b>\$ 125,000.00</b>	<b>\$ 104,368.54</b>	<b>25,844.31</b>
<b>SPB PUBLICATIONS</b>				
Gift Shop Program		\$ 516,228.24	\$ 522,843.32	
Interest Earnings		4,434.86	-	
Cash Transfer to General Fund		-	11,200.00	
<b>TOTAL FUND</b>	<b>\$ 275,849.16</b>	<b>\$ 520,663.10</b>	<b>\$ 534,043.32</b>	<b>\$ 262,468.94</b>
<b>DEPARTMENT OF WATER RESOURCES</b>				
<b>FLOOD WARNING SYSTEM FUND</b>				
Dam Safety & Flood Warning		\$ 44,650.00	\$ 3,286.18	
<b>TOTAL FUND</b>	<b>\$ 104,968.65</b>	<b>\$ 44,650.00</b>	<b>\$ 3,286.18</b>	<b>\$ 146,332.47</b>
<b>FEDERAL GRANT FUND</b>				
Groundwater Management		\$ 5,958.22	\$ 2,500.00	
Statewide Planning		7,160.47	(1,525.20)	
Dam Safety & Flood Warning		298,199.39	339,719.26	
All Other Funds		-	(3,139.92)	
<b>TOTAL FUND</b>	<b>\$ 50,072.21</b>	<b>\$ 311,318.08</b>	<b>\$ 337,554.14</b>	<b>\$ 23,836.15</b>

See accompanying notes to financial statements.

STATE OF ARIZONA  
OTHER GOVERNMENTAL FUNDS  
STATEMENT OF REVENUES, EXPENDITURES AND CHANGES IN FUND BALANCE  
BUDGETARY (LEGAL) BASIS  
FOR THE YEAR ENDED JUNE 30, 2009

	FUND BALANCE JULY 1, 2008	REVENUES AND TRANSFERS IN	EXPENDITURES AND TRANSFERS OUT	FUND BALANCE JUNE 30, 2009
<b>DONATIONS FUND</b>				
Agency Support		\$ 15,000.00	\$ 25,862.03	
Groundwater Management		11,300.00	-	
Colorado River Management		-	60,799.87	
Hydrology		35,100.00	9,801.60	
<b>TOTAL FUND</b>	<b>\$ 352,422.58</b>	<b>\$ 61,400.00</b>	<b>\$ 96,463.50</b>	<b>\$ 317,359.08</b>
<b>INTER-GOVERNMENTAL AND INTERAGENCY SERVICE AGREEMENT FUND</b>				
Colorado River Management		\$ -	\$ 70,429.42	
Hydrology		111,000.00	94,505.81	
Dam Safety & Flood Warning		20,000.00	(473.50)	
<b>TOTAL FUND</b>	<b>\$ 510,785.32</b>	<b>\$ 131,000.00</b>	<b>\$ 164,461.73</b>	<b>\$ 477,323.59</b>
<b>INDIRECT COST RECOVERY FUND</b>				
Agency Support		\$ 1,302,515.24	\$ 1,199,412.25	
Cash Transfer to General Fund		-	734,400.00	
<b>TOTAL FUND</b>	<b>\$ 1,405,435.62</b>	<b>\$ 1,302,515.24</b>	<b>\$ 1,933,812.25</b>	<b>\$ 774,138.61</b>

**THIS PAGE INTENTIONALLY  
LEFT BLANK**

STATE OF ARIZONA  
SPECIAL REVENUE FUNDS  
STATEMENT OF REVENUES, EXPENDITURES, AND CHANGES IN FUND BALANCE  
BUDGETARY (LEGAL) BASIS  
FOR THE YEAR ENDED JUNE 30, 2009

	FUND BALANCE JULY 1, 2008	REVENUES AND TRANSFERS IN	EXPENDITURES AND TRANSFERS OUT	FUND BALANCE JUNE 30, 2009
<b>GENERAL GOVERNMENT</b>				
<b>DEPARTMENT OF ADMINISTRATION</b>				
<b>EMERGENCY MEDICAL SERVICES OPERATING FUND</b>				
Interfund Transfers		\$ -	\$ 308.09	
<b>TOTAL FUND</b>	<b>\$ 308.09</b>	<b>\$ -</b>	<b>\$ 308.09</b>	<b>\$ -</b>
<b>EMERGENCY TELECOMMUNICATION SERVICES REVOLVING FUND</b>				
911 Emergency Telecommunication		\$ 18,559,601.59	\$ 22,225,274.78	
Appropriated Activity		-	25,104,600.00	
GAAP Expenditure Offset		-	(8,278.37)	
<b>TOTAL FUND</b>	<b>\$ 54,563,413.72</b>	<b>\$ 18,559,601.59</b>	<b>\$ 47,321,596.41</b>	<b>\$ 25,801,418.90</b>
<b>AIR QUALITY FUND</b>				
Appropriated Activity		\$ -	\$ 641,462.60	
Interfund Transfers		850,100.00	-	
<b>TOTAL FUND</b>	<b>\$ 1,232.80</b>	<b>\$ 850,100.00</b>	<b>\$ 641,462.60</b>	<b>\$ 209,870.20</b>
<b>STATE EMPLOYEE TRAVEL REDUCTION FUND</b>				
Travel Reduction Mag		\$ 535,314.26	\$ 560,281.10	
Appropriated Activity		-	21,200.00	
<b>TOTAL FUND</b>	<b>\$ 184,780.32</b>	<b>\$ 535,314.26</b>	<b>\$ 581,481.10</b>	<b>\$ 138,613.48</b>
<b>ARIZONA HIGHWAY USER REVENUE FUND</b>				
Appropriated Activity		\$ -	\$ 5,000.00	
<b>TOTAL FUND</b>	<b>\$ 5,000.00</b>	<b>\$ -</b>	<b>\$ 5,000.00</b>	<b>\$ -</b>
<b>ATTORNEY GENERAL</b>				
<b>CONSUMER PROTECTION - CONSUMER FRAUD REVOLVING FUND</b>				
Appropriated Activity		\$ 6,927,981.04	\$ 2,510,792.52	
<b>TOTAL FUND</b>	<b>\$ 6,194,261.99</b>	<b>\$ 6,927,981.04</b>	<b>\$ 2,510,792.52</b>	<b>\$ 10,611,450.51</b>
<b>ANTITRUST ENFORCEMENT REVOLVING FUND</b>				
Appropriated Activity		\$ 296,641.79	\$ 443,279.22	
<b>TOTAL FUND</b>	<b>\$ 482,137.09</b>	<b>\$ 296,641.79</b>	<b>\$ 443,279.22</b>	<b>\$ 335,499.66</b>
<b>PROSECUTING ATTORNEYS' ADVISORY COUNCIL TRAINING FUND</b>				
Finance Division		\$ 1,449,132.43	\$ 1,117,344.80	
Appropriated Activity		-	95,000.00	
<b>TOTAL FUND</b>	<b>\$ 185,092.79</b>	<b>\$ 1,449,132.43</b>	<b>\$ 1,212,344.80</b>	<b>\$ 421,880.42</b>
<b>CRIMINAL JUSTICE ENHANCEMENT FUND</b>				
Finance Division		\$ 4,457,953.14	\$ 4,456,053.14	
<b>TOTAL FUND</b>	<b>\$ -</b>	<b>\$ 4,457,953.14</b>	<b>\$ 4,456,053.14</b>	<b>\$ 1,900.00</b>

See accompanying notes to financial statements.

STATE OF ARIZONA  
SPECIAL REVENUE FUNDS  
STATEMENT OF REVENUES, EXPENDITURES, AND CHANGES IN FUND BALANCE  
BUDGETARY (LEGAL) BASIS  
FOR THE YEAR ENDED JUNE 30, 2009

	FUND BALANCE JULY 1, 2008	REVENUES AND TRANSFERS IN	EXPENDITURES AND TRANSFERS OUT	FUND BALANCE JUNE 30, 2009
<b>ANTI-RACKETEERING REVOLVING FUND</b>				
Public Advocacy Division		\$ 717.72	\$ -	
Criminal Division		22,104,256.21	19,940,373.25	
Appropriated Activity		-	306,800.00	
<b>TOTAL FUND</b>	<b>\$ 22,228,388.91</b>	<b>\$ 22,104,973.93</b>	<b>\$ 20,247,173.25</b>	<b>\$ 24,086,189.59</b>
<b>ATTORNEY GENERAL LIABILITY DEFENSE</b>				
GAAP Expenditure Offset		-	(9,990.28)	
<b>TOTAL FUND</b>	<b>\$ (9,990.28)</b>	<b>\$ -</b>	<b>\$ (9,990.28)</b>	<b>\$ -</b>
<b>ATTORNEY GENERAL COLLECTION ENFORCEMENT FUND</b>				
Appropriated Activity		\$ 1,383,986.67	\$ 2,921,253.68	
<b>TOTAL FUND</b>	<b>\$ 2,524,602.91</b>	<b>\$ 1,383,986.67</b>	<b>\$ 2,921,253.68</b>	<b>\$ 987,335.90</b>
<b>COLORADO RIVER LAND CLAIMS REVOLVING FUND</b>				
	<b>\$ 12,250.67</b>	<b>\$ -</b>	<b>\$ -</b>	<b>\$ 12,250.67</b>
<b>CRIMINAL CASE PROCESSING FUND</b>				
Criminal Division		\$ 78,028.92	\$ 73,393.49	
Appropriated Activity		-	400.00	
<b>TOTAL FUND</b>	<b>\$ 55,780.79</b>	<b>\$ 78,028.92</b>	<b>\$ 73,793.49</b>	<b>\$ 60,016.22</b>
<b>VICTIMS' RIGHTS FUND</b>				
Appropriated Activity		\$ 3,885,162.35	\$ 3,209,688.23	
<b>TOTAL FUND</b>	<b>\$ 2,915,503.18</b>	<b>\$ 3,885,162.35</b>	<b>\$ 3,209,688.23</b>	<b>\$ 3,590,977.30</b>
<b>RISK MANAGEMENT FUND</b>				
Appropriated Activity		\$ 7,027.97	\$ 8,509,121.46	
Interfund Transfers		9,060,355.15	-	
GAAP Expenditure Offset		-	3,313.20	
<b>TOTAL FUND</b>	<b>\$ 712,992.29</b>	<b>\$ 9,067,383.12</b>	<b>\$ 8,512,434.66</b>	<b>\$ 1,267,940.75</b>
<b>ATTORNEY GENERAL LEGAL SERVICES COST ALLOCATION FUND</b>				
Appropriated Activity		\$ 6,779,269.96	\$ 6,441,971.37	
<b>TOTAL FUND</b>	<b>\$ 210,314.46</b>	<b>\$ 6,779,269.96</b>	<b>\$ 6,441,971.37</b>	<b>\$ 547,613.05</b>
<b>CITIZENS CLEAN ELECTION COMMISSION</b>				
<b>CITIZENS CLEAN ELECTION FUND</b>				
Civil And Criminal Fine Surcharges		\$ 10,580,126.63	\$ -	
DOR \$5 Checkoff Box		7,827,617.70	-	
Qualifying Contributions		145,916.20	-	
Civil Penalties		9,300.66	-	
Other Revenue		188,772.65	17.46	
Administrative And Enforcement		14,195.02	4,230,137.05	
Voter Education		14,195.02	8,556,135.50	
Public Campaign Funding		(13,509.76)	6,855,254.08	
<b>TOTAL FUND</b>	<b>\$ 29,024,234.90</b>	<b>\$ 18,766,614.12</b>	<b>\$ 19,641,544.09</b>	<b>\$ 28,149,304.93</b>

See accompanying notes to financial statements.

STATE OF ARIZONA  
SPECIAL REVENUE FUNDS  
STATEMENT OF REVENUES, EXPENDITURES, AND CHANGES IN FUND BALANCE  
BUDGETARY (LEGAL) BASIS  
FOR THE YEAR ENDED JUNE 30, 2009

	FUND BALANCE JULY 1, 2008	REVENUES AND TRANSFERS IN	EXPENDITURES AND TRANSFERS OUT	FUND BALANCE JUNE 30, 2009
<b>DEPARTMENT OF COMMERCE</b>				
<b>STATE LOTTERY FUND</b>				
Appropriated Activity		\$ 269,379.93	\$ 263,177.55	
<b>TOTAL FUND</b>	<b>\$ 6,317.65</b>	<b>\$ 269,379.93</b>	<b>\$ 263,177.55</b>	<b>\$ 12,520.03</b>
<b>COMMERCE WORKSHOPS</b>				
Business Attraction Marketing		\$ 54,164.02	\$ 41,001.94	
Workforce & Business Development		18,263.87	8,469.22	
Strategic Research & Investment		(68,111.49)	46,300.00	
Community Development		(68,967.03)	26,618.85	
Energy Programs		(37,558.69)	102,697.01	
Operations		306,801.68	35,362.13	
Commerce Workshop Fund -Non Appropriated		-	(350.00)	
Appropriated Activity		-	299,700.00	
Interfund Transactions		529.83	-	
<b>TOTAL FUND</b>	<b>\$ 649,803.10</b>	<b>\$ 205,122.19</b>	<b>\$ 559,799.15</b>	<b>\$ 295,126.14</b>
<b>HOUSING FINANCE REVIEW FUND</b>	<b>\$ 1,500.00</b>	<b>\$ -</b>	<b>\$ -</b>	<b>\$ 1,500.00</b>
<b>COMMERCE FUND</b>				
Strategic Research & Investment		\$ 4,654,734.26	\$ 211,128.86	
Interest Earnings		116,430.40	-	
CEDC Fund -Non Appropriated		103,239.36	-	
Appropriated Activity		-	9,009,707.61	
GAAP Revenue Offset		(103,173.60)	-	
Interfund Transfers		-	1,482.61	
<b>TOTAL FUND</b>	<b>\$ 18,687,740.58</b>	<b>\$ 4,771,230.42</b>	<b>\$ 9,222,319.08</b>	<b>\$ 14,236,651.92</b>
<b>RECYCLING FUND</b>				
Business Attraction Marketing		\$ 99,969.17	\$ 103,209.01	
Appropriated Activity		-	1,100.00	
<b>TOTAL FUND</b>	<b>\$ 6,263.45</b>	<b>\$ 99,969.17</b>	<b>\$ 104,309.01</b>	<b>\$ 1,923.61</b>
<b>GREATER ARIZONA DEVELOPMENT AUTHORITY REVOLVING FUND</b>				
Strategic Research & Investment		\$ 693,898.54	\$ 424,262.78	
Appropriated Activity		-	5,196,100.00	
<b>TOTAL FUND</b>	<b>\$ 19,397,415.81</b>	<b>\$ 693,898.54</b>	<b>\$ 5,620,362.78</b>	<b>\$ 14,470,951.57</b>
<b>OIL OVERCHARGE FUND</b>				
Energy Programs		\$ 81,087.14	\$ 734,955.83	
Interfund Transfers		52.06	-	
<b>TOTAL FUND</b>	<b>\$ 2,369,939.97</b>	<b>\$ 81,139.20</b>	<b>\$ 734,955.83</b>	<b>\$ 1,716,123.34</b>
<b>COMMERCE DONATIONS FUND</b>				
Business Attraction Marketing		\$ 3,987.81	\$ -	
Workforce & Business Development		36,699.62	48,967.24	
Strategic Research & Investment		2,500.00	5,746.95	
Energy Programs		565,287.80	588,607.81	
Operations		46,000.00	46,000.00	
<b>TOTAL FUND</b>	<b>\$ 550,502.72</b>	<b>\$ 654,475.23</b>	<b>\$ 689,322.00</b>	<b>\$ 515,655.95</b>

See accompanying notes to financial statements.



STATE OF ARIZONA  
SPECIAL REVENUE FUNDS  
STATEMENT OF REVENUES, EXPENDITURES, AND CHANGES IN FUND BALANCE  
BUDGETARY (LEGAL) BASIS  
FOR THE YEAR ENDED JUNE 30, 2009

	FUND BALANCE JULY 1, 2008	REVENUES AND TRANSFERS IN	EXPENDITURES AND TRANSFERS OUT	FUND BALANCE JUNE 30, 2009
<b>GOVERNOR'S OFFICE OF HIGHWAY SAFETY</b>				
<b>STATE HIGHWAY WORK ZONE SAFETY FUND</b>				
Highway Safety Awareness Programs		\$ 53,115.15	\$ 158,248.40	
<b>TOTAL FUND</b>	<b>\$ 109,796.39</b>	<b>\$ 53,115.15</b>	<b>\$ 158,248.40</b>	<b>\$ 4,663.14</b>
<b>GOVERNOR</b>				
<b>COUNTY FAIRS LIVESTOCK AND AGRICULTURE PROMOTION FUND</b>				
Livestock And Agriculture Promotion		\$ -	\$ 1,668,500.00	
Livestock Agriculture Promotion		1,855,129.92	-	
Prior Year Federal Grants		(587,346.81)	(342,431.14)	
Appropriated Activity		-	60,300.00	
<b>TOTAL FUND</b>	<b>\$ 98,013.60</b>			
Adjustment to Beginning Fund Balance	609,622.14			
<b>TOTAL FUND</b>	<b>\$ 707,635.74</b>	<b>\$ 1,267,783.11</b>	<b>\$ 1,386,368.86</b>	<b>\$ 589,049.99</b>
<b>DRUG TREATMENT AND EDUCATION FUND</b>				
Parents' Commission On Drug Education		\$ 3,264,548.43	\$ 3,149,361.14	
<b>TOTAL FUND</b>	<b>\$ 65,200.87</b>	<b>\$ 3,264,548.43</b>	<b>\$ 3,149,361.14</b>	<b>\$ 180,388.16</b>
<b>PREVENTION OF CHILD ABUSE FUND</b>				
Special License Plates Donations		\$ 505,644.69	\$ 496,305.09	
Appropriated Activity		-	31,500.00	
<b>TOTAL FUND</b>	<b>\$ 225,302.59</b>	<b>\$ 505,644.69</b>	<b>\$ 527,805.09</b>	<b>\$ 203,142.19</b>
<b>ARIZONA DEPARTMENT OF HOUSING</b>				
<b>ARIZONA DEPARTMENT OF HOUSING PROGRAM FUND</b>				
HPF Programs And Operations		\$ 6,487,610.12	\$ 3,491,816.18	
Non-Approp Other Governmental Funds Activity		500.00	522.09	
Appropriated Activity		-	3,875,300.00	
<b>TOTAL FUND</b>	<b>\$ 5,850,982.95</b>	<b>\$ 6,488,110.12</b>	<b>\$ 7,367,638.27</b>	<b>\$ 4,971,454.80</b>
<b>HOUSING TRUST FUND</b>				
HTF Contracts		\$ 29,755,776.93	\$ 31,204,448.31	
Appropriated Activity		-	29,984,600.00	
<b>TOTAL FUND</b>	<b>\$ 62,908,383.79</b>	<b>\$ 29,755,776.93</b>	<b>\$ 61,189,048.31</b>	<b>\$ 31,475,112.41</b>
<b>AZ PARENTS COMMISSION ON DRUG EDUCATION AND PREVENTION</b>				
<b>DRUG TREATMENT AND EDUCATION FUND</b>				
Parents Commission On Drug Education		\$ 4,824,127.18	\$ 2,785,000.00	
Appropriated Activity		-	1,076,700.00	
<b>TOTAL FUND</b>	<b>\$ 2,692,106.11</b>	<b>\$ 4,824,127.18</b>	<b>\$ 3,861,700.00</b>	<b>\$ 3,654,533.29</b>

See accompanying notes to financial statements.

STATE OF ARIZONA  
SPECIAL REVENUE FUNDS  
STATEMENT OF REVENUES, EXPENDITURES, AND CHANGES IN FUND BALANCE  
BUDGETARY (LEGAL) BASIS  
FOR THE YEAR ENDED JUNE 30, 2009

	FUND BALANCE JULY 1, 2008	REVENUES AND TRANSFERS IN	EXPENDITURES AND TRANSFERS OUT	FUND BALANCE JUNE 30, 2009
<b>DEPARTMENT OF REVENUE</b>				
<b>TOBACCO TAX AND HEALTHCARE FUND</b>				
Other Agency's Deposits		\$ 699,078.06	\$ -	
Interest Earnings		6,374.46	-	
Appropriated Activity		646,800.00	661,483.56	
<b>TOTAL FUND</b>	<b>\$ (44,609.51)</b>	<b>\$ 1,352,252.52</b>	<b>\$ 661,483.56</b>	<b>\$ 646,159.45</b>
<b>TOBACCO PRODUCTS TAX FUND</b>				
Other Agency's Deposits		\$ 1,939,247.99	\$ -	
<b>TOTAL FUND</b>	<b>\$ 4,149.39</b>	<b>\$ 1,939,247.99</b>	<b>\$ -</b>	<b>\$ 1,943,397.38</b>
<b>WASTE TIRE GRANT FUND</b>				
Waste Tire Tax		\$ (75,082.53)	\$ -	
<b>TOTAL FUND</b>	<b>\$ 75,082.53</b>	<b>\$ (75,082.53)</b>	<b>\$ -</b>	<b>\$ -</b>
<b>SUPREME COURT</b>				
<b>CRIMINAL JUSTICE ENHANCEMENT FUND</b>				
Supreme Court Revenue Collections		\$ 2,870,254.33	\$ -	
Superior Court Revenue Collections		5,473,508.25	-	
Drug Control System Improvements		1,743,374.00	1,746,961.98	
Appropriated Activity		295,598.62	11,348,598.68	
<b>TOTAL FUND</b>	<b>\$ 6,701,389.66</b>	<b>\$ 10,382,735.20</b>	<b>\$ 13,095,560.66</b>	<b>\$ 3,988,564.20</b>
<b>GRANTS AND SPECIAL REVENUE FUND</b>				
Supreme Court Other Funds		\$ 50,000.00	\$ 39,631.25	
Counties - Revenue Collector		7,678,574.22	-	
Municipal Court Surcharge		982,833.63	963,744.81	
Judicial Federal Grants		3,007,262.92	3,209,723.64	
Judicial State & Private Grants-Superior		140,712.05	160,003.55	
Judicial State & Private Grants-Supreme		2,332,807.07	9,043,233.81	
Interest Earnings		27,559.57	-	
GAAP Revenue Offset		(226.00)	-	
<b>TOTAL FUND</b>	<b>\$ 6,832,044.81</b>	<b>\$ 14,219,523.46</b>	<b>\$ 13,416,337.06</b>	<b>\$ 7,635,231.21</b>
<b>COURT APPOINTED SPECIAL ADVOCATE FUND</b>				
Supreme Court Revenue Collections		\$ 3,046,098.44	\$ -	
Appropriated Activity		99,305.96	3,220,858.58	
<b>TOTAL FUND</b>	<b>\$ 685,148.78</b>	<b>\$ 3,145,404.40</b>	<b>\$ 3,220,858.58</b>	<b>\$ 609,694.60</b>
<b>CONFIDENTIAL INTERMEDIARY &amp; FIDUCIARY FUND</b>				
Supreme Court Other Funds		\$ 10,462.63	\$ 330.03	
Counties - Revenue Collector		64,019.66	-	
Supreme Court Revenue Collections		300,843.41	-	
Appropriated Activity		-	475,162.50	
<b>TOTAL FUND</b>	<b>\$ 349,915.35</b>	<b>\$ 375,325.70</b>	<b>\$ 475,492.53</b>	<b>\$ 249,748.52</b>
<b>STATE AID TO THE COURTS FUND</b>				
Interest Earnings		\$ 27,448.72	\$ -	
Appropriated Activity		2,984,392.08	3,567,097.49	
<b>TOTAL FUND</b>	<b>\$ 1,194,622.51</b>	<b>\$ 3,011,840.80</b>	<b>\$ 3,567,097.49</b>	<b>\$ 639,365.82</b>

See accompanying notes to financial statements.

STATE OF ARIZONA  
SPECIAL REVENUE FUNDS  
STATEMENT OF REVENUES, EXPENDITURES, AND CHANGES IN FUND BALANCE  
BUDGETARY (LEGAL) BASIS  
FOR THE YEAR ENDED JUNE 30, 2009

	FUND BALANCE JULY 1, 2008	REVENUES AND TRANSFERS IN	EXPENDITURES AND TRANSFERS OUT	FUND BALANCE JUNE 30, 2009
<b>ALTERNATIVE DISPUTE RESOLUTION FUND</b>				
Counties - Revenue Collector		\$ 326,005.44	\$ -	
Alternative Dispute Resolution Programs		1,137.34	163,613.73	
Interest Earnings		17,544.55	-	
Appropriated Activity		-	256,300.00	
<b>TOTAL FUND</b>	<b>\$ 873,293.02</b>	<b>\$ 344,687.33</b>	<b>\$ 419,913.73</b>	<b>\$ 798,066.62</b>
<b>SUPERIOR COURT</b>				
<b>CRIMINAL JUSTICE ENHANCEMENT FUND</b>				
Supreme Court Revenue Collections		\$ 2,870,254.33	\$ -	
Superior Court Revenue Collections		5,473,508.25	-	
Drug Control System Improvements		1,743,374.00	1,746,961.98	
Appropriated Activity		295,598.62	11,348,598.68	
<b>TOTAL FUND</b>	<b>\$ 6,701,389.66</b>	<b>\$ 10,382,735.20</b>	<b>\$ 13,095,560.66</b>	<b>\$ 3,988,564.20</b>
<b>GRANTS AND SPECIAL REVENUE FUND</b>				
Supreme Court Other Funds		\$ 50,000.00	\$ 39,631.25	
Counties - Revenue Collector		7,678,574.22	-	
Municipal Court Surcharge		982,833.63	963,744.81	
Judicial Federal Grants		3,007,262.92	3,209,723.64	
Judicial State & Private Grants-Superior		140,712.05	160,003.55	
Judicial State & Private Grants-Supreme		2,332,807.07	9,043,233.81	
Interest Earnings		27,559.57	-	
GAAP Revenue Offset		(226.00)	-	
<b>TOTAL FUND</b>	<b>\$ 6,832,044.81</b>	<b>\$ 14,219,523.46</b>	<b>\$ 13,416,337.06</b>	<b>\$ 7,635,231.21</b>
<b>DRUG TREATMENT AND EDUCATION FUND</b>				
Drug Education Programs		\$ 17,185,710.07	\$ 17,297,195.62	
Appropriated Activity		39,208.02	1,803,426.00	
<b>TOTAL FUND</b>	<b>\$ 2,521,831.65</b>	<b>\$ 17,224,918.09</b>	<b>\$ 19,100,621.62</b>	<b>\$ 646,128.12</b>
<b>SECRETARY OF STATE</b>				
<b>NOTARY BOND FUND</b>				
Notary Bond Revenues		\$ 59,202.00	\$ -	
Notary Bond Expenditures		101,678.08	-	
<b>TOTAL FUND</b>	<b>\$ -</b>	<b>\$ 160,880.08</b>	<b>\$ -</b>	<b>\$ 160,880.08</b>
<b>STANDING POLITICAL COMMITTEE ADMINISTRATIVE FUND</b>				
Campaign Finance Law Administration		\$ 12,806.91	\$ 54,846.02	
<b>TOTAL FUND</b>	<b>\$ 74,172.23</b>	<b>\$ 12,806.91</b>	<b>\$ 54,846.02</b>	<b>\$ 32,133.12</b>
<b>HEALTH CARE DIRECTIVES REGISTRY FUND</b>				
Advanced Directives Registry Admin		\$ 30,000.00	\$ 27,562.48	
Appropriated Activity		-	(500.00)	
<b>TOTAL FUND</b>	<b>\$ 996.36</b>	<b>\$ 30,000.00</b>	<b>\$ 27,062.48</b>	<b>\$ 3,933.88</b>

See accompanying notes to financial statements.

STATE OF ARIZONA  
SPECIAL REVENUE FUNDS  
STATEMENT OF REVENUES, EXPENDITURES, AND CHANGES IN FUND BALANCE  
BUDGETARY (LEGAL) BASIS  
FOR THE YEAR ENDED JUNE 30, 2009

	FUND BALANCE JULY 1, 2008	REVENUES AND TRANSFERS IN	EXPENDITURES AND TRANSFERS OUT	FUND BALANCE JUNE 30, 2009
<b>HEALTH AND WELFARE</b>				
<b>DEPARTMENT OF ECONOMIC SECURITY</b>				
<b>TOBACCO TAX AND HEALTH CARE FUND</b>				
Interfund Transfers		\$ -	\$ 4,880.58	
<b>TOTAL FUND</b>	<b>\$ 10,611.48</b>	<b>\$ -</b>	<b>\$ 4,880.58</b>	<b>\$ 5,730.90</b>
<b>SPECIAL ADMINISTRATION FUND</b>				
Appropriated Activity		\$ 2,291,312.96	\$ 4,330,795.96	
Interfund Transfers		-	146,528.92	
<b>TOTAL FUND</b>	<b>\$ 2,608,091.35</b>	<b>\$ 2,291,312.96</b>	<b>\$ 4,477,324.88</b>	<b>\$ 422,079.43</b>
<b>DEPT OF MENTAL RETARDATION CAPITAL INVESTMENT FUND</b>				
DES - Nonappropriated		\$ (47,642.67)	\$ (6,407.79)	
Division Of Developmental Disabilities		136,277.93	-	
<b>TOTAL FUND</b>	<b>\$ 41,234.88</b>	<b>\$ 88,635.26</b>	<b>\$ (6,407.79)</b>	<b>\$ 136,277.93</b>
<b>DOMESTIC VIOLENCE SHELTER FUND</b>				
Appropriated Activity		\$ 2,711,891.07	\$ 2,941,349.56	
<b>TOTAL FUND</b>	<b>\$ 1,343,681.38</b>	<b>\$ 2,711,891.07</b>	<b>\$ 2,941,349.56</b>	<b>\$ 1,114,222.89</b>
<b>CHILD ABUSE PREVENTION FUND</b>				
Appropriated Activity		\$ 952,953.95	\$ 1,545,438.35	
<b>TOTAL FUND</b>	<b>\$ 2,030,252.40</b>	<b>\$ 952,953.95</b>	<b>\$ 1,545,438.35</b>	<b>\$ 1,437,768.00</b>
<b>CHILDREN AND FAMILY SERVICES TRAINING PROGRAM FUND</b>				
Appropriated Activity		\$ 88,398.86	\$ 415,183.15	
Interfund Transfers		-	18,209.76	
<b>TOTAL FUND</b>	<b>\$ 544,960.13</b>	<b>\$ 88,398.86</b>	<b>\$ 433,392.91</b>	<b>\$ 199,966.08</b>
<b>CHILD PASSENGER RESTRAINT FUND</b>				
DES - Nonappropriated		\$ 1,673.18	\$ 16,122.60	
Division of Benefits And Med Eligibility		182,565.13	175,364.74	
<b>TOTAL FUND</b>	<b>\$ 14,449.42</b>	<b>\$ 184,238.31</b>	<b>\$ 191,487.34</b>	<b>\$ 7,200.39</b>
<b>PUBLIC ASSISTANCE COLLECTIONS FUND</b>				
Appropriated Activity		\$ 946,971.56	\$ 661,231.07	
Interfund Transfers		-	8,662.80	
<b>TOTAL FUND</b>	<b>\$ 363,631.88</b>	<b>\$ 946,971.56</b>	<b>\$ 669,893.87</b>	<b>\$ 640,709.57</b>
<b>SPINAL AND HEAD INJURIES TRUST FUND</b>				
Administration		\$ -	\$ 48.98	
Division of Employment And Rehab Service		-	417,800.00	
Appropriated Activity		2,863,945.40	3,299,861.58	
<b>TOTAL FUND</b>	<b>\$ 1,215,517.16</b>	<b>\$ 2,863,945.40</b>	<b>\$ 3,717,710.56</b>	<b>\$ 361,752.00</b>
<b>NEIGHBORS HELPING NEIGHBORS</b>				
DES - Nonappropriated		\$ (108,371.47)	\$ 1,010.18	
Division of Aging And Community Services		167,804.95	26,048.87	
<b>TOTAL FUND</b>	<b>\$ 109,381.65</b>	<b>\$ 59,433.48</b>	<b>\$ 27,059.05</b>	<b>\$ 141,756.08</b>

See accompanying notes to financial statements.

STATE OF ARIZONA  
SPECIAL REVENUE FUNDS  
STATEMENT OF REVENUES, EXPENDITURES, AND CHANGES IN FUND BALANCE  
BUDGETARY (LEGAL) BASIS  
FOR THE YEAR ENDED JUNE 30, 2009

	FUND BALANCE JULY 1, 2008	REVENUES AND TRANSFERS IN	EXPENDITURES AND TRANSFERS OUT	FUND BALANCE JUNE 30, 2009
<b>UTILITY ASSISTANCE FUND</b>				
DES - Nonappropriated		\$ (1,151,276.37)	\$ 310,597.13	
Division of Aging And Community Services		1,151,275.89	601,276.37	
Appropriated Activity		-	550,000.00	
<b>TOTAL FUND</b>	<b>\$ 1,461,873.98</b>	<b>\$ (0.48)</b>	<b>\$ 1,461,873.50</b>	<b>\$ -</b>
<b>ECONOMIC SECURITY MESA LAND</b>				
DES - Nonappropriated		\$ (49,952.92)	\$ (45,509.17)	
Division of Long Term Care		8,108.82	509,560.19	
<b>TOTAL FUND</b>	<b>\$ 506,253.24</b>	<b>\$ (41,844.10)</b>	<b>\$ 464,051.02</b>	<b>\$ 358.12</b>
<b>SPECIAL OLYMPICS TAX REFUND FUND</b>				
DDD Special Olympics 700		\$ 103,287.41	\$ 103,662.50	
<b>TOTAL FUND</b>	<b>\$ 53,657.98</b>	<b>\$ 103,287.41</b>	<b>\$ 103,662.50</b>	<b>\$ 53,282.89</b>
<b>COMMISSION FOR THE DEAF AND THE HARD OF HEARING</b>				
<b>TELECOMMUNICATION FUND FOR THE DEAF</b>				
Revenue Collections		\$ 6,296,474.16	\$ 6,486,622.29	
<b>TOTAL FUND</b>	<b>\$ 1,519,283.27</b>	<b>\$ 6,296,474.16</b>	<b>\$ 6,486,622.29</b>	<b>\$ 1,329,135.14</b>
<b>COMMISSION FOR THE DEAF AND THE HARD OF HEARING FUND</b>				
Private Grants		\$ -	\$ 2,939.02	
<b>TOTAL FUND</b>	<b>\$ 14,084.78</b>	<b>\$ -</b>	<b>\$ 2,939.02</b>	<b>\$ 11,145.76</b>
<b>BIOMEDICAL RESEARCH COMMISSION</b>				
<b>TOBACCO TAX - HEALTH RESEARCH FUND</b>				
Health Research		\$ 9,445,960.50	\$ 12,912,187.63	
Tobacco Tax (Health Research Fund)		-	62,369.00	
<b>TOTAL FUND</b>	<b>\$ 7,245,848.61</b>	<b>\$ 9,445,960.50</b>	<b>\$ 12,974,556.63</b>	<b>\$ 3,717,252.48</b>
<b>DEPARTMENT OF ENVIRONMENTAL QUALITY</b>				
<b>EMISSIONS INSPECTION FUND</b>				
Revenue Collections (Approp Funds)		\$ 33,858,984.83	\$ -	
Appropriated Activity		7,744.96	36,332,746.87	
<b>TOTAL FUND</b>	<b>\$ 3,343,401.57</b>	<b>\$ 33,866,729.79</b>	<b>\$ 36,332,746.87</b>	<b>\$ 877,384.49</b>
<b>HAZARDOUS WASTE MANAGEMENT FUND</b>				
Revenue Collections (Approp Funds)		\$ 406,630.22	\$ -	
Appropriated Activity		-	306,945.11	
<b>TOTAL FUND</b>	<b>\$ 1,436,858.06</b>	<b>\$ 406,630.22</b>	<b>\$ 306,945.11</b>	<b>\$ 1,536,543.17</b>
<b>INTERGOVERNMENTAL AGREEMENTS FUND</b>				
	<b>\$ 12,933.85</b>	<b>\$ -</b>	<b>\$ -</b>	<b>\$ 12,933.85</b>
<b>WATER QUALITY ASSURANCE REVOLVING FUND</b>				
Revenue Collections I (Non-Approp Funds)		\$ 37,017,037.26	\$ 16,674,487.72	
Revenue Collection		-	(20,000.00)	
Wqarf Priority Site Remediation		-	(3,276.47)	
Wqarf Remediation		-	7,472,253.52	
Wqarf Priority Sites		-	3,986,567.83	
Appropriated Activity		-	13,109,300.00	

See accompanying notes to financial statements.

STATE OF ARIZONA  
SPECIAL REVENUE FUNDS  
STATEMENT OF REVENUES, EXPENDITURES, AND CHANGES IN FUND BALANCE  
BUDGETARY (LEGAL) BASIS  
FOR THE YEAR ENDED JUNE 30, 2009

	FUND BALANCE JULY 1, 2008	REVENUES AND TRANSFERS IN	EXPENDITURES AND TRANSFERS OUT	FUND BALANCE JUNE 30, 2009
GAAP Revenue Offset		(465,000.00)	-	
GAAP Expenditure Offset		-	2,295,000.00	
<b>TOTAL FUND</b>	<b>\$ 8,092,045.30</b>	<b>\$ 36,552,037.26</b>	<b>\$ 43,514,332.60</b>	<b>\$ 1,129,749.96</b>
<b>SMALL WATER SYSTEMS FUND</b>				
Revenue Collections I (Non-Approp Funds)		\$ 68.13	\$ -	
<b>TOTAL FUND</b>	<b>\$ 3,367.99</b>	<b>\$ 68.13</b>	<b>\$ -</b>	<b>\$ 3,436.12</b>
<b>AIR QUALITY FUND</b>				
Air Quality Travel Reduction Transfers		\$ -	\$ 400,000.00	
Revenue Collections (Approp Funds)		8,009,994.92	(300,000.00)	
Appropriated Activity		512,134.45	13,589,603.33	
GAAP Expenditure Offset		-	850,000.00	
Interfund Transfers		-	2,393,000.00	
<b>TOTAL FUND</b>	<b>\$ 11,349,408.40</b>	<b>\$ 8,522,129.37</b>	<b>\$ 16,932,603.33</b>	<b>\$ 2,938,934.44</b>
<b>CLEAN WATER REVOLVING FUND</b>				
Appropriated Activity		\$ 4,478,689.88	\$ 4,637,058.68	
Cash and Cash Equivalents	\$ -			\$ 1,006.92
Claims Payable	-			(159,375.72)
<b>TOTAL FUND</b>	<b>\$ -</b>	<b>\$ 4,478,689.88</b>	<b>\$ 4,637,058.68</b>	<b>\$ (158,368.80)</b>
<b>UNDERGROUND STORAGE TANK REVOLVING</b>				
Waste Programs		\$ -	\$ 30,011,509.39	
Revenue Collections I (Non-Approp Funds)		29,898,862.65	1,060,000.00	
ADEQ Ust		-	2,577.87	
Appropriated Activity		-	14,636,700.97	
GAAP Expenditure Offset		-	(1,060,000.00)	
<b>TOTAL FUND</b>	<b>\$ 41,734,259.22</b>	<b>\$ 29,898,862.65</b>	<b>\$ 44,650,788.23</b>	<b>\$ 26,982,333.64</b>
<b>RECYCLING FUND</b>				
Revenue Collections (Approp Funds)		\$ 2,129,859.82	\$ -	
Appropriated Activity		1,843.04	5,605,506.97	
<b>TOTAL FUND</b>	<b>\$ 3,627,503.68</b>	<b>\$ 2,131,702.86</b>	<b>\$ 5,605,506.97</b>	<b>\$ 153,699.57</b>
<b>VOLUNTARY LAWN AND GARDEN EQUIPMENT EMISSIONS REDUCTION FUND</b>				
<b>TOTAL FUND</b>	<b>\$ 1,658.94</b>	<b>\$ -</b>	<b>\$ -</b>	<b>\$ 1,658.94</b>
<b>MONITORING ASSISTANCE FUND</b>				
Water Quality Programs		\$ -	\$ 452,702.10	
Revenue Collections I (Non-Approp Funds)		1,006,628.86	-	
Appropriated Activity		-	486,100.00	
<b>TOTAL FUND</b>	<b>\$ 1,002,077.02</b>	<b>\$ 1,006,628.86</b>	<b>\$ 938,802.10</b>	<b>\$ 1,069,903.78</b>
<b>GREENFIELDS PROGRAM FUND</b>				
Appropriated Activity		\$ -	\$ 165,000.00	
<b>TOTAL FUND</b>	<b>\$ 165,691.66</b>	<b>\$ -</b>	<b>\$ 165,000.00</b>	<b>\$ 691.66</b>
<b>PERMIT ADMINISTRATION FUND</b>				
Revenue Collections (Approp Funds)		\$ 8,087,642.56	\$ -	
Appropriated Activity		-	8,551,888.82	
<b>TOTAL FUND</b>	<b>\$ 3,818,476.83</b>	<b>\$ 8,087,642.56</b>	<b>\$ 8,551,888.82</b>	<b>\$ 3,354,230.57</b>

See accompanying notes to financial statements.

STATE OF ARIZONA  
SPECIAL REVENUE FUNDS  
STATEMENT OF REVENUES, EXPENDITURES, AND CHANGES IN FUND BALANCE  
BUDGETARY (LEGAL) BASIS  
FOR THE YEAR ENDED JUNE 30, 2009

	FUND BALANCE JULY 1, 2008	REVENUES AND TRANSFERS IN	EXPENDITURES AND TRANSFERS OUT	FUND BALANCE JUNE 30, 2009
<b>VOLUNTARY VEHICLE REPAIR AND RETROFIT PROGRAM FUND</b>				
Air Quality Programs		\$ -	\$ 996,066.89	
Revenue Collections I (Non-Approp Funds)		851,280.43	-	
Appropriated Activity		-	1,332,900.00	
<b>TOTAL FUND</b>	<b>\$ 1,857,017.60</b>	<b>\$ 851,280.43</b>	<b>\$ 2,328,966.89</b>	<b>\$ 379,331.14</b>
<b>INSTITUTIONAL AND ENGINEERING CONTROL FUND</b>				
Waste Programs		\$ -	\$ 16,299.56	
Revenue Collections II(Non-Approp Funds)		126,734.44	-	
<b>TOTAL FUND</b>	<b>\$ 213,437.69</b>	<b>\$ 126,734.44</b>	<b>\$ 16,299.56</b>	<b>\$ 323,872.57</b>
<b>VOLUNTARY REMEDIATION FUND</b>				
Waste Programs		\$ -	\$ 234,667.53	
Revenue Collections II (Non-Approp Funds)		365,501.24	-	
Appropriated Activity		-	11,700.00	
<b>TOTAL FUND</b>	<b>\$ 914,365.63</b>	<b>\$ 365,501.24</b>	<b>\$ 246,367.53</b>	<b>\$ 1,033,499.34</b>
<b>SPECIFIC SITE JUDGEMENT FUND</b>				
Revenue Collections II(Non-Approp Funds)		\$ 1,070,238.89	\$ 737,000.00	
ADEQ Donated Fund		(445,000.00)	(445,000.00)	
GAAP Revenue Offset		445,000.00	-	
GAAP Expenditure Offset		-	(292,000.00)	
<b>TOTAL FUND</b>	<b>\$ 248,661.27</b>	<b>\$ 1,070,238.89</b>	<b>\$ -</b>	<b>\$ 1,318,900.16</b>
<b>SOLID WASTE FEE FUND</b>				
Revenue Collections (Approp Funds)		\$ 855,006.84	\$ -	
Appropriated Activity		240,539.42	1,524,046.55	
<b>TOTAL FUND</b>	<b>\$ 1,103,855.34</b>	<b>\$ 1,095,546.26</b>	<b>\$ 1,524,046.55</b>	<b>\$ 675,355.05</b>
<b>USED OIL FUND</b>				
Revenue Collections (Approp Funds)		\$ 693.86	\$ -	
Appropriated Activity		-	661.84	
<b>TOTAL FUND</b>	<b>\$ 67,620.66</b>	<b>\$ 693.86</b>	<b>\$ 661.84</b>	<b>\$ 67,652.68</b>
<b>WATER QUALITY FEE FUND</b>				
Revenue Collections (Approp Funds)		\$ (249,000.00)	\$ -	
Revenue Collections (Approp Funds)		4,395,035.72	-	
Appropriated Activity		-	5,578,388.40	
Interfund Transfers		1,154.00	-	
<b>TOTAL FUND</b>	<b>\$ 2,978,448.71</b>	<b>\$ 4,147,189.72</b>	<b>\$ 5,578,388.40</b>	<b>\$ 1,547,250.03</b>
<b>ARIZONA HEALTH CARE COST CONTAINMENT SYSTEM</b>				
<b>TOBACCO TAX AND HEALTH CARE FUND</b>				
Tobacco Tax & Health Care Fund		\$ 83,583,403.41	\$ 35,345,034.98	
Interest Earnings		2,953.43	-	
Appropriated Activity		-	50,693,750.83	
<b>TOTAL FUND</b>	<b>\$ 2,938,976.26</b>	<b>\$ 83,586,356.84</b>	<b>\$ 86,038,785.81</b>	<b>\$ 486,547.29</b>

See accompanying notes to financial statements.

STATE OF ARIZONA  
SPECIAL REVENUE FUNDS  
STATEMENT OF REVENUES, EXPENDITURES, AND CHANGES IN FUND BALANCE  
BUDGETARY (LEGAL) BASIS  
FOR THE YEAR ENDED JUNE 30, 2009

	FUND BALANCE JULY 1, 2008	REVENUES AND TRANSFERS IN	EXPENDITURES AND TRANSFERS OUT	FUND BALANCE JUNE 30, 2009
<b>TOBACCO PRODUCTS TAX FUND</b>				
Tobacco Products Tax Ehs		\$ 69,128,404.21	\$ -	
Interest Earnings		11.65	-	
Appropriated Activity		-	68,960,721.90	
<b>TOTAL FUND</b>	<b>\$ 6,217.40</b>	<b>\$ 69,128,415.86</b>	<b>\$ 68,960,721.90</b>	<b>\$ 173,911.36</b>
<b>CHILDREN'S HEALTH INSURANCE PROGRAM</b>				
Kids Care Federal Revenue		\$ 91,406,384.18	\$ 4,304.45	
Kids Care Tpl Revenue		38,828.03	-	
KidsCare Premium Rev/Exp		7,249,514.83	-	
Hifa Parents Revenue		19,144,010.82	-	
Hifa Parents Rev/Exp		5,869,682.05	-	
Appropriated Activity		-	122,576,634.60	
<b>TOTAL FUND</b>	<b>\$ 1,661,815.93</b>	<b>\$ 123,708,419.91</b>	<b>\$ 122,580,939.05</b>	<b>\$ 2,789,296.79</b>
<b>TRAUMA AND EMERGENCY SERVICES FUND</b>				
Tribal Gaming Trauma & Emergency Service		\$ 21,485,841.69	\$ 12,773,588.00	
Interest Earnings		72,739.41	-	
<b>TOTAL FUND</b>	<b>\$ 6,300,303.97</b>	<b>\$ 21,558,581.10</b>	<b>\$ 12,773,588.00</b>	<b>\$ 15,085,297.07</b>
<b>THIRD PARTY LIABILITY FUND</b>				
Third Party Liability		\$ 8,132,987.72	\$ 7,916,447.02	
Interest Earnings		5,105.30	-	
Appropriated Activity		-	195,700.00	
Interfund Transfers		20,784.28	-	
<b>TOTAL FUND</b>	<b>\$ 511,793.92</b>	<b>\$ 8,158,877.30</b>	<b>\$ 8,112,147.02</b>	<b>\$ 558,524.20</b>
<b>DEPARTMENT OF HEALTH SERVICES</b>				
<b>SERVICE FEES INCREASE FUND</b>				
Appropriated Activity		\$ 893,190.00	\$ 521,759.61	
<b>TOTAL FUND</b>	<b>\$ -</b>	<b>\$ 893,190.00</b>	<b>\$ 521,759.61</b>	<b>\$ 371,430.39</b>
<b>TOBACCO TAX AND HEALTH CARE FUND</b>				
Investment Earnings		\$ 20,685,880.42	\$ 19,344,205.38	
Tobacco Tax & Health Care		1,209.10	1,577,318.65	
Appropriated Activity		32,393,145.02	30,396,254.62	
<b>TOTAL FUND</b>	<b>\$ 7,109,220.14</b>	<b>\$ 53,080,234.54</b>	<b>\$ 51,317,778.65</b>	<b>\$ 8,871,676.03</b>
<b>ARIZONA MEDICAL BOARD FUND</b>				
Appropriated Activity		\$ -	\$ 25,797.98	
<b>TOTAL FUND</b>	<b>\$ 25,797.98</b>	<b>\$ -</b>	<b>\$ 25,797.98</b>	<b>\$ -</b>
<b>HEALTH RESEARCH FUND</b>				
Appropriated Activity		\$ 1,000,000.00	\$ 1,000,000.00	
<b>TOTAL FUND</b>	<b>\$ -</b>	<b>\$ 1,000,000.00</b>	<b>\$ 1,000,000.00</b>	<b>\$ -</b>
<b>POISON CONTROL FUND</b>				
Appropriated Activity		\$ -	\$ 4,600.00	
<b>TOTAL FUND</b>	<b>\$ 4,640.80</b>	<b>\$ -</b>	<b>\$ 4,600.00</b>	<b>\$ 40.80</b>

See accompanying notes to financial statements.



STATE OF ARIZONA  
SPECIAL REVENUE FUNDS  
STATEMENT OF REVENUES, EXPENDITURES, AND CHANGES IN FUND BALANCE  
BUDGETARY (LEGAL) BASIS  
FOR THE YEAR ENDED JUNE 30, 2009

	FUND BALANCE JULY 1, 2008	REVENUES AND TRANSFERS IN	EXPENDITURES AND TRANSFERS OUT	FUND BALANCE JUNE 30, 2009
<b>EMERGENCY MEDICAL SERVICES OPERATING FUND</b>				
Deposits For ADHS		\$ 6,436,865.78	\$ -	
Appropriated Activity		1,288.12	6,864,348.97	
Interfund Transfers		308.09	-	
<b>TOTAL FUND</b>	<b>\$ 870,052.91</b>	<b>\$ 6,438,461.99</b>	<b>\$ 6,864,348.97</b>	<b>\$ 444,165.93</b>
<b>NEWBORN SCREENING PROGRAM FUND</b>				
Newborn Screening Program		\$ 5,888,544.29	\$ -	
Appropriated Activity		-	7,818,938.29	
<b>TOTAL FUND</b>	<b>\$ 2,573,860.37</b>	<b>\$ 5,888,544.29</b>	<b>\$ 7,818,938.29</b>	<b>\$ 643,466.37</b>
<b>SUBSTANCE ABUSE SERVICES FUND</b>				
Deposits For ADHS		\$ 3,106,544.65	\$ -	
Appropriated Activity		85,097.77	3,454,299.60	
<b>TOTAL FUND</b>	<b>\$ 545,187.23</b>	<b>\$ 3,191,642.42</b>	<b>\$ 3,454,299.60</b>	<b>\$ 282,530.05</b>
<b>HEALTH CRISIS FUND</b>				
Medically Needy & Medically Indigent		\$ 229,526.65	\$ 202,051.10	
Medically Needy Account		477,642.56	185,899.42	
Appropriated Activity		-	779,061.22	
<b>TOTAL FUND</b>	<b>\$ 459,842.53</b>	<b>\$ 707,169.21</b>	<b>\$ 1,167,011.74</b>	<b>\$ -</b>
<b>NURSING CARE INSITUTION RESIDENT PROTECTION REVOLVING FUND</b>				
Appropriated Activity		\$ -	\$ (15,095.08)	
<b>TOTAL FUND</b>	<b>\$ 479,262.29</b>	<b>\$ -</b>	<b>\$ (15,095.08)</b>	<b>\$ 494,357.37</b>
<b>RISK ASSESSMENT FUND</b>				
Deq/Risk Assessment		\$ 27,265.11	\$ 26,560.05	
Appropriated Activity		-	300.00	
<b>TOTAL FUND</b>	<b>\$ 18,764.73</b>	<b>\$ 27,265.11</b>	<b>\$ 26,860.05</b>	<b>\$ 19,169.79</b>
<b>BREAST &amp; CERVICAL CANCER SPECIAL PLATE</b>				
Adot Donate Breast Cervical Cancer Plate		\$ 153,271.95	\$ 123,259.15	
<b>TOTAL FUND</b>	<b>\$ 196,947.93</b>	<b>\$ 153,271.95</b>	<b>\$ 123,259.15</b>	<b>\$ 226,960.73</b>
<b>SMOKE-FREE ARIZONA FUND</b>				
Prop 201 Smoke Free Arizona Act		\$ 2,932,749.79	\$ 3,541,812.66	
Prop 201 Smoke Free AZ Act		(36,748.86)	48,249.33	
<b>TOTAL FUND</b>	<b>\$ 1,256,041.84</b>	<b>\$ 2,896,000.93</b>	<b>\$ 3,590,061.99</b>	<b>\$ 561,980.78</b>
<b>DHS DONATIONS</b>				
ASH Patitent Benefit Fund		\$ 133,850.17	\$ 99,906.20	
Sexually Violent Person Resident Welfare		4,879.92	-	
Taxol Antitrust Litigation Settlement		-	53,840.63	
Dr Louis Restricted Donations		875.15	2,380.93	
CRS Special Donations		6,731.47	103,704.42	
Cholesterol Standards		251.19	-	
Dietetic Education		107.80	-	
Mc Donald Donations		184.89	-	
Technician Education		318.95	19,714.00	
Dental Program Donations		9.43	-	
Nicp Donations		222.45	-	
Honeywell Donations		255.24	-	

See accompanying notes to financial statements.

STATE OF ARIZONA  
SPECIAL REVENUE FUNDS  
STATEMENT OF REVENUES, EXPENDITURES, AND CHANGES IN FUND BALANCE  
BUDGETARY (LEGAL) BASIS  
FOR THE YEAR ENDED JUNE 30, 2009

	FUND BALANCE JULY 1, 2008	REVENUES AND TRANSFERS IN	EXPENDITURES AND TRANSFERS OUT	FUND BALANCE JUNE 30, 2009
Public Health Week		98.04	-	
Asarco Donations		778.97	-	
State Hospital Donations		8,086.59	4,641.15	
State Hospital Secc Donations		1,248.03	-	
March of Dimes AZ Chapter Donations		5,793.67	-	
Rabies Educational Project - Donations		2,020.00	2,018.51	
Acf/Karebooks		(7,917.80)	-	
Safe Kids Campain AZ Coalition		-	1,586.85	
Institute For Parent/Youth Leadership De		-	193.13	
Well Woman Healthcheck Program		198,500.00	273,231.33	
Dental Sealant Program For Mohave Cnty		-	2,525.00	
Dental Sealant Program For Maricopa Cnty		-	15,970.00	
Komen Breast Cancer Treatment		-	27,860.07	
Acs Breast/Cervical Cancer Early Detect		-	22,190.40	
Komen Breast Health Program/Phoenix		11,714.50	23,421.31	
Komen Communication Across Bdaries/South		4,695.50	4,576.73	
Komen Breast Health Program/South AZ		3,917.69	15,623.96	
Komen Wwhc Bc Screening & Diagnosis/Phx		37,500.00	75,000.00	
Nci/Psfhs Cancer Information Service		33,590.29	33,664.41	
Ndi/Psfhs Cancer Information Service		19,753.14	29,296.65	
Acs Making Strides Against Breast Cancer		210,000.00	85,524.98	
Colon Cancer Alliance		13,083.66	-	
<b>TOTAL FUND</b>	<b>\$ 1,237,161.14</b>	<b>\$ 690,548.94</b>	<b>\$ 896,870.66</b>	<b>\$ 1,030,839.42</b>
<b>ENVIRONMENTAL LABORATORY LICENSURE REVOLVING FUND</b>				
Appropriated Activity		\$ 986,325.37	\$ 959,816.96	
<b>TOTAL FUND</b>	<b>\$ 428,238.45</b>	<b>\$ 986,325.37</b>	<b>\$ 959,816.96</b>	<b>\$ 454,746.86</b>
<b>CHILD FATALITY REVIEW FUND</b>				
Deposits For ADHS		\$ 67,533.75	\$ -	
Appropriated Activity		-	280,474.71	
<b>TOTAL FUND</b>	<b>\$ 290,890.41</b>	<b>\$ 67,533.75</b>	<b>\$ 280,474.71</b>	<b>\$ 77,949.45</b>
<b>MEDICAL SERVICES STABILIZATION FUND</b>				
	<b>\$ 76.13</b>	<b>\$ -</b>	<b>\$ -</b>	<b>\$ 76.13</b>
<b>ARIZONA PRESCRIPTION DRUG ADVISORY COUNCIL FUND</b>				
Appropriated Activity		\$ -	\$ 10,000.00	
<b>TOTAL FUND</b>	<b>\$ 10,000.00</b>	<b>\$ -</b>	<b>\$ 10,000.00</b>	<b>\$ -</b>
<b>ARIZONA PIONEERS' HOME</b>				
<b>ARIZONA PIONEERS' HOME FUND</b>				
Interest Earnings		\$ 833.30	\$ -	
Special Donations		28,992.03	38,512.13	
<b>TOTAL FUND</b>	<b>\$ 95,447.63</b>	<b>\$ 29,825.33</b>	<b>\$ 38,512.13</b>	<b>\$ 86,760.83</b>

See accompanying notes to financial statements.

STATE OF ARIZONA  
SPECIAL REVENUE FUNDS  
STATEMENT OF REVENUES, EXPENDITURES, AND CHANGES IN FUND BALANCE  
BUDGETARY (LEGAL) BASIS  
FOR THE YEAR ENDED JUNE 30, 2009

	FUND BALANCE JULY 1, 2008	REVENUES AND TRANSFERS IN	EXPENDITURES AND TRANSFERS OUT	FUND BALANCE JUNE 30, 2009
<b>DEPARTMENT OF VETERANS' SERVICES</b>				
<b>STATE VETERANS' CONSERVATORSHIP FUND</b>				
Revenue Collections		\$ 709,331.00	\$ -	
Appropriated Activity		-	740,119.68	
<b>TOTAL FUND</b>	<b>\$ 72,248.27</b>	<b>\$ 709,331.00</b>	<b>\$ 740,119.68</b>	<b>\$ 41,459.59</b>
<b>MILITARY FAMILY RELIEF FUND</b>				
Military Family Relief Donations		\$ 1,084,183.94	\$ 1,500.00	
<b>TOTAL FUND</b>	<b>\$ 59,325.25</b>	<b>\$ 1,084,183.94</b>	<b>\$ 1,500.00</b>	<b>\$ 1,142,009.19</b>
<b>SOUTHERN AZ VETERAN'S CEMETERY TRUST</b>				
So AZ Veterans' Cemetery Operations		\$ 94,638.00	\$ 108,239.68	
<b>TOTAL FUND</b>	<b>\$ 40,146.83</b>	<b>\$ 94,638.00</b>	<b>\$ 108,239.68</b>	<b>\$ 26,545.15</b>
<b>INSPECTION AND REGULATION</b>				
<b>ARIZONA STATE BOARD OF ACCOUNTANCY</b>				
<b>BOARD OF ACCOUNTANCY FUND</b>				
Revenue Collections		\$ 1,698,400.17	\$ -	
Appropriated Activity		-	2,459,611.46	
<b>TOTAL FUND</b>	<b>\$ 2,090,817.47</b>	<b>\$ 1,698,400.17</b>	<b>\$ 2,459,611.46</b>	<b>\$ 1,329,606.18</b>
<b>RADIATION REGULATORY AGENCY</b>				
<b>STATE RADIOLOGIC TECHNOLOGIST CERTIFICATION FUND</b>				
Revenue Collections		\$ 251,219.47	\$ -	
Appropriated Activity		-	240,766.69	
<b>TOTAL FUND</b>	<b>\$ 97,104.30</b>	<b>\$ 251,219.47</b>	<b>\$ 240,766.69</b>	<b>\$ 107,557.08</b>
<b>SERVICE FEES INCREASE FUND</b>				
Appropriated Activity		\$ 469,726.59	\$ 349,291.84	
<b>TOTAL FUND</b>	<b>\$ -</b>	<b>\$ 469,726.59</b>	<b>\$ 349,291.84</b>	<b>\$ 120,434.75</b>
<b>ARIZONA DEPARTMENT OF AGRICULTURE</b>				
<b>SERVICE FEES INCREASE FUND</b>				
Appropriated Activity		\$ 56,911.55	\$ 56,831.55	
<b>TOTAL FUND</b>	<b>\$ -</b>	<b>\$ 56,911.55</b>	<b>\$ 56,831.55</b>	<b>\$ 80.00</b>
<b>AGRICULTURAL CONSULTING AND TRAINING FUND</b>				
Agriculture Consulting/Training		\$ 32,822.06	\$ -	
Appropriated Activity		-	357,433.89	
<b>TOTAL FUND</b>	<b>\$ 335,750.73</b>	<b>\$ 32,822.06</b>	<b>\$ 357,433.89</b>	<b>\$ 11,138.90</b>
<b>COMMERCIAL FEED FUND</b>				
Appropriated Activity		\$ 371,301.80	\$ 402,584.60	
<b>TOTAL FUND</b>	<b>\$ 285,992.88</b>	<b>\$ 371,301.80</b>	<b>\$ 402,584.60</b>	<b>\$ 254,710.08</b>

See accompanying notes to financial statements.

STATE OF ARIZONA  
SPECIAL REVENUE FUNDS  
STATEMENT OF REVENUES, EXPENDITURES, AND CHANGES IN FUND BALANCE  
BUDGETARY (LEGAL) BASIS  
FOR THE YEAR ENDED JUNE 30, 2009

	FUND BALANCE JULY 1, 2008	REVENUES AND TRANSFERS IN	EXPENDITURES AND TRANSFERS OUT	FUND BALANCE JUNE 30, 2009
<b>COTTON RESEARCH AND PROTECTION</b>				
Cotton Council		\$ 2,042,049.78	\$ 1,733,193.91	
Interest Earnings		11,787.71	-	
<b>TOTAL FUND</b>	<b>\$ 537,740.92</b>	<b>\$ 2,053,837.49</b>	<b>\$ 1,733,193.91</b>	<b>\$ 858,384.50</b>
<b>STATE EGG INSPECTION FUND</b>				
Egg Inspection (Usda Coop Agreement)		\$ 388,445.61	\$ -	
Appropriated Activity		396,003.37	704,255.86	
<b>TOTAL FUND</b>	<b>\$ 49,139.01</b>	<b>\$ 784,448.98</b>	<b>\$ 704,255.86</b>	<b>\$ 129,332.13</b>
<b>PESTICIDE FUND</b>				
Appropriated Activity		\$ 474,828.49	\$ 465,023.59	
<b>TOTAL FUND</b>	<b>\$ 299,700.03</b>	<b>\$ 474,828.49</b>	<b>\$ 465,023.59</b>	<b>\$ 309,504.93</b>
<b>DANGEROUS PLANTS, PESTS, AND DISEASES FUND</b>				
Appropriated Activity		\$ 37,043.89	\$ 40,000.00	
<b>TOTAL FUND</b>	<b>\$ 184,089.28</b>	<b>\$ 37,043.89</b>	<b>\$ 40,000.00</b>	<b>\$ 181,133.17</b>
<b>SEED LAW FUND</b>				
Appropriated Activity		\$ 93,753.11	\$ 66,497.40	
<b>TOTAL FUND</b>	<b>\$ 121,794.37</b>	<b>\$ 93,753.11</b>	<b>\$ 66,497.40</b>	<b>\$ 149,050.08</b>
<b>LIVESTOCK CUSTODY FUND</b>				
Appropriated Activity		\$ 107,204.60	\$ 188,688.30	
<b>TOTAL FUND</b>	<b>\$ 236,447.26</b>	<b>\$ 107,204.60</b>	<b>\$ 188,688.30</b>	<b>\$ 154,963.56</b>
<b>FERTILIZER MATERIALS FUND</b>				
Appropriated Activity		\$ 385,906.33	\$ 421,530.96	
<b>TOTAL FUND</b>	<b>\$ 278,534.10</b>	<b>\$ 385,906.33</b>	<b>\$ 421,530.96</b>	<b>\$ 242,909.47</b>
<b>BEEF COUNCIL FUND</b>				
Animal Disease, Ownership & Welfare Prot		\$ 614,327.90	\$ 602,592.35	
<b>TOTAL FUND</b>	<b>\$ 8,622.23</b>	<b>\$ 614,327.90</b>	<b>\$ 602,592.35</b>	<b>\$ 20,357.78</b>
<b>ARIZONA FEDERAL/STATE INSPECTION FUND</b>				
Fresh Produce Standardization		\$ 3,233,677.78	\$ 3,017,936.54	
Appropriated Activity		-	25,500.00	
<b>TOTAL FUND</b>	<b>\$ 1,435,791.31</b>	<b>\$ 3,233,677.78</b>	<b>\$ 3,043,436.54</b>	<b>\$ 1,626,032.55</b>
<b>ARIZONA GRAIN RESEARCH FUND</b>				
Arizona Grain Council		\$ 213,265.78	\$ 196,380.04	
<b>TOTAL FUND</b>	<b>\$ 49,605.37</b>	<b>\$ 213,265.78</b>	<b>\$ 196,380.04</b>	<b>\$ 66,491.11</b>
<b>ARIZONA WINE PROMOTIONAL FUND</b>				
Interfund Transfers		\$ 316,984.74	\$ 316,984.74	
<b>TOTAL FUND</b>	<b>\$ -</b>	<b>\$ 316,984.74</b>	<b>\$ 316,984.74</b>	<b>\$ -</b>
<b>AZ ICEBERG LETTUCE RESEARCH</b>				
AZ Iceberg Lettuce Research Council		\$ 51,576.95	\$ 99,770.64	
<b>TOTAL FUND</b>	<b>\$ 60,669.02</b>	<b>\$ 51,576.95</b>	<b>\$ 99,770.64</b>	<b>\$ 12,475.33</b>

See accompanying notes to financial statements.

STATE OF ARIZONA  
SPECIAL REVENUE FUNDS  
STATEMENT OF REVENUES, EXPENDITURES, AND CHANGES IN FUND BALANCE  
BUDGETARY (LEGAL) BASIS  
FOR THE YEAR ENDED JUNE 30, 2009

	FUND BALANCE JULY 1, 2008	REVENUES AND TRANSFERS IN	EXPENDITURES AND TRANSFERS OUT	FUND BALANCE JUNE 30, 2009
<b>CITRUS, FRUIT, AND VEGETABLE REVOLVING FUND</b>				
Appropriated Activity		\$ 970,480.54	\$ 967,976.02	
<b>TOTAL FUND</b>	<b>\$ 237,317.89</b>	<b>\$ 970,480.54</b>	<b>\$ 967,976.02</b>	<b>\$ 239,822.41</b>
<b>AQUACULTURE FUND</b>				
Appropriated Activity		\$ 6,220.28	\$ 7,346.89	
<b>TOTAL FUND</b>	<b>\$ 17,567.63</b>	<b>\$ 6,220.28</b>	<b>\$ 7,346.89</b>	<b>\$ 16,441.02</b>
<b>ARIZONA PROTECTED NATIVE PLANT FUND</b>				
Appropriated Activity		\$ 118,540.82	\$ 72,763.21	
<b>TOTAL FUND</b>	<b>\$ 23,926.61</b>	<b>\$ 118,540.82</b>	<b>\$ 72,763.21</b>	<b>\$ 69,704.22</b>
<b>AZ CITRUS RESEARCH COUNCIL</b>				
AZ Citrus Research Council		\$ 40,621.45	\$ 49,472.83	
<b>TOTAL FUND</b>	<b>\$ 24,361.27</b>	<b>\$ 40,621.45</b>	<b>\$ 49,472.83</b>	<b>\$ 15,509.89</b>
<b>AGRICULTURAL PRODUCTS MARKETING</b>				
Fresh Produce Standardization		\$ 210,100.58	\$ 105,045.74	
<b>TOTAL FUND</b>	<b>\$ 26,790.38</b>	<b>\$ 210,100.58</b>	<b>\$ 105,045.74</b>	<b>\$ 131,845.22</b>
<b>ARIZONA AGRICULTURE PROTECTION FUND</b>				
Agricultural Consultation And Training		\$ 166.72	\$ 15,224.60	
<b>TOTAL FUND</b>	<b>\$ 15,068.98</b>	<b>\$ 166.72</b>	<b>\$ 15,224.60</b>	<b>\$ 11.10</b>
<b>COMMODITY PROMOTION FUND</b>				
Commodity Development And Promotion		\$ 6,991.78	\$ 9,511.80	
<b>TOTAL FUND</b>	<b>\$ 7,724.74</b>	<b>\$ 6,991.78</b>	<b>\$ 9,511.80</b>	<b>\$ 5,204.72</b>
<b>AGRICULTURE DESIGNATED MONIES FUND</b>				
Animal Products Food Safety		\$ 45.00	\$ -	
Fresh Produce Standardization		(15,649.25)	13,831.43	
Non Food Product Quality Assurance		7,400.00	3,556.09	
Animal Disease, Ownership & Welfare Prot		32,896.55	12,660.80	
Pest Exclusion		212,584.71	142,710.40	
Administrative Services		107,793.39	41,509.47	
State Agricultural Laboratory		45,041.50	123,616.28	
Agricultural Consultation And Training		133,321.51	140,409.87	
Appropriated Activity		-	315,900.00	
<b>TOTAL FUND</b>	<b>\$ 712,456.96</b>	<b>\$ 523,433.41</b>	<b>\$ 794,194.34</b>	<b>\$ 441,696.03</b>
<b>ACUPUNCTURE BOARD OF EXAMINERS</b>				
<b>ACUPUNCTURE BOARD OF EXAMINERS</b>				
Revenue Collections		\$ 132,547.50	\$ -	
Appropriated Activity		-	210,418.74	
<b>TOTAL FUND</b>	<b>\$ 102,944.81</b>	<b>\$ 132,547.50</b>	<b>\$ 210,418.74</b>	<b>\$ 25,073.57</b>

See accompanying notes to financial statements.

STATE OF ARIZONA  
SPECIAL REVENUE FUNDS  
STATEMENT OF REVENUES, EXPENDITURES, AND CHANGES IN FUND BALANCE  
BUDGETARY (LEGAL) BASIS  
FOR THE YEAR ENDED JUNE 30, 2009

	FUND BALANCE JULY 1, 2008	REVENUES AND TRANSFERS IN	EXPENDITURES AND TRANSFERS OUT	FUND BALANCE JUNE 30, 2009
<b>STATE BOARD OF APPRAISAL</b>				
<b>BOARD OF APPRAISAL FUND</b>				
Federal Registry Fees Collected		\$ (1,667.50)	\$ -	
Revenue Collections		661,509.69	-	
Appropriated Activity		-	656,174.45	
<b>TOTAL FUND</b>	<b>\$ 318,168.01</b>	<b>\$ 659,842.19</b>	<b>\$ 656,174.45</b>	<b>\$ 321,835.75</b>
<b>BOARD OF ATHLETIC TRAINING</b>				
<b>OCCUPATIONAL THERAPY FUND</b>				
Revenue Collections		\$ 1,575.00	\$ -	
<b>TOTAL FUND</b>	<b>\$ -</b>	<b>\$ 1,575.00</b>	<b>\$ -</b>	<b>\$ 1,575.00</b>
<b>BOARD OF BARBERS</b>				
<b>BOARD OF BARBERS FUND</b>				
Revenue Collections		\$ 343,067.40	\$ -	
Appropriated Activity		-	687,260.03	
<b>TOTAL FUND</b>	<b>\$ 426,664.00</b>	<b>\$ 343,067.40</b>	<b>\$ 687,260.03</b>	<b>\$ 82,471.37</b>
<b>DEPARTMENT OF FINANCIAL INSTITUTIONS</b>				
<b>BANKING DEPARTMENT REVOLVING FUND</b>				
Supervision		\$ 2,925,266.66	\$ 2,707,818.24	
Appropriated Activity		-	92,000.00	
<b>TOTAL FUND</b>	<b>\$ 46,655.44</b>	<b>\$ 2,925,266.66</b>	<b>\$ 2,799,818.24</b>	<b>\$ 172,103.86</b>
<b>ARIZONA ESCROW RECOVERY FUND</b>				
Escrow Recovery		\$ 192,616.42	\$ 62,265.41	
Escrow Recovery		25,064.22	15,023.01	
Appropriated Activity		-	2,372,200.00	
<b>TOTAL FUND</b>	<b>\$ 4,181,593.75</b>	<b>\$ 217,680.64</b>	<b>\$ 2,449,488.42</b>	<b>\$ 1,949,785.97</b>
<b>DEPARTMENT RECEIVERSHIP REVOLVING FUND</b>				
Receiverships		\$ 10,197.67	\$ 74,197.14	
Appropriated Activity		-	1,716,800.00	
<b>TOTAL FUND</b>	<b>\$ 2,976,606.96</b>	<b>\$ 10,197.67</b>	<b>\$ 1,790,997.14</b>	<b>\$ 1,195,807.49</b>
<b>BOARD OF BEHAVIORAL HEALTH EXAMINERS</b>				
<b>BOARD OF BEHAVIORAL HEALTH EXAMINERS FND</b>				
Revenue Collections		\$ 1,259,066.10	\$ -	
Appropriated Activity		-	1,256,468.46	
<b>TOTAL FUND</b>	<b>\$ 681,548.34</b>	<b>\$ 1,259,066.10</b>	<b>\$ 1,256,468.46</b>	<b>\$ 684,145.98</b>

See accompanying notes to financial statements.

STATE OF ARIZONA  
SPECIAL REVENUE FUNDS  
STATEMENT OF REVENUES, EXPENDITURES, AND CHANGES IN FUND BALANCE  
BUDGETARY (LEGAL) BASIS  
FOR THE YEAR ENDED JUNE 30, 2009

	FUND BALANCE JULY 1, 2008	REVENUES AND TRANSFERS IN	EXPENDITURES AND TRANSFERS OUT	FUND BALANCE JUNE 30, 2009
<b>ARIZONA STATE BOARD OF NURSING</b>				
<b>BOARD OF NURSING FUND</b>				
Revenue Collections		\$ 4,102,329.56	\$ -	
Appropriated Activity		-	5,219,824.91	
Interfund Transfers		-	3,542.40	
<b>TOTAL FUND</b>	<b>\$ 1,963,407.75</b>	<b>\$ 4,102,329.56</b>	<b>\$ 5,223,367.31</b>	<b>\$ 842,370.00</b>
<b>BOARD OF COSMETOLOGY</b>				
<b>BOARD OF COSMETOLOGY FUND</b>				
Investigation & Hearing Cost Recovery		\$ 86,905.55	\$ 119,304.51	
Non-Appropriated		2,352,857.64	-	
Appropriated Activity		-	3,184,177.76	
<b>TOTAL FUND</b>	<b>\$ 896,502.62</b>	<b>\$ 2,439,763.19</b>	<b>\$ 3,303,482.27</b>	<b>\$ 32,783.54</b>
<b>CORPORATION COMMISSION</b>				
<b>STATEWIDE DONATIONS</b>				
Securities Division - Private Grants		\$ 154,850.00	\$ 86,559.96	
<b>TOTAL FUND</b>	<b>\$ -</b>	<b>\$ 154,850.00</b>	<b>\$ 86,559.96</b>	<b>\$ 68,290.04</b>
<b>UTILITY SITING FUND</b>				
Utilities Division - Line Siting Funds		\$ 100,984.65	\$ 98,088.26	
<b>TOTAL FUND</b>	<b>\$ 9,223.69</b>	<b>\$ 100,984.65</b>	<b>\$ 98,088.26</b>	<b>\$ 12,120.08</b>
<b>UTILITY REGULATION REVOLVING FUND</b>				
Revenue Collections		\$ 27,624,326.62	\$ -	
Appropriated Activity		124.84	18,280,238.10	
<b>TOTAL FUND</b>	<b>\$ 4,417,078.54</b>	<b>\$ 27,624,451.46</b>	<b>\$ 18,280,238.10</b>	<b>\$ 13,761,291.90</b>
<b>PIPELINE SAFETY REVOLVING FUND</b>				
Appropriated Activity		\$ -	\$ 144,300.00	
<b>TOTAL FUND</b>	<b>\$ 288,456.48</b>	<b>\$ -</b>	<b>\$ 144,300.00</b>	<b>\$ 144,156.48</b>
<b>RESIDENTIAL UTILITY CONSUMER OFFICE REVOLVING FUND</b>				
Revenue Collections		\$ 1,039,914.04	\$ -	
<b>TOTAL FUND</b>	<b>\$ 61,594.47</b>	<b>\$ 1,039,914.04</b>	<b>\$ -</b>	<b>\$ 1,101,508.51</b>
<b>SECURITIES REGULATORY AND ENFORCEMENT FUND</b>				
Appropriated Activity		\$ 3,721,959.93	\$ 4,951,942.78	
<b>TOTAL FUND</b>	<b>\$ 2,034,187.69</b>	<b>\$ 3,721,959.93</b>	<b>\$ 4,951,942.78</b>	<b>\$ 804,204.84</b>
<b>COMMERCE FUND</b>				
Revenue Collections		\$ (63,578.37)	\$ -	
<b>TOTAL FUND</b>	<b>\$ 63,578.37</b>	<b>\$ (63,578.37)</b>	<b>\$ -</b>	<b>\$ -</b>
<b>UTILITY SURETY FUND</b>				
Utility Surety Collections		\$ 10.00	\$ -	
<b>TOTAL FUND</b>	<b>\$ -</b>	<b>\$ 10.00</b>	<b>\$ -</b>	<b>\$ 10.00</b>

See accompanying notes to financial statements.

STATE OF ARIZONA  
SPECIAL REVENUE FUNDS  
STATEMENT OF REVENUES, EXPENDITURES, AND CHANGES IN FUND BALANCE  
BUDGETARY (LEGAL) BASIS  
FOR THE YEAR ENDED JUNE 30, 2009

	FUND BALANCE JULY 1, 2008	REVENUES AND TRANSFERS IN	EXPENDITURES AND TRANSFERS OUT	FUND BALANCE JUNE 30, 2009
<b>PUBLIC ACCESS FUND</b>				
Corporations Division - Advance Accounts		\$ (217,923.40)	\$ -	
Appropriated Activity		4,214,781.79	4,612,614.51	
<b>TOTAL FUND</b>	<b>\$ 1,220,829.65</b>	<b>\$ 3,996,858.39</b>	<b>\$ 4,612,614.51</b>	<b>\$ 605,073.53</b>
<b>INVESTMENT MANAGEMENT REGULATORY AND ENFORCEMENT FUND</b>				
Appropriated Activity		\$ 2,156,058.61	\$ 2,888,236.78	
<b>TOTAL FUND</b>	<b>\$ 916,332.27</b>	<b>\$ 2,156,058.61</b>	<b>\$ 2,888,236.78</b>	<b>\$ 184,154.10</b>
<b>STATE BOARD OF CHIROPRACTIC EXAMINERS</b>				
<b>BOARD OF CHIROPRACTIC EXAMINERS FUND</b>				
Revenue Collections		\$ 440,238.27	\$ -	
Appropriated Activity		-	530,277.96	
Interfund Transfers		-	999.40	
<b>TOTAL FUND</b>	<b>\$ 152,062.63</b>	<b>\$ 440,238.27</b>	<b>\$ 531,277.36</b>	<b>\$ 61,023.54</b>
<b>CONSTABLE ETHICS STANDARDS AND TRAINING BOARD</b>				
<b>CONSTABLE ETHICS STANDARDS AND TRAINING</b>				
Constable Ethics Standards & Trng Board		\$ 207,556.91	\$ 110,566.05	
<b>TOTAL FUND</b>	<b>\$ 234,699.52</b>	<b>\$ 207,556.91</b>	<b>\$ 110,566.05</b>	<b>\$ 331,690.38</b>
<b>STATE BOARD OF DISPENSING OPTICIANS</b>				
<b>BOARD OF DISPENSING OPTICIANS FUND</b>				
Non-Appropriated		\$ 154,161.90	\$ -	
Appropriated Activity		-	129,903.91	
<b>TOTAL FUND</b>	<b>\$ 64,123.64</b>	<b>\$ 154,161.90</b>	<b>\$ 129,903.91</b>	<b>\$ 88,381.63</b>
<b>STATE BOARD OF DENTAL EXAMINERS</b>				
<b>DENTAL BOARD FUND</b>				
Revenue Collections		\$ 1,886,286.42	\$ -	
Appropriated Activity		-	2,613,941.65	
<b>TOTAL FUND</b>	<b>\$ 826,848.55</b>	<b>\$ 1,886,286.42</b>	<b>\$ 2,613,941.65</b>	<b>\$ 99,193.32</b>
<b>STATE BOARD OF FUNERAL DIRECTORS AND EMBALMERS</b>				
<b>BOARD OF FUNERAL DIRECTORS FUND</b>				
Interest Earnings		\$ 10,472.97	\$ -	
Revenue Collections		366,976.07	-	
Appropriated Activity		-	825,670.38	
<b>TOTAL FUND</b>	<b>\$ 520,686.14</b>	<b>\$ 377,449.04</b>	<b>\$ 825,670.38</b>	<b>\$ 72,464.80</b>
<b>DEPARTMENT OF GAMING</b>				
<b>LOTTERY FUND</b>				
Appropriated Activity		\$ 300,000.00	\$ 300,000.00	
<b>TOTAL FUND</b>	<b>\$ 382.09</b>	<b>\$ 300,000.00</b>	<b>\$ 300,000.00</b>	<b>\$ 382.09</b>

See accompanying notes to financial statements.



STATE OF ARIZONA  
SPECIAL REVENUE FUNDS  
STATEMENT OF REVENUES, EXPENDITURES, AND CHANGES IN FUND BALANCE  
BUDGETARY (LEGAL) BASIS  
FOR THE YEAR ENDED JUNE 30, 2009

	FUND BALANCE JULY 1, 2008	REVENUES AND TRANSFERS IN	EXPENDITURES AND TRANSFERS OUT	FUND BALANCE JUNE 30, 2009
<b>PERMANENT TRIBAL-STATE COMPACT FUND</b>				
Revenue - Certification		\$ 1,740,938.22	\$ -	
Appropriated Activity		-	1,891,155.26	
<b>TOTAL FUND</b>	<b>\$ 2,314,114.39</b>	<b>\$ 1,740,938.22</b>	<b>\$ 1,891,155.26</b>	<b>\$ 2,163,897.35</b>
<b>ARIZONA BENEFITS FUND</b>				
AZ Benefits Fund - Revenue Clearing Acct		\$ 9,522,755.61	\$ -	
Appropriated Activity		-	9,652,655.48	
<b>TOTAL FUND</b>	<b>\$ 234,312.48</b>	<b>\$ 9,522,755.61</b>	<b>\$ 9,652,655.48</b>	<b>\$ 104,412.61</b>
<b>STATE BOARD OF HOMEOPATHIC AND INTEGRATED MEDICAL EXAMINERS</b>				
<b>BOARD OF HOMEOPATHIC MED EXAMINERS' FUND</b>				
Non-Appropriated		\$ 98,731.20	\$ -	
Appropriated Activity		-	118,117.84	
<b>TOTAL FUND</b>	<b>\$ 69,534.73</b>	<b>\$ 98,731.20</b>	<b>\$ 118,117.84</b>	<b>\$ 50,148.09</b>
<b>INDUSTRIAL COMMISSION OF ARIZONA</b>				
<b>INDUSTRIAL COMMISSION REVOLVING FUND</b>				
Education And Training		\$ 181,841.16	\$ 134,398.76	
Wage Claims		2,175.77	13,189.44	
Medical Fee Schedule		12.50	11,262.46	
Appropriated Activity		-	109,500.00	
<b>TOTAL FUND</b>	<b>\$ 235,052.33</b>	<b>\$ 184,029.43</b>	<b>\$ 268,350.66</b>	<b>\$ 150,731.10</b>
<b>ADMINISTRATIVE FUND</b>				
Revenue Collections		\$ 33,089,315.37	\$ -	
Appropriated Activity		173.95	28,305,492.88	
Interfund Transfers		-	6,000,000.00	
<b>TOTAL FUND</b>	<b>\$ 3,998,430.67</b>	<b>\$ 33,089,489.32</b>	<b>\$ 34,305,492.88</b>	<b>\$ 2,782,427.11</b>
<b>DEPARTMENT OF INSURANCE</b>				
<b>TOBACCO TAX FUND</b>	<b>\$ 97,884.21</b>	<b>\$ -</b>	<b>\$ -</b>	<b>\$ 97,884.21</b>
<b>INSURANCE EXAMINERS' REVOLVING FUND</b>				
Insurance Industry Examinations		\$ 4,679,214.54	\$ 4,299,028.40	
Appropriated Activity		236,515.00	1,220,800.00	
Interfund Transfers		-	5,607.40	
<b>TOTAL FUND</b>	<b>\$ 849,292.90</b>	<b>\$ 4,915,729.54</b>	<b>\$ 5,525,435.80</b>	<b>\$ 239,586.64</b>
<b>ARIZONA PROPERTY AND CASUALTY INSURANCE GUARANTY FUND</b>				
Property And Casualty Insured Protection		\$ 330,725.90	\$ 410,894.00	
<b>TOTAL FUND</b>	<b>\$ 123,896.57</b>	<b>\$ 330,725.90</b>	<b>\$ 410,894.00</b>	<b>\$ 43,728.47</b>
<b>LIFE AND DISABILITY INSURANCE GUARANTY</b>				
Life And Disability Insured Protection		\$ 181,653.97	\$ 233,219.29	
<b>TOTAL FUND</b>	<b>\$ 84,563.10</b>	<b>\$ 181,653.97</b>	<b>\$ 233,219.29</b>	<b>\$ 32,997.78</b>

See accompanying notes to financial statements.

STATE OF ARIZONA  
SPECIAL REVENUE FUNDS  
STATEMENT OF REVENUES, EXPENDITURES, AND CHANGES IN FUND BALANCE  
BUDGETARY (LEGAL) BASIS  
FOR THE YEAR ENDED JUNE 30, 2009

	FUND BALANCE JULY 1, 2008	REVENUES AND TRANSFERS IN	EXPENDITURES AND TRANSFERS OUT	FUND BALANCE JUNE 30, 2009
<b>INSURANCE DEPARTMENT</b>				
<b>FINGERPRINTING FUND</b>				
Fingerprint Cd Criminal Backgrnd Process		\$ (1,920.00)	\$ -	
Interfund Transfers		24.00		
<b>TOTAL FUND</b>	<b>\$ 5,184.00</b>	<b>\$ (1,896.00)</b>	<b>\$ -</b>	<b>\$ 3,288.00</b>
<b>ASSESSMENT FUND FOR VOLUNTARY PLANS</b>				
Liability Insurance Voluntary Plan Admin		\$ 176,800.00	\$ 198,002.36	
<b>TOTAL FUND</b>	<b>\$ 32,185.46</b>	<b>\$ 176,800.00</b>	<b>\$ 198,002.36</b>	<b>\$ 10,983.10</b>
<b>HEALTH CARE APPEALS FUND</b>				
Health Care Appeals Evaluation		\$ 119,252.00	\$ 219,566.32	
Appropriated Activity		-	59,100.00	
<b>TOTAL FUND</b>	<b>\$ 168,080.49</b>	<b>\$ 119,252.00</b>	<b>\$ 278,666.32</b>	<b>\$ 8,666.17</b>
<b>FINANCIAL SURVEILLANCE FUND</b>				
Fin Surveillance Of Domestic Insurers		\$ 383,625.00	\$ 364,822.34	
Appropriated Activity		-	72,300.00	
<b>TOTAL FUND</b>	<b>\$ 116,548.11</b>	<b>\$ 383,625.00</b>	<b>\$ 437,122.34</b>	<b>\$ 63,050.77</b>
<b>RECEIVERSHIP LIQUIDATION</b>				
Receivership Administration		\$ 54,813.27	\$ 54,911.93	
<b>TOTAL FUND</b>	<b>\$ 73.66</b>	<b>\$ 54,813.27</b>	<b>\$ 54,911.93</b>	<b>\$ (25.00)</b>
<b>DEPARTMENT OF LIQUOR LICENSES AND CONTROL</b>				
<b>ANTI-RACKETEERING REVOLVING FUND</b>				
RICO		\$ 45,725.00	\$ 4,659.63	
<b>TOTAL FUND</b>	<b>\$ -</b>	<b>\$ 45,725.00</b>	<b>\$ 4,659.63</b>	<b>\$ 41,065.37</b>
<b>LICENSE FEES &amp; AUDIT/ENFORCEMENT SURCHGS</b>				
State Special Collections		\$ (22,144.09)	\$ -	
Audit Surcharge		158,730.00	178,206.15	
Enforcement Surchrg - Enforcement		385,035.00	290,122.22	
Enforcement Surchrg -Multiple Complaints		339,390.00	180,427.51	
Liquor License Lottery		78,675.00	79,975.00	
Appropriated Activity		-	681,500.00	
<b>TOTAL FUND</b>	<b>\$ 480,382.11</b>	<b>\$ 939,685.91</b>	<b>\$ 1,410,230.88</b>	<b>\$ 9,837.14</b>
<b>ARIZONA MEDICAL BOARD</b>				
<b>ARIZONA MEDICAL BOARD FUND</b>				
Revenue Collections		\$ 5,997,664.96	\$ -	
Appropriated Activity		-	5,604,267.05	
<b>TOTAL FUND</b>	<b>\$ 502,281.02</b>	<b>\$ 5,997,664.96</b>	<b>\$ 5,604,267.05</b>	<b>\$ 895,678.93</b>
<b>STATE MINE INSPECTOR</b>				
<b>ABANDONED MINE SAFETY</b>				
Abandoned Mine Safety		\$ 100,000.00	\$ 35,513.78	
<b>TOTAL FUND</b>	<b>\$ 126,761.37</b>	<b>\$ 100,000.00</b>	<b>\$ 35,513.78</b>	<b>\$ 191,247.59</b>

See accompanying notes to financial statements.

STATE OF ARIZONA  
SPECIAL REVENUE FUNDS  
STATEMENT OF REVENUES, EXPENDITURES, AND CHANGES IN FUND BALANCE  
BUDGETARY (LEGAL) BASIS  
FOR THE YEAR ENDED JUNE 30, 2009

	FUND BALANCE JULY 1, 2008	REVENUES AND TRANSFERS IN	EXPENDITURES AND TRANSFERS OUT	FUND BALANCE JUNE 30, 2009
<b>AGGREGATE MINING RECLAMATION FUND</b>				
Land Reclamation		\$ 19,350.00	\$ -	
Appropriated Activity		-	57,132.70	
<b>TOTAL FUND</b>	<b>\$ 268,897.94</b>	<b>\$ 19,350.00</b>	<b>\$ 57,132.70</b>	<b>\$ 231,115.24</b>
<b>DEPT OF FIRE, BUILDING AND LIFE SAFETY</b>				
<b>ARSON DETECTION REWARD</b>				
Arson Reward Payouts		\$ 3,942.18	\$ 452.40	
<b>TOTAL FUND</b>	<b>\$ 44,519.08</b>	<b>\$ 3,942.18</b>	<b>\$ 452.40</b>	<b>\$ 48,008.86</b>
<b>FIRE, BUILDING, &amp; LIFE SAFETY FUND</b>				
Fire Training Academy		\$ (300.00)	\$ -	
Certificate And Class Fees		242,358.14	107,426.74	
Tank Pull Servicing		-	10,423.80	
Non-Appropriated		30.00	-	
<b>TOTAL FUND</b>	<b>\$ 190,533.14</b>	<b>\$ 242,088.14</b>	<b>\$ 117,850.54</b>	<b>\$ 314,770.74</b>
<b>MOBILE HOME RELOCATION</b>				
Relocation - 90% - Invested		\$ 696,752.33	\$ -	
Relocation - 10% - Payouts		72,626.61	1,314,268.16	
Interest Earnings		121,503.40	-	
<b>TOTAL FUND</b>	<b>\$ 7,695,315.48</b>	<b>\$ 890,882.34</b>	<b>\$ 1,314,268.16</b>	<b>\$ 7,271,929.66</b>
<b>CONDO &amp; PLANNED COMMUNITY HEARING OFFICE</b>				
Condo & Planned Community Hearing 90%		\$ 7,740.00	\$ 11,262.05	
Condo & Planned Community Hearing 10%		860.00	-	
<b>TOTAL FUND</b>	<b>\$ 3,940.99</b>	<b>\$ 8,600.00</b>	<b>\$ 11,262.05</b>	<b>\$ 1,278.94</b>
<b>NATUROPATHIC PHYSICIANS BOARD OF MEDICAL EXAMINERS</b>				
<b>NATUROPATH PHYSICIANS BD OF MED EXAM FD</b>				
Non-Appropriated		\$ 685,164.60	\$ -	
Appropriated Activity		-	1,223,833.29	
Interfund Transfers		-	776.50	
<b>TOTAL FUND</b>	<b>\$ 660,314.12</b>	<b>\$ 685,164.60</b>	<b>\$ 1,224,609.79</b>	<b>\$ 120,868.93</b>
<b>BOARD OF EXAMINERS OF NURSING CARE INSTITUTION ADMINISTRATORS AND ASSITED LIVING FACILITY MANAGERS</b>				
<b>NURSING CARE INSTIT ADMIN/ACHMC</b>				
Interest Earnings		\$ 2,213.25	\$ -	
Non-Appropriated		301,422.01	-	
Appropriated Activity		-	338,997.97	
Interfund Transfers		-	25.00	
<b>TOTAL FUND</b>	<b>\$ 149,239.57</b>	<b>\$ 303,635.26</b>	<b>\$ 339,022.97</b>	<b>\$ 113,851.86</b>

See accompanying notes to financial statements.

STATE OF ARIZONA  
SPECIAL REVENUE FUNDS  
STATEMENT OF REVENUES, EXPENDITURES, AND CHANGES IN FUND BALANCE  
BUDGETARY (LEGAL) BASIS  
FOR THE YEAR ENDED JUNE 30, 2009

	FUND BALANCE JULY 1, 2008	REVENUES AND TRANSFERS IN	EXPENDITURES AND TRANSFERS OUT	FUND BALANCE JUNE 30, 2009
<b>STATE BOARD OF OPTOMETRY</b>				
<b>BOARD OF OPTOMETRY FUND</b>				
Revenue Collections		\$ 223,612.50	\$ -	
Appropriated Activity		-	385,171.65	
Interfund Transfers		-	150.00	
<b>TOTAL FUND</b>	<b>\$ 254,809.19</b>	<b>\$ 223,612.50</b>	<b>\$ 385,321.65</b>	<b>\$ 93,100.04</b>
<b>ARIZONA BOARD OF OSTEOPATHIC EXAMINERS</b>				
<b>BOARD FUND</b>				
Revenue Collections		\$ 423,617.88	\$ -	
Appropriated Activity		-	1,132,219.63	
<b>TOTAL FUND</b>	<b>\$ 945,588.70</b>	<b>\$ 423,617.88</b>	<b>\$ 1,132,219.63</b>	<b>\$ 236,986.95</b>
<b>BOARD OF OCCUPATIONAL THERAPY EXAMINERS</b>				
<b>OCCUPATIONAL THERAPY FUND</b>				
<b>Occupational Therapy Account</b>				
Occupational Therapy Revenue		\$ 138,682.50	\$ -	
Appropriated Activity		-	450,597.43	
<b>Total Occupational Therapy Account</b>		<b>\$ 138,682.50</b>	<b>\$ 450,597.43</b>	
<b>Athletic Trainers Account</b>				
Board Of Athletic Training Revenue		\$ 62,914.50	\$ -	
<b>Total Athletic Trainers Account</b>		<b>\$ 62,914.50</b>	<b>\$ -</b>	
<b>TOTAL FUND</b>	<b>\$ 525,317.27</b>	<b>\$ 201,597.00</b>	<b>\$ 450,597.43</b>	<b>\$ 276,316.84</b>
<b>ARIZONA STATE BOARD OF PHARMACY</b>				
<b>ARIZONA STATE BOARD OF PHARMACY FUND</b>				
Revenue Collection Pharmacy Board Fund		\$ 2,210,198.53	\$ -	
Appropriated Activity		-	2,170,919.51	
<b>TOTAL FUND</b>	<b>\$ 309,649.69</b>	<b>\$ 2,210,198.53</b>	<b>\$ 2,170,919.51</b>	<b>\$ 348,928.71</b>
<b>CONTROLLED SUBSTANCE PRESCRIPTION MONITORING FUND</b>				
Prescription Monitoring Program		\$ -	\$ 286,154.63	
<b>TOTAL FUND</b>	<b>\$ 286,428.75</b>	<b>\$ -</b>	<b>\$ 286,154.63</b>	<b>\$ 274.12</b>
<b>STATE BOARD OF PODIATRY EXAMINERS</b>				
<b>PODIATRY FUND</b>				
Non-Appropriated		\$ 126,381.16	\$ -	
Appropriated Activity		-	134,578.05	
<b>TOTAL FUND</b>	<b>\$ 86,776.10</b>	<b>\$ 126,381.16</b>	<b>\$ 134,578.05</b>	<b>\$ 78,579.21</b>

See accompanying notes to financial statements.

STATE OF ARIZONA  
SPECIAL REVENUE FUNDS  
STATEMENT OF REVENUES, EXPENDITURES, AND CHANGES IN FUND BALANCE  
BUDGETARY (LEGAL) BASIS  
FOR THE YEAR ENDED JUNE 30, 2009

	FUND BALANCE JULY 1, 2008	REVENUES AND TRANSFERS IN	EXPENDITURES AND TRANSFERS OUT	FUND BALANCE JUNE 30, 2009
<b>BOARD OF PHYSICAL THERAPY EXAMINERS</b>				
<b>BOARD OF PHYSICAL THERAPY FUND</b>				
Interest Earnings		\$ 160.00	\$ -	
Revenue Collections		585,644.98	-	
Appropriated Activity		-	351,792.54	
<b>TOTAL FUND</b>	<b>\$ 175,995.12</b>	<b>\$ 585,804.98</b>	<b>\$ 351,792.54</b>	<b>\$ 410,007.56</b>
<b>STATE BOARD FOR PRIVATE POSTSECONDARY EDUCATION</b>				
<b>BD FOR PRIVATE POSTSECONDARY EDUCATION FUND</b>				
Revenue Collections		\$ 425,835.00	\$ -	
Appropriated Activity		-	503,327.77	
<b>TOTAL FUND</b>	<b>\$ 362,093.75</b>	<b>\$ 425,835.00</b>	<b>\$ 503,327.77</b>	<b>\$ 284,600.98</b>
<b>BOARD OF RESPIRATORY CARE EXAMINERS</b>				
<b>BOARD OF RESPIRATORY CARE EXAMINERS</b>				
Revenue Collections		\$ 283,238.39	\$ -	
Appropriated Activity		-	293,562.62	
<b>TOTAL FUND</b>	<b>\$ 236,132.02</b>	<b>\$ 283,238.39</b>	<b>\$ 293,562.62</b>	<b>\$ 225,807.79</b>
<b>ARIZONA DEPARTMENT OF RACING</b>				
<b>GREYHOUND &amp; RETIRED RACEHORSE ADOPT FUND</b>				
Greyhound Adoption Program		\$ (2,896.75)	\$ -	
Racehorse Adoption Program		163.88	-	
<b>TOTAL FUND</b>	<b>\$ 3,060.25</b>	<b>\$ (2,732.87)</b>	<b>\$ -</b>	<b>\$ 327.38</b>
<b>RACING ADMINISTRATION FUND</b>				
Revenue Collections		\$ 67,000.00	\$ -	
Appropriated Activity		-	59,131.86	
<b>TOTAL FUND</b>	<b>\$ 31,783.08</b>	<b>\$ 67,000.00</b>	<b>\$ 59,131.86</b>	<b>\$ 39,651.22</b>
<b>COUNTY FAIR RACING</b>				
Revenue Collections		\$ 450,000.00	\$ -	
Appropriated Activity		-	440,758.99	
<b>TOTAL FUND</b>	<b>\$ 88,874.11</b>	<b>\$ 450,000.00</b>	<b>\$ 440,758.99</b>	<b>\$ 98,115.12</b>
<b>ARIZONA BREEDERS' AWARD FUND</b>				
Breeders Awards		\$ 1,200,000.00	\$ 675,883.66	
Appropriated Activity		-	318,200.00	
Interfund Transfers		60.97	-	
<b>TOTAL FUND</b>	<b>\$ 105,956.50</b>	<b>\$ 1,200,060.97</b>	<b>\$ 994,083.66</b>	<b>\$ 311,933.81</b>
<b>COUNTY FAIRS RACING BETTERMENT FUND</b>				
County Fair Racing Betterment		\$ 1,200,000.00	\$ 800,000.00	
Appropriated Activity		-	415,100.00	
<b>TOTAL FUND</b>	<b>\$ 426,999.59</b>	<b>\$ 1,200,000.00</b>	<b>\$ 1,215,100.00</b>	<b>\$ 411,899.59</b>

See accompanying notes to financial statements.

STATE OF ARIZONA  
SPECIAL REVENUE FUNDS  
STATEMENT OF REVENUES, EXPENDITURES, AND CHANGES IN FUND BALANCE  
BUDGETARY (LEGAL) BASIS  
FOR THE YEAR ENDED JUNE 30, 2009

	FUND BALANCE JULY 1, 2008	REVENUES AND TRANSFERS IN	EXPENDITURES AND TRANSFERS OUT	FUND BALANCE JUNE 30, 2009
<b>AZ STALLION AWARD FUND</b>				
Stallion Awards		\$ 60,000.00	\$ 119,149.25	
<b>TOTAL FUND</b>	<b>\$ 85,732.02</b>	<b>\$ 60,000.00</b>	<b>\$ 119,149.25</b>	<b>\$ 26,582.77</b>
<b>RACING INVESTIGATION FUND</b>				
Racing Investigation		\$ -	\$ 6,391.35	
<b>TOTAL FUND</b>	<b>\$ -</b>	<b>\$ -</b>	<b>\$ 6,391.35</b>	<b>\$ (6,391.35)</b>
<b>UNARMED COMBAT EVENTS FUND</b>				
Unarmed Combat		\$ 4,000.00	\$ -	
<b>TOTAL FUND</b>	<b>\$ -</b>	<b>\$ 4,000.00</b>	<b>\$ -</b>	<b>\$ 4,000.00</b>
<b>REAL ESTATE DEPARTMENT</b>				
<b>CONDOMINIUM RECOVERY FUND</b>				
Condominium Recovery Fund		\$ 11,080.00	\$ -	
Appropriated Activity		-	5,000.00	
<b>TOTAL FUND</b>	<b>\$ 5,820.00</b>	<b>\$ 11,080.00</b>	<b>\$ 5,000.00</b>	<b>\$ 11,900.00</b>
<b>REGISTRAR OF CONTRACTORS</b>				
<b>REGISTRAR OF CONTRACTORS FUND</b>				
Revenue Collections		\$ 11,732,308.65	\$ -	
Appropriated Activity		-	14,196,197.85	
<b>TOTAL FUND</b>	<b>\$ 8,635,667.95</b>	<b>\$ 11,732,308.65</b>	<b>\$ 14,196,197.85</b>	<b>\$ 6,171,778.75</b>
<b>RESIDENTIAL CONTRACTORS' RECOVERY FUND</b>				
Recovery Fund Program		\$ 6,020,377.86	\$ 7,306,659.28	
Appropriated Activity		-	6,600,000.00	
<b>TOTAL FUND</b>	<b>\$ 12,000,559.45</b>	<b>\$ 6,020,377.86</b>	<b>\$ 13,906,659.28</b>	<b>\$ 4,114,278.03</b>
<b>OFFICE OF PEST MANAGEMENT</b>				
<b>FEDERAL GRANT FUND</b>				
Certification		\$ 40,000.00	\$ 35,100.62	
Enforcement		69,500.00	58,130.00	
<b>TOTAL FUND</b>	<b>\$ 6,311.55</b>	<b>\$ 109,500.00</b>	<b>\$ 93,230.62</b>	<b>\$ 22,580.93</b>
<b>STRUCTURAL PEST CONTROL COMMISSION FUND</b>				
Revenue Collections		\$ 1,532,267.04	\$ -	
Appropriated Activity		-	2,809,704.92	
<b>TOTAL FUND</b>	<b>\$ 1,854,034.10</b>	<b>\$ 1,532,267.04</b>	<b>\$ 2,809,704.92</b>	<b>\$ 576,596.22</b>
<b>STATE BOARD OF PSYCHOLOGIST EXAMINERS</b>				
<b>BOARD OF PSYCHOLOGIST EXAMINERS FUND</b>				
Revenue Collections		\$ 592,620.04	\$ -	
Appropriated Activity		-	892,422.88	
<b>TOTAL FUND</b>	<b>\$ 433,458.26</b>	<b>\$ 592,620.04</b>	<b>\$ 892,422.88</b>	<b>\$ 133,655.42</b>

See accompanying notes to financial statements.

STATE OF ARIZONA  
SPECIAL REVENUE FUNDS  
STATEMENT OF REVENUES, EXPENDITURES, AND CHANGES IN FUND BALANCE  
BUDGETARY (LEGAL) BASIS  
FOR THE YEAR ENDED JUNE 30, 2009

	FUND BALANCE JULY 1, 2008	REVENUES AND TRANSFERS IN	EXPENDITURES AND TRANSFERS OUT	FUND BALANCE JUNE 30, 2009
<b>STATE BOARD OF TECHNICAL REGISTRATION</b>				
<b>TECHNICAL REGISTRATION FUND</b>				
Revenue Collections		\$ 1,747,354.27	\$ -	
Investigations		(34,430.00)	8,668.12	
Appropriated Activity		-	2,386,088.50	
Interfund Transfers		-	1,000.00	
<b>TOTAL FUND</b>	<b>\$ 1,327,176.66</b>	<b>\$ 1,712,924.27</b>	<b>\$ 2,395,756.62</b>	<b>\$ 644,344.31</b>
<b>RESIDENTIAL UTILITY CONSUMER OFFICE</b>				
<b>RESIDENTIAL UTILITY CONSUMER OFFICE REVOLVING FUND</b>				
Revenue Collections		\$ 1,340,991.76	\$ -	
Appropriated Activity		-	1,387,180.48	
<b>TOTAL FUND</b>	<b>\$ 467,855.21</b>	<b>\$ 1,340,991.76</b>	<b>\$ 1,387,180.48</b>	<b>\$ 421,666.49</b>
<b>ARIZONA STATE VETERINARY MEDICAL EXAMINING BOARD</b>				
<b>VETERINARY MEDICAL EXAMINING BOARD FUND</b>				
Revenue Collections		\$ 1,017,472.61	\$ -	
Appropriated Activity		-	985,026.33	
<b>TOTAL FUND</b>	<b>\$ 476,229.84</b>	<b>\$ 1,017,472.61</b>	<b>\$ 985,026.33</b>	<b>\$ 508,676.12</b>
<b>DEPARTMENT OF WEIGHTS AND MEASURES</b>				
<b>AIR QUALITY FUND</b>				
Appropriated Activity		\$ -	\$ 1,562,466.48	
Interfund Transfers		1,542,900.00	-	
<b>TOTAL FUND</b>	<b>\$ 1,158,446.16</b>	<b>\$ 1,542,900.00</b>	<b>\$ 1,562,466.48</b>	<b>\$ 1,138,879.68</b>
<b>MOTOR VEHICLE LIABILITY INSURANCE ENFORCEMENT FUND</b>				
Revenue Collections		\$ 319,900.00	\$ -	
Appropriated Activity		-	293,445.56	
<b>TOTAL FUND</b>	<b>\$ 7,590.67</b>	<b>\$ 319,900.00</b>	<b>\$ 293,445.56</b>	<b>\$ 34,045.11</b>
<b>EDUCATION</b>				
<b>ARIZONA BOARD OF REGENTS</b>				
<b>TECHNOLOGY AND RESEARCH INITIATIVE FUND</b>				
Technology And Research Initiative		\$ 60,122,178.69	\$ 60,122,178.69	
<b>TOTAL FUND</b>	<b>\$ 1.00</b>	<b>\$ 60,122,178.69</b>	<b>\$ 60,122,178.69</b>	<b>\$ 1.00</b>

See accompanying notes to financial statements.

STATE OF ARIZONA  
SPECIAL REVENUE FUNDS  
STATEMENT OF REVENUES, EXPENDITURES, AND CHANGES IN FUND BALANCE  
BUDGETARY (LEGAL) BASIS  
FOR THE YEAR ENDED JUNE 30, 2009

	FUND BALANCE JULY 1, 2008	REVENUES AND TRANSFERS IN	EXPENDITURES AND TRANSFERS OUT	FUND BALANCE JUNE 30, 2009
<b>EARLY CHILDHOOD DEVELOPMENT AND HEALTH BOARD</b>				
<b>EARLY CHILD DEVELOPMENT AND HEALTH FUND</b>				
Ecdh Fund - Non-Appropriated		\$ 156,706,468.15	\$ 31,182,192.33	
Non-Approp Other Governmental Funds Activity		159,292.58	235,208.12	
Appropriated Activity		-	7,000,000.00	
<b>TOTAL FUND</b>	<b>\$ 237,254,760.06</b>	<b>\$ 156,865,760.73</b>	<b>\$ 38,417,400.45</b>	<b>\$ 355,703,120.34</b>
<b>DEPARTMENT OF EDUCATION</b>				
<b>AMERICAN COMPETITIVENESS PROJECT FUND</b>				
Competitiveness Grant Distributions		\$ -	\$ 8,964.70	
<b>TOTAL FUND</b>	<b>\$ 12,107.50</b>	<b>\$ -</b>	<b>\$ 8,964.70</b>	<b>\$ 3,142.80</b>
<b>GOLDEN RULE SPECIAL PLATE FUND</b>				
Golden Rule License Plates		\$ 139,774.00	\$ 158,787.00	
<b>TOTAL FUND</b>	<b>\$ 32,623.00</b>	<b>\$ 139,774.00</b>	<b>\$ 158,787.00</b>	<b>\$ 13,610.00</b>
<b>ASSISTANCE FOR EDUCATION</b>				
Contributions to Public Schools		\$ 79,933.41	\$ (250.00)	
Appropriated Activity		-	100,000.00	
<b>TOTAL FUND</b>	<b>\$ 300,613.04</b>	<b>\$ 79,933.41</b>	<b>\$ 99,750.00</b>	<b>\$ 280,796.45</b>
<b>FAILING SCHOOLS TUTORING FUND</b>				
Appropriated Activity		\$ 1,500,169.73	\$ 643,690.05	
<b>TOTAL FUND</b>	<b>\$ 396,444.92</b>	<b>\$ 1,500,169.73</b>	<b>\$ 643,690.05</b>	<b>\$ 1,252,924.60</b>
<b>CLASSROOM SITE FUND</b>				
Csf Proposition 301 Monies		\$ 354,925,200.78	\$ 360,628,297.74	
<b>TOTAL FUND</b>	<b>\$ 56,052,419.77</b>	<b>\$ 354,925,200.78</b>	<b>\$ 360,628,297.74</b>	<b>\$ 50,349,322.81</b>
<b>INSTRUCTIONAL IMPROVEMENT FUND</b>				
Iif Proposition 202 Monies		\$ 43,341,903.24	\$ 44,595,397.29	
<b>TOTAL FUND</b>	<b>\$ 12,467,467.04</b>	<b>\$ 43,341,903.24</b>	<b>\$ 44,595,397.29</b>	<b>\$ 11,213,972.99</b>
<b>CHARACTER EDUCATION SPECIAL PLATE FUND</b>				
Character Education Special Plate Fund		\$ 47,550.80	\$ 148,316.45	
<b>TOTAL FUND</b>	<b>\$ 112,652.07</b>	<b>\$ 47,550.80</b>	<b>\$ 148,316.45</b>	<b>\$ 11,886.42</b>
<b>DOE PRODUCTION REVOLVING FUND</b>				
Agency Chargebacks		\$ 1,084,073.38	\$ 1,042,737.40	
Appropriated Activity		-	133,800.00	
Interfund Transfers		1,037.99	-	
<b>TOTAL FUND</b>	<b>\$ 801,515.64</b>	<b>\$ 1,085,111.37</b>	<b>\$ 1,176,537.40</b>	<b>\$ 710,089.61</b>

See accompanying notes to financial statements.



STATE OF ARIZONA  
SPECIAL REVENUE FUNDS  
STATEMENT OF REVENUES, EXPENDITURES, AND CHANGES IN FUND BALANCE  
BUDGETARY (LEGAL) BASIS  
FOR THE YEAR ENDED JUNE 30, 2009

	FUND BALANCE JULY 1, 2008	REVENUES AND TRANSFERS IN	EXPENDITURES AND TRANSFERS OUT	FUND BALANCE JUNE 30, 2009
<b>COMMISSION FOR POSTSECONDARY EDUCATION</b>				
<b>POSTSECONDARY EDUCATION FUND</b>				
Paul Douglas Teacher Scholarship Returns		\$ 8,021.06	\$ -	
Appropriated Activity		3,349,655.32	3,189,956.24	
Interfund Transfers		-	1,133.06	
<b>TOTAL FUND</b>	<b>\$ 109,625.44</b>	<b>\$ 3,357,676.38</b>	<b>\$ 3,191,089.30</b>	<b>\$ 276,212.52</b>
<b>AZ STATE SCHOOLS FOR THE DEAF AND BLIND</b>				
<b>TELECOMMUNICATION FUND FOR THE DEAF</b>	<b>\$ 4,997.34</b>	<b>\$ -</b>	<b>\$ -</b>	<b>\$ 4,997.34</b>
<b>ASDB CLASSROOM SITE FUND</b>				
Tucson Campus - Prop 301		\$ 207,241.19	\$ 301,774.33	
Phoenix Campus - Prop 301		177,380.42	576,168.87	
Cooperatives - Prop 301		416,088.01	274,378.26	
Preschool / Outreach - Prop 301		12,725.74	45,133.06	
Agency / Statewide - Prop 301		474,558.82	-	
<b>TOTAL FUND</b>	<b>\$ 768,648.20</b>	<b>\$ 1,287,994.18</b>	<b>\$ 1,197,454.52</b>	<b>\$ 859,187.86</b>
<b>INSTRUCTIONAL IMPROVEMENT FUND</b>				
Tucson Campus - Prop 202		\$ 57,727.15	\$ 89,582.04	
Phoenix Campus - Prop 202		49,281.72	28,427.96	
Cooperatives - Prop 202		67,273.78	42,498.13	
Preschool / Outreach - Prop 202		12,096.23	7,525.73	
Agency / Statewide - Prop 202		(44,055.51)	-	
<b>TOTAL FUND</b>	<b>\$ 257,218.14</b>	<b>\$ 142,323.37</b>	<b>\$ 168,033.86</b>	<b>\$ 231,507.65</b>
<b>PROTECTION AND SAFETY</b>				
<b>AUTOMOBILE THEFT AUTHORITY</b>				
<b>AUTOMOBILE THEFT AUTHORITY FUND</b>				
Revenue Collections		\$ 5,149,509.45	\$ -	
Appropriated Activity		-	5,099,291.90	
<b>TOTAL FUND</b>	<b>\$ 80,251.45</b>	<b>\$ 5,149,509.45</b>	<b>\$ 5,099,291.90</b>	<b>\$ 130,469.00</b>
<b>DEPARTMENT OF CORRECTIONS</b>				
<b>CRIMINAL JUSTICE ENHANCEMENT FUND</b>				
Criminal Justice Enhancement		\$ 5,578,401.26	\$ 5,565,774.45	
Appropriated Activity		-	1,200.00	
<b>TOTAL FUND</b>	<b>\$ 17,625.37</b>	<b>\$ 5,578,401.26</b>	<b>\$ 5,566,974.45</b>	<b>\$ 29,052.18</b>
<b>CORRECTIONS FUND</b>				
<b>Department of Administration</b>				
Appropriated Activity		\$ -	\$ 2,986,229.97	
<b>Department of Corrections</b>				
Appropriated Activity		-	26,724,417.63	

See accompanying notes to financial statements.

STATE OF ARIZONA  
SPECIAL REVENUE FUNDS  
STATEMENT OF REVENUES, EXPENDITURES, AND CHANGES IN FUND BALANCE  
BUDGETARY (LEGAL) BASIS  
FOR THE YEAR ENDED JUNE 30, 2009

	FUND BALANCE JULY 1, 2008	REVENUES AND TRANSFERS IN	EXPENDITURES AND TRANSFERS OUT	FUND BALANCE JUNE 30, 2009
<b>Department of Revenue</b>				
Revenue Collections		28,717,495.09	-	
<b>TOTAL FUND</b>	<b>\$ 1,690,211.47</b>	<b>\$ 28,717,495.09</b>	<b>\$ 29,710,647.60</b>	<b>\$ 697,058.96</b>
<b>ALCOHOL ABUSE TREATMENT FUND</b>				
Appropriated Activity		\$ 464,176.99	\$ 1,728,498.71	
Interfund Transfers		44.95	-	
<b>TOTAL FUND</b>	<b>\$ 1,438,811.27</b>	<b>\$ 464,221.94</b>	<b>\$ 1,728,498.71</b>	<b>\$ 174,534.50</b>
<b>TRANSITION PROGRAM DRUG TREATMENT FUND</b>				
Appropriated Activity		\$ 263,517.00	\$ 443,078.39	
<b>TOTAL FUND</b>	<b>\$ 411,984.00</b>	<b>\$ 263,517.00</b>	<b>\$ 443,078.39</b>	<b>\$ 232,422.61</b>
<b>PRISON CONSTRUCTION AND OPERATIONS FUND</b>				
Appropriated Activity		\$ 12,800,347.75	\$ 14,012,344.64	
<b>TOTAL FUND</b>	<b>\$ 904,866.89</b>	<b>\$ 12,800,347.75</b>	<b>\$ 14,012,344.64</b>	<b>\$ (307,130.00)</b>
<b>INMATE STORE PROCEEDS FUND</b>				
Inmate Store Privatization Proceeds		\$ 473,391.00	\$ 472,547.96	
<b>TOTAL FUND</b>	<b>\$ 156.96</b>	<b>\$ 473,391.00</b>	<b>\$ 472,547.96</b>	<b>\$ 1,000.00</b>
<b>STATE DOC REVOLVING FUND</b>				
Transition Program		\$ 3,358,868.03	\$ 2,327,059.96	
Appropriated Activity		-	170,500.00	
<b>TOTAL FUND</b>	<b>\$ 103,504.66</b>	<b>\$ 3,358,868.03</b>	<b>\$ 2,497,559.96</b>	<b>\$ 964,812.73</b>
<b>DOC SPECIAL SERVICES FUND</b>				
Special Services - Educ And Operations		\$ 3,020,787.19	\$ 3,413,066.85	
Appropriated Activity		-	909,400.00	
<b>TOTAL FUND</b>	<b>\$ 1,819,703.85</b>	<b>\$ 3,020,787.19</b>	<b>\$ 4,322,466.85</b>	<b>\$ 518,024.19</b>
<b>DEPARTMENT OF JUVENILE CORRECTIONS</b>				
<b>FEDERAL GRANT FUND</b>				
Administration		\$ 5,400.00	-	
Non-Approp Other Governmental Funds Activity		2,864,131.55	2,381,295.65	
<b>TOTAL FUND</b>	<b>\$ 190,706.24</b>	<b>\$ 2,869,531.55</b>	<b>\$ 2,381,295.65</b>	<b>\$ 678,942.14</b>
<b>CRIMINAL JUSTICE ENHANCEMENT FUND</b>				
Operating Revenue		\$ 767,626.15	-	
Appropriated Activity		-	846,701.25	
<b>TOTAL FUND</b>	<b>\$ 79,890.11</b>	<b>\$ 767,626.15</b>	<b>\$ 846,701.25</b>	<b>\$ 815.01</b>
<b>STATE EDUCATION SYSTEM FOR COMMITTED YOUTH CLASSROOM SITE FUND</b>				
Education		\$ 208,839.95	\$ 199,907.05	
<b>TOTAL FUND</b>	<b>\$ 233,567.01</b>	<b>\$ 208,839.95</b>	<b>\$ 199,907.05</b>	<b>\$ 242,499.91</b>

See accompanying notes to financial statements.

STATE OF ARIZONA  
SPECIAL REVENUE FUNDS  
STATEMENT OF REVENUES, EXPENDITURES, AND CHANGES IN FUND BALANCE  
BUDGETARY (LEGAL) BASIS  
FOR THE YEAR ENDED JUNE 30, 2009

	FUND BALANCE JULY 1, 2008	REVENUES AND TRANSFERS IN	EXPENDITURES AND TRANSFERS OUT	FUND BALANCE JUNE 30, 2009
<b>INSTRUCTIONAL IMPROVEMENT FUND</b>				
Education		\$ 23,223.38	\$ 15,000.00	
<b>TOTAL FUND</b>	<b>\$ 12,730.98</b>	<b>\$ 23,223.38</b>	<b>\$ 15,000.00</b>	<b>\$ 20,954.36</b>
<b>DEPARTMENT OF JUVENILE CORRECTIONS FUND</b>				
Administration		\$ 122,354.43	\$ 104,762.23	
Education		-	840.00	
<b>TOTAL FUND</b>	<b>\$ 79,909.12</b>	<b>\$ 122,354.43</b>	<b>\$ 105,602.23</b>	<b>\$ 96,661.32</b>
<b>ARIZONA CRIMINAL JUSTICE COMMISSION</b>				
<b>CRIMINAL JUSTICE ENHANCEMENT FUND</b>				
Criminal Justice Enhancement Fund		\$ 748,554.69	\$ -	
Crime Control		6,535,549.67	7,986,996.01	
Statistical Analysis Center		59,500.00	(26,974.95)	
Cj Systems Improvement & Info Technology		982,833.62	2,292,763.68	
Drug Enforcement Account		500,000.00	500,000.00	
Appropriated Activity		-	2,693,845.89	
Interfund Transfers		-	900.00	
<b>TOTAL FUND</b>	<b>\$ 6,327,016.91</b>	<b>\$ 8,826,437.98</b>	<b>\$ 13,447,530.63</b>	<b>\$ 1,705,924.26</b>
<b>VICTIM COMPENSATION AND ASSISTANCE FUND</b>				
Interest Earnings		\$ (174.05)	\$ -	
Appropriated Activity		3,446,628.72	4,004,849.84	
Interfund Transfers		-	132.35	
<b>TOTAL FUND</b>	<b>\$ 3,370,613.91</b>	<b>\$ 3,446,454.67</b>	<b>\$ 4,004,982.19</b>	<b>\$ 2,812,086.39</b>
<b>DRUG AND GANG PREVENTION RESOURCE CENTER FUND</b>				
Appropriated Activity		\$ 480,489.11	\$ 302,400.00	
<b>TOTAL FUND</b>	<b>\$ 262,612.87</b>	<b>\$ 480,489.11</b>	<b>\$ 302,400.00</b>	<b>\$ 440,701.98</b>
<b>DRIVING UNDER INFLUENCE ABATEMENT FUND</b>				
Oversight Council On Dui Abatement		\$ 1,647,821.64	\$ 1,002,454.76	
Appropriated Activity		-	774,700.00	
Interfund Transfers		132,574.67	-	
<b>TOTAL FUND</b>	<b>\$ 886,041.91</b>	<b>\$ 1,780,396.31</b>	<b>\$ 1,777,154.76</b>	<b>\$ 889,283.46</b>
<b>STATE AID TO COUNTY ATTORNEYS FUND</b>				
Appropriated Activity		\$ 1,138,152.21	\$ 2,436,732.69	
<b>TOTAL FUND</b>	<b>\$ 1,446,101.01</b>	<b>\$ 1,138,152.21</b>	<b>\$ 2,436,732.69</b>	<b>\$ 147,520.53</b>
<b>STATE AID TO INDIGENT DEFENSE FUND</b>				
Appropriated Activity		\$ 1,078,949.75	\$ 2,442,626.13	
<b>TOTAL FUND</b>	<b>\$ 1,372,292.86</b>	<b>\$ 1,078,949.75</b>	<b>\$ 2,442,626.13</b>	<b>\$ 8,616.48</b>

See accompanying notes to financial statements.

STATE OF ARIZONA  
SPECIAL REVENUE FUNDS  
STATEMENT OF REVENUES, EXPENDITURES, AND CHANGES IN FUND BALANCE  
BUDGETARY (LEGAL) BASIS  
FOR THE YEAR ENDED JUNE 30, 2009

	FUND BALANCE JULY 1, 2008	REVENUES AND TRANSFERS IN	EXPENDITURES AND TRANSFERS OUT	FUND BALANCE JUNE 30, 2009
<b>DEPARTMENT OF EMERGENCY AND MILITARY AFFAIRS</b>				
<b>EMERGENCY MANAGEMENT TRAINING FUND</b>				
Adem Registration Fees		\$ 30.00	\$ -	
<b>TOTAL FUND</b>	<b>\$ 2,454.43</b>	<b>\$ 30.00</b>	<b>\$ -</b>	<b>\$ 2,484.43</b>
<b>FREEDOM ACADEMY</b>				
Freedom Academy		\$ -	\$ 340.00	
<b>TOTAL FUND</b>	<b>\$ 4,892.00</b>	<b>\$ -</b>	<b>\$ 340.00</b>	<b>\$ 4,552.00</b>
<b>MORALE, WELFARE AND RECREATIONAL FUND</b>				
Mwr Programs		\$ 45,416.00	\$ 66,487.10	
<b>TOTAL FUND</b>	<b>\$ 21,855.42</b>	<b>\$ 45,416.00</b>	<b>\$ 66,487.10</b>	<b>\$ 784.32</b>
<b>NATIONAL GUARD RELIEF FUND</b>				
National Guard Members Family Assistance		\$ -	\$ 26,257.99	
<b>TOTAL FUND</b>	<b>\$ 26,257.99</b>	<b>\$ -</b>	<b>\$ 26,257.99</b>	<b>\$ -</b>
<b>EMERGENCY RESPONSE FUND</b>				
Appropriated Activity		\$ 145,260.15	\$ 132,700.00	
<b>TOTAL FUND</b>	<b>\$ 41,739.86</b>	<b>\$ 145,260.15</b>	<b>\$ 132,700.00</b>	<b>\$ 54,300.01</b>
<b>DEPARTMENT OF PUBLIC SAFETY</b>				
<b>STATE HIGHWAY FUND</b>				
Appropriated Activity		\$ 41,050,500.00	\$ 41,050,500.00	
<b>TOTAL FUND</b>	<b>\$ -</b>	<b>\$ 41,050,500.00</b>	<b>\$ 41,050,500.00</b>	<b>\$ -</b>
<b>ARIZONA HIGHWAY PATROL FUND</b>				
Revenue Collector - Highway Patrol Fund		\$ 24,076,151.93	\$ -	
Appropriated Activity		186,043.03	23,417,576.70	
<b>TOTAL FUND</b>	<b>\$ 3,217,778.97</b>	<b>\$ 24,262,194.96</b>	<b>\$ 23,417,576.70</b>	<b>\$ 4,062,397.23</b>
<b>DPS PEACE OFFICERS TRAINING</b>				
AZ Police Officer Standards And Training		\$ 7,940,553.44	\$ 7,503,621.41	
Appropriated Activity		-	542,100.00	
<b>TOTAL FUND</b>	<b>\$ 1,014,558.15</b>	<b>\$ 7,940,553.44</b>	<b>\$ 8,045,721.41</b>	<b>\$ 909,390.18</b>
<b>SAFETY ENFORCE AND TRANSPORTATION INFRASTRUCTURE</b>				
Appropriated Activity		\$ 1,615,600.00	\$ 1,615,600.00	
<b>TOTAL FUND</b>	<b>\$ -</b>	<b>\$ 1,615,600.00</b>	<b>\$ 1,615,600.00</b>	<b>\$ -</b>
<b>RECORDS PROCESSING FUND</b>				
Agency Support Division		\$ 291,782.10	\$ 320,510.96	
Scientific Analysis		74,104.00	21,635.94	
Records And Identification Bureau		1,096.18	21.47	
Licensing And Regulatory Bureau		4,556,576.56	4,490,846.91	
Appropriated Activity		-	846,500.00	
<b>TOTAL FUND</b>	<b>\$ 1,121,673.59</b>	<b>\$ 4,923,558.84</b>	<b>\$ 5,679,515.28</b>	<b>\$ 365,717.15</b>

See accompanying notes to financial statements.

STATE OF ARIZONA  
SPECIAL REVENUE FUNDS  
STATEMENT OF REVENUES, EXPENDITURES, AND CHANGES IN FUND BALANCE  
BUDGETARY (LEGAL) BASIS  
FOR THE YEAR ENDED JUNE 30, 2009

	FUND BALANCE JULY 1, 2008	REVENUES AND TRANSFERS IN	EXPENDITURES AND TRANSFERS OUT	FUND BALANCE JUNE 30, 2009
<b>CRIME LABORATORY ASSESSMENT FUND</b>				
Revenue Collector-Crime Lab Assessmnt Fd		\$ 5,387,686.75	\$ -	
Appropriated Activity		52,752.70	5,247,900.00	
<b>TOTAL FUND</b>	<b>\$ 646,102.44</b>	<b>\$ 5,440,439.45</b>	<b>\$ 5,247,900.00</b>	<b>\$ 838,641.89</b>
<b>AZ AUTOMATED FINGERPRINT ID SYSTEM FUND</b>				
Automated Fingerprint Id Fund (Rev Coll)		\$ 3,080,040.35	\$ -	
Appropriated Activity		-	3,819,360.59	
<b>TOTAL FUND</b>	<b>\$ 1,355,819.68</b>	<b>\$ 3,080,040.35</b>	<b>\$ 3,819,360.59</b>	<b>\$ 616,499.44</b>
<b>AZ DNA IDENTIFICATION SYSTEM FUND</b>				
DNA ID System Fund		\$ 6,388,975.71	\$ -	
Appropriated Activity		37,214.79	6,674,199.71	
<b>TOTAL FUND</b>	<b>\$ 738,838.25</b>	<b>\$ 6,426,190.50</b>	<b>\$ 6,674,199.71</b>	<b>\$ 490,829.04</b>
<b>MOTOR CARRIER SAFETY REVOLVING FUND</b>				
Commercial Vehicle Enforcement		\$ -	\$ 56.96	
<b>TOTAL FUND</b>	<b>\$ 3,273.15</b>	<b>\$ -</b>	<b>\$ 56.96</b>	<b>\$ 3,216.19</b>
<b>FAMILIES OF FALLEN POLICE OFFICERS SPECIAL PLATE FUND</b>				
Families Of Fallen Police Special Plate		\$ 74,562.00	\$ -	
<b>TOTAL FUND</b>	<b>\$ 2,833.00</b>	<b>\$ 74,562.00</b>	<b>\$ -</b>	<b>\$ 77,395.00</b>
<b>PHOTO ENFORCEMENT FUND</b>				
Revenue Collections		\$ 22,478,438.86	\$ -	
Appropriated Activity		-	14,692,902.19	
<b>TOTAL FUND</b>	<b>\$ -</b>	<b>\$ 22,478,438.86</b>	<b>\$ 14,692,902.19</b>	<b>\$ 7,785,536.67</b>
<b>PUBLIC SAFETY EQUIPMENT FUND</b>				
Revenue Collections		\$ 842,639.31	\$ -	
Appropriated Activity		-	625,000.00	
<b>TOTAL FUND</b>	<b>\$ -</b>	<b>\$ 842,639.31</b>	<b>\$ 625,000.00</b>	<b>\$ 217,639.31</b>
<b>FINGERPRINT CLEARANCE CARD FUND</b>				
Licensing And Regulatory Bureau		\$ 2,865,645.00	\$ 2,698,004.36	
Appropriated Activity		-	108,200.00	
<b>TOTAL FUND</b>	<b>\$ 830,510.92</b>	<b>\$ 2,865,645.00</b>	<b>\$ 2,806,204.36</b>	<b>\$ 889,951.56</b>
<b>PARITY COMPENSATION FUND</b>				
Parity Compensation Revenue Collector		\$ 1,820,535.31	\$ -	
Appropriated Activity		33,582.97	3,653,400.00	
<b>TOTAL FUND</b>	<b>\$ 2,437,441.85</b>	<b>\$ 1,854,118.28</b>	<b>\$ 3,653,400.00</b>	<b>\$ 638,160.13</b>
<b>ARIZONA HIGHWAY USER REVENUE FUND</b>				
Appropriated Activity		\$ 84,949,500.00	\$ 84,949,500.00	
<b>TOTAL FUND</b>	<b>\$ -</b>	<b>\$ 84,949,500.00</b>	<b>\$ 84,949,500.00</b>	<b>\$ -</b>
<b>ANTI-RACKETEERING REVOLVING FUND</b>				
Highway Patrol Division		\$ -	\$ 959,029.41	
Aviation		-	28,241.43	
Criminal Investigations		344,133.36	1,661,311.96	
Agency Support Division		7,451,304.39	14,076,458.60	
Scientific Analysis		-	938,656.29	

See accompanying notes to financial statements.

STATE OF ARIZONA  
SPECIAL REVENUE FUNDS  
STATEMENT OF REVENUES, EXPENDITURES, AND CHANGES IN FUND BALANCE  
BUDGETARY (LEGAL) BASIS  
FOR THE YEAR ENDED JUNE 30, 2009

	FUND BALANCE JULY 1, 2008	REVENUES AND TRANSFERS IN	EXPENDITURES AND TRANSFERS OUT	FUND BALANCE JUNE 30, 2009
Information Technology Group		-	232,980.98	
Communications Group		-	654,033.88	
Appropriated Activity		-	50,700.00	
<b>TOTAL FUND</b>	<b>\$ 20,469,011.41</b>	<b>\$ 7,795,437.75</b>	<b>\$ 18,601,412.55</b>	<b>\$ 9,663,036.61</b>

**CRIMINAL JUSTICE ENHANCEMENT FUND**

Revenue Collections		\$ 3,471,005.24	\$ -	
Appropriated Activity		32,487.08	4,069,600.00	
<b>TOTAL FUND</b>	<b>\$ 1,119,279.62</b>	<b>\$ 3,503,492.32</b>	<b>\$ 4,069,600.00</b>	<b>\$ 553,171.94</b>

**TRANSPORTATION**

**DEPARTMENT OF TRANSPORTATION**

**STATE AVIATION FUND**

Aviation Revenue		\$ 21,886,591.92	\$ -	
Grand Canyon Airport Revenue		4,787,847.76	-	
Appropriated Activity		-	42,460,604.97	
<b>TOTAL FUND</b>	<b>\$ 16,574,758.21</b>	<b>\$ 26,674,439.68</b>	<b>\$ 42,460,604.97</b>	<b>\$ 788,592.92</b>

**REGIONAL AREA ROAD FUND**

M/Rarf Excise Revenue Clearing		\$ (2,994,989.03)	\$ -	
M/Rarf Construction		1,304,500.57	16,732,899.94	
Federal Aid - Mrf		5,699,700.00	-	
M/Rarf Mjr Artrial & Intersect Impr 10.5		36,191,213.65	43,702,537.77	
M/Rarf Construct Freeways & Oth Rt 56.2		247,600,797.61	154,709,184.67	
<b>TOTAL FUND</b>	<b>\$ 231,985,693.10</b>	<b>\$ 287,801,222.80</b>	<b>\$ 215,144,622.38</b>	<b>\$ 304,642,293.50</b>

**STATE HIGHWAY FUND**

Special 15% Mag Construction		\$ 10,919,961.78	\$ -	
Special 15% Pag Construction		4,320,453.27	-	
Underground Storage Tank Admin		236,377.75	232,509.34	
AZ Material Training Center		41,451.88	34,407.01	
HWY BFO Sers 2007 Prclds Debt Rpaymt Acct		2,953,157.14	-	
Federal Aid - Hwy		600,000.00	-	
Highway Fund Revenue		1,010,126,382.14	(513,434.09)	
Help Loan Proceeds - Mag		37,671,256.14	37,671,259.13	
Hwy Fund Petty Cash		-	(29,675.02)	
Special Plates		1,571,758.00	2,241,055.88	
Insurance Recovery		(151,527.59)	-	
Highway Construction		-	515,266,893.31	
Regular 15% Phx Mag Constr		51,295,127.83	-	
Regular 15% Tuc-Pag Constr		17,225,504.70	-	
Postage Fund		1,410,643.38	2,398,112.79	
STAN - MAG - 60%		5,006,273.93	40,306,784.73	
STAN - PAG - 16%		507,311.81	22,454,262.27	
STAN - TOC - 24%		1,721,069.22	30,252,923.71	
Transport Acceleration Interest Reimb Ac		231,173.62	1,660,300.00	
Rds Of Regional Signific Congstrn Mitigat		217,004.23	10,000,000.00	
Appropriated Activity		377.81	748,042,990.14	
<b>TOTAL FUND</b>	<b>\$ 479,432,435.59</b>	<b>\$ 1,145,903,757.04</b>	<b>\$ 1,410,018,389.20</b>	<b>\$ 215,317,803.43</b>

See accompanying notes to financial statements.

STATE OF ARIZONA  
SPECIAL REVENUE FUNDS  
STATEMENT OF REVENUES, EXPENDITURES, AND CHANGES IN FUND BALANCE  
BUDGETARY (LEGAL) BASIS  
FOR THE YEAR ENDED JUNE 30, 2009

	FUND BALANCE JULY 1, 2008	REVENUES AND TRANSFERS IN	EXPENDITURES AND TRANSFERS OUT	FUND BALANCE JUNE 30, 2009
<b>ADOT FEDERAL PROGRAMS FUND</b>				
Highway Fatality File		\$ 124,177.51	\$ 117,048.84	
FTA - Job Access Reverse Commute		163,924.12	-	
FTA - New Freedom Program		158,384.30	129,031.84	
Valley Metro Rail		170,000.00	169,401.56	
FTA - Elderly/Disabled Assistance		4,379,254.57	4,644,819.25	
FTA Arizona		8,313,972.00	8,834,454.40	
FTA Planning Assistance		1,812,335.98	1,849,071.38	
<b>TOTAL FUND</b>	<b>\$ 2,226,547.35</b>	<b>\$ 15,122,048.48</b>	<b>\$ 15,743,827.27</b>	<b>\$ 1,604,768.56</b>
<b>SAFETY ENFORCEMENT AND TRANSPORTATION INFRASTRUCTURE FUND</b>				
Safety Enforcement & Trans Infrastructur		\$ 3,398,752.96	\$ (15,443.68)	
Appropriated Activity		-	4,348,913.97	
<b>TOTAL FUND</b>	<b>\$ 2,511,374.87</b>	<b>\$ 3,398,752.96</b>	<b>\$ 4,333,470.29</b>	<b>\$ 1,576,657.54</b>
<b>AIR QUALITY FUND</b>				
Appropriated Activity		\$ 71,700.00	\$ 71,700.00	
<b>TOTAL FUND</b>	<b>\$ -</b>	<b>\$ 71,700.00</b>	<b>\$ 71,700.00</b>	<b>\$ -</b>
<b>ECONOMIC STRENGTH PROJECT FUND</b>				
Economic Strength Project		\$ 1,052,574.30	\$ 1,775,065.79	
Appropriated Activity		-	2,269,400.00	
<b>TOTAL FUND</b>	<b>\$ 3,288,616.03</b>	<b>\$ 1,052,574.30</b>	<b>\$ 4,044,465.79</b>	<b>\$ 296,724.54</b>
<b>CASH DEPOSITS FUND</b>				
Depository For Revenue Auditors Travel		\$ 40,505.41	\$ 877.99	
Human Resource Development		9,475.00	310.16	
<b>TOTAL FUND</b>	<b>\$ 10,335.31</b>	<b>\$ 49,980.41</b>	<b>\$ 1,188.15</b>	<b>\$ 59,127.57</b>
<b>VEHICLE INSP AND TITLE ENFORCEMENT FUND</b>				
Vehicle Inspection & Title Enforcement		\$ 1,583,920.00	\$ -	
Appropriated Activity		-	3,700,108.31	
<b>TOTAL FUND</b>	<b>\$ 2,415,318.04</b>	<b>\$ 1,583,920.00</b>	<b>\$ 3,700,108.31</b>	<b>\$ 299,129.73</b>
<b>MOTOR VEHICLE LIABILITY INS ENFORCEMENT</b>				
Mtr Vhcl Liability Ins Enf Admin		\$ 2,794,176.00	\$ -	
Appropriated Activity		-	6,281,184.77	
<b>TOTAL FUND</b>	<b>\$ 3,826,451.26</b>	<b>\$ 2,794,176.00</b>	<b>\$ 6,281,184.77</b>	<b>\$ 339,442.49</b>
<b>MOTOR CARRIER SAFETY REVOLVING FUND</b>				
Motor Carrier Safety Program		\$ 5,000.00	\$ -	
<b>TOTAL FUND</b>	<b>\$ 37,341.84</b>	<b>\$ 5,000.00</b>	<b>\$ -</b>	<b>\$ 42,341.84</b>
<b>SHARED LOCATION AND ADVERTISING AGREEMENT EXPENSE FUND</b>				
	<b>\$ 97,611.55</b>	<b>\$ -</b>	<b>\$ -</b>	<b>\$ 97,611.55</b>
<b>DRIVING UNDER THE INFLUENCE ABATEMENT FUND</b>				
Appropriated Activity		\$ 143,300.00	\$ 143,300.00	
Interfund Transfers		-	132,574.67	
<b>TOTAL FUND</b>	<b>\$ 132,574.67</b>	<b>\$ 143,300.00</b>	<b>\$ 275,874.67</b>	<b>\$ -</b>

See accompanying notes to financial statements.

STATE OF ARIZONA  
SPECIAL REVENUE FUNDS  
STATEMENT OF REVENUES, EXPENDITURES, AND CHANGES IN FUND BALANCE  
BUDGETARY (LEGAL) BASIS  
FOR THE YEAR ENDED JUNE 30, 2009

	FUND BALANCE JULY 1, 2008	REVENUES AND TRANSFERS IN	EXPENDITURES AND TRANSFERS OUT	FUND BALANCE JUNE 30, 2009
<b>EMPLOYEE RECOGNITION FUND</b>				
Employee Awards And Recognition		\$ 7,446.50	\$ 9,959.84	
MVD Employee Awards And Recognition		23,116.31	22,504.62	
TSG Employee Awards And Recognition		15,959.31	12,048.37	
<b>TOTAL FUND</b>	<b>\$ 16,536.50</b>	<b>\$ 46,522.12</b>	<b>\$ 44,512.83</b>	<b>\$ 18,545.79</b>
<b>GRANT ANTICIPATION NOTES FUND</b>				
Grant Anticipation Notes		\$ 38,540,432.84	\$ 38,540,431.65	
Non-Approp Other Governmental Funds Activity		102,372,351.92	90,166,334.23	
<b>TOTAL FUND</b>	<b>\$ 57,947,746.23</b>	<b>\$ 140,912,784.76</b>	<b>\$ 128,706,765.88</b>	<b>\$ 70,153,765.11</b>
<b>RAILROAD CORRIDOR ACQUISITION FUND</b>				
Study, Plans/Acquisition Rr Right-Of-Way		\$ -	\$ 60,284.21	
<b>TOTAL FUND</b>	<b>\$ 228,508.42</b>	<b>\$ -</b>	<b>\$ 60,284.21</b>	<b>\$ 168,224.21</b>
<b>AZ PROFESSIONAL BASEBALL CLUB SPECIAL PLATE FUND</b>				
AZ Professional Baseball Club Sp Plates		\$ 191,673.47	\$ 171,214.05	
<b>TOTAL FUND</b>	<b>\$ 122,043.53</b>	<b>\$ 191,673.47</b>	<b>\$ 171,214.05</b>	<b>\$ 142,502.95</b>
<b>AZ PROFESSIONAL BASKETBALL CLUB SPECIAL PLATE FUND</b>				
AZ Professional Basketball Clb Sp Plates		\$ 6,902.00	\$ -	
<b>TOTAL FUND</b>	<b>\$ -</b>	<b>\$ 6,902.00</b>	<b>\$ -</b>	<b>\$ 6,902.00</b>
<b>ARIZONA HIGHWAY USER REVENUE FUND</b>				
Highway User Revenue		\$ 572,961,782.05	\$ 580,354,114.58	
Appropriated Activity		78,870,802.68	85,566,582.18	
<b>TOTAL FUND</b>	<b>\$ 110,972,849.18</b>	<b>\$ 651,832,584.73</b>	<b>\$ 665,920,696.76</b>	<b>\$ 96,884,737.15</b>
<b>ADOT MVD CLEARING FUND</b>				
Mvd Revenue Clearing		\$ (3,771,756.66)	\$ -	
Irp Prorate		(6,246,949.33)	-	
International Fuel Tax Agreement		11,964.37	-	
Appropriated Activity		-	8,390,600.00	
<b>TOTAL FUND</b>	<b>\$ 66,745,442.42</b>	<b>\$ (10,006,741.62)</b>	<b>\$ 8,390,600.00</b>	<b>\$ 48,348,100.80</b>
<b>LOCAL AGENCY DEPOSITS FUND</b>				
Local Agency Deposits		\$ 39,535,054.66	\$ 38,976,508.96	
<b>TOTAL FUND</b>	<b>\$ 16,263,644.14</b>	<b>\$ 39,535,054.66</b>	<b>\$ 38,976,508.96</b>	<b>\$ 16,822,189.84</b>
<b>UNDERGROUND STORAGE TANK CLEARING</b>				
Undrground Storage Tank Tax Clrng		\$ (206,417.19)	\$ -	
<b>TOTAL FUND</b>	<b>\$ 222,134.09</b>	<b>\$ (206,417.19)</b>	<b>\$ -</b>	<b>\$ 15,716.90</b>
<b>RENTAL TAX &amp; BOND DEPOSIT FUND</b>				
		\$ -	\$ -	
<b>TOTAL FUND</b>	<b>\$ 21,500.00</b>	<b>\$ -</b>	<b>\$ -</b>	<b>\$ 21,500.00</b>

See accompanying notes to financial statements.



STATE OF ARIZONA  
SPECIAL REVENUE FUNDS  
STATEMENT OF REVENUES, EXPENDITURES, AND CHANGES IN FUND BALANCE  
BUDGETARY (LEGAL) BASIS  
FOR THE YEAR ENDED JUNE 30, 2009

	FUND BALANCE JULY 1, 2008	REVENUES AND TRANSFERS IN	EXPENDITURES AND TRANSFERS OUT	FUND BALANCE JUNE 30, 2009
<b>NATURAL RESOURCES</b>				
<b>OFFICE OF THE STATE FORESTER</b>				
<b>COMMUNITY PROTECTION INITIATIVE FUND</b>				
Hazardous Fuels Reduction		\$ 940,252.84	\$ 52.84	
Appropriated Activity		-	940,200.00	
<b>TOTAL FUND</b>	<b>\$ -</b>	<b>\$ 940,252.84</b>	<b>\$ 940,252.84</b>	<b>\$ -</b>
<b>FIRE SUPPRESSION FUND</b>				
Pre-Positioning		\$ 1,882,939.09	\$ 685,447.52	
Wildland Fire Council		9,648,101.30	6,349,729.13	
Wildland Fire Council		-	8,353.09	
Federal Fires		10,875,448.50	9,374,712.03	
Appropriated Activity		-	1,145,200.00	
<b>TOTAL FUND</b>	<b>\$ -</b>	<b>\$ 22,406,488.89</b>	<b>\$ 17,563,441.77</b>	<b>\$ 4,843,047.12</b>
<b>ARIZONA GAME AND FISH DEPARTMENT</b>				
<b>FEDERAL GRANT FUND</b>				
Wildlife Management		\$ -	\$ 63,148.36	
<b>TOTAL FUND</b>	<b>\$ 321,539.40</b>	<b>\$ -</b>	<b>\$ 63,148.36</b>	<b>\$ 258,391.04</b>
<b>GAME AND FISH FUND</b>				
Interest Earnings		\$ (10,512.46)	\$ -	
Revenue Collections - Approp Funds		27,642,960.86	-	
Appropriated Activity		93.87	28,892,431.14	
<b>TOTAL FUND</b>	<b>\$ 12,808,234.11</b>	<b>\$ 27,632,542.27</b>	<b>\$ 28,892,431.14</b>	<b>\$ 11,548,345.24</b>
<b>GAME AND FISH REVOLVING FUND</b>				
Federal Aid Fund Aoo		\$ -	\$ 5,524.13	
Wildlife Management		29,031,474.20	26,486,451.37	
Shooting Range Operations		2,021,467.71	1,612,856.16	
Operations		-	2,300,000.00	
Interfund Transfers		235.37	-	
<b>TOTAL FUND</b>	<b>\$ 2,401,721.02</b>	<b>\$ 31,053,177.28</b>	<b>\$ 30,404,831.66</b>	<b>\$ 3,050,066.64</b>
<b>LAND AND WATER CONSERVATION AND RECREATIONAL DEVELOPMENT FUND</b>				
Revenue Collections - Approp Funds		\$ 592.48	\$ -	
<b>TOTAL FUND</b>	<b>\$ 29,374.84</b>	<b>\$ 592.48</b>	<b>\$ -</b>	<b>\$ 29,967.32</b>
<b>CONSERVATION DEVELOPMENT FUND</b>				
Wildlife Management		\$ 1,635,274.05	\$ 1,004,950.00	
<b>TOTAL FUND</b>	<b>\$ 5,501,735.58</b>	<b>\$ 1,635,274.05</b>	<b>\$ 1,004,950.00</b>	<b>\$ 6,132,059.63</b>
<b>WATERCRAFT LICENSING FUND</b>				
Revenue Collections - Approp Funds		\$ 5,487,909.78	\$ -	
Appropriated Activity		60.77	5,424,154.76	
<b>TOTAL FUND</b>	<b>\$ 196,110.69</b>	<b>\$ 5,487,970.55</b>	<b>\$ 5,424,154.76</b>	<b>\$ 259,926.48</b>

See accompanying notes to financial statements.

STATE OF ARIZONA  
SPECIAL REVENUE FUNDS  
STATEMENT OF REVENUES, EXPENDITURES, AND CHANGES IN FUND BALANCE  
BUDGETARY (LEGAL) BASIS  
FOR THE YEAR ENDED JUNE 30, 2009

	FUND BALANCE JULY 1, 2008	REVENUES AND TRANSFERS IN	EXPENDITURES AND TRANSFERS OUT	FUND BALANCE JUNE 30, 2009
<b>WILDLIFE THEFT PREVENTION FUND</b>				
Operations		\$ 136,603.53	\$ 162,742.05	
Appropriated Activity		-	1,900.00	
<b>TOTAL FUND</b>	<b>\$ 82,042.22</b>	<b>\$ 136,603.53</b>	<b>\$ 164,642.05</b>	<b>\$ 54,003.70</b>
<b>GAME, NON-GAME, FISH AND ENDANGERED SPECIES FUND</b>				
Revenue Collections - Approp Funds		\$ 232,856.88	-	
Appropriated Activity		-	295,941.84	
<b>TOTAL FUND</b>	<b>\$ 455,786.31</b>	<b>\$ 232,856.88</b>	<b>\$ 295,941.84</b>	<b>\$ 392,701.35</b>
<b>CAPITAL IMPROVEMENT FUND</b>				
Revenue Collections - Approp Funds		\$ 1,009,433.21	-	
Appropriated Activity		-	686,221.67	
<b>TOTAL FUND</b>	<b>\$ 387,166.82</b>	<b>\$ 1,009,433.21</b>	<b>\$ 686,221.67</b>	<b>\$ 710,378.36</b>
<b>WATERFOWL CONSERVATION</b>				
Revenue Collections - Approp Funds		\$ 74,278.34	-	
Appropriated Activity		-	96,018.89	
<b>TOTAL FUND</b>	<b>\$ 309,171.69</b>	<b>\$ 74,278.34</b>	<b>\$ 96,018.89</b>	<b>\$ 287,431.14</b>
<b>OFF-HIGHWAY VEHICLE RECREATION FUND</b>				
Watercraft Mgmt & Off-Highway Vehicles		\$ 1,285,778.76	\$ 734,546.66	
Appropriated Activity		-	264,600.00	
<b>TOTAL FUND</b>	<b>\$ 57,443.57</b>	<b>\$ 1,285,778.76</b>	<b>\$ 999,146.66</b>	<b>\$ 344,075.67</b>
<b>WILDLIFE ENDOWMENT FUND</b>				
Revenue Collections - Approp Funds		\$ 167,793.88	-	
<b>TOTAL FUND</b>	<b>\$ 1,278,762.41</b>	<b>\$ 167,793.88</b>	-	<b>\$ 1,446,556.29</b>
<b>ARIZONA GAME AND FISH COMMISSION HERITAGE FUND</b>				
Her Urban W/L Hab		-	\$ (8,599.95)	
Wildlife Management		6,295,956.61	5,285,467.05	
Appropriated Activity		-	197,900.00	
Interfund Transfers		1,931.90	-	
<b>TOTAL FUND</b>	<b>\$ 2,844,407.57</b>	<b>\$ 6,297,888.51</b>	<b>\$ 5,474,767.10</b>	<b>\$ 3,667,528.98</b>
<b>FIREARMS SAFETY AND RANGES FUND</b>				
Wildlife Management		\$ 3,518.98	\$ 325,523.00	
<b>TOTAL FUND</b>	<b>\$ 325,523.28</b>	<b>\$ 3,518.98</b>	<b>\$ 325,523.00</b>	<b>\$ 3,519.26</b>
<b>ARIZONA WILDLIFE CONSERVATION FUND</b>				
AZ Wildlife Conservation Fund		\$ 18,660.00	\$ 12,380.00	
Wildlife Management		6,227,155.10	6,000,008.83	
<b>TOTAL FUND</b>	<b>\$ 4,134,527.71</b>	<b>\$ 6,245,815.10</b>	<b>\$ 6,012,388.83</b>	<b>\$ 4,367,953.98</b>
<b>GAME &amp; FISH TRUST</b>				
Wildlife Management		\$ 865,991.21	\$ 871,886.06	
Revenue Collections - Non-Approp Funds		645,830.64	-	
Operations		708,204.81	2,407,989.63	
<b>TOTAL FUND</b>	<b>\$ 5,870,147.38</b>	<b>\$ 2,220,026.66</b>	<b>\$ 3,279,875.69</b>	<b>\$ 4,810,298.35</b>

See accompanying notes to financial statements.

STATE OF ARIZONA  
SPECIAL REVENUE FUNDS  
STATEMENT OF REVENUES, EXPENDITURES, AND CHANGES IN FUND BALANCE  
BUDGETARY (LEGAL) BASIS  
FOR THE YEAR ENDED JUNE 30, 2009

	FUND BALANCE JULY 1, 2008	REVENUES AND TRANSFERS IN	EXPENDITURES AND TRANSFERS OUT	FUND BALANCE JUNE 30, 2009
<b>GAME &amp; FISH KAIBAB CO-OP</b>				
Revenue Collections - Non-Approp Funds		\$ 182,552.20	\$ -	
Operations		-	3,003.34	
<b>TOTAL FUND</b>	<b>\$ (17,818.25)</b>	<b>\$ 182,552.20</b>	<b>\$ 3,003.34</b>	<b>\$ 161,730.61</b>
<b>GAME &amp; FISH PUBLICATIONS REVOLVING</b>				
Wildlife Management		\$ 181,942.99	\$ 69,834.23	
Appropriated Activity		-	100,000.00	
<b>TOTAL FUND</b>	<b>\$ 27,162.29</b>	<b>\$ 181,942.99</b>	<b>\$ 169,834.23</b>	<b>\$ 39,271.05</b>
<b>ARIZONA GEOLOGICAL SURVEY</b>				
<b>GEOLOGICAL SURVEY FUND</b>				
Local Grants		\$ 434,715.89	\$ 451,133.15	
Geological Survey Publications		49,046.16	42,270.09	
Vehicle Rental		113,881.16	254,982.20	
Appropriated Activity		-	21,300.00	
<b>TOTAL FUND</b>	<b>\$ 370,060.01</b>	<b>\$ 597,643.21</b>	<b>\$ 769,685.44</b>	<b>\$ 198,017.78</b>
<b>STATE LAND DEPARTMENT</b>				
<b>SERVICE FEES INCREASE FUND</b>				
Appropriated Activity		\$ 600,000.00	\$ 600,000.00	
<b>TOTAL FUND</b>	<b>\$ -</b>	<b>\$ 600,000.00</b>	<b>\$ 600,000.00</b>	<b>\$ -</b>
<b>CAP MUNI &amp; INDUSTRIAL REPAYMENT FUND</b>				
Cap Water Fees		\$ 15,165.72	\$ 133,977.01	
<b>TOTAL FUND</b>	<b>\$ 118,811.29</b>	<b>\$ 15,165.72</b>	<b>\$ 133,977.01</b>	<b>\$ -</b>
<b>OFF-HIGHWAY VEHICLE RECREATION FUND</b>				
Off-Highway Vehicle Recreation		\$ 119,149.93	\$ 74,692.51	
<b>TOTAL FUND</b>	<b>\$ -</b>	<b>\$ 119,149.93</b>	<b>\$ 74,692.51</b>	<b>\$ 44,457.42</b>
<b>ENVIRONMENTAL SPECIAL PLATE FUND</b>				
Appropriated Activity		\$ 236,795.16	\$ 259,999.94	
<b>TOTAL FUND</b>	<b>\$ 67,045.48</b>	<b>\$ 236,795.16</b>	<b>\$ 259,999.94</b>	<b>\$ 43,840.70</b>
<b>COMMUNITY PROTECTION INITIATIVE FUND</b>				
Hazardous Fuels Reduction		\$ -	\$ 940,252.84	
<b>TOTAL FUND</b>	<b>\$ 940,252.84</b>	<b>\$ -</b>	<b>\$ 940,252.84</b>	<b>\$ -</b>
<b>FIRE SUPPRESSION FUND</b>				
Pre-Positioning		\$ -	\$ 882,939.09	
Wildland Fire Council		-	2,610,966.47	
<b>TOTAL FUND</b>	<b>\$ 3,982,562.19</b>	<b>\$ -</b>	<b>\$ 3,493,905.56</b>	<b>\$ 488,656.63</b>
<b>RIPARIAN TRUST FUND</b>				
Riparian Land Trust		\$ 0.45	\$ -	
<b>TOTAL FUND</b>	<b>\$ 3,567.82</b>	<b>\$ 0.45</b>	<b>\$ -</b>	<b>\$ 3,568.27</b>

See accompanying notes to financial statements.

STATE OF ARIZONA  
SPECIAL REVENUE FUNDS  
STATEMENT OF REVENUES, EXPENDITURES, AND CHANGES IN FUND BALANCE  
BUDGETARY (LEGAL) BASIS  
FOR THE YEAR ENDED JUNE 30, 2009

	FUND BALANCE JULY 1, 2008	REVENUES AND TRANSFERS IN	EXPENDITURES AND TRANSFERS OUT	FUND BALANCE JUNE 30, 2009
<b>ARIZONA MINES AND MINERAL RESOURCES</b>				
<b>MINES &amp; MINERAL RESOURCES FUND</b>				
Mineral Museum		\$ 248,469.44	\$ 273,138.81	
Donations		940.50	6,820.74	
Mining Information Center		160,069.00	127,570.83	
Publications		9,471.38	9,004.87	
Appropriated Activity		-	8,500.00	
<b>TOTAL FUND</b>	<b>\$ 148,063.81</b>	<b>\$ 418,950.32</b>	<b>\$ 425,035.25</b>	<b>\$ 141,978.88</b>
<b>ARIZONA STATE PARKS BOARD</b>				
<b>RESERVATION SURCHARGE REVOLVING FUND</b>				
Revenue Collections		\$ 305,940.00	\$ -	
Appropriated Activity		-	296,954.33	
<b>TOTAL FUND</b>	<b>\$ 66,014.33</b>	<b>\$ 305,940.00</b>	<b>\$ 296,954.33</b>	<b>\$ 75,000.00</b>
<b>STATE LAKE IMPROVEMENT FUND</b>				
State Lake Improvement Revenue		\$ 8,365,621.22	\$ -	
SLIF Administration		-	2,673,642.98	
SLIF Pass Thru Grants		-	5,980,172.56	
SLIF State Parks Capital Improvement		-	845,178.67	
Interest Earnings		334,604.01	-	
Appropriated Activity		-	18,820,300.00	
<b>TOTAL FUND</b>	<b>\$ 22,846,665.84</b>	<b>\$ 8,700,225.23</b>	<b>\$ 28,319,294.21</b>	<b>\$ 3,227,596.86</b>
<b>LAW ENFORCEMENT &amp; BOATING SAFETY FUND</b>				
Revenue Collections		\$ 2,345,304.15	\$ -	
Appropriated Activity		18,538.72	2,363,842.87	
<b>TOTAL FUND</b>	<b>\$ -</b>	<b>\$ 2,363,842.87</b>	<b>\$ 2,363,842.87</b>	<b>\$ -</b>
<b>STATE PARKS ENHANCEMENT FUND</b>				
Enhancement Fund Revenues		\$ 9,534,151.78	\$ -	
Tonto Bridge COP Lease		-	372,700.00	
Yuma QMD		-	65,724.26	
Appropriated Activity		3,000,000.00	14,369,052.64	
Interfund Transfers		-	111.62	
<b>TOTAL FUND</b>	<b>\$ 4,793,578.19</b>	<b>\$ 12,534,151.78</b>	<b>\$ 14,807,588.52</b>	<b>\$ 2,520,141.45</b>
<b>OFF-HIGHWAY VEHICLE RECREATION FUND</b>				
Off Highway Vehicle Revenue		\$ 2,474,897.91	\$ -	
OHV Program Administration		-	242,304.86	
OHV Programs And Aid		-	481,074.14	
Interest Earnings		33,621.94	-	
Appropriated Activity		122.00	2,362,690.93	
<b>TOTAL FUND</b>	<b>\$ 2,244,636.63</b>	<b>\$ 2,508,641.85</b>	<b>\$ 3,086,069.93</b>	<b>\$ 1,667,208.55</b>
<b>ARIZONA STATE PARKS BOARD HERITAGE FUND</b>				
AHF Program Administration		\$ -	\$ 1,376,813.67	
Interest Earnings		697,294.86	-	
AHF Acq & Dev Capital Improvement		1,700,000.00	1,924,359.77	
AHF Environmental Education Programs		500,000.00	438,459.81	

See accompanying notes to financial statements.

STATE OF ARIZONA  
SPECIAL REVENUE FUNDS  
STATEMENT OF REVENUES, EXPENDITURES, AND CHANGES IN FUND BALANCE  
BUDGETARY (LEGAL) BASIS  
FOR THE YEAR ENDED JUNE 30, 2009

	FUND BALANCE JULY 1, 2008	REVENUES AND TRANSFERS IN	EXPENDITURES AND TRANSFERS OUT	FUND BALANCE JUNE 30, 2009
AHF Lrsp State Parks Capital Improvments		-	1,700,000.00	
AHF Local & Regional Pass Thru Grants		3,500,000.00	3,557,577.88	
AHF Natural Areas Acquisition		1,700,000.00	7,052,390.15	
AHF Natural Areas Operations & Mgmt		400,500.00	490,590.70	
AHF Trails Revenue		500,000.00	-	
AHF Trails Pass Thru Grants		-	627,458.68	
AHF Hp Revenue		1,700,000.00	-	
AHF Historic Prsrvtn Capital Improvments		-	1,633,986.47	
AHF Historic Preservatn Pass Thru Grants		-	1,739,774.23	
AHF Hist Preservtn Public Programs & Aid		-	55,230.50	
Appropriated Activity		-	5,978,100.00	
Interfund Transfers		-	500.00	
<b>TOTAL FUND</b>	<b>\$ 41,903,137.11</b>	<b>\$ 10,697,794.86</b>	<b>\$ 26,575,241.86</b>	<b>\$ 26,025,690.11</b>
<b>STATE PARKS FUND</b>				
Interest Earnings		\$ 13,824.95	\$ -	
Donations To State Parks		37,402.54	175,604.36	
Donations - Yuma Qmd - City Of Yuma		141,474.00	141,474.00	
Appropriated Activity		-	8,300.00	
Interfund Transfers		-	950.00	
<b>TOTAL FUND</b>	<b>\$ 703,077.84</b>	<b>\$ 192,701.49</b>	<b>\$ 326,328.36</b>	<b>\$ 569,450.97</b>
<b>DEPARTMENT OF WATER RESOURCES</b>				
<b>ARIZONA WATER PROTECTION FUND</b>				
Cap/Arizona Water Protection Fund Dwr		\$ -	\$ 652,688.72	
Water Protection Fund		5,255,107.21	2,195,878.30	
Appropriated Activity		-	2,213,300.00	
<b>TOTAL FUND</b>	<b>\$ 8,964,480.23</b>	<b>\$ 5,255,107.21</b>	<b>\$ 5,061,867.02</b>	<b>\$ 9,157,720.42</b>
<b>ARIZONA WATER BANKING FUND</b>				
AZ Water Banking		\$ (460,560.00)	\$ -	
Water Banking Authority		9,877,957.21	12,217,599.61	
Appropriated Activity		-	25,127,500.00	
<b>TOTAL FUND</b>	<b>\$ 40,078,292.88</b>	<b>\$ 9,417,397.21</b>	<b>\$ 37,345,099.61</b>	<b>\$ 12,150,590.48</b>
<b>GENERAL ADJUDICATION FUND</b>				
Surface Water Admin & Adjudication		\$ 14,927.44	\$ 28,497.98	
<b>TOTAL FUND</b>	<b>\$ 60,840.52</b>	<b>\$ 14,927.44</b>	<b>\$ 28,497.98</b>	<b>\$ 47,269.98</b>
<b>AUGMENTATION AND CONSERVATION ASSISTANCE FUND</b>				
Groundwater Management		\$ 888,382.77	\$ 995,127.65	
All Other Funds		-	6,344.12	
Appropriated Activity		-	464,800.00	
<b>TOTAL FUND</b>	<b>\$ 1,935,324.21</b>	<b>\$ 888,382.77</b>	<b>\$ 1,466,271.77</b>	<b>\$ 1,357,435.21</b>
<b>DAM REPAIR FUND</b>				
Dam Safety & Flood Warning		\$ 361,237.59	\$ 292,339.91	
Appropriated Activity		-	645,900.00	
<b>TOTAL FUND</b>	<b>\$ 1,180,875.57</b>	<b>\$ 361,237.59</b>	<b>\$ 938,239.91</b>	<b>\$ 603,873.25</b>

See accompanying notes to financial statements.

STATE OF ARIZONA  
SPECIAL REVENUE FUNDS  
STATEMENT OF REVENUES, EXPENDITURES, AND CHANGES IN FUND BALANCE  
BUDGETARY (LEGAL) BASIS  
FOR THE YEAR ENDED JUNE 30, 2009

	FUND BALANCE JULY 1, 2008	REVENUES AND TRANSFERS IN	EXPENDITURES AND TRANSFERS OUT	FUND BALANCE JUNE 30, 2009
<b>ARIZONA WATER QUALITY FUND</b>				
Groundwater Management		\$ 534,845.69	\$ 496,996.45	
Appropriated Activity		-	324,800.00	
<b>TOTAL FUND</b>	<b>\$ 536,677.78</b>	<b>\$ 534,845.69</b>	<b>\$ 821,796.45</b>	<b>\$ 249,727.02</b>
<b>PUBLICATION AND MAILING FUND</b>				
Groundwater Management		\$ 9,326.96	\$ 11,529.78	
<b>TOTAL FUND</b>	<b>\$ 10,049.89</b>	<b>\$ 9,326.96</b>	<b>\$ 11,529.78</b>	<b>\$ 7,847.07</b>
<b>PRODUCTION AND COPYING FUND</b>				
Groundwater Management		\$ 22,213.36	\$ 17,515.73	
<b>TOTAL FUND</b>	<b>\$ 5,752.04</b>	<b>\$ 22,213.36</b>	<b>\$ 17,515.73</b>	<b>\$ 10,449.67</b>
<b>PURCHASE AND RETIREMENT FUND</b>				
Groundwater Management		\$ 3,088.53	-	
<b>TOTAL FUND</b>	<b>\$ 36,343.38</b>	<b>\$ 3,088.53</b>	<b>-</b>	<b>\$ 39,431.91</b>
<b>WELL ADMINISTRATION</b>				
Groundwater Management		\$ 349,636.16	\$ 575,084.90	
Appropriated Activity		-	66,300.00	
<b>TOTAL FUND</b>	<b>\$ 327,016.68</b>	<b>\$ 349,636.16</b>	<b>\$ 641,384.90</b>	<b>\$ 35,267.94</b>
<b>ASSURED &amp; ADEQUATE WATER SUPPLY ADMINISTRATION FUND</b>				
Operating Revenues		\$ 301,160.38	-	
Appropriated Activity		-	1,099,383.28	
<b>TOTAL FUND</b>	<b>\$ 1,292,072.09</b>	<b>\$ 301,160.38</b>	<b>\$ 1,099,383.28</b>	<b>\$ 493,849.19</b>
<b>COLORADO RIVER WATER USE FEE CLEARING FUND</b>				
Statewide Planning		\$ 8,564.16	\$ 9,318.42	
<b>TOTAL FUND</b>	<b>\$ 754.26</b>	<b>\$ 8,564.16</b>	<b>\$ 9,318.42</b>	<b>-</b>

See accompanying notes to financial statements.

**THIS PAGE INTENTIONALLY  
LEFT BLANK**

**STATE OF ARIZONA  
ENTERPRISE FUNDS  
STATEMENT OF REVENUES, EXPENDITURES AND CHANGES IN FUND BALANCE  
BUDGETARY (LEGAL) BASIS  
FOR THE YEAR ENDED JUNE 30, 2009**

	<u>FUND BALANCE JULY 1, 2008</u>	<u>REVENUES AND TRANSFERS IN</u>	<u>EXPENDITURES AND TRANSFERS OUT</u>	<u>FUND BALANCE JUNE 30, 2009</u>
<b>ARIZONA EXPOSITION AND STATE FAIR BOARD FUND</b>				
<b>ARIZONA EXPOSITION</b>				
Coliseum & Exposition Center		\$ -	\$ -	
Appropriated Activity		11,334,541.65	11,559,419.71	
GAAP Revenue Offset		10,342,154.02	-	
GAAP Expenditure Offset		-	249,547.36	
Interfund Transfers		20,469.86	-	
Cash and Cash Equivalents	\$ 13,860,823.01			\$ 13,622,350.45
Receivables	194,033.86			120,647.86
Net Property and Equipment	3213442.13			2,963,632.61
Claims Payable	(118,460.13)			(10,747.61)
Agency Fund Deposits	(142,438.45)			(142,438.45)
Due to Other Funds	(9,601,654.40)			(9,601,654.40)
Deferred Revenue	(10,422,592.08)			(80,438.06)
Long Term Capital Lease	(273,097.18)			(273,097.18)
Contributed Capital	(7,757.43)			(7,757.43)
<b>TOTAL FUND</b>	<b><u>\$ (3,297,700.67)</u></b>	<b><u>\$ 21,697,165.53</u></b>	<b><u>\$ 11,808,967.07</u></b>	<b><u>\$ 6,590,497.79</u></b>
<b>AZ EXPO &amp; STATE FAIR CAPITAL OUTLAY FUND</b>				
<b>ARIZONA EXPOSITION</b>				
Coliseum: Racing Receipts		\$ 5,051.30	\$ -	
GAAP Expenditure Offset		-	159,183.56	
Interfund Transfers		-	6,534.92	
<b>TOTAL AGENCY</b>		<b><u>\$ 5,051.30</u></b>	<b><u>\$ 165,718.48</u></b>	
<b>ARIZONA DEPARTMENT OF RACING</b>				
Coliseum Racing Receipts		\$ 400,000.00	\$ -	
<b>TOTAL AGENCY</b>		<b><u>\$ 400,000.00</u></b>	<b><u>\$ -</u></b>	
<b>TOTAL FUND</b>	<b><u>\$ 2,654,078.28</u></b>	<b><u>\$ 405,051.30</u></b>	<b><u>\$ 165,718.48</u></b>	<b><u>\$ 2,893,411.10</u></b>
<b>STATE LOTTERY FUND</b>				
<b>ARIZONA STATE LOTTERY COMMISSION</b>				
Revenue Collections		\$ 186,610,313.14	\$ 109,511,855.20	
Economic Development		-	3,787,079.93	
Appropriated Activity		-	84,243,659.12	
GAAP Expenditure Offset		-	216,260.61	
Interfund Transfers		-	26,721.52	
<b>TOTAL FUND</b>	<b><u>\$ 26,903,148.15</u></b>	<b><u>\$ 186,610,313.14</u></b>	<b><u>\$ 197,785,576.38</u></b>	<b><u>\$ 15,727,884.91</u></b>
<b>LOTTERY PRIZE FUND INVESTMENT MONIES</b>				
Interest Earnings		\$ 136,875.98	\$ -	
Prize Fund Revenue		101,134,463.38	96,142,094.94	
<b>TOTAL FUND</b>	<b><u>\$ 5,494,392.00</u></b>	<b><u>\$ 101,271,339.36</u></b>	<b><u>\$ 96,142,094.94</u></b>	<b><u>\$ 10,623,636.42</u></b>

See accompanying notes to financial statements.



STATE OF ARIZONA  
ENTERPRISE FUNDS  
STATEMENT OF REVENUES, EXPENDITURES AND CHANGES IN FUND BALANCE  
BUDGETARY (LEGAL) BASIS  
FOR THE YEAR ENDED JUNE 30, 2009

	FUND BALANCE JULY 1, 2008	REVENUES AND TRANSFERS IN	EXPENDITURES AND TRANSFERS OUT	FUND BALANCE JUNE 30, 2009
<b>STATE INDUSTRIAL COMMISSION FUND</b>				
<b>STATE TREASURER</b>				
Fund Administration		\$ 6,000,000.00	\$ -	
Interfund Transfers		168,457.10	24,865.64	
<b>TOTAL FUND</b>	<b>\$ 1,811,424.60</b>	<b>\$ 6,168,457.10</b>	<b>\$ 24,865.64</b>	<b>\$ 7,955,016.06</b>
<b>DES UNEMPLOYMENT BENEFIT FUND</b>				
<b>STATE TREASURER</b>				
Interfund Transfers		\$ 429,625.33	\$ 574,092.01	
<b>TOTAL FUND</b>	<b>\$ 2,358,411.34</b>	<b>\$ 429,625.33</b>	<b>\$ 574,092.01</b>	<b>\$ 2,213,944.66</b>
<b>INDUSTRIES FOR THE BLIND FUND</b>				
<b>DEPARTMENT OF ECONOMIC SECURITY</b>				
DES - Nonappropriated		\$ 204,745.17	\$ 1,538,469.14	
Administration		5,357.97	47,527.73	
Division Of Employment And Rehab Service		21,098,144.46	19,425,020.89	
Appropriated Activity		-	417,800.00	
<b>TOTAL FUND</b>	<b>\$ 1,495,994.78</b>	<b>\$ 21,308,247.60</b>	<b>\$ 21,428,817.76</b>	<b>\$ 1,375,424.62</b>
<b>STATE HOME FOR VETERANS TRUST FUND</b>				
<b>DEPARTMENT OF VETERANS' SERVICES</b>				
State Veterans Home-Revenue		\$ 12,766,786.87	\$ -	
State Veterans Home-Revenue		2,611.94	0.00	
Appropriated Activity		-	12,762,398.18	
GAAP Expenditure Offset		-	318,016.86	
<b>TOTAL FUND</b>	<b>\$ 8,871,726.28</b>	<b>\$ 12,769,398.81</b>	<b>\$ 13,080,415.04</b>	<b>\$ 8,560,710.05</b>
<b>SMALL WATER SYSTEMS FUND</b>				
<b>WATER INFRASTRUCTURE FINANCE AUTHORITY</b>				
Small Rural Water Systems		\$ 6,793.49	\$ 71,318.91	
<b>TOTAL FUND</b>	<b>\$ 351,333.46</b>	<b>\$ 6,793.49</b>	<b>\$ 71,318.91</b>	<b>\$ 286,808.04</b>
<b>CLEAN WATER REVOLVING FUND</b>				
<b>WATER INFRASTRUCTURE FINANCE AUTHORITY</b>				
Water Loans		\$ (6,174,233.59)	\$ 83,603,870.74	
Annual Debt Service - Leveraged		36,121,922.09	36,354,608.77	
Annual Debt Service - State Match		11,174,999.31	3,554,950.86	
Debt Service Reserve		100,964.24	9,155.91	
Adeq Wastewater Treatment Fd		-	158,870.75	
Capital Grant Transfer		835,750.07	717,401.73	
Capital Grant Transfer		-	24,720.00	
Loan Servicing		4,404,999.48	11,620,037.54	
Loan Assistance		16,246,424.14	4,487,100.28	
GAAP Expenditure Offset		-	(4,131.78)	
Interfund Transfers		-	516.47	
<b>TOTAL FUND</b>	<b>\$ 119,479,539.91</b>	<b>\$ 62,710,825.74</b>	<b>\$ 140,527,101.27</b>	<b>\$ 41,663,264.38</b>

See accompanying notes to financial statements.

STATE OF ARIZONA  
ENTERPRISE FUNDS  
STATEMENT OF REVENUES, EXPENDITURES AND CHANGES IN FUND BALANCE  
BUDGETARY (LEGAL) BASIS  
FOR THE YEAR ENDED JUNE 30, 2009

	FUND BALANCE JULY 1, 2008	REVENUES AND TRANSFERS IN	EXPENDITURES AND TRANSFERS OUT	FUND BALANCE JUNE 30, 2009
<b>DRINKING WATER REVOLVING FUND</b>				
<b>WATER INFRASTRUCTURE FINANCE AUTHORITY</b>				
Debt Service Reserve		\$ 233,409.08	\$ -	
Capital Grant Transfer		12,000,170.70	764,217.40	
Drinking Water Revolving Fund		-	33,621.35	
Loan Servicing		2,578,287.74	425,541.41	
Loan Assistance		14,648,306.19	13,211,641.11	
Water Loans		(4,482,887.17)	29,322,382.82	
Annual Debt Service - Leveraged		12,565,994.10	12,535,518.97	
Annual Debt Service - State Match		5,338,986.15	3,394,473.05	
GAAP Expenditure Offset		-	(4,131.79)	
Interfund Transfers		-	516.47	
<b>TOTAL FUND</b>	<b>\$ 77,698,502.19</b>	<b>\$ 42,882,266.79</b>	<b>\$ 59,683,780.79</b>	<b>\$ 60,896,988.19</b>
<b>HARDSHIP GRANT FUND</b>				
<b>WATER INFRASTRUCTURE FINANCE AUTHORITY</b>				
Hardship Assistance		\$ 20,439.82	\$ 23,659.65	
<b>TOTAL FUND</b>	<b>\$ 3,219.83</b>	<b>\$ 20,439.82</b>	<b>\$ 23,659.65</b>	<b>\$ -</b>
<b>FEDERAL ECONOMIC RECOVERY FUND</b>				
<b>WATER INFRASTRUCTURE FINANCE AUTHORITY</b>				
Loan Assistance		\$ 964,268.52	\$ 887,247.52	
<b>TOTAL FUND</b>	<b>\$ -</b>	<b>\$ 964,268.52</b>	<b>\$ 887,247.52</b>	<b>\$ 77,021.00</b>
<b>ASU COLLECTIONS - APPROPRIATIONS</b>				
<b>ARIZONA STATE UNIVERSITY</b>				
Revenue Collections		\$ 304,369,518.00	\$ -	
Appropriated Activity		-	304,369,518.00	
<b>TOTAL FUND</b>	<b>\$ -</b>	<b>\$ 304,369,518.00</b>	<b>\$ 304,369,518.00</b>	<b>\$ -</b>
<b>ASU COLLEGIATE PLATES</b>				
<b>ARIZONA STATE UNIVERSITY</b>				
Academic Scholarships		\$ 195,177.00	\$ 144,279.00	
<b>TOTAL FUND</b>	<b>\$ -</b>	<b>\$ 195,177.00</b>	<b>\$ 144,279.00</b>	<b>\$ 50,898.00</b>
<b>TECHNOLOGY AND RESEARCH INITIATIVE FUND</b>				
<b>ARIZONA STATE UNIVERSITY</b>				
Revenue Collections		\$ 3,600,000.00	\$ -	
Appropriated Activity		-	3,600,000.00	
<b>TOTAL FUND</b>	<b>\$ -</b>	<b>\$ 3,600,000.00</b>	<b>\$ 3,600,000.00</b>	<b>\$ -</b>
<b>NAU COLLECTIONS - APPROPRIATIONS</b>				
<b>NORTHERN ARIZONA UNIVERSITY</b>				
Revenue Collector-Main Campus		\$ 52,600,180.52	\$ -	
Appropriated Activity		-	52,620,500.00	
<b>TOTAL FUND</b>	<b>\$ 54,974.48</b>	<b>\$ 52,600,180.52</b>	<b>\$ 52,620,500.00</b>	<b>\$ 34,655.00</b>

See accompanying notes to financial statements.

STATE OF ARIZONA  
ENTERPRISE FUNDS  
STATEMENT OF REVENUES, EXPENDITURES AND CHANGES IN FUND BALANCE  
BUDGETARY (LEGAL) BASIS  
FOR THE YEAR ENDED JUNE 30, 2009

	FUND BALANCE JULY 1, 2008	REVENUES AND TRANSFERS IN	EXPENDITURES AND TRANSFERS OUT	FUND BALANCE JUNE 30, 2009
<b>NAU COLLEGIATE PLATES FUND</b>				
<b>NORTHERN ARIZONA UNIVERSITY</b>				
Academic Scholarships		\$ 32,130.00	\$ 31,484.00	
<b>TOTAL FUND</b>	<b>\$ 2,856.00</b>	<b>\$ 32,130.00</b>	<b>\$ 31,484.00</b>	<b>\$ 3,502.00</b>
<b>U OF A MAIN CAMPUS - COLLECT/APPR</b>				
<b>UNIVERSITY OF ARIZONA</b>				
Main Campus Revenue Collector		\$ 151,760,400.00	\$ -	
Sierra Vista Campus Revenue Collection		1,637,967.00	-	
Health Sciences Operating Revenue Coll		15,646,900.00	-	
Com-Phoenix Revenue Collector		896,600.00	-	
Appropriated Activity		-	169,941,867.00	
<b>TOTAL FUND</b>	<b>\$ -</b>	<b>\$ 169,941,867.00</b>	<b>\$ 169,941,867.00</b>	<b>\$ -</b>
<b>U OF A COLLEGIATE PLATES FUND</b>				
<b>UNIVERSITY OF ARIZONA</b>				
Collegiate Plate Scholarships		\$ 250,261.88	\$ 322,500.00	
<b>TOTAL FUND</b>	<b>\$ 542,924.26</b>	<b>\$ 250,261.88</b>	<b>\$ 322,500.00</b>	<b>\$ 470,686.14</b>
<b>ACQUISITION &amp; PRESERVATION FUND</b>				
<b>UNIVERSITY OF ARIZONA</b>				
Preservation Program		\$ 2,434.24	\$ -	
<b>TOTAL FUND</b>	<b>\$ 130,292.01</b>	<b>\$ 2,434.24</b>	<b>\$ -</b>	<b>\$ 132,726.25</b>
<b>AZ CORRECTIONAL INDUSTRIES REVOLVING FUND</b>				
<b>DEPT OF CORRECTIONS</b>				
Interest Earnings		\$ 20,594.30	\$ -	
ACI - Operations		1,224.11	(3,695.31)	
ACI - Operations		36,035,966.56	29,087,302.89	
Appropriated Activity		-	1,134,300.00	
<b>TOTAL FUND</b>	<b>\$ 1,574,886.52</b>	<b>\$ 36,057,784.97</b>	<b>\$ 30,217,907.58</b>	<b>\$ 7,414,763.91</b>
<b>ARIZONA HIGHWAYS MAGAZINE FUND</b>				
<b>DEPARTMENT OF TRANSPORTATION</b>				
Arizona Highways Magazine		\$ 6,935,528.01	\$ 5,721,089.06	
Appropriated Activity		-	1,482,600.00	
<b>TOTAL FUND</b>	<b>\$ 1,962,607.41</b>	<b>\$ 6,935,528.01</b>	<b>\$ 7,203,689.06</b>	<b>\$ 1,694,446.36</b>
<b>HIGHWAY EXPANSION AND EXTENSION LOAN PROGRAM FUND</b>				
<b>DEPARTMENT OF TRANSPORTATION</b>				
HLP BFO Sers 2007 Prcnds Debt Rpaymt Acct		\$ 53,344,697.31	\$ 4,047,780.82	
Help - Restricted		32,538.24	-	
Help - Unrestricted		51,497,551.41	78,235,024.67	
Appropriated Activity		-	2,000.00	
<b>TOTAL FUND</b>	<b>\$ 27,630,108.43</b>	<b>\$ 104,874,786.96</b>	<b>\$ 82,284,805.49</b>	<b>\$ 50,220,089.90</b>

See accompanying notes to financial statements.

STATE OF ARIZONA  
INTERNAL SERVICES FUNDS  
STATEMENT OF REVENUES, EXPENDITURES AND CHANGES IN FUND BALANCE  
BUDGETARY (LEGAL) BASIS  
FOR THE YEAR ENDED JUNE 30, 2009

	FUND BALANCE JULY 1, 2008	REVENUES AND TRANSFERS IN	EXPENDITURES AND TRANSFERS OUT	FUND BALANCE JUNE 30, 2009
<b>GENERAL GOVERNMENT</b>				
<b>DEPARTMENT OF ADMINISTRATION</b>				
<b>PERSONNEL DIVISION FUND</b>				
Revenue Collections		\$ 17,848,029.94	\$ -	
Appropriated Activity		-	17,799,144.72	
GAAP Expenditure Offset		-	134,706.15	
<b>TOTAL FUND</b>	<b>\$ 682,549.56</b>	<b>\$ 17,848,029.94</b>	<b>\$ 17,933,850.87</b>	<b>\$ 596,728.63</b>
<b>SPECIAL EMPLOYEE HEALTH INS TRUST FD</b>				
Non Appropriated Benefits Program		\$ 717,423,063.51	\$ 743,324,117.40	
Appropriated Activity		1,336.70	4,827,297.45	
GAAP Expenditure Offset		-	37,800.98	
<b>TOTAL FUND</b>	<b>\$ 101,244,394.60</b>	<b>\$ 717,424,400.21</b>	<b>\$ 748,189,215.83</b>	<b>\$ 70,479,578.98</b>
<b>MOTOR VEHICLE POOL REVOLVING FUND</b>				
Motor Pool Receivables		\$ 10,279,243.15	\$ -	
Appropriated Activity		267,099.25	13,858,725.85	
GAAP Expenditure Offset		-	3,000,505.31	
Interfund Transfers		-	9,101.44	
Cash and Cash Equivalents	\$ 7,518,032.74			\$ 4,307,814.76
Receivables	745,993.23			439,238.50
Net Property and Equipment	14,869,966.64			12,741,513.38
Claims Payable	(396,182.42)			(191,593.16)
Accrued Compensated Absences	(32,375.46)			(31,750.00)
Inventory	28,638.64			35,893.09
Prepaid Expenses	7,621.05			8,271.41
Contributed Capital	(23,435,524.04)			(24,325,207.78)
<b>TOTAL FUND</b>	<b>\$ (693,829.62)</b>	<b>\$ 10,546,342.40</b>	<b>\$ 16,868,332.60</b>	<b>\$ (7,015,819.82)</b>
<b>SPECIAL SERVICES REVOLVING FUND</b>				
Special Services Fund		\$ 1,930,423.94	\$ 1,776,867.32	
Appropriated Activity		285,168.40	436,280.98	
GAAP Expenditure Offset		-	182,353.03	
<b>TOTAL FUND</b>	<b>\$ 662,976.91</b>	<b>\$ 2,215,592.34</b>	<b>\$ 2,395,501.33</b>	<b>\$ 483,067.92</b>
<b>STATE SURPLUS MATERIALS REVOLVING FD</b>				
State Surplus Property Receivables		\$ 2,035,748.94	\$ -	
Appropriated Activity		596,557.41	2,631,403.53	
GAAP Expenditure Offset		-	396,193.54	
<b>TOTAL FUND</b>	<b>\$ 448,693.30</b>	<b>\$ 2,632,306.35</b>	<b>\$ 3,027,597.07</b>	<b>\$ 53,402.58</b>
<b>FED SURPLUS MATERIALS REVOLVING FD</b>				
State Surplus Property Receivables		\$ 21,605.00	\$ -	
Appropriated Activity		2,923.09	112,282.59	
GAAP Expenditure Offset		-	13,272.40	
<b>TOTAL FUND</b>	<b>\$ 170,657.66</b>	<b>\$ 24,528.09</b>	<b>\$ 125,554.99</b>	<b>\$ 69,630.76</b>
<b>RISK MANAGEMENT FUND</b>				
Appropriated Activity		\$ 103,024,632.24	\$ 104,886,839.11	
GAAP Expenditure Offset		-	8,309.59	
Interfund Transfers		-	9,628,055.15	
<b>TOTAL FUND</b>	<b>\$ 54,086,423.63</b>	<b>\$ 103,024,632.24</b>	<b>\$ 114,523,203.85</b>	<b>\$ 42,587,852.02</b>

See accompanying notes to financial statements.

STATE OF ARIZONA  
INTERNAL SERVICES FUNDS  
STATEMENT OF REVENUES, EXPENDITURES AND CHANGES IN FUND BALANCE  
BUDGETARY (LEGAL) BASIS  
FOR THE YEAR ENDED JUNE 30, 2009

	FUND BALANCE JULY 1, 2008	REVENUES AND TRANSFERS IN	EXPENDITURES AND TRANSFERS OUT	FUND BALANCE JUNE 30, 2009
<b>CONSTRUCTION INSURANCE FUND</b>				
Construction Insurance Program		\$ 3,806,305.29	\$ 547,361.64	
Appropriated Activity		-	14,614,800.00	
<b>TOTAL FUND</b>	<b>\$ 11,961,073.73</b>	<b>\$ 3,806,305.29</b>	<b>\$ 15,162,161.64</b>	<b>\$ 605,217.38</b>
<b>AUTOMATION OPERATIONS FUND</b>				
ISD Receivables		\$ 20,801,672.60	-	
Appropriated Activity		-	22,426,946.08	
GAAP Expenditure Offset		-	(1,284,341.87)	
Interfund Transfers		-	65,830.74	
<b>TOTAL FUND</b>	<b>\$ 11,102,281.10</b>	<b>\$ 20,801,672.60</b>	<b>\$ 21,208,434.95</b>	<b>\$ 10,695,518.75</b>
<b>TELECOMMUNICATIONS FUND</b>				
Appropriated Activity		\$ 10,142,410.64	\$ 12,768,149.21	
GAAP Expenditure Offset		-	(1,835,162.47)	
Interfund Transfers		-	76,823.90	
<b>TOTAL FUND</b>	<b>\$ 7,436,233.91</b>	<b>\$ 10,142,410.64</b>	<b>\$ 11,009,810.64</b>	<b>\$ 6,568,833.91</b>
<b>RETIREE ACCUMULATED SICK LEAVE FUND</b>				
Retiree Accumulated Sick Leave		\$ 12,801,712.21	\$ 11,133,788.57	
Appropriated Activity		-	7,597,300.00	
<b>TOTAL FUND</b>	<b>\$ 10,298,663.32</b>	<b>\$ 12,801,712.21</b>	<b>\$ 18,731,088.57</b>	<b>\$ 4,369,286.96</b>

**GOVERNMENT INFORMATION TECHNOLOGY**

<b>INFORMATION TECHNOLOGY FUND</b>				
Revenue Collections		\$ 3,724,601.04	-	
Appropriated Activity		22,476.24	3,611,533.20	
<b>TOTAL FUND</b>	<b>\$ 497,528.56</b>	<b>\$ 3,747,077.28</b>	<b>\$ 3,611,533.20</b>	<b>\$ 633,072.64</b>

**TRANSPORTATION**

**DEPARTMENT OF TRANSPORTATION**

<b>TRANSPORTATION DEPT EQUIPMENT FUND</b>				
Revenue Collections Adot Equipment Fund		\$ 30,466,530.22	-	
Appropriated Activity		-	33,048,072.61	
<b>TOTAL FUND</b>	<b>\$ 3,697,243.95</b>	<b>\$ 30,466,530.22</b>	<b>\$ 33,048,072.61</b>	<b>\$ 1,115,701.56</b>

STATE OF ARIZONA  
 PERMANENT FUNDS  
 STATEMENT OF REVENUES, EXPENDITURES AND CHANGES IN FUND BALANCE  
 BUDGETARY (LEGAL) BASIS  
 FOR THE YEAR ENDED JUNE 30, 2009

	FUND BALANCE JULY 1, 2008	REVENUES AND TRANSFERS IN	EXPENDITURES AND TRANSFERS OUT	FUND BALANCE JUNE 30, 2009
<b>GENERAL GOVERNMENT</b>				
<b>DEPARTMENT OF ADMINISTRATION</b>				
<b>LEGISLATIVE, EXECUTIVE, AND JUDICIAL PUBLIC BUILDINGS LAND FUND</b>				
Revenue Collections		\$ 299,129.06	\$ -	
Interest Earnings		95.23	-	
GAAP Expenditure Offset		-	247,735.78	
<b>TOTAL FUND</b>	<b>\$ 1,403,856.97</b>	<b>\$ 299,224.29</b>	<b>\$ 247,735.78</b>	<b>\$ 1,455,345.48</b>
<b>MINERS' HOSPITAL FOR DISABLED MINERS LAND FUND</b>	<b>\$ 2,590.45</b>	<b>\$ -</b>	<b>\$ -</b>	<b>\$ 2,590.45</b>
<b>STATE TREASURER</b>				
<b>STATE PUBLIC ROADS AND PUBLIC EDUCATION FUND</b>				
Fund Administration		\$ (288,920.17)	\$ -	
<b>TOTAL FUND</b>	<b>\$ 539,493.64</b>	<b>\$ (288,920.17)</b>	<b>\$ -</b>	<b>\$ 250,573.47</b>
<b>AGRICULTURAL AND MECHANICAL COLLEGES LAND FUND</b>	<b>\$ 6,401,127.67</b>	<b>\$ -</b>	<b>\$ -</b>	<b>\$ 6,401,127.67</b>
<b>STATE CHARITABLE, PENAL AND REFORMATORY INSTITUTIONS LAND FUND</b>	<b>\$ 22,985,736.68</b>	<b>\$ -</b>	<b>\$ -</b>	<b>\$ 22,985,736.68</b>
<b>ARIZONA STATE HOSPITAL LAND FUND</b>	<b>\$ 2,903,082.64</b>	<b>\$ -</b>	<b>\$ -</b>	<b>\$ 2,903,082.64</b>
<b>LEGISLATIVE, EXECUTIVE, AND JUDICIAL PUBLIC BUILDINGS LAND FUND</b>	<b>\$ 4,692,579.45</b>	<b>\$ -</b>	<b>\$ -</b>	<b>\$ 4,692,579.45</b>
<b>MILITARY INSTITUTES LAND FUND</b>	<b>\$ 449,602.47</b>	<b>\$ -</b>	<b>\$ -</b>	<b>\$ 449,602.47</b>
<b>SCHOOL OF MINES LAND FUND</b>	<b>\$ 5,530,641.88</b>	<b>\$ -</b>	<b>\$ -</b>	<b>\$ 5,530,641.88</b>
<b>PENITENTIARY LAND FUND</b>	<b>\$ 4,937,018.56</b>	<b>\$ -</b>	<b>\$ -</b>	<b>\$ 4,937,018.56</b>
<b>PERMANENT STATE SCHOOL FUND - LAND</b>	<b>\$ 988,805,782.78</b>	<b>\$ -</b>	<b>\$ -</b>	<b>\$ 988,805,782.78</b>
<b>SCHOOLS AND ASYLUM FOR THE DEAF, DUMB AND BLIND LAND FUND</b>	<b>\$ 2,885,418.62</b>	<b>\$ -</b>	<b>\$ -</b>	<b>\$ 2,885,418.62</b>
<b>NORMAL SCHOOLS LAND FUND</b>	<b>\$ 1,419,249.83</b>	<b>\$ -</b>	<b>\$ -</b>	<b>\$ 1,419,249.83</b>
<b>UNIVERSITIES LAND FUND</b>	<b>\$ 8,039,787.64</b>	<b>\$ -</b>	<b>\$ -</b>	<b>\$ 8,039,787.64</b>
<b>MINERS' HOSPITAL FOR DISABLED MINERS LAND FUND</b>	<b>\$ 4,950,968.44</b>	<b>\$ -</b>	<b>\$ -</b>	<b>\$ 4,950,968.44</b>
<b>UNIVERSITIES 1881 LAND FUND</b>	<b>\$ 18,957,058.33</b>	<b>\$ -</b>	<b>\$ -</b>	<b>\$ 18,957,058.33</b>

See accompanying notes to financial statements.

STATE OF ARIZONA  
 PERMANENT FUNDS  
 STATEMENT OF REVENUES, EXPENDITURES AND CHANGES IN FUND BALANCE  
 BUDGETARY (LEGAL) BASIS  
 FOR THE YEAR ENDED JUNE 30, 2009

	FUND BALANCE JULY 1, 2008	REVENUES AND TRANSFERS IN	EXPENDITURES AND TRANSFERS OUT	FUND BALANCE JUNE 30, 2009
<b>TREASURER'S ENDOWMENT FIXED-INCOME POOL</b>				
Fund Administration		\$ 70,853,052.85	\$ -	
<b>TOTAL FUND</b>	<b>\$ 1,113,184,399.78</b>	<b>\$ 70,853,052.85</b>	<b>\$ -</b>	<b>\$ 1,184,037,452.63</b>

**HEALTH AND WELFARE**

**DEPARTMENT OF HEALTH SERVICES**

**ARIZONA STATE HOSPITAL LAND  
FUND - EARNINGS**

ASH Endowment Earnings		\$ 997,167.92	\$ -	
Appropriated Activity		-	1,039,164.84	
GAAP Expenditure Offset		-	2,004.84	
<b>TOTAL FUND</b>	<b>\$ 1,191,745.24</b>	<b>\$ 997,167.92</b>	<b>\$ 1,041,169.68</b>	<b>\$ 1,147,743.48</b>

**ARIZONA PIONEERS' HOME**

**STATE CHARITABLE, PENAL AND  
REFORMATORY INSTITUTIONS LAND FUND**

Non General Fund Revenue		\$ 5,073,908.18	\$ -	
Interest Earnings		41,288.23	-	
Appropriated Activity		174.10	3,423,973.43	
Interfund Transfers		229.93	-	
<b>TOTAL FUND</b>	<b>\$ 2,893,520.88</b>	<b>\$ 5,115,600.44</b>	<b>\$ 3,423,973.43</b>	<b>\$ 4,585,147.89</b>

**MINERS' HOSPITAL FOR  
DISABLED MINERS LAND FUND - EARNINGS**

Non General Fund Revenue		\$ 1,968,225.92	\$ -	
Interest Earnings		34,698.43	-	
Appropriated Activity		-	2,631,536.34	
GAAP Expenditure Offset		-	12,039.39	
<b>TOTAL FUND</b>	<b>\$ 2,846,454.16</b>	<b>\$ 2,002,924.35</b>	<b>\$ 2,643,575.73</b>	<b>\$ 2,205,802.78</b>

**EDUCATION**

**ARIZONA BOARD OF REGENTS**

**AGRICULTURAL AND MECHANICAL  
COLLEGES LAND FUND - EARNINGS**

University Land Earnings		\$ 729,005.94	\$ 731,322.00	
<b>TOTAL FUND</b>	<b>\$ 4,039.48</b>	<b>\$ 729,005.94</b>	<b>\$ 731,322.00</b>	<b>\$ 1,723.42</b>

**MILITARY INSTITUTES LAND  
FUND - EARNINGS**

University Land Earnings		\$ 115,614.57	\$ 117,893.00	
<b>TOTAL FUND</b>	<b>\$ 2,295.93</b>	<b>\$ 115,614.57</b>	<b>\$ 117,893.00</b>	<b>\$ 17.50</b>

**UNIVERSITIES LAND FUND - EARNINGS**

University Land Earnings		\$ 2,816,584.53	\$ 2,817,069.00	
<b>TOTAL FUND</b>	<b>\$ 17,457.55</b>	<b>\$ 2,816,584.53</b>	<b>\$ 2,817,069.00</b>	<b>\$ 16,973.08</b>

STATE OF ARIZONA  
 PERMANENT FUNDS  
 STATEMENT OF REVENUES, EXPENDITURES AND CHANGES IN FUND BALANCE  
 BUDGETARY (LEGAL) BASIS  
 FOR THE YEAR ENDED JUNE 30, 2009

	FUND BALANCE JULY 1, 2008	REVENUES AND TRANSFERS IN	EXPENDITURES AND TRANSFERS OUT	FUND BALANCE JUNE 30, 2009
<b>NORMAL SCHOOL LAND FUND - EARNINGS</b>				
University Land Earnings		\$ 959,206.07	\$ 963,788.00	
<b>TOTAL FUND</b>	<b>\$ 5,062.18</b>	<b>\$ 959,206.07</b>	<b>\$ 963,788.00</b>	<b>\$ 480.25</b>

**DEPARTMENT OF EDUCATION**

<b>PERM STATE SCHOOL FUND EARNINGS</b>	<b>\$ 2,371,655.71</b>	<b>\$ -</b>	<b>\$ -</b>	<b>\$ 2,371,655.71</b>
--	------------------------	-------------	-------------	------------------------

**AZ STATE SCHOOLS FOR THE DEAF & BLIND**

**SCHOOLS FOR THE DEAF  
AND THE BLIND FUND**

Schools For Deaf And Blind		\$ -	\$ -	
Appropriated Activity		14,781,332.86	14,695,399.88	
<b>TOTAL FUND</b>	<b>\$ 413,895.78</b>	<b>\$ 14,781,332.86</b>	<b>\$ 14,695,399.88</b>	<b>\$ 499,828.76</b>

**UNIVERSITY OF ARIZONA**

**SCHOOL OF MINES LAND FUND - EARNINGS**

University Of Arizona Earnings		\$ 1,392,782.74	\$ 1,500,000.00	
<b>TOTAL FUND</b>	<b>\$ 614,479.58</b>	<b>\$ 1,392,782.74</b>	<b>\$ 1,500,000.00</b>	<b>\$ 507,262.32</b>

**PROTECTION AND SAFETY**

**DEPARTMENT OF CORRECTIONS**

**PENITENTIARY LAND FUND - EARNINGS**

Penitentiary Land Earnings		\$ 1,231,539.09	\$ -	
Appropriated Activity		-	1,743,314.66	
GAAP Expenditure Offset		-	67,472.43	
<b>TOTAL FUND</b>	<b>\$ 1,728,844.55</b>	<b>\$ 1,231,539.09</b>	<b>\$ 1,810,787.09</b>	<b>\$ 1,149,596.55</b>

**STATE CHARITABLE, PENAL AND  
REFORMATORY INSTITUTIONS LAND FUND**

Appropriated Activity		\$ 2,538,708.70	\$ 1,391,389.14	
GAAP Expenditure Offset		-	66,632.20	
Interfund Transfers		-	179.30	
<b>TOTAL FUND</b>	<b>\$ 1,590,370.84</b>	<b>\$ 2,538,708.70</b>	<b>\$ 1,458,200.64</b>	<b>\$ 2,670,878.90</b>

**DEPARTMENT OF JUVENILE CORRECTIONS**

**STATE CHARITABLE, PENAL AND  
REFORMATORY INSTITUTIONS LAND FUND**

Operating Revenue		\$ 2,536,954.13	\$ -	
Appropriated Activity		-	4,073,547.59	
GAAP Expenditure Offset		-	34,703.88	
<b>TOTAL FUND</b>	<b>\$ 3,598,806.99</b>	<b>\$ 2,536,954.13</b>	<b>\$ 4,108,251.47</b>	<b>\$ 2,027,509.65</b>

**NATURAL RESOURCES**

**STATE LAND DEPARTMENT**

<b>UNIVERSITIES LAND EARNINGS</b>	<b>\$ 98,711.58</b>	<b>\$ -</b>	<b>\$ -</b>	<b>\$ 98,711.58</b>
-----------------------------------	---------------------	-------------	-------------	---------------------

See accompanying notes to financial statements.



**THIS PAGE INTENTIONALLY  
LEFT BLANK**

STATE OF ARIZONA  
FIDUCIARY FUNDS  
STATEMENT OF REVENUES, EXPENDITURES AND CHANGES IN FUND BALANCE  
BUDGETARY (LEGAL) BASIS  
FOR THE YEAR ENDED JUNE 30, 2009

	FUND BALANCE JULY 1, 2008	REVENUES AND TRANSFERS IN	EXPENDITURES AND TRANSFERS OUT	FUND BALANCE JUNE 30, 2009
<b>GENERAL GOVERNMENT</b>				
<b>DEPARTMENT OF ADMINISTRATION</b>				
<b>EMPLOYEE BENEFIT PLAN FUND</b>				
Non Appropriated Benefits Program		\$ 40,935,421.61	\$ 40,950,407.53	
<b>TOTAL FUND</b>	<b>\$ 3,736,658.65</b>	<b>\$ 40,935,421.61</b>	<b>\$ 40,950,407.53</b>	<b>\$ 3,721,672.73</b>
<b>MSD PROJECT PLANS DEPOSITS FUND</b>	<b>\$ 132.04</b>	<b>\$ -</b>	<b>\$ -</b>	<b>\$ 132.04</b>
<b>ATTORNEY GENERAL</b>				
<b>COURT ORDERED TRUST FUND</b>				
Civil Rights Division		\$ 10,500.00	\$ 4,760.08	
Criminal Division		445.58	20,475.08	
Public Advocacy Division		3,070,909.41	817,791.46	
<b>TOTAL FUND</b>	<b>\$ 2,515,971.44</b>	<b>\$ 3,081,854.99</b>	<b>\$ 843,026.62</b>	<b>\$ 4,754,799.81</b>
<b>COURT OF APPEALS DIVISION I</b>				
<b>JUDGES RETIREMENT</b>				
Judges Retirement Fees		\$ -	\$ 1,666.54	
<b>TOTAL FUND</b>	<b>\$ 1,666.54</b>	<b>\$ -</b>	<b>\$ 1,666.54</b>	<b>\$ -</b>
<b>COURT OF APPEALS DIVISION II</b>				
<b>JUDGES RETIREMENT FUND</b>	<b>\$ 575.00</b>	<b>\$ -</b>	<b>\$ -</b>	<b>\$ 575.00</b>
<b>DEPARTMENT OF COMMERCE</b>				
<b>CEDC LOCAL COMMUNITIES FUND</b>				
Strategic Research & Investment		\$ 2,032.05	\$ -	
<b>TOTAL FUND</b>	<b>\$ 100,163.88</b>	<b>\$ 2,032.05</b>	<b>\$ -</b>	<b>\$ 102,195.93</b>
<b>RETIREMENT SYSTEM</b>				
<b>ASRS ADMINISTRATION FUND</b>				
Appropriated Activity		\$ 21,856,713.08	\$ 20,844,931.21	
GAAP Expenditure Offset		-	(633,849.97)	
Interfund Transfers		-	37,178.03	
<b>TOTAL FUND</b>	<b>\$ 928,095.56</b>	<b>\$ 21,856,713.08</b>	<b>\$ 20,248,259.27</b>	<b>\$ 2,536,549.37</b>
<b>ASRS ADMIN INVESTMENT EXPENSES ACCOUNT</b>				
Investment Management Fees		\$ -	\$ 47,957,841.83	
Administrative Expenses		-	5,187,131.22	
Health Insurance Subsidy		215,952,160.21	183,685,250.63	
Cash and Cash Equivalents	\$ 20,284,471.95			\$ 1,531,066.60
Net Property	119.43			119.43
Claims Payable	(1,634,612.43)			(3,759,270.55)
Due to Others	(337.50)			(337.50)
<b>TOTAL FUND</b>	<b>\$ 18,649,641.45</b>	<b>\$ 215,952,160.21</b>	<b>\$ 236,830,223.68</b>	<b>\$ (2,228,422.02)</b>

See accompanying notes to financial statements.

STATE OF ARIZONA  
FIDUCIARY FUNDS  
STATEMENT OF REVENUES, EXPENDITURES AND CHANGES IN FUND BALANCE  
BUDGETARY (LEGAL) BASIS  
FOR THE YEAR ENDED JUNE 30, 2009

	FUND BALANCE JULY 1, 2008	REVENUES AND TRANSFERS IN	EXPENDITURES AND TRANSFERS OUT	FUND BALANCE JUNE 30, 2009
<b>LTD TRUST FUND ADMINISTRATION ACCOUNT</b>				
LTD Appeals Charges		\$ -	\$ 50,964.58	
Appropriated Activity		2,841,383.35	2,800,354.15	
<b>TOTAL FUND</b>	<b>\$ 37,966.93</b>	<b>\$ 2,841,383.35</b>	<b>\$ 2,851,318.73</b>	<b>\$ 28,031.55</b>
<b>SUPREME COURT</b>				
<b>PUBLIC DEFENDER TRAINING FUND</b>				
PDTF Administration		\$ 770,621.48	\$ 730,460.71	
Appropriated Activity		0.00	35,600.00	
<b>TOTAL FUND</b>	<b>\$ 40,114.54</b>	<b>\$ 770,621.48</b>	<b>\$ 766,060.71</b>	<b>\$ 44,675.31</b>
<b>JUDGES RETIREMENT FUND</b>	<b>\$ 12,689.51</b>	<b>\$ -</b>	<b>\$ -</b>	<b>\$ 12,689.51</b>
<b>ARIZONA STATE TREASURER</b>				
<b>CASH DEPOSIT - LIEU OF BOND</b>				
Fund Administration		\$ (25,758,148.63)	\$ (3,381,738.94)	
<b>TOTAL FUND</b>	<b>\$ 212,305,523.71</b>	<b>\$ (25,758,148.63)</b>	<b>\$ (3,381,738.94)</b>	<b>\$ 189,929,114.02</b>
<b>AZ FIRE FIGHTERS/EMERGENCY PARAMEDIC MEM</b>				
Fund Administration		\$ 151.33	\$ -	
<b>TOTAL FUND</b>	<b>\$ 7,481.07</b>	<b>\$ 151.33</b>	<b>\$ -</b>	<b>\$ 7,632.40</b>
<b>PRIVATE POSTSECONDARY EDUC CASH BOND FUND</b>				
Fund Administration		\$ 4,831.46	\$ -	
<b>TOTAL FUND</b>	<b>\$ 238,978.21</b>	<b>\$ 4,831.46</b>	<b>\$ -</b>	<b>\$ 243,809.67</b>
<b>CONDEMNATION FUND</b>				
Fund Administration		\$ 2,656,625.70	\$ 8,900,729.90	
Interest Earnings		7.35	-	
<b>TOTAL FUND</b>	<b>\$ 16,183,264.77</b>	<b>\$ 2,656,633.05</b>	<b>\$ 8,900,729.90</b>	<b>\$ 9,939,167.92</b>
<b>GARNISHMENT AND LEVIES FUND</b>	<b>\$ 6,465.49</b>	<b>\$ -</b>	<b>\$ -</b>	<b>\$ 6,465.49</b>
<b>LOCAL GOVERNMENT INVESTMENT POOL</b>				
Fund Administration		\$ 30,543,539.97	\$ -	
Interest Earnings		54,848,706.72	-	
<b>TOTAL FUND</b>	<b>\$ 3,089,549,557.98</b>	<b>\$ 85,392,246.69</b>	<b>\$ -</b>	<b>\$ 3,174,941,804.67</b>
<b>LGIP-COP INVESTMENT HELD FOR TRUSTEE</b>				
All Non Appropriated Funds		\$ -	\$ 103,587.75	
Fund Administration		862,730.95	2,333,070.58	
Cash and Cash Equivalents	\$ 32,358,040.29			\$ 55,784,112.91
Due to Others	(31,276,515.53)			(56,276,515.53)
<b>TOTAL FUND</b>	<b>\$ 1,081,524.76</b>	<b>\$ 862,730.95</b>	<b>\$ 2,436,658.33</b>	<b>\$ (492,402.62)</b>
<b>CENTRAL AZ WATER CONSERVATION DISTRICT AK CHIN WATER SUPPLY MITIGATION FUND</b>				
<b>TOTAL FUND</b>	<b>\$ 5,922,471.35</b>	<b>\$ -</b>	<b>\$ -</b>	<b>\$ 5,922,471.35</b>

See accompanying notes to financial statements.

**STATE OF ARIZONA  
FIDUCIARY FUNDS  
STATEMENT OF REVENUES, EXPENDITURES AND CHANGES IN FUND BALANCE  
BUDGETARY (LEGAL) BASIS  
FOR THE YEAR ENDED JUNE 30, 2009**

	<u>FUND BALANCE JULY 1, 2008</u>	<u>REVENUES AND TRANSFERS IN</u>	<u>EXPENDITURES AND TRANSFERS OUT</u>	<u>FUND BALANCE JUNE 30, 2009</u>
<b>TREASURER ADMINISTRATIVE</b>				
Fund Administration		\$ 105,149.30	\$ 93,026.36	
Banking Fees		712,434.20	705,136.97	
Fill The Gap Assessment Collections		(73.73)	-	
Interfund Transfers		-	62.37	
Cash and Cash Equivalents	\$ 5,748.75			\$ 62,581.85
Claims Payable	(17,804.27)			(55,353.30)
Due to Others	(145,472,097.90)			(145,472,097.92)
<b>TOTAL FUND</b>	<b>\$ (145,484,153.44)</b>	<b>\$ 817,509.77</b>	<b>\$ 798,225.70</b>	<b>\$ (145,464,869.37)</b>
<b>LOCAL TRANS ASSISTANCE</b>				
Fund Administration		\$ (15,288,351.06)	\$ 9,003,100.00	
Cash and Cash Equivalents	\$ 11,716,096.76			\$ 9,274,645.70
Due to Others	(323,138,066.00)			(344,988,066.00)
<b>TOTAL FUND</b>	<b>\$ (311,421,969.24)</b>	<b>\$ (15,288,351.06)</b>	<b>\$ 9,003,100.00</b>	<b>\$ (335,713,420.30)</b>
<b>COUNTY ASSISTANCE FUND</b>				
Fund Administration		\$ (1,274,200.00)	\$ 5,993,300.00	
Due to Others	\$ (100,119,875.00)			\$ (107,387,375.00)
<b>TOTAL FUND</b>	<b>\$ (100,119,875.00)</b>	<b>\$ (1,274,200.00)</b>	<b>\$ 5,993,300.00</b>	<b>\$ (107,387,375.00)</b>
<b>PLAN SIX FACILITY FUND - CAWCD</b>				
Fund Administration		\$ 81,540.78	\$ -	
<b>TOTAL FUND</b>	<b>\$ 6,664,281.57</b>	<b>\$ 81,540.78</b>	<b>\$ -</b>	<b>\$ 6,745,822.35</b>
<b>TELEPHONE SOLICITATION CASH BOND</b>				
Fund Administration		\$ 241.52	\$ -	
<b>TOTAL FUND</b>	<b>\$ 11,941.08</b>	<b>\$ 241.52</b>	<b>\$ -</b>	<b>\$ 12,182.60</b>
<b>HEALTH AND WELFARE</b>				
<b>DEPARTMENT OF ECONOMIC SECURITY</b>				
<b>DEVELOPMENTAL DISABILITIES FUND</b>				
DES - Nonappropriated		\$ (1,502,230.25)	\$ 16,603.68	
Division of Developmental Disabilities		1,532,761.63	25,119.98	
Non-Approp OGF Activity		4,833.57	99,930.23	
Cash and Cash Equivalents	\$ 1,861,570.51			\$ 1,752,108.92
Claims Payable	(3,172.65)			0.00
Due to Others	(1,923,945.36)			(1,923,945.36)
<b>TOTAL FUND</b>	<b>\$ (65,547.50)</b>	<b>\$ 35,364.95</b>	<b>\$ 141,653.89</b>	<b>\$ (171,836.44)</b>
<b>ECONOMIC SECURITY CLIENT TRUST</b>				
DES - Nonappropriated		\$ (138,914.03)	\$ 705,486.94	
Administration		1,018,823.10	812,605.96	
Division Of Long Term Care		880,381.95	548,208.03	
<b>TOTAL FUND</b>	<b>\$ 1,531,923.00</b>	<b>\$ 1,760,291.02</b>	<b>\$ 2,066,300.93</b>	<b>\$ 1,225,913.09</b>
<b>ARIZONA HEALTHCARE COST CONTAINMENT SYSTEM</b>				
<b>HEALTHCARE GROUP FUND</b>				
Healthcare Group Programmatic		\$ 61,250,210.29	\$ 60,079,799.33	
Interest Earnings		199,088.03	-	
Appropriated Activity		-	3,889,320.09	
<b>TOTAL FUND</b>	<b>\$ 13,993,055.10</b>	<b>\$ 61,449,298.32</b>	<b>\$ 63,969,119.42</b>	<b>\$ 11,473,234.00</b>

See accompanying notes to financial statements.

STATE OF ARIZONA  
FIDUCIARY FUNDS  
STATEMENT OF REVENUES, EXPENDITURES AND CHANGES IN FUND BALANCE  
BUDGETARY (LEGAL) BASIS  
FOR THE YEAR ENDED JUNE 30, 2009

	FUND BALANCE JULY 1, 2008	REVENUES AND TRANSFERS IN	EXPENDITURES AND TRANSFERS OUT	FUND BALANCE JUNE 30, 2009
<b>DEPARTMENT OF VETERANS' SERVICES</b>				
<b>VETERANS' DONATION FUND</b>				
VDF Administration		\$ 1,494,838.44	\$ 1,035,859.92	
<b>TOTAL FUND</b>	<b>\$ 807,135.15</b>	<b>\$ 1,494,838.44</b>	<b>\$ 1,035,859.92</b>	<b>\$ 1,266,113.67</b>
<b>VETERANS FIDUCIARY FUND</b>				
Fiduciary Investments		\$ 311,070.11	\$ -	
<b>TOTAL FUND</b>	<b>\$ 18,363,738.87</b>	<b>\$ 311,070.11</b>	<b>\$ -</b>	<b>\$ 18,674,808.98</b>
<b>INSPECTION AND REGULATION</b>				
<b>CORPORATION COMMISSION</b>				
<b>COURT ORDERED TRUST FUND</b>				
Securities Division - Restitutions		\$ 74,182.04	\$ -	
<b>TOTAL FUND</b>	<b>\$ 110,126.81</b>	<b>\$ 74,182.04</b>	<b>\$ -</b>	<b>\$ 184,308.85</b>
<b>DEPARTMENT OF FIRE, BUILDING AND LIFE SAFETY</b>				
<b>MANUFACTURED HOUSING</b>				
<b>CONSUMER RECOVERY</b>				
Consumer Recovery - Trust		\$ 186,352.83	\$ 1,098,839.70	
Interest Earnings		14,839.59	-	
Non-Appropriated		195.00	-	
<b>TOTAL FUND</b>	<b>\$ 984,448.23</b>	<b>\$ 201,387.42</b>	<b>\$ 1,098,839.70</b>	<b>\$ 86,995.95</b>
<b>MANUFACTURED HOUSING CASH BOND</b>				
Cash Bonds - 90% - Invested		\$ (11,250.00)	\$ -	
Cash Bonds - 10% - Payouts		(1,250.00)	-	
Interest Earnings		18,507.31	-	
<b>TOTAL FUND</b>	<b>\$ 245,745.74</b>	<b>\$ 6,007.31</b>	<b>\$ -</b>	<b>\$ 251,753.05</b>
<b>STATE BOARD FOR PRIVATE POST/SECONDARY EDUCATION</b>				
<b>STUDENT TUITION RECOVERY</b>				
Student Tuition Recovery		\$ 316,068.15	\$ 283,632.83	
Appropriated Activity		-	600.00	
<b>TOTAL FUND</b>	<b>\$ 491,652.53</b>	<b>\$ 316,068.15</b>	<b>\$ 284,232.83</b>	<b>\$ 523,487.85</b>
<b>ARIZONA DEPARTMENT OF RACING</b>				
<b>RACING COMMISSION BOND DEPOSIT FUND</b>				
Cash Deposits For Overpayments		\$ (39,588.50)	\$ -	
Appearance Bonds		(13,450.00)	-	
Cash and Cash Equivalents	\$ 93,236.97			\$ 51,598.47
Due to Others	(60,992.60)			(60,992.60)
Agency Fund Deposits	(107,867.00)			(119,267.00)
<b>TOTAL FUND</b>	<b>\$ (75,622.63)</b>	<b>\$ (53,038.50)</b>	<b>\$ -</b>	<b>\$ (128,661.13)</b>

See accompanying notes to financial statements.

STATE OF ARIZONA  
FIDUCIARY FUNDS  
STATEMENT OF REVENUES, EXPENDITURES AND CHANGES IN FUND BALANCE  
BUDGETARY (LEGAL) BASIS  
FOR THE YEAR ENDED JUNE 30, 2009

	FUND BALANCE JULY 1, 2008	REVENUES AND TRANSFERS IN	EXPENDITURES AND TRANSFERS OUT	FUND BALANCE JUNE 30, 2009
<b>REAL ESTATE DEPARTMENT</b>				
<b>REAL ESTATE RECOVERY FUND</b>				
Recovery Fund Program		\$ 56,333.29	\$ 129,954.05	
Interest Earnings		10,764.89	-	
Appropriated Activity		-	385,100.00	
<b>TOTAL FUND</b>	<b>\$ 695,610.93</b>	<b>\$ 67,098.18</b>	<b>\$ 515,054.05</b>	<b>\$ 247,655.06</b>
<b>REGISTRAR OF CONTRACTORS</b>				
<b>REGISTRAR OF CONTRACTORS</b>				
<b>CASH BOND FUND</b>				
Cash Bonds And Deposits		\$ (85,198.19)	\$ -	
Cash and Cash Equivalents	\$ 1,625,093.18			\$ 1,696,203.62
Agency Fund Deposits	(1,542,411.67)			(1,698,720.30)
<b>TOTAL FUND</b>	<b>\$ 82,681.51</b>	<b>\$ (85,198.19)</b>	<b>\$ -</b>	<b>\$ (2,516.68)</b>
<b>CONTRACTORS PROMPT PAY COMPLAINT FUND</b>				
Cash Bonds And Deposits		\$ (1,000.00)	\$ -	
Cash and Cash Equivalents	\$ 3,500.00			\$ 8,496.67
Agency Fund Deposits	(3,500.00)			(9,496.67)
<b>TOTAL FUND</b>	<b>\$ -</b>	<b>\$ (1,000.00)</b>	<b>\$ -</b>	<b>\$ (1,000.00)</b>
<b>PROTECTION AND SAFETY</b>				
<b>DEPARTMENT OF CORRECTIONS</b>				
<b>PRISONER SPENDABLE ACCOUNTS FUND</b>				
Cash and Cash Equivalents	\$ 10,705,723.13			\$ 10,409,994.81
Claims Payable	(81,625.04)			(446,727.63)
Due to Others	(10,624,098.09)			(9,963,267.18)
<b>TOTAL FUND</b>	<b>\$ -</b>	<b>\$ -</b>	<b>\$ -</b>	<b>\$ -</b>
<b>NATURAL RESOURCES</b>				
<b>ARIZONA GAME AND FISH DEPARTMENT</b>				
<b>GAME &amp; FISH STAMPS</b>				
Revenue Collections - Non-Approp Funds		\$ (1.58)	\$ -	
Revenue Collections - Non-Approp Funds		(101.57)	-	
<b>TOTAL FUND</b>	<b>\$ 6,918.77</b>	<b>\$ (103.15)</b>	<b>\$ -</b>	<b>\$ 6,815.62</b>
<b>GAME &amp; FISH CALIF COLL STAMP</b>				
Revenue Collections - Non-Approp Funds		\$ (244.15)	\$ -	
<b>TOTAL FUND</b>	<b>\$ 12,472.69</b>	<b>\$ (244.15)</b>	<b>\$ -</b>	<b>\$ 12,228.54</b>
<b>GAME &amp; FISH UT/POW STAMP</b>				
Revenue Collections - Non-Approp Funds		\$ (0.10)	\$ -	
<b>TOTAL FUND</b>	<b>\$ 722.15</b>	<b>\$ (0.10)</b>	<b>\$ -</b>	<b>\$ 722.05</b>

See accompanying notes to financial statements.

STATE OF ARIZONA  
 FIDUCIARY FUNDS  
 STATEMENT OF REVENUES, EXPENDITURES AND CHANGES IN FUND BALANCE  
 BUDGETARY (LEGAL) BASIS  
 FOR THE YEAR ENDED JUNE 30, 2009

	FUND BALANCE JULY 1, 2008	REVENUES AND TRANSFERS IN	EXPENDITURES AND TRANSFERS OUT	FUND BALANCE JUNE 30, 2009
<b>GAME &amp; FISH BIG GAME PERMIT</b>				
Revenue Collections - Non-Approp Funds		\$ (14,268.76)	\$ -	
Cash and Cash Equivalents	\$ 11,829,772.28			\$ 10,491,935.91
Agency Fund Deposits	(12,178,353.98)			(10,854,786.37)
Due to Others	894.00			894.00
<b>TOTAL FUND</b>	<b>\$ (347,687.70)</b>	<b>\$ (14,268.76)</b>	<b>\$ -</b>	<b>\$ (361,956.46)</b>

**STATE LAND DEPARTMENT**

**FEDERAL RECLAMATION TRUST FUND**

Federal Reclamation Trust		\$ 509.58	\$ 295,404.00	
<b>TOTAL FUND</b>	<b>\$ 405,830.46</b>	<b>\$ 509.58</b>	<b>\$ 295,404.00</b>	<b>\$ 110,936.04</b>

**LAND CLEARANCE**

Broker Commissions		\$ -	\$ 255,000.00	
<b>TOTAL FUND</b>	<b>\$ 10,036,769.92</b>	<b>\$ -</b>	<b>\$ 255,000.00</b>	<b>\$ 9,781,769.92</b>

**WATER CONSERVATION COMM.**

**CENTRAL AZ WATER CONSERVATION  
DISTRICT**

Interest Earnings		\$ 15,442,785.68	\$ -	
<b>TOTAL FUND</b>	<b>\$ 241,136,040.92</b>	<b>\$ 15,442,785.68</b>	<b>\$ -</b>	<b>\$ 256,578,826.60</b>

STATE OF ARIZONA  
NOTES TO FINANCIAL STATEMENTS  
JUNE 30, 2009

**Note 1. - Summary of Significant Accounting Policies**

The accounting policies of the State of Arizona (State) are in conformity with Generally Accepted Accounting Principles (GAAP) as applicable to governmental units and are consistent with the Arizona Revised Statutes. Although accounts are separately maintained for each fund in the accompanying financial statements, funds that have similar characteristics have been combined into fund types. The following is a summary of the more significant accounting policies:

A. Fund Accounting

The accounts of the State are organized on the basis of funds and account groups, each of which is considered a separate accounting entity. The operations of each fund are accounted for with a separate set of self-balancing accounts that comprise its assets, liabilities, fund equity, revenues, and expenditures or expenses. They are grouped into three broad fund categories as follows:

**GOVERNMENTAL FUNDS**

GENERAL FUND	A self-balancing set of accounts used to account for all financial resources except those required to be accounted for in another fund.
SPECIAL REVENUE FUNDS	A self-balancing set of accounts used to account for the proceeds of specific revenue sources (other than expendable trusts) that are legally restricted to expenditures for specified purposes.
OTHER GOVERNMENTAL FUNDS	A self-balancing set of accounts used to account for other government financial resources except those required to be accounted for in the General Fund or designated as Special Revenue Funds.

**PROPRIETARY FUNDS**

ENTERPRISE FUNDS	A self-balancing set of accounts used to account for operations that are financed and operated in a manner similar to private business enterprises.
INTERNAL SERVICE FUNDS	A self-balancing set of accounts used to account for the financing of goods and services provided by one department to other state departments of governments.

**PERMANENT AND FIDUCIARY FUNDS**

PERMANENT FUNDS	A self-balancing set of accounts used to account primarily for activity related to grants made to the State for schools and public institutions.
FIDUCIARY FUNDS	A self-balancing set of accounts used to account for assets held by the State in a trustee capacity or as an agent for individuals, private organizations and other governments.



STATE OF ARIZONA  
NOTES TO FINANCIAL STATEMENTS  
JUNE 30, 2009

**Note 1. - Summary of Significant Accounting Policies (Continued)**

B. Basis of Accounting

All Funds are reported on a cash basis of accounting in accordance with State law. Under the cash basis of accounting, revenues and expenditures are recognized when recorded in the State's central accounting system, the Arizona Financial Information System (AFIS). No allowance has been made to revenues or expenditures for unrecorded accounts receivable, accounts payable, deferred revenue or any other balance sheet item. Disbursements of appropriated monies, including related operating transfers, are reported as expenditures. Typically, the commitment for continuing appropriations is reported as a reservation of Fund Balance. However, Laws 2008, Chapter 291, section 13 amended this practice for Fiscal Year 2009. According to the legislation, any

continuing appropriations that remained at the end of the fiscal year were to be included in the closing balance as if they lapsed or reverted. See Note 3, section C for additional information about this change in accounting policy.

C. Reporting Entity

The accompanying General Fund cash basis financial statements include transactions of the following funds and accounts:

General Fund - General Operations  
Department of Revenue Excise and Transaction Privilege Tax Fund  
Disproportionate Share Fund  
Veterans' Nursing Home Fund  
Budget Stabilization Fund  
School Accountability Account (Proposition 301)

D. Budgets and Appropriations Accounting

The State follows these procedures in establishing the budgetary data reflected in the financial statements:

1. Annually the Governor submits to the Legislature a proposed operating and capital outlay budget for the fiscal year commencing the following July 1. This document includes proposed expenditures and the means of financing them. Some agency budgets are approved for two fiscal years at a time on a biennial cycle.
2. Public hearings are then conducted during legislative sessions.
3. Prior to July 1, the budget is enacted through passage and approval of bills containing appropriations.
4. Appropriation accounting is then employed as a management tool to monitor the appropriated monies.

E. Rounding Differences

The information shown in the Statement of Expenditures – Appropriation to Actual, has been rounded to the nearest dollar and therefore, minor differences may be found when adding the columns down or the rows across. The rounding differences are inconsequential.

STATE OF ARIZONA  
NOTES TO FINANCIAL STATEMENTS  
JUNE 30, 2009

**Note 2. - Description of Financial Statements**

- A. The accompanying financial statements include a balance sheet and statements of revenues, expenditures, and changes in fund balance for the General Fund.
- B. The Statement of Expenditures - Appropriation to Actual, Budgetary (Legal) Basis is presented for all appropriations. The Capital Outlay Statement of Expenditures - Appropriation to Actual includes all capital appropriations for the General Fund and the Capital Outlay Stabilization Fund.
- C. Since there was a substantial amount of appropriation adjustments as the State addressed budgetary concerns, a supplemental schedule providing additional detail on Supplemental Appropriations and Adjustments for the General Fund has been included in this report. Administrative Adjustments are shown as Note 9 to the financial statements.
- D. The General Fund is presented prominently in the Annual Financial Report (AFR) due to its significance. The Statement of Revenues, Expenditures and Changes in Fund Balance is presented for all other funds accounted for on the AFIS. The statement includes beginning and ending balances for the current fiscal year as well as appropriated and non-appropriated activity in each fund. See Note 6 for additional detail on this Statement.

**Note 3. – Statement of Expenditures – Budgetary to Actual - Description of Selected Columns**

A. Supplemental Appropriations and Adjustments

The column titled Supplemental Appropriations, Mid-Year Reversions and Adjustments shown on the Statement of Expenditures - Appropriations to Actual includes the following:

Supplemental and Special Appropriations are either the additional spending authority (appropriation) granted by the Legislature after an original appropriation is approved or other Session Law appropriations granted by the Legislature to a State agency or department for a specific program or purpose.

Transfers and adjustments are the movements of monies or spending authority between funds, departments, programs and within programs in accordance with the Arizona Revised Statutes.

Mid-year reversions (when applicable) are the returning of spending authority (appropriation) originally granted to a State agency or department through the appropriation process prior to the completion of the granted spending period.

B. Lapsed Appropriations

In accordance with A.R.S. § 35-190, except as otherwise provided by law, all appropriations lapse after the close of the fiscal year. The unused spending authority (appropriation) which was originally granted to a State agency or department through the appropriation process expires. The term “reversion” is sometimes used in reference to these lapsed appropriations. The amount of lapsed appropriations from the General Fund for FY09 is \$245,811,506 from General Operations and \$1,565 from Capital Outlay.

STATE OF ARIZONA  
NOTES TO FINANCIAL STATEMENTS  
JUNE 30, 2009

**Note 3. – Statement of Expenditures – Budgetary to Actual - Description of Selected Columns (Continued)**

C. Continuing Appropriations

A continuing appropriation is a spending authority that, once established, is automatically renewed without further legislative action, period after period, until altered or revoked. In the State of Arizona, continuing appropriations are primarily for construction or other projects that take longer than one year to complete. Laws 2008, Chapter 291, section 13 (House Bill 2462, 2<sup>nd</sup> Regular Session) states that “any monies appropriated from the state general fund that are exempted from lapsing pursuant to section 35-190, Arizona Revised Statutes, and that remain unexpended and unencumbered at the close of fiscal year 2008-2009 shall be included in the closing balance as if the appropriations had lapsed or otherwise reverted to the state general fund.” Therefore, the General Fund Comparative Balance Sheet - Appropriation (Budget) to Actual reflects no reserve for continuing appropriations at the close of the fiscal year end, but will be re-established and available for expenditures as a continuing appropriation at the beginning of the next fiscal year. The detailed Statement of Expenditures Appropriation to Actual reflects what are considered continuing appropriations in the subsequent year. This helps preserve comparability and consistency within the statements. Accordingly, the total General Fund reserved for continuing appropriations would have been \$31,299,757 comprised of \$28,321,792 from General Operations and \$2,977,965 from Capital Outlay. When added to the General Fund amount restricted for the School Accountability Act, \$21,831,568, the total amount of continuing appropriations (restricted and reserved) is \$53,131,325.

The continuing appropriation column from FY08 should match the beginning continuing appropriation column from FY09. However, due to a minor error, a negative amount of (\$11,241) was reflected in the continuing appropriation column from FY08 for the Department of Revenue. This amount should not have been included and the error has been corrected in the FY09 statement. This explains why there is a slight discrepancy between the ending continuing appropriation amount for FY08 and the beginning continuing appropriation amount for FY09.

**Note 4. – Treasurer’s Warrant Notes and General Fund**

A.R.S. § 35-185.01 states that Treasurer’s Warrant Notes (TWNS) may be issued if no monies are available for payment of warrants or electronic funds transfer vouchers of the Department of Administration presented to the State Treasurer. A.R.S. § 35-185.02 addresses the procedures to be used in the issuance and redemption of TWNS. In FY09, the State Treasurer issued TWNS totaling \$2,146,439,034.92 and the General Fund paid \$50,575.83 in interest on the TWNS. While the TWNS are considered appropriated funds, inclusion of those expenditures would distort the General Government expenditure amounts for normal operations, therefore this activity is being shown as an “Other Financing Source.”

The ending FY09 cash balance with the State Treasurer for the General Fund was (\$456.114) million. This is different from the operating cash which is what the State Treasurer uses to determine if sufficient monies are available to pay warrants. The State Treasurer may use a combination of General Fund cash, plus agency funds that are not allowed to be invested with the State Treasurer, plus funds that can be invested with the State Treasurer but are not currently earning interest to determine the operating cash available for payments of warrants. When that combination no longer provides monies for obligations, the State Treasurer begins issuing TWNS.

**Note 5. - Budget Stabilization Fund**

A.R.S. § 35-144 established the Budget Stabilization Fund (BSF) in 1990. The BSF is sometimes referred to as the rainy day fund. The purpose of the BSF is to normalize (over time) the fluctuations of the State's high and low growth rates. The amount of cash transferred to or from the BSF and the General Fund - General Operations is established by statutory formula. No operating expenditures may occur in the BSF. Interest earned on pooled investments with the State Treasurer is the basic revenue source of the BSF.

STATE OF ARIZONA  
NOTES TO FINANCIAL STATEMENTS  
JUNE 30, 2009

**Note 5. - Budget Stabilization Fund (Continued)**

The beginning FY09 balance for the BSF was \$147.212 million. A series of legislated FY09 fund sweeps left the BSF with an ending FY09 balance of \$2.767 million. The ending balance has been reflected as Restricted for Budget Stabilization Fund on the balance sheet, with a corresponding amount being included in Cash and Investments with the State Treasurer. Accordingly, the net decrease to the BSF for FY09 was approximately \$144.445 million.

**Note 6. – Statement of Revenues, Expenditures and Changes in Fund Balance**

Laws 2005, 1<sup>st</sup> Regular Session, Chapter 331, Section 4, amending A.R.S. § 35-131.E, requires the AFR to include all appropriated and non-appropriated monies. The General Fund is presented prominently in the AFR due to its significance. In accordance with the revised statute, the Statement of Revenues, Expenditures and Changes in Fund Balance presents appropriated and non-appropriated activity for all other funds accounted for on the AFIS as well as beginning and ending balances for each fund. As required, this report includes non-appropriated activity in the same detail as the General Fund. The Statement includes appropriated activity when applicable for each fund, but summarized within a single line item labeled “Appropriated Activity.”

During the course of the report compilation, a number of funds with negative balances were noted. No analysis of the accounts that comprise the negative balances was conducted as to the cause or the resolution. On the Fund Balance Report, the various balance sheet accounts culminating in the negative balance are listed only for those funds. The following funds were noted with negative balances:

**OTHER GOVERNMENTAL FUNDS:**

Federal Grant Fund - Department of Environmental Quality (EVA 2000)  
Department of Health Services (HSA 2000)  
Arizona Commission on the Arts (HUA 2000)  
Inter-governmental and Interagency Service Agreement Fund -Department of Environmental Quality (EVA 2500)  
Criminal Justice Enhancement Fund – State Treasurer (TRA 3702)  
Federal Economic Recovery Fund – Department of Environmental Quality (EVA 2500)  
Estate and Unclaimed Property Fund – Department of Revenue (RVA 1520)  
Escheated Estates Fund – Department of Revenue (RVA 3745)  
Developmental Disabilities Fund – Department of Economic Security (DEA 3145)  
Child Support Enforcement Fund – Department of Economic Security (DEA 2091)  
TANF and CCDF Clearing Fund – Department of Economic Security (DEA 2502)  
AHCCCS Fund – Arizona Health Care Cost Containment System (HCA 2120)  
Special Program Payroll Trust Fund – Arizona Historical Society (HIA 3159)

**SPECIAL REVENUE FUNDS:**

Clean Water Revolving Fund – Department of Environmental Quality (EVA 2254)  
Receivership Liquidation Fund – Department of Insurance (IDA 2131)  
Racing Investigation Fund – Department of Racing (RCA 2369)  
Prison Construction and Operations Fund

**INTERNAL SERVICE FUNDS:**

Motor Pool Revolving Fund – Arizona Department of Administration (ADA 4204)

**FIDUCIARY FUNDS:**

ASRS Administrative Investment Expenses Account – Arizona State Retirement System (RTA 1407)  
LGIP – COP Investment Held for Trustee – State Treasurer (TRA 3168)  
Administrative Fund – State Treasurer (TRA 3736)  
Local Transportation Assistance Fund – State Treasurer (TRA 3747)  
County Assistance Fund – State Treasurer (TRA 3751)  
Developmental Disabilities Fund – Department of Economic Security (DEA 3146)

STATE OF ARIZONA  
NOTES TO FINANCIAL STATEMENTS  
JUNE 30, 2009

**Note 6. – Statement of Revenues, Expenditures and Changes in Fund Balance (Continued)**

Racing Commission Bond Deposit Fund – Arizona Department of Racing (RCA 3720)  
Registrar of Contractors Cash Bond Fund – Registrar of Contractors (RGA 3721)  
Contractors Prompt Pay Complaint Fund – Registrar of Contractors (RGA 3725)  
Big Game Permit Fund – Arizona Game and Fish Department (GFA 3712)

For management reporting purposes, certain accrual adjustments are recorded in the AFIS. This activity is consistent with the statutory or legal basis upon which the AFR is prepared and has not been modified. Current year adjustments to prior year accruals, such as refunds of prior year's expenditures or adjustments to long-term debts or receivables, are reflected in the Fund Balance report as an adjustment to the beginning fund balance. Additionally, other entries are current year transactions and are shown as GAAP Revenue and GAAP Expenditure Offsets. Revenue offsets are frequently the result of adjustments to amounts recorded as due to other funds. Expenditure offsets are most commonly related to depreciation and adjustment of fixed assets. GAAP Revenue and GAAP Expenditure Offsets are recorded in the Fund Balance Report in their respective revenue and expenditure columns. Furthermore, a number of funds have year-end cash balances on the AFIS, but other balance sheet accounts off-set the cash resulting in a net fund balance of zero. This occurs most commonly with the Credit Card Clearing Fund.

Fund activity in the Fund Balance Report is shown on the statewide fund level. Some funds have activity with more than one agency and the report separates the activity within the fund by agency. Funds with activity in more than one section are listed in both sections and cross-referenced. For comparison purposes and consistency with the Statement of Expenditures – Appropriation to Actual, the Department of Economic Security Federal Grant Fund has not been combined on a statewide level. Detail is provided for each separate grant type.

**Note 7. – ADOT Board Funding Obligations**

A.R.S. § 28-7678 authorizes the Transportation Board to deliver non-negotiable Board funding obligations and requires the State Treasurer to purchase the obligations. However, if operating monies in the State General Fund fall below an \$800 million average over the previous twelve consecutive months, the State Treasurer is not required to purchase Transportation Board funding obligations. The board funding obligation principal amount shall not be more than \$200 million and mature no later than four calendar years after delivery of the obligations.

A.R.S. § 35-313 allows the State Treasurer to call the investment in the Transportation Board funding obligations if operating monies fall below \$200 million. The Transportation Board shall repay the obligations from its available resources and may reissue them under the same terms and conditions that they were originally issued.

As stated in Note 4, A.R.S. § 35-185 authorizes the State Treasurer to issue Treasurer's Warrant Notes. In order to issue TWNS, the Treasurer's Office was required by law to divest any funds remaining in the Budget Stabilization Fund and call in the entire amount of \$110 million in Transportation Board funding obligations before issuing TWNS. The obligations were called in April 2009 and as of June 30, 2009, the total amount outstanding is \$0.

STATE OF ARIZONA  
NOTES TO FINANCIAL STATEMENTS  
JUNE 30, 2009

**Note 8. – Combining Financial Statements**

The following schedules provide additional detail related to the combination of fund information for financial statement presentation. The General Operating Fund consists of four components: General Fund (General Operations); Department of Revenue Excise and Transaction Privilege Tax Fund; Disproportionate Share Fund; and Veterans' Nursing Home Fund. The School Accountability (Proposition 301) Account is shown in a separate column.

STATE OF ARIZONA  
GENERAL FUND  
COMBINING BALANCE SHEET AND  
COMBINING STATEMENT OF CHANGES IN FUND BALANCE  
AS OF JUNE 30, 2009  
(expressed in thousands)

	General Operating Fund	School Accountability Account (Proposition. 301)	Budget Stabilization Fund	Total General Fund
<b>ASSETS</b>				
Cash With The State Treasurer	\$ (480,713)	\$ 21,832	\$ 2,767	\$ (456,114)
Cash Not With The State Treasurer	223	0	0	223
<b>TOTAL ASSETS</b>	<b>\$ (480,490)</b>	<b>\$ 21,832</b>	<b>\$ 2,767</b>	<b>\$ (455,891)</b>
<b>FUND BALANCE</b>				
Restricted:				
Budget Stabilization Fund	\$ 0	\$ 0	\$ 2,767	\$ 2,767
School Accountability Account (Proposition 301)				
Continuing Appropriations	0	21,832	0	21,832
Reserved For:				
Continuing Appropriations – General	0	0	0	0
Revolving Funds	223	0	0	223
Unreserved	(480,713)	0	0	(480,713)
<b>TOTAL FUND BALANCE</b>	<b>\$ (480,490)</b>	<b>\$ 21,832</b>	<b>\$ 2,767</b>	<b>\$ (455,891)</b>
<b>FUND BALANCE, JULY 1, 2008</b>	<b>\$ 69,508</b>	<b>\$ 20,666</b>	<b>\$ 147,212</b>	<b>\$ 237,386</b>
<b>CHANGES IN FUND BALANCE:</b>				
General Operating Fund				
Revenues	\$ 7,356,336	\$ 101,281	\$ 0	\$ 7,457,617
Expenditures	(8,826,554)	(100,115)	0	(8,926,669)
Other Financing Sources/Uses:				
Transfers In – Treasurer's Warrant Notes	2,146,439	0	0	2,146,439
Transfers In – Budget Stabilization Fund	150,000	0	0	150,000
Transfers In	770,220	0	0	770,220
Transfers Out – Budget Stabilization Fund	(2,146,439)	0	0	(2,146,439)
Budget Stabilization Fund				
Interest Earnings	0	0	5,536	5,536
Transfers In	0	0	19	19
Transfers Out - To General Operating Fund	0	0	(150,000)	(150,000)
<b>TOTAL CHANGES IN FUND BALANCE</b>	<b>\$ (549,998)</b>	<b>\$ 1,166</b>	<b>\$ (144,445)</b>	<b>\$ (693,277)</b>
<b>FUND BALANCE, JUNE 30, 2009</b>	<b>\$ (480,490)</b>	<b>\$ 21,832</b>	<b>\$ 2,767</b>	<b>\$ (455,891)</b>

STATE OF ARIZONA  
NOTES TO FINANCIAL STATEMENTS  
JUNE 30, 2009

**Note 9. – Administrative Adjustments**

The following expenditures were made in accordance with ARS § 35-191 during the fiscal year 2008-2009 for obligations incurred during fiscal year 2007-2008 and, therefore related to the appropriations for fiscal year 2007-2008.

	Administrative Adjustments for Fiscal Year 2007-2008 Appropriations
<u>GENERAL GOVERNMENT</u>	
Department of Administration	\$ 417,160
Attorney General	62,995
Department of Commerce	26,218
Government Information Technology Agency	497,628
Office of the Governor	39
Personnel Board	67
State Capital Post-Conviction Public Defender Office	759
Department of Revenue	53,371
Court of Appeals	1,278
Secretary of State	15,781
State Treasurer	140,086
State Board of Tax Appeals	<u>206</u>
TOTAL GENERAL GOVERNMENT	<u>\$ 1,215,588</u>
<u>HEALTH AND WELFARE</u>	
Department of Economic Security	\$ 7,542,254
Arizona Health Care Cost Containment System	52,019,049
Department of Health Services	3,618,340
Arizona Commission of Indian Affairs	<u>21,999</u>
TOTAL HEALTH AND WELFARE	<u>\$ 63,201,642</u>
<u>INSPECTION AND REGULATION</u>	
Radiation Regulatory Agency	\$ 1,233
Department of Agriculture	23,325
Department of Financial Institutions	209
Corporation Commission	714
State Mine Inspector	7,173
Arizona Department of Racing	132
Department of Real Estate	6,924
Department of Weights and Measures	<u>1,231</u>
TOTAL INSPECTION AND REGULATION	<u>\$ 40,941</u>

STATE OF ARIZONA  
 NOTES TO FINANCIAL STATEMENTS  
 JUNE 30, 2009

**Note 9. – Administrative Adjustments (Continued)**

	Administrative Adjustments for Fiscal Year 2007-2008 Appropriations
<hr/>	
EDUCATION	
<hr/>	
State Board for Charter Schools	\$ 298,408
Department of Education	48,474,168
Arizona State Schools for the Deaf and the Blind	1,535,873
Arizona Board of Regents	<u>2,207,082</u>
 TOTAL EDUCATION	 <u>\$ 52,515,531</u>
<hr/>	
PROTECTION AND SAFETY	
<hr/>	
State Department of Corrections	\$ 5,681,894
Department of Juvenile Corrections	574,699
Arizona Criminal Justice Commission	130,724
Department of Emergency and Military Affairs	<u>6,833</u>
 TOTAL PROTECTION AND SAFETY	 <u>\$ 6,394,150</u>
<hr/>	
NATURAL RESOURCES	
<hr/>	
Department of Mines and Mineral Resources	\$ 38,502
Arizona Navigable Streams Adjudication Commission	1,041
Arizona State Parks Board	16,263
Department of Water Resources	<u>3,146</u>
 TOTAL NATURAL RESOURCES	 <u>\$ 58,952</u>
<hr/>	
<b>SUMMARY</b>	
<hr/>	
GENERAL GOVERNMENT	\$ 1,215,588
HEALTH AND WELFARE	63,201,642
INSPECTION AND REGULATION	40,941
EDUCATION	52,515,531
PROTECTION AND SAFETY	6,394,150
TRANSPORTATION	0
NATURAL RESOURCES	<u>58,952</u>
 TOTAL ADMINISTRATIVE ADJUSTMENTS	 <u>\$ 123,426,804</u>