


State of Arizona



Annual Financial Report

For the Fiscal Year Ending
June 30, 2002

Jane Dee Hull
Governor



JANE DEE HULL
GOVERNOR

J. ELLIOTT HIBBS
DIRECTOR

ARIZONA DEPARTMENT OF ADMINISTRATION

OFFICE OF THE DIRECTOR
100 NORTH 15th AVENUE • SUITE 401
PHOENIX, ARIZONA 85007

December 5, 2002

The Honorable Jane Dee Hull
Governor of the State of Arizona
State Capitol
Phoenix, AZ 85007

Dear Governor Hull:

In compliance with Arizona Revised Statutes Section 35-131, I respectfully submit the Annual Financial Report of the State of Arizona for the fiscal year ended June 30, 2002.

This report is prepared on a cash basis and reflects the financial transactions of the State of Arizona for the fiscal year ended June 30, 2002, as well as the financial condition of the State as of June 30, 2002.

Sincerely,

A handwritten signature in cursive script, appearing to read "J. Elliott Hibbs".

J. Elliott Hibbs
Director

JEH:DCP:klj

STATE OF ARIZONA
ANNUAL FINANCIAL REPORT
FOR THE YEAR ENDED JUNE 30, 2002


TABLE OF CONTENTS

	<u>PAGE</u>
FINANCIAL STATEMENTS OF INDIVIDUAL FUNDS:	
GENERAL FUND	
Comparative Balance Sheet - June 30, 2002 and June 30, 2001	3
Statement of Revenues, Expenditures and Changes in Fund Balance - Appropriation (Budget) to Actual for the Fiscal Year Ended June 30, 2002	4
Comparative Statement of Revenues, Expenditures and Other Financing Sources for the Years Ended June 30, 2002 and June 30, 2001	5
Statement of Expenditures - Appropriation (Budget) to Actual for the Year Ended June 30, 2002	6
SUPPLEMENTAL APPROPRIATION SCHEDULE	
General Fund Detail of Supplemental Appropriations, Mid-Year Reversions and Adjustments	52
CAPITAL OUTLAY	
Statement of Expenditures - Appropriation (Budget) to Actual	86
SUPPLEMENTAL APPROPRIATION SCHEDULE	
Capital Outlay Detail of Supplemental Appropriations, Mid-Year Reversions and Adjustments	102
SPECIAL REVENUE FUNDS	
Statement of Expenditures - Appropriation (Budget) to Actual	112
ENTERPRISE AND INTERNAL SERVICE FUNDS	
Enterprise Funds - Statement of Expenditures - Appropriation (Budget) to Actual	188
Internal Service Funds - Statement of Expenditures - Appropriation (Budget) to Actual	192
FIDUCIARY FUNDS	
Fiduciary Funds - Statement of Expenditures - Appropriation (Budget) to Actual	200
NOTES TO FINANCIAL STATEMENTS	223

THIS PAGE INTENTIONALLY

LEFT BLANK

GENERAL FUND



**STATE OF ARIZONA
GENERAL FUND
COMPARATIVE BALANCE SHEET
AS OF JUNE 30, 2002 AND 2001
(expressed in thousands)**

	June 30, 2002	June 30, 2001	Increase (Decrease)
<u>ASSETS</u>			
Cash With The State Treasurer	\$ 115,069	\$ 436,781	\$ (321,712)
Cash Not With The State Treasurer	336	351	(15)
TOTAL ASSETS	\$ 115,405	\$ 437,132	\$ (321,727)
 <u>FUND BALANCE</u>			
Restricted:			
Budget Stabilization Fund	\$ 67,700	\$ 373,351	\$ (305,651)
School Accountability Fund	2,738	0	2,738
Reserved For:			
Continuing Appropriations	32,173	34,256	(2,083)
Continuing Appropriations-Tobacco Settlement Account	11,458	15,840	(4,382)
Revolving Funds	336	351	(15)
Unreserved	1,000	13,334	(12,334)
TOTAL FUND BALANCE	\$ 115,405	\$ 437,132	\$ (321,727)

**STATE OF ARIZONA
GENERAL FUND
STATEMENT OF CHANGES IN FUND BALANCE
FOR THE FISCAL YEAR ENDED JUNE 30, 2002
(expressed in thousands)**

FUND BALANCE JULY 1, 2001		\$ 437,132	
CHANGES IN FUND BALANCE:			
General Fund			
Revenues	\$ 5,703,505		
Expenditures	(5,989,094)		
Other Financing Sources:			
Transfers In	400,965		
Transfers Out to School Facilities Board	(382,000)		
Transfers In from Budget Stabilization Fund	166,150		
Fiscal Year End Transfer from Budget Stabilization Fund	84,398	(16,076)	
Budget Stabilization Fund			
Interest Earnings	10,943		
Loss on sales of investments	(8,669)		
Transfers Out - State Hospital Construction	(20,000)		
Transfers Out - Alternative Fuel Recovery	(37,377)		
Transfers Out to General Fund	(166,150)		
Fiscal Year End Transfer to General Fund	(84,398)	(305,651)	
TOTAL CHANGES IN FUND BALANCE		(321,727)	
FUND BALANCE JUNE 30, 2002		\$ 115,405	

See accompanying notes to the financial statements

**STATE OF ARIZONA
GENERAL FUND
STATEMENT OF REVENUES, EXPENDITURES AND CHANGES IN FUND BALANCE
APPROPRIATION (BUDGET) TO ACTUAL
FOR THE FISCAL YEAR ENDED JUNE 30, 2002
(expressed in thousands)**

REVENUES:	Appropriation (Budget)	Actual	Favorable (Unfavorable)
Taxes:			
Sales and Use	\$ 3,217,138	\$ 2,997,966	\$ (219,172)
Income	2,668,971	2,011,049	(657,922)
Property	36,526	40,823	4,297
Luxury	66,294	66,070	(224)
Insurance Premium	182,000	195,332	13,332
Motor Vehicle License	0	70	70
Estate	80,000	80,552	552
Other Taxes	2,229	644	(1,585)
Total Tax Revenues	<u>\$ 6,253,158</u>	<u>\$ 5,392,506</u>	<u>\$ (860,652)</u>
Non-Tax Revenues:			
Lottery Proceeds	\$ 19,878	\$ 31,000	\$ 11,122
Disproportionate Share, Net	20,383	87,624	67,241
Licenses, Fees, Sales and Permits	101,900	159,341	57,441
Interest Earnings	80,000	33,034	(46,966)
Total Non-Tax Revenues	<u>\$ 222,161</u>	<u>\$ 310,999</u>	<u>\$ 88,838</u>
TOTAL REVENUES	<u>\$ 6,475,319</u>	<u>\$ 5,703,505</u>	<u>\$ (771,814)</u>
EXPENDITURES:			
General Government	\$ 377,017	\$ 352,502	\$ 24,515
Health and Welfare	1,341,751	1,283,132	58,619
Inspection and Regulation	43,453	42,094	1,359
Education	3,582,428	3,565,832	16,596
Protection and Safety	688,968	675,407	13,561
Transportation	3,588	3,585	3
Natural Resources	67,647	66,542	1,105
TOTAL EXPENDITURES	<u>\$ 6,104,852</u>	<u>\$ 5,989,094</u>	<u>\$ 115,758</u>
EXCESS REVENUES OVER (UNDER) EXPENDITURES	<u>\$ 370,467</u>	<u>\$ (285,589)</u>	<u>\$ (656,056)</u>
OTHER FINANCING SOURCES (USES):			
General Fund			
Transfers In	\$ 88,541	\$ 400,965	\$ 312,424
Transfers Out to School Facilities Board	0	(382,000)	(382,000)
Transfers In from Budget Stabilization Fund	166,150	166,150	0
Fiscal Year End Transfer from Budget Stabilization Fund	84,398	84,398	0
Budget Stabilization Fund			
Interest Earnings	15,077	10,943	(4,134)
Loss on Sales of Investments	0	(8,669)	(8,669)
Transfers In	36,000	0	(36,000)
Transfers Out - State Hospital Construction	(20,000)	(20,000)	0
Transfers Out - Alternative Fuel Recovery	0	(37,377)	(37,377)
Transfers Out to General Fund	(166,150)	(166,150)	0
Fiscal Year End Transfer to General Fund	(84,398)	(84,398)	0
TOTAL OTHER FINANCING SOURCES (USES)	<u>\$ 119,618</u>	<u>\$ (36,138)</u>	<u>\$ (155,756)</u>
REVENUES AND OTHER FINANCING SOURCES OVER (UNDER) EXPENDITURES AND OTHER FINANCING USES	<u>\$ 490,085</u>	<u>\$ (321,727)</u>	<u>\$ (811,812)</u>
FUND BALANCE, JULY 1, 2001	<u>437,132</u>	<u>437,132</u>	<u>0</u>
FUND BALANCE, JUNE 30, 2002	<u><u>\$ 927,217</u></u>	<u><u>\$ 115,405</u></u>	<u><u>\$ (811,812)</u></u>

See accompanying notes to the financial statements

**STATE OF ARIZONA
GENERAL FUND
COMPARATIVE STATEMENT OF REVENUES, EXPENDITURES AND
CHANGES IN FUND BALANCE
FOR THE FISCAL YEARS ENDED JUNE 30, 2002 AND 2001
(expressed in thousands)**

	Fiscal Year 2001-2002	Fiscal Year 2000-2001	Increase (Decrease)
REVENUES:			
Taxes:			
Sales and Use	\$ 2,997,966	\$ 2,982,051	\$ 15,915
Income	2,011,049	2,445,472	(434,423)
Property	40,823	45,793	(4,970)
Luxury	66,070	65,569	501
Insurance Premium	195,332	183,732	11,600
Motor Vehicle License	70	477	(407)
Estate	80,552	74,652	5,900
Other Taxes	644	684	(40)
Total Tax Revenues	\$ 5,392,506	\$ 5,798,430	\$ (405,924)
Non-Tax Revenues:			
Lottery Proceeds	\$ 31,000	\$ 21,000	\$ 10,000
Disproportionate Share, Net	87,624	39,907	47,717
Licenses, Fees, Sales and Permits	159,341	174,029	(14,688)
Interest Earnings	33,034	89,926	(56,892)
Total Non-Tax Revenues	\$ 310,999	\$ 324,862	\$ (13,863)
TOTAL REVENUES	\$ 5,703,505	\$ 6,123,292	\$ (419,787)
EXPENDITURES:			
General Government	\$ 352,502	\$ 392,071	\$ (39,569)
Health and Welfare	1,283,132	1,337,847	(54,715)
Inspection and Regulation	42,094	43,144	(1,050)
Education	3,565,832	3,867,946	(302,114)
Protection and Safety	675,407	739,905	(64,498)
Transportation	3,585	36,830	(33,245)
Natural Resources	66,542	64,788	1,754
TOTAL EXPENDITURES	\$ 5,989,094	\$ 6,482,531	\$ (493,437)
EXCESS REVENUES OVER (UNDER) EXPENDITURES	\$ (285,589)	\$ (359,239)	\$ 73,650
OTHER FINANCING SOURCES (USES):			
General Fund			
Transfers In	\$ 400,965	\$ 87,555	\$ 313,410
Transfers Out to School Facilities Board	(382,000)	0	(382,000)
Transfers In from Budget Stabilization Fund	166,150	0	166,150
Fiscal Year End Transfer from Budge Stabilization Fund	84,398	0	84,398
Budget Stabilization Fund			
Interest Earnings	10,943	24,110	(13,167)
Loss on Sales of Investments	(8,669)	0	(8,669)
Transfers In	0	36,000	(36,000)
Transfers Out - State Hospital Construction	(20,000)	(20,000)	0
Transfers Out - Alternative Fuel Recovery	(37,377)	(74,580)	37,203
Transfers Out to General Fund	(166,150)	0	(166,150)
Fiscal Year End Transfer to General Fund	(84,398)	0	(84,398)
TOTAL OTHER FINANCING SOURCES (USES)	\$ (36,138)	\$ 53,085	\$ (89,223)
REVENUES AND OTHER FINANCING SOURCES OVER (UNDER) EXPENDITURES AND OTHER FINANCING USES	\$ (321,727)	\$ (306,154)	\$ (15,573)
BEGINNING FUND BALANCES	\$ 437,132	\$ 743,286	\$ (306,154)
ENDING FUND BALANCES	\$ 115,405	\$ 437,132	\$ (321,727)

See accompanying notes to financial statements

**STATE OF ARIZONA
GENERAL FUND
STATEMENT OF EXPENDITURES - APPROPRIATION TO ACTUAL
BUDGETARY (LEGAL) BASIS
FOR THE YEAR ENDED JUNE 30, 2002**

	JULY 1, 2001 CONTINUING APPROPRIATION AUTHORITY	GENERAL APPROPRIATIONS
GENERAL GOVERNMENT		
DEPARTMENT OF ADMINISTRATION		
Operating Lump Sum Appropriation	\$ 0	\$ 20,464,200
Military Airport Preservation Committee	107,500	0
Capitol Land Exchange	58	0
Performance Based Incentives	200,000	0
Salary Adjustments	0	4,076,700
Classification Salary Adjustments	0	4,497,400
General Relief	0	0
Woolsey Flood District	0	0
Consumer Loss Recovery Program Operating Costs	781,197	0
Arizona Financial Information System	0	1,906,100
ENSCO	0	4,586,700
State Electronic Commerce General Fund Appropriation	0	0
Administrative Adjustments	0	0
TOTAL AGENCY	<u>\$ 1,088,755</u>	<u>\$ 35,531,100</u>
OFFICE OF ADMINISTRATIVE HEARING		
Operating Lump Sum Appropriation	\$ 0	\$ 1,251,100
Administrative Adjustments	0	0
TOTAL AGENCY	<u>\$ 0</u>	<u>\$ 1,251,100</u>
ATTORNEY GENERAL		
Operating Lump Sum Appropriation	\$ 0	\$ 26,712,100
State Grand Jury	0	158,300
Victims Rights Implementation	0	505,000
Property Tax Supplemental	301	0
Alternative Fuel Program	0	397,400
Administrative Adjustments	0	0
TOTAL AGENCY	<u>\$ 301</u>	<u>\$ 27,772,800</u>
DEPARTMENT OF COMMERCE		
Operating Lump Sum Appropriation	\$ 0	\$ 4,169,100
Motion Picture Development	0	640,400
Apprenticeship Services Office	0	152,900
High Technology Clusters	36	0
NAFTA Agreement Projects	38,042	0
NAFTA Projects - Initial Phase	19,874	0
Agriculture Preservation District	0	0
APNE	0	0

See accompanying notes to financial statements

SUPPLEMENTAL APPROPRIATIONS, MID-YEAR REVERSIONS AND ADJUSTMENTS	NET APPROPRIATIONS	EXPENDITURES	LAPSED APPROPRIATION AUTHORITY	JUNE 30, 2002 CONTINUING APPROPRIATION AUTHORITY
\$ (986,872)	\$ 19,477,328	\$ 18,434,431	\$ 1,042,897	\$ 0
0	107,500	0	0	107,500
(58)	0	0	0	0
0	200,000	5	0	199,995
(3,971,500)	105,200	0	105,200	0
(4,497,400)	0	0	0	0
184,305	184,305	184,305	0	0
46,138	46,138	46,138	0	0
0	781,197	37,774	0	743,423
0	1,906,100	1,551,814	354,286	0
0	4,586,700	4,585,700	1,000	0
0	0	0	0	0
980,398	980,398	980,398	0	0
<u>\$ (8,244,989)</u>	<u>\$ 28,374,866</u>	<u>\$ 25,820,565</u>	<u>\$ 1,503,383</u>	<u>\$ 1,050,918</u>
\$ (57,562)	\$ 1,193,538	\$ 1,193,538	\$ 0	\$ 0
6,119	6,119	6,119	0	0
<u>\$ (51,443)</u>	<u>\$ 1,199,657</u>	<u>\$ 1,199,657</u>	<u>\$ 0</u>	<u>\$ 0</u>
\$ (956,876)	\$ 25,755,224	\$ 25,681,020	\$ 74,204	\$ 0
100	158,400	158,219	181	0
(505,000)	0	0	0	0
0	301	0	0	301
(339,200)	58,200	58,200	0	0
119,505	119,505	119,505	0	0
<u>\$ (1,681,471)</u>	<u>\$ 26,091,630</u>	<u>\$ 26,016,944</u>	<u>\$ 74,385</u>	<u>\$ 301</u>
\$ (443,737)	\$ 3,725,363	\$ 3,561,237	\$ 164,126	\$ 0
(50,876)	589,524	559,866	29,658	0
(82)	152,818	134,585	18,233	0
0	36	0	0	36
0	38,042	265	0	37,777
0	19,874	0	0	19,874
500,000	500,000	32,115	0	467,885
750,000	750,000	31,350	0	718,650

See accompanying notes to financial statements

**STATE OF ARIZONA
GENERAL FUND
STATEMENT OF EXPENDITURES - APPROPRIATION TO ACTUAL
BUDGETARY (LEGAL) BASIS
FOR THE YEAR ENDED JUNE 30, 2002**

	JULY 1, 2001 CONTINUING APPROPRIATION AUTHORITY	GENERAL APPROPRIATIONS
Special Needs Housing	0	0
Administrative Adjustments	0	0
TOTAL AGENCY	<u>\$ 57,952</u>	<u>\$ 4,962,400</u>
 STATE BOARD OF EQUALIZATION		
Operating Lump Sum Appropriation	\$ 0	\$ 644,300
Administrative Adjustments	0	0
TOTAL AGENCY	<u>\$ 0</u>	<u>\$ 644,300</u>
 GOVERNMENT INFORMATION TECHNOLOGY AGENCY		
Year 2000 - Agency Projects	\$ 0	\$ 0
TOTAL AGENCY	<u>\$ 0</u>	<u>\$ 0</u>
 OFFICE OF THE GOVERNOR		
Operating Lump Sum Appropriation FY01 - 02	\$ 0	\$ 6,351,400
Operating Lump Sum Appropriation FY00 - 01	287,840	0
Operating Lump Sum Appropriation FY99 - 00	254,993	0
Operating Lump Sum Appropriation FY98 - 99	123,782	0
Operating Lump Sum Appropriation FY97 - 98	85,559	0
Operating Lump Sum Appropriation FY96 - 97	1	0
Operating Lump Sum Appropriation FY94 - 95	1,311	0
Operating Lump Sum Appropriation FY91 - 92	461	0
Arizona - Sonora Study Implementation FY00 - 01	10,200	0
Emergency Proclamation	0	0
Border Volunteer Corps FY95 - 96	74,888	0
Border Volunteer Corps FY94 - 95	37,631	0
Governor's Telecommunication	504	0
Office of Sonora	7,783	0
Protocol	9,220	0
Governor's Office for Excellence in Government	0	1,602,200
Governor's Office of Strategic Planning and Budgeting	0	1,962,900
Governor's Office of Equal Opportunity	0	238,400
Administrative Adjustments	0	0
TOTAL AGENCY	<u>\$ 894,173</u>	<u>\$ 10,154,900</u>
 DEPARTMENT OF HOUSING DEVELOPMENT		
Special Needs Housing	\$ 0	\$ 77,800
TOTAL AGENCY	<u>\$ 0</u>	<u>\$ 77,800</u>
 INDEPENDENT REDISTRICTING COMMISSION		
Operating Lump Sum Appropriation	\$ 5,753,685	\$ 0
TOTAL AGENCY	<u>\$ 5,753,685</u>	<u>\$ 0</u>

See accompanying notes to financial statements

SUPPLEMENTAL APPROPRIATIONS, MID-YEAR REVERSIONS AND ADJUSTMENTS	NET APPROPRIATIONS	EXPENDITURES	LAPSED APPROPRIATION AUTHORITY	JUNE 30, 2002 CONTINUING APPROPRIATION AUTHORITY
0	0	0	0	0
18,607	18,607	18,607	0	0
<u>\$ 773,912</u>	<u>\$ 5,794,264</u>	<u>\$ 4,338,025</u>	<u>\$ 212,017</u>	<u>\$ 1,244,222</u>
\$ (32,975)	\$ 611,325	\$ 591,738	\$ 19,587	\$ 0
1,522	1,522	1,522	0	0
<u>\$ (31,453)</u>	<u>\$ 612,847</u>	<u>\$ 593,260</u>	<u>\$ 19,587</u>	<u>\$ 0</u>
\$ 0	\$ 0	\$ 0	\$ 0	\$ 0
<u>\$ 0</u>	<u>\$ 0</u>	<u>\$ 0</u>	<u>\$ 0</u>	<u>\$ 0</u>
\$ (294,571)	\$ 6,056,829	\$ 5,761,621	\$ 0	\$ 295,208
0	287,840	(54,830)	0	342,670
0	254,993	27,368	0	227,625
0	123,782	123,782	0	0
0	85,559	85,559	0	0
0	1	0	0	1
0	1,311	1,311	0	0
0	461	461	0	0
0	10,200	5,000	0	5,200
0	0	0	0	0
0	74,888	3,343	0	71,545
0	37,631	2,926	0	34,705
0	504	0	0	504
0	7,783	0	0	7,783
0	9,220	9,220	0	0
(81,640)	1,520,560	1,289,490	231,070	0
(99,200)	1,863,700	1,808,203	55,497	0
500	238,900	182,609	56,291	0
58,388	58,388	58,388	0	0
<u>\$ (416,523)</u>	<u>\$ 10,632,550</u>	<u>\$ 9,304,451</u>	<u>\$ 342,858</u>	<u>\$ 985,241</u>
\$ (77,800)	\$ 0	\$ 0	\$ 0	\$ 0
<u>\$ (77,800)</u>	<u>\$ 0</u>	<u>\$ 0</u>	<u>\$ 0</u>	<u>\$ 0</u>
\$ 0	\$ 5,753,685	\$ 3,339,002	\$ 0	\$ 2,414,683
<u>\$ 0</u>	<u>\$ 5,753,685</u>	<u>\$ 3,339,002</u>	<u>\$ 0</u>	<u>\$ 2,414,683</u>

See accompanying notes to financial statements

**STATE OF ARIZONA
GENERAL FUND
STATEMENT OF EXPENDITURES - APPROPRIATION TO ACTUAL
BUDGETARY (LEGAL) BASIS
FOR THE YEAR ENDED JUNE 30, 2002**

	JULY 1, 2001 CONTINUING APPROPRIATION AUTHORITY	GENERAL APPROPRIATIONS
SUPREME COURT		
Operating Lump Sum Appropriation	\$ 0	\$ 11,332,000
Commission on Judicial Conduct	0	341,000
Judicial Assistance	0	87,400
Judicial Education	0	243,800
State Grand Jury Expenses	0	440,000
Judicial Performance Review	0	357,300
Post Conviction Relief	0	150,000
Elder Law Representation	795	0
State Aid to the Courts Fund	0	1,721,100
Administrative Adjustments	0	0
FOSTER CARE REVIEW BOARD		
Operating Lump Sum Appropriation	0	2,160,700
Model Court	0	528,400
TOTAL AGENCY	\$ 795	\$ 17,361,700
COURT OF APPEALS		
Division I - Operating Lump Sum Appropriation	\$ 0	\$ 7,291,800
Division II - Operating Lump Sum Appropriation	0	3,462,400
Division I - Administrative Adjustments	0	0
Division II - Administrative Adjustments	0	0
TOTAL AGENCY	\$ 0	\$ 10,754,200
SUPERIOR COURT		
Operating Lump Sum Appropriation	\$ 0	\$ 12,407,300
Juvenile Treatment Services	0	24,946,200
Progressively Increasing Consequences	0	9,724,400
Juvenile Intensive Probation	0	13,381,200
Juvenile Probation State Aid	0	8,677,100
Adult Intensive Probation	0	21,148,400
Adult Probation Enhancement	0	27,628,100
Interstate Compact Adult Probation	0	1,447,100
Family Counseling	0	660,400
Community Punishment	0	3,907,000
Child Support Enforcement	0	1,012,600
Administrative Adjustments	0	0
TOTAL AGENCY	\$ 0	\$ 124,939,800
SENATE		
Operating Lump Sum Appropriation FY01 - 02	\$ 0	\$ 7,086,500
Operating Lump Sum Appropriation FY00 - 01	707,236	0

See accompanying notes to financial statements

SUPPLEMENTAL APPROPRIATIONS, MID-YEAR REVERSIONS AND ADJUSTMENTS	NET APPROPRIATIONS	EXPENDITURES	LAPSED APPROPRIATION AUTHORITY	JUNE 30, 2002 CONTINUING APPROPRIATION AUTHORITY
\$ (118,200)	\$ 11,213,800	\$ 11,117,609	\$ 96,191	\$ 0
(1,900)	339,100	337,336	1,764	0
(100)	87,300	85,718	1,582	0
(13,400)	230,400	201,926	28,474	0
(203,644)	236,356	132,958	103,398	0
(6,200)	351,100	348,576	2,524	0
92,800	242,800	240,975	1,825	0
0	795	0	0	795
0	1,721,100	1,720,773	327	0
93,450	93,450	79,608	13,842	0
(60,900)	2,099,800	2,092,823	6,977	0
(14,100)	514,300	514,266	34	0
<u>\$ (232,194)</u>	<u>\$ 17,130,301</u>	<u>\$ 16,872,568</u>	<u>\$ 256,938</u>	<u>\$ 795</u>
\$ (57,000)	\$ 7,234,800	\$ 7,234,716	\$ 84	\$ 0
(25,000)	3,437,400	3,437,362	38	0
12,048	12,048	12,048	0	0
5,545	5,545	5,545	0	0
<u>\$ (64,407)</u>	<u>\$ 10,689,793</u>	<u>\$ 10,689,671</u>	<u>\$ 122</u>	<u>\$ 0</u>
\$ 0	\$ 12,407,300	\$ 12,377,355	\$ 29,945	\$ 0
(1,651,100)	23,295,100	23,028,561	266,539	0
(624,700)	9,099,700	9,099,700	0	0
(371,900)	13,009,300	12,916,383	92,917	0
(806,500)	7,870,600	7,859,342	11,258	0
(1,379,400)	19,769,000	19,624,247	144,753	0
(1,127,000)	26,501,100	26,414,239	86,861	0
(140,900)	1,306,200	1,305,189	1,011	0
0	660,400	656,252	4,148	0
(600,300)	3,306,700	3,278,303	28,397	0
(15,500)	997,100	910,907	86,193	0
136,499	136,499	136,499	0	0
<u>\$ (6,580,801)</u>	<u>\$ 118,358,999</u>	<u>\$ 117,606,977</u>	<u>\$ 752,022</u>	<u>\$ 0</u>
\$ (325,400)	\$ 6,761,100	\$ 6,750,334	\$ 0	\$ 10,766
0	707,236	689,969	0	17,267

See accompanying notes to financial statements

**STATE OF ARIZONA
GENERAL FUND
STATEMENT OF EXPENDITURES - APPROPRIATION TO ACTUAL
BUDGETARY (LEGAL) BASIS
FOR THE YEAR ENDED JUNE 30, 2002**

	JULY 1, 2001 CONTINUING APPROPRIATION AUTHORITY	GENERAL APPROPRIATIONS
Operating Lump Sum Appropriation FY99 - 00	1,005,948	0
Operating Lump Sum Appropriation FY98 - 99	525,743	0
Operating Lump Sum Appropriation FY97 - 98	422,916	0
Operating Lump Sum Appropriation FY96 - 97	422,031	0
Operating Lump Sum Appropriation FY95 - 96	420,125	0
Operating Lump Sum Appropriation FY94 - 95	484,773	0
Operating Lump Sum Appropriation FY93 - 94	579,901	0
Operating Lump Sum Appropriation FY92 - 93	5,903	0
TOTAL AGENCY	\$ 4,574,576	\$ 7,086,500
 HOUSE OF REPRESENTATIVES		
Operating Lump Sum Appropriation FY01 - 02	\$ 0	\$ 12,147,600
Operating Lump Sum Appropriation FY00 - 01	908,342	0
Operating Lump Sum Appropriation FY99 - 00	381,522	0
Operating Lump Sum Appropriation FY98 - 99	120,465	0
Operating Lump Sum Appropriation FY97 - 98	33,238	0
Operating Lump Sum Appropriation FY96 - 97	183	0
Operating Lump Sum Appropriation FY95 - 96	250	0
TOTAL AGENCY	\$ 1,444,000	\$ 12,147,600
 AUDITOR GENERAL		
Operating Lump Sum Appropriation FY01 - 02	\$ 0	\$ 13,140,900
Operating Lump Sum Appropriation FY00 - 01	651,651	0
Operating Lump Sum Appropriation FY99 - 00	365,533	0
Operating Lump Sum Appropriation FY98 - 99	17,718	0
TOTAL AGENCY	\$ 1,034,902	\$ 13,140,900
 JOINT LEGISLATIVE BUDGET COMMITTEE		
Operating Lump Sum Appropriation FY01 - 02	\$ 0	\$ 2,469,500
Operating Lump Sum Appropriation FY00 - 01	1,027,827	0
TOTAL AGENCY	\$ 1,027,827	\$ 2,469,500
 LEGISLATIVE COUNCIL		
Operating Lump Sum Appropriation FY01 - 02	\$ 0	\$ 5,021,200
Operating Lump Sum Appropriation FY00 - 01	660,501	0
Operating Lump Sum Appropriation FY99 - 00	1,070,092	0
Juvenile Study	19,520	0
Ombudsman FY94 - 95	95,169	0
Ombudsman FY93 - 94	43,000	0
Ombudsman Citizens Aid Office	0	356,900
TOTAL AGENCY	\$ 1,888,282	\$ 5,378,100

See accompanying notes to financial statements

SUPPLEMENTAL APPROPRIATIONS, MID-YEAR REVERSIONS AND ADJUSTMENTS	NET APPROPRIATIONS	EXPENDITURES	LAPSED APPROPRIATION AUTHORITY	JUNE 30, 2002 CONTINUING APPROPRIATION AUTHORITY
0	1,005,948	195,113	0	810,835
0	525,743	0	0	525,743
0	422,916	0	0	422,916
0	422,031	0	0	422,031
0	420,125	0	0	420,125
0	484,773	0	0	484,773
0	579,901	571,230	0	8,671
0	5,903	5,903	0	0
<u>\$ (325,400)</u>	<u>\$ 11,335,676</u>	<u>\$ 8,212,549</u>	<u>\$ 0</u>	<u>\$ 3,123,127</u>
\$ (739,484)	\$ 11,408,116	\$ 10,978,382	\$ 0	\$ 429,734
0	908,342	52,103	0	856,239
0	381,522	21,147	0	360,375
0	120,465	183	0	120,282
0	33,238	0	0	33,238
0	183	0	0	183
0	250	250	0	0
<u>\$ (739,484)</u>	<u>\$ 12,852,116</u>	<u>\$ 11,052,065</u>	<u>\$ 0</u>	<u>\$ 1,800,051</u>
\$ (619,100)	\$ 12,521,800	\$ 11,969,955	\$ 0	\$ 551,845
0	651,651	251,580	0	400,071
0	365,533	2,756	0	362,777
0	17,718	11,704	0	6,014
<u>\$ (619,100)</u>	<u>\$ 13,556,702</u>	<u>\$ 12,235,995</u>	<u>\$ 0</u>	<u>\$ 1,320,707</u>
\$ (169,800)	\$ 2,299,700	\$ 1,148,048	\$ 0	\$ 1,151,652
0	1,027,827	1,027,827	0	0
<u>\$ (169,800)</u>	<u>\$ 3,327,527</u>	<u>\$ 2,175,875</u>	<u>\$ 0</u>	<u>\$ 1,151,652</u>
\$ (283,245)	\$ 4,737,955	\$ 4,593,059	\$ 0	\$ 144,896
0	660,501	196,786	0	463,715
0	1,070,092	179,772	0	890,320
0	19,520	0	0	19,520
0	95,169	0	0	95,169
0	43,000	0	0	43,000
0	356,900	327,362	0	29,538
<u>\$ (283,245)</u>	<u>\$ 6,983,137</u>	<u>\$ 5,296,979</u>	<u>\$ 0</u>	<u>\$ 1,686,158</u>

See accompanying notes to financial statements

**STATE OF ARIZONA
GENERAL FUND
STATEMENT OF EXPENDITURES - APPROPRIATION TO ACTUAL
BUDGETARY (LEGAL) BASIS
FOR THE YEAR ENDED JUNE 30, 2002**

	JULY 1, 2001 CONTINUING APPROPRIATION AUTHORITY	GENERAL APPROPRIATIONS
ADVOCATE FOR PRIVATE PROPERTY RIGHTS		
Operating Lump Sum Appropriation	\$ 0	\$ 98,000
TOTAL AGENCY	<u>\$ 0</u>	<u>\$ 98,000</u>
ARIZONA STATE LIBRARY, ARCHIVES AND PUBLIC RECORDS		
Operating Lump Sum Appropriation FY01 - 02	\$ 0	\$ 7,197,700
Operating Lump Sum Appropriation FY00 - 01	252,055	0
Operating Lump Sum Appropriation FY99 - 00	2,034	0
Grants-In-Aid	0	651,400
Supplemental - State Grants-In-Aid	22,904	0
Statewide Radio Reading Service for the Blind	0	97,000
Museum Furnishings FY90 - 91	2,372	0
TOTAL AGENCY	<u>\$ 279,365</u>	<u>\$ 7,946,100</u>
PERSONNEL BOARD		
Operating Lump Sum Appropriation	\$ 0	\$ 400,300
Administrative Adjustments	0	0
TOTAL AGENCY	<u>\$ 0</u>	<u>\$ 400,300</u>
ARIZONA STATE RETIREMENT SYSTEM		
James J. Burke v. ASRS, Attorney Fees and Costs FY00 - 01	\$ 0	\$ 0
James J. Burke v. ASRS, Attorney Fees and Costs FY99 - 00	578,266	0
TOTAL AGENCY	<u>\$ 578,266</u>	<u>\$ 0</u>
DEPARTMENT OF REVENUE		
Operating Lump Sum Appropriation	\$ 0	\$ 61,139,100
Computer Project	0	339,100
Property Class Consolidation FY00 - 01	1,426	0
Property Class Consolidation FY99 - 00	5,220	0
Alternative Fuel	0	545,300
Refund Offset Program	0	0
Administrative Adjustments	0	0
TOTAL AGENCY	<u>\$ 6,646</u>	<u>\$ 62,023,500</u>
DEPARTMENT OF STATE - SECRETARY OF STATE		
Operating Lump Sum Appropriation	\$ 0	\$ 2,291,700
Elections	0	903,700
Administrative Adjustments	0	0
TOTAL AGENCY	<u>\$ 0</u>	<u>\$ 3,195,400</u>
STATE BOARD OF TAX APPEALS		
Operating Lump Sum Appropriation	\$ 0	\$ 316,000

See accompanying notes to financial statements

SUPPLEMENTAL APPROPRIATIONS, MID-YEAR REVERSIONS AND ADJUSTMENTS	NET APPROPRIATIONS	EXPENDITURES	LAPSED APPROPRIATION AUTHORITY	JUNE 30, 2002 CONTINUING APPROPRIATION AUTHORITY
\$ (79,655)	\$ 18,345	\$ 18,345	\$ 0	\$ 0
<u>\$ (79,655)</u>	<u>\$ 18,345</u>	<u>\$ 18,345</u>	<u>\$ 0</u>	<u>\$ 0</u>
\$ (384,000)	\$ 6,813,700	\$ 6,730,224	\$ 0	\$ 83,476
0	252,055	146,451	0	105,604
0	2,034	2,034	0	0
0	651,400	522,743	0	128,657
0	22,904	22,904	0	0
0	97,000	97,000	0	0
0	2,372	0	0	2,372
<u>\$ (384,000)</u>	<u>\$ 7,841,465</u>	<u>\$ 7,521,356</u>	<u>\$ 0</u>	<u>\$ 320,109</u>
\$ (18,654)	\$ 381,646	\$ 291,985	\$ 89,661	\$ 0
738	738	738	0	0
<u>\$ (17,916)</u>	<u>\$ 382,384</u>	<u>\$ 292,723</u>	<u>\$ 89,661</u>	<u>\$ 0</u>
\$ 6,300,000	\$ 6,300,000	\$ 2,819,181	\$ 0	\$ 3,480,819
0	578,266	578,266	0	0
<u>\$ 6,300,000</u>	<u>\$ 6,878,266</u>	<u>\$ 3,397,447</u>	<u>\$ 0</u>	<u>\$ 3,480,819</u>
\$ (1,938,871)	\$ 59,200,229	\$ 57,655,254	\$ 1,544,975	\$ 0
(339,100)	0	0	0	0
0	1,426	0	1,426	0
0	5,220	0	0	5,220
(25,000)	520,300	454,891	65,409	0
126,250	126,250	126,250	0	0
291,297	291,297	291,297	0	0
<u>\$ (1,885,424)</u>	<u>\$ 60,144,722</u>	<u>\$ 58,527,692</u>	<u>\$ 1,611,810</u>	<u>\$ 5,220</u>
\$ (86,834)	\$ 2,204,866	\$ 2,161,116	\$ 43,750	\$ 0
(43,662)	860,038	805,917	54,121	0
19,122	19,122	19,122	0	0
<u>\$ (111,374)</u>	<u>\$ 3,084,026</u>	<u>\$ 2,986,155</u>	<u>\$ 97,871</u>	<u>\$ 0</u>
\$ (14,459)	\$ 301,541	\$ 231,504	\$ 70,037	\$ 0

See accompanying notes to financial statements

**STATE OF ARIZONA
GENERAL FUND
STATEMENT OF EXPENDITURES - APPROPRIATION TO ACTUAL
BUDGETARY (LEGAL) BASIS
FOR THE YEAR ENDED JUNE 30, 2002**

	JULY 1, 2001 CONTINUING APPROPRIATION AUTHORITY	GENERAL APPROPRIATIONS
Administrative Adjustments	0	0
TOTAL AGENCY	<u>\$ 0</u>	<u>\$ 316,000</u>
 OFFICE OF TOURISM		
Transfer to Tourism Fund (Laws 2001, Chapter 236, Section 97)	\$ 0	\$ 11,420,800
Administrative Adjustments	0	0
TOTAL AGENCY	<u>\$ 0</u>	<u>\$ 11,420,800</u>
 STATE TREASURER		
Operating Lump Sum Appropriation	\$ 0	\$ 2,517,600
Justice of the Peace Salaries	0	2,921,000
Community College Reimbursements	0	0
Corporate Income Tax Transfer to WQARF	0	0
Property Tax Refund	0	200,000
Administrative Adjustments	0	0
TOTAL AGENCY	<u>\$ 0</u>	<u>\$ 5,638,600</u>
 COMMISSION ON UNIFORM STATE LAWS		
Operating Lump Sum Appropriation	\$ 0	\$ 44,900
TOTAL AGENCY	<u>\$ 0</u>	<u>\$ 44,900</u>
 TOTAL GENERAL GOVERNMENT		
	<u>\$ 18,629,525</u>	<u>\$ 364,756,300</u>
 HEALTH AND WELFARE		
ARIZONA HEALTH CARE COST CONTAINMENT SYSTEM		
Mental Health - Adults	\$ 42,763	\$ 0
ADMINISTRATION		
Operating Lump Sum Appropriation	0	31,879,800
DOA Data Center Charges	0	1,760,000
Indian Advisory Council	0	114,100
DES Eligibility	0	22,615,200
DES Title XIX Pass Through	0	130,000
DHS Title XIX Pass Through	0	942,000
Finger Imaging	0	950,000
Breast and Cervical Cancer Treatment	0	0
ACUTE CARE		
Capitation	0	231,844,300
Fee for Service	0	30,283,700
Reinsurance	0	18,553,100
Medicare Premiums	0	9,315,500
Disproportionate Share Payments	0	0

See accompanying notes to financial statements

SUPPLEMENTAL APPROPRIATIONS, MID-YEAR REVERSIONS AND ADJUSTMENTS	NET APPROPRIATIONS	EXPENDITURES	LAPSED APPROPRIATION AUTHORITY	JUNE 30, 2002 CONTINUING APPROPRIATION AUTHORITY
40	40	40	0	0
\$ (14,419)	\$ 301,581	\$ 231,544	\$ 70,037	\$ 0
\$ (1,088,379)	\$ 10,332,421	\$ 10,332,421	\$ 0	\$ 0
2,900	2,900	2,900	0	0
\$ (1,085,479)	\$ 10,335,321	\$ 10,335,321	\$ 0	\$ 0
\$ (121,976)	\$ 2,395,624	\$ 2,389,929	\$ 5,695	\$ 0
(138,419)	2,782,581	2,334,985	447,596	0
3,538,665	3,538,665	3,538,665	0	0
5,000,000	5,000,000	5,000,000	0	0
(9,478)	190,522	70,427	0	120,095
70,751	70,751	70,751	0	0
\$ 8,339,543	\$ 13,978,143	\$ 13,404,757	\$ 453,291	\$ 120,095
\$ (3,490)	\$ 41,410	\$ 41,410	\$ 0	\$ 0
\$ (3,490)	\$ 41,410	\$ 41,410	\$ 0	\$ 0
\$ (7,686,412)	\$ 375,699,413	\$ 351,511,333	\$ 5,483,982	\$ 18,704,098
\$ 0	\$ 42,763	\$ 0	\$ 0	\$ 42,763
(1,639,000)	30,240,800	28,544,517	1,696,283	0
(137,000)	1,623,000	1,376,895	246,105	0
(4,500)	109,600	92,474	17,126	0
54,200	22,669,400	22,615,200	54,200	0
200	130,200	130,000	200	0
1,500	943,500	547,975	395,525	0
(750,000)	200,000	200,000	0	0
52,730	52,730	0	0	52,730
(2,699,656)	229,144,644	228,070,261	1,074,383	0
(588,200)	29,695,500	23,542,406	6,153,094	0
(292,331)	18,260,769	15,225,614	3,035,155	0
200,000	9,515,500	9,487,520	27,980	0
37,777,440	37,777,440	30,685,890	7,091,550	0

See accompanying notes to financial statements

**STATE OF ARIZONA
GENERAL FUND
STATEMENT OF EXPENDITURES - APPROPRIATION TO ACTUAL
BUDGETARY (LEGAL) BASIS
FOR THE YEAR ENDED JUNE 30, 2002**

	JULY 1, 2001 CONTINUING APPROPRIATION AUTHORITY	GENERAL APPROPRIATIONS
Graduate Medical Education	0	6,508,500
Apache County Claims for Tribal Members	681,296	0
Navajo County Claims for Tribal Members	561,290	0
Budget Neutrality Compliance Deposit	0	0
Breast and Cervical Cancer Treatment Program	0	0
County Net Loss Offset	0	0
Critical Access Hospitals	0	0
Freedom to Work Program Expense General	0	0
Medical Services Stabilization Fund Reimbursement for Decreased FY01		
Disproportionate Share Revenue	0	0
State Emergency Services	0	0
State Emergency Services	0	0
LONG TERM CARE		
Operating Lump Sum Appropriation	0	48,318,100
Administrative Adjustments	0	0
TOTAL AGENCY	\$ 1,285,349	\$ 403,214,300

DEPARTMENT OF ECONOMIC SECURITY

ADMINISTRATION

ADM Operating Lump Sum Appropriation	\$ 0	\$ 31,729,000
ADM Finger Imaging	0	572,900
ADM Lease Purchase Equipment	0	1,855,100
ADM Attorney General Legal Services	0	345,600

DEVELOPMENTAL DISABILITIES

DDD Operating Lump Sum Appropriation	0	4,897,100
DDD Case Management	0	3,055,600
DDD Home and Community Based Services	0	28,531,500
DDD Institutional Services	0	294,900
DDD Arizona Training Program at Coolidge	0	5,548,200
State Funded LTC Services	0	3,459,000

LONG TERM CARE SYSTEM

LTC Operating Lump Sum Appropriation	0	5,250,800
LTC Case Management	0	5,742,800
LTC Home and Community Based Services	0	106,086,600
LTC Institutional Services	0	3,388,100
LTC Medical Services	0	16,770,100
LTC Arizona Training Program at Coolidge	0	3,032,500

BENEFITS AND MEDICAL ELIGIBILITY

DBME Operating Lump Sum Appropriation	0	24,502,200
DBME TANF Cash Benefits	0	51,410,700
DBME General Assistance FY01 - 02	0	4,260,800
DBME Institutional Support Payments	0	266,400

See accompanying notes to financial statements

SUPPLEMENTAL APPROPRIATIONS, MID-YEAR REVERSIONS AND ADJUSTMENTS	NET APPROPRIATIONS	EXPENDITURES	LAPSED APPROPRIATION AUTHORITY	JUNE 30, 2002 CONTINUING APPROPRIATION AUTHORITY
0	6,508,500	6,508,467	33	0
0	681,296	478,275	0	203,021
0	561,290	544,847	0	16,443
70,055,900	70,055,900	69,331,100	0	724,800
1,247,270	1,247,270	3,677	0	1,243,593
5,432,500	5,432,500	5,432,500	0	0
128,991	128,991	65,153	63,838	0
0	0			0
13,405,600	13,405,600	13,405,600	0	0
8,421,593	8,421,593	8,421,593	0	0
1,100,000	1,100,000	0	0	1,100,000
1,305,300	49,623,400	44,903,374	4,720,026	0
1,879,280	1,879,280	1,879,280	0	0
<u>\$ 134,951,817</u>	<u>\$ 539,451,466</u>	<u>\$ 511,492,618</u>	<u>\$ 24,575,498</u>	<u>\$ 3,383,350</u>
\$ (1,340,000)	\$ 30,389,000	\$ 29,890,400	\$ 498,600	\$ 0
100	573,000	572,900	100	0
0	1,855,100	1,855,100	0	0
90,900	436,500	436,500	0	0
13,600	4,910,700	4,910,700	0	0
832,600	3,888,200	3,888,200	0	0
(4,234,200)	24,297,300	22,686,208	1,611,092	0
0	294,900	103,934	190,966	0
(524,500)	5,023,700	4,976,545	47,155	0
1,155,700	4,614,700	4,461,400	153,300	0
(61,200)	5,189,600	5,189,600	0	0
(80,800)	5,662,000	5,662,000	0	0
(10,400)	106,076,200	106,076,200	0	0
(9,100)	3,379,000	3,379,000	0	0
(11,900)	16,758,200	16,758,200	0	0
(61,700)	2,970,800	2,970,800	0	0
749,900	25,252,100	25,252,100	0	0
0	51,410,700	49,388,806	2,021,894	0
1,325,200	5,586,000	5,423,989	162,011	0
(67,000)	199,400	182,905	16,495	0

See accompanying notes to financial statements

**STATE OF ARIZONA
GENERAL FUND
STATEMENT OF EXPENDITURES - APPROPRIATION TO ACTUAL
BUDGETARY (LEGAL) BASIS
FOR THE YEAR ENDED JUNE 30, 2002**

	JULY 1, 2001 CONTINUING APPROPRIATION AUTHORITY	GENERAL APPROPRIATIONS
	<u>0</u>	<u>0</u>
DBME Tuberculosis Control	0	32,200
DBME Outreach and Naturalization	0	250,000
DBME Tribal Pass-Through Funding	0	4,212,800
CHILD SUPPORT ENFORCEMENT		
DCSE Operating Lump Sum Appropriation	0	4,285,100
DCSE Genetic Testing	0	72,400
DCSE Central Payment Processing	0	444,700
DCSE Attorney General Legal Services	0	59,300
AGING AND COMMUNITY SERVICES		
DACS Operating Lump Sum Appropriation	0	5,385,600
DACS Community and Emergency Services	0	983,500
DACS Coordinated Hunger Program	0	1,286,600
DACS Information and Referral	0	115,400
DACS Coordinated Homeless Program	0	1,155,400
DACS Adult Services	0	11,496,300
DACS Domestic Violence Prevention	0	2,257,900
DACS Long Term Care Ombudsman	0	359,500
DACS Domestic Violence Shelter Program FY01 - 02	0	0
DACS Domestic Violence Shelter Program FY00 - 01	152,392	0
DACS Domestic Violence Shelter Program FY99 - 00	73,268	0
DACS Domestic Violence Legal Assistance	0	0
DACS/CSAA Food Bank	314	0
CHILDREN, YOUTH AND FAMILIES		
DCYF Operating Lump Sum Appropriation	0	27,588,400
DCYF Children Service FY01 - 02	0	31,012,200
DCYF Intensive Family Service	0	3,035,600
DCYF High Risk Infant Service	0	686,300
DCYF Adoption Services	0	21,734,800
DCYF Child Severance Project	0	146,500
DCYF Healthy Families Pilot	66,568	0
DCYF Family Builders Pilot FY01 - 02	0	1,802,800
DCYF Family Builders Pilot FY00 - 01	334,312	0
DCYF Comprehensive Medical and Dental Program	0	2,779,900
DCYF Attorney General Legal Services	0	4,246,400
DCYF CPS Incentive Pay Program	0	240,000
DCYF CPS Appeals	0	597,800
DCYF CPS Substance Abuse Treatment	0	224,500
DCYF Permanent Guardianship Subsidy	0	124,000
DCYF IV-E Cost Allocation Contingency	0	0
EMPLOYMENT AND REHABILITATIVE SERVICES		
DERS Operating Lump Sum Appropriation	0	4,758,100
DERS Job Search Stipends	0	93,900

See accompanying notes to financial statements

SUPPLEMENTAL APPROPRIATIONS, MID-YEAR REVERSIONS AND ADJUSTMENTS	NET APPROPRIATIONS	EXPENDITURES	LAPSED APPROPRIATION AUTHORITY	JUNE 30, 2002 CONTINUING APPROPRIATION AUTHORITY
(10,000)	22,200	20,862	1,338	0
(165,000)	85,000	85,000	0	0
0	4,212,800	4,091,574	121,226	0
(74,600)	4,210,500	4,207,800	2,700	0
(36,400)	36,000	36,000	0	0
0	444,700	444,700	0	0
(2,400)	56,900	56,900	0	0
(269,700)	5,115,900	5,107,800	8,100	0
0	983,500	871,468	112,032	0
0	1,286,600	1,234,808	51,792	0
(115,400)	0	0	0	0
0	1,155,400	1,060,810	94,590	0
(505,000)	10,991,300	10,137,070	854,230	0
(250,000)	2,007,900	1,930,234	77,666	0
0	359,500	329,963	29,537	0
300,000	300,000	290,581	0	9,419
0	152,392	78,601	0	73,791
0	73,268	73,268	0	0
200,000	200,000	175,496	0	24,504
(314)	0	0	0	0
4,596,700	32,185,100	30,910,900	1,274,200	0
2,642,900	33,655,100	32,362,160	1,292,940	0
0	3,035,600	2,729,110	306,490	0
(386,000)	300,300	257,774	42,526	0
(155,600)	21,579,200	20,893,052	686,148	0
(146,500)	0	0	0	0
0	66,568	66,568	0	0
(1,628,997)	173,803	172,303	1,500	0
0	334,312	303,470	0	30,842
0	2,779,900	2,329,900	450,000	0
(209,000)	4,037,400	4,037,400	0	0
(124,800)	115,200	0	115,200	0
(80,000)	517,800	517,800	0	0
0	224,500	224,500	0	0
0	124,000	124,000	0	0
0	0	0	0	0
(179,200)	4,578,900	4,578,900	0	0
(74,900)	19,000	19,000	0	0

See accompanying notes to financial statements

**STATE OF ARIZONA
GENERAL FUND
STATEMENT OF EXPENDITURES - APPROPRIATION TO ACTUAL
BUDGETARY (LEGAL) BASIS
FOR THE YEAR ENDED JUNE 30, 2002**

	JULY 1, 2001 CONTINUING APPROPRIATION AUTHORITY	GENERAL APPROPRIATIONS
DERS Vocational Rehabilitation Services	0	3,285,100
DERS Independent Living Rehabilitation Services	0	902,300
DERS Employment Support Services	0	7,093,600
DERS Summer Youth Program FY01 - 02	0	1,000,000
DERS Summer Youth Program FY00 - 01	1,000,000	0
DERS Summer Youth Program FY99 - 00	1,000,000	0
DERS Project Intervention FY01 - 02	0	1,000,000
DERS Project Intervention FY00 - 01	1,000,000	0
DERS Project Intervention FY99 - 00	22,828	0
DERS Summer Youth Employment and Training	0	1,000,000
DERS Daycare Subsidy	0	20,481,900
DERS JOBS	0	2,885,100
Administrative Adjustments	0	0
TOTAL AGENCY	<u>\$ 3,649,682</u>	<u>\$ 470,115,800</u>

DEPARTMENT OF ENVIRONMENTAL QUALITY

Personal Services	\$ 0	\$ 9,122,200
Employee Related Expenditures	0	1,877,300
All Other Operating Expenditures	0	2,024,100
Aquifer Protection Permit Program	0	783,700
Underground Storage Tank Policy Commission	1,994	0
Banking/Trading Study	25,000	0
Catalytic Converter Replacement Program	15,889	0
Environmental Health Reserve FY96 - 97	100,000	0
Environmental Health Reserve FY95 - 96	250,000	0
Environmental Health Reserve FY94 - 95	101,958	0
Clean Water Revolving Fund	0	1,443,200
Safe Drinking Water Revolving Fund	0	1,551,900
Used Oil	0	126,800
Administrative Adjustments	0	0
TOTAL AGENCY	<u>\$ 494,841</u>	<u>\$ 16,929,200</u>

DEPARTMENT OF HEALTH SERVICES

Provider Loan Repayment Program	\$ 25,747	\$ 0
Obstetrics Malpractice Premium	2,900	0
Environmental Assessment Phoenix	2,369	0
90/91 Environmental Assessment Phoenix	8,849	0
ADMINISTRATION		
Personal Services	0	7,089,800
Employee Related Expenditures	0	1,605,200
All Other Operating Expenditures	0	4,759,600
Assurance and Licensure	0	6,280,600

See accompanying notes to financial statements

SUPPLEMENTAL APPROPRIATIONS, MID-YEAR REVERSIONS AND ADJUSTMENTS	NET APPROPRIATIONS	EXPENDITURES	LAPSED APPROPRIATION AUTHORITY	JUNE 30, 2002 CONTINUING APPROPRIATION AUTHORITY
0	3,285,100	3,285,100	0	0
0	902,300	853,814	48,486	0
(2,100,000)	4,993,600	4,122,981	870,619	0
(1,000,000)	0	0	0	0
0	1,000,000	1,000,000	0	0
0	1,000,000	1,000,000	0	0
(1,000,000)	0	0	0	0
0	1,000,000	1,000,000	0	0
0	22,828	0	0	22,828
0	1,000,000	1,000,000	0	0
0	20,481,900	20,481,900	0	0
710,400	3,595,500	3,595,500	0	0
3,897,860	3,897,860	3,897,860	0	0
<u>\$ 1,601,249</u>	<u>\$ 475,366,731</u>	<u>\$ 464,062,414</u>	<u>\$ 11,142,933</u>	<u>\$ 161,384</u>
\$ (2,197,360)	\$ 6,924,840	\$ 6,924,840	\$ 0	\$ 0
(54,140)	1,823,160	1,823,160	0	0
1,201,213	3,225,313	2,926,892	298,421	0
0	783,700	775,959	7,741	0
0	1,994	1,994	0	0
0	25,000	0	0	25,000
0	15,889	0	0	15,889
0	100,000	0	0	100,000
0	250,000	0	0	250,000
0	101,958	0	0	101,958
0	1,443,200	1,443,200	0	0
0	1,551,900	1,551,900	0	0
0	126,800	126,800	0	0
16,556	16,556	16,556	0	0
<u>\$ (1,033,731)</u>	<u>\$ 16,390,310</u>	<u>\$ 15,591,301</u>	<u>\$ 306,162</u>	<u>\$ 492,847</u>
\$ 0	\$ 25,747	\$ 15,000	\$ 0	\$ 10,747
0	2,900	0	0	2,900
0	2,369	0	0	2,369
0	8,849	0	0	8,849
(665,100)	6,424,700	6,424,700	0	0
(83,800)	1,521,400	1,521,400	0	0
(26,400)	4,733,200	4,354,721	378,479	0
40,700	6,321,300	6,035,192	286,108	0

See accompanying notes to financial statements

**STATE OF ARIZONA
GENERAL FUND
STATEMENT OF EXPENDITURES - APPROPRIATION TO ACTUAL
BUDGETARY (LEGAL) BASIS
FOR THE YEAR ENDED JUNE 30, 2002**

	JULY 1, 2001 CONTINUING APPROPRIATION AUTHORITY	GENERAL APPROPRIATIONS
	<hr/>	<hr/>
PUBLIC HEALTH		
Personal Services	0	4,135,800
Employee Related Expenditures	0	1,012,800
All Other Operating Expenditures	0	1,310,900
Tuberculosis Provider Care and Control	0	1,082,000
Vaccines	0	3,415,100
Sexually Transmitted Disease Control	0	52,500
AIDS Reporting and Treatment	0	125,000
Laboratory Services	0	3,149,300
Kidney Program	0	101,000
Direct Grants	0	578,000
Reimbursement to Counties	0	396,300
Loan Repayment Services	0	100,000
Alzheimer's Disease Research	0	1,000,000
Vital Records	271,201	0
FAMILY HEALTH		
Personal Services	0	2,441,600
Employee Related Expenditures	0	572,000
All Other Operating Expenditures	0	788,100
Children's Rehabilitative Services	0	3,693,800
AHCCCS - Children's Rehabilitative Services	0	10,646,600
Adult Cystic Fibrosis	0	223,600
Adult Sickle Cell Anemia	0	70,100
High Risk Perinatal Services	0	3,379,000
Nutrition Services FY01 - 02	0	390,100
County Prenatal Services Grant	0	1,281,100
Teenage Pregnancy Prevention Task Force	0	250,000
Health Start Program FY01 - 02	0	1,205,000
Health Start Program FY00 - 01	131,314	0
Health Start Program FY99 - 00	64,135	0
Children's Physical Activities Program	0	0
BEHAVIORAL HEALTH SERVICES		
Personal Services	0	2,006,700
Employee Related Expenditures	0	516,400
All Other Operating Expenditures	0	1,732,700
Client Satisfaction Incentive Program	0	100,000
RBHA Client Encounter Reports	0	1,848,900
Computer Hardware Lease	0	250,000
Children's Behavioral Health Services	0	10,137,700
Children's Behavioral Health State Match for Title XIX	0	33,384,400
Seriously Emotionally Handicapped Children	0	4,375,300
Seriously Mentally Ill State Match for Title XIX	0	34,671,700

See accompanying notes to financial statements

SUPPLEMENTAL APPROPRIATIONS, MID-YEAR REVERSIONS AND ADJUSTMENTS	NET APPROPRIATIONS	EXPENDITURES	LAPSED APPROPRIATION AUTHORITY	JUNE 30, 2002 CONTINUING APPROPRIATION AUTHORITY
(109,200)	4,026,600	3,982,619	43,981	0
(14,100)	998,700	998,699	1	0
0	1,310,900	1,098,047	212,853	0
0	1,082,000	872,000	210,000	0
(1,063,300)	2,351,800	2,350,101	1,699	0
0	52,500	43,983	8,517	0
0	125,000	93,756	31,244	0
(116,400)	3,032,900	2,936,965	95,935	0
0	101,000	92,583	8,417	0
0	578,000	578,000	0	0
(38,900)	357,400	357,400	0	0
0	100,000	65,861	34,139	0
0	1,000,000	1,000,000	0	0
0	271,201	176,740	0	94,461
(132,900)	2,308,700	2,308,490	210	0
(17,300)	554,700	550,797	3,903	0
(77,000)	711,100	576,372	134,728	0
(106,800)	3,587,000	3,513,124	73,876	0
0	10,646,600	10,646,600	0	0
(13,200)	210,400	205,928	4,472	0
(4,200)	65,900	64,498	1,402	0
(198,400)	3,180,600	2,279,656	900,944	0
(23,100)	367,000	299,952	67,048	0
(72,600)	1,208,500	1,208,378	122	0
(250,000)	0	0	0	0
(1,199,300)	5,700	0	5,700	0
0	131,314	79,338	0	51,976
0	64,135	50,077	0	14,058
0	0	0	0	0
(102,100)	1,904,600	1,826,708	77,892	0
(26,900)	489,500	478,406	11,094	0
(25,000)	1,707,700	1,526,143	181,557	0
(100,000)	0	0	0	0
(1,848,900)	0	0	0	0
(125,000)	125,000	125,000	0	0
(785,900)	9,351,800	9,304,033	47,767	0
4,554,800	37,939,200	37,939,200	0	0
(175,000)	4,200,300	3,322,119	878,181	0
3,891,300	38,563,000	38,563,000	0	0

See accompanying notes to financial statements

**STATE OF ARIZONA
GENERAL FUND
STATEMENT OF EXPENDITURES - APPROPRIATION TO ACTUAL
BUDGETARY (LEGAL) BASIS
FOR THE YEAR ENDED JUNE 30, 2002**

	JULY 1, 2001 CONTINUING APPROPRIATION AUTHORITY	GENERAL APPROPRIATIONS
	<u>0</u>	<u>57,308,800</u>
Seriously Mentally Ill Non-Title XIX	0	57,308,800
Court Monitoring	0	205,700
Psychiatric Review Board	0	86,100
Arnold v. Sam	0	19,500,000
Mental Health Non-Title XIX	0	9,862,100
Substance Abuse Non-Title XIX	0	13,635,400
Mental Health and Substance Abuse State Match	0	8,726,200
Suicide Prevention Program	0	0
ARIZONA STATE HOSPITAL		
Personal Services	0	20,700,200
Employee Related Expenditures	0	5,140,000
All Other Operating Expenditures	0	8,851,700
Sexually Violent Persons	0	9,049,500
ASH Information System	38,816	0
Male Restoration to Competency Program	510,797	0
Self - Care Unit	183,024	0
Community Placement Treatment	0	0
Children's Behavioral Health Services - Tobacco Settlement Account	15,840,279	0
Administrative Adjustments	0	0
TOTAL AGENCY	<u><u>\$ 17,079,431</u></u>	<u><u>\$ 303,224,400</u></u>
 ARIZONA COMMISSION OF INDIAN AFFAIRS		
Operating Lump Sum Appropriation	\$ 0	\$ 235,200
Indian Town Hall FY96 - 97	100	0
Administrative Adjustments	0	0
TOTAL AGENCY	<u><u>\$ 100</u></u>	<u><u>\$ 235,200</u></u>
 ARIZONA PIONEERS' HOME		
Personal Services	\$ 0	\$ 1,644,400
Employee Related Expenditures	0	483,500
Professional and Outside Services	0	162,700
Travel In-State	0	19,200
Food	0	231,800
Prescription Drugs	0	165,300
Administrative Adjustments	0	0
TOTAL AGENCY	<u><u>\$ 0</u></u>	<u><u>\$ 2,706,900</u></u>
 ARIZONA RANGERS' PENSION		
Operating Lump Sum Appropriation	\$ 0	\$ 11,800
TOTAL AGENCY	<u><u>\$ 0</u></u>	<u><u>\$ 11,800</u></u>

See accompanying notes to financial statements

SUPPLEMENTAL APPROPRIATIONS, MID-YEAR REVERSIONS AND ADJUSTMENTS	NET APPROPRIATIONS	EXPENDITURES	LAPSED APPROPRIATION AUTHORITY	JUNE 30, 2002 CONTINUING APPROPRIATION AUTHORITY
(21,144,800)	36,164,000	36,105,456	58,544	0
(8,200)	197,500	197,500	0	0
(3,300)	82,800	76,317	6,483	0
0	19,500,000	19,500,000	0	0
(5,438,456)	4,423,644	4,423,600	44	0
(1,018,600)	12,616,800	12,614,200	2,600	0
3,145,400	11,871,600	11,871,600	0	0
140,000	140,000	0	0	140,000
(2,509,500)	18,190,700	18,182,828	7,872	0
(500,800)	4,639,200	4,634,949	4,251	0
1,274,900	10,126,600	9,230,667	895,933	0
410,100	9,459,600	9,054,190	405,410	0
0	38,816	0	38,816	0
0	510,797	445,248	0	65,549
0	183,024	72,837	0	110,187
5,609,200	5,609,200	5,608,600	600	0
0	15,840,279	4,382,367	0	11,457,912
5,064,748	5,064,748	5,064,748	0	0
<u>\$ (13,893,308)</u>	<u>\$ 306,410,523</u>	<u>\$ 289,330,693</u>	<u>\$ 5,120,822</u>	<u>\$ 11,959,008</u>
\$ (10,663)	\$ 224,537	\$ 222,430	\$ 2,107	\$ 0
0	100	0	0	100
937	937	937	0	0
<u>\$ (9,726)</u>	<u>\$ 225,574</u>	<u>\$ 223,367</u>	<u>\$ 2,107</u>	<u>\$ 100</u>
\$ (1,628,200)	\$ 16,200	\$ 1,553	\$ 14,647	\$ 0
(450,500)	33,000	33,000	0	0
(162,700)	0	0	0	0
(19,200)	0	0	0	0
(231,800)	0	0	0	0
(165,300)	0	0	0	0
3,245	3,245	3,245	0	0
<u>\$ (2,654,455)</u>	<u>\$ 52,445</u>	<u>\$ 37,798</u>	<u>\$ 14,647</u>	<u>\$ 0</u>
\$ 0	\$ 11,800	\$ 11,800	\$ 0	\$ 0
<u>\$ 0</u>	<u>\$ 11,800</u>	<u>\$ 11,800</u>	<u>\$ 0</u>	<u>\$ 0</u>

See accompanying notes to financial statements

**STATE OF ARIZONA
GENERAL FUND
STATEMENT OF EXPENDITURES - APPROPRIATION TO ACTUAL
BUDGETARY (LEGAL) BASIS
FOR THE YEAR ENDED JUNE 30, 2002**

	JULY 1, 2001 CONTINUING APPROPRIATION AUTHORITY	GENERAL APPROPRIATIONS
	<u> </u>	<u> </u>
DEPARTMENT OF VETERANS' SERVICES		
Operating Lump Sum Appropriation	\$ 0	\$ 939,001
State Veterans' Home - Operating Lump Sum Appropriation	0	0
Veterans' Organizations Contracts	0	29,200
Nursing Home Project	3,605	0
Nursing Home Project	18,934	0
Nursing Home Project	13,284	0
Southern Arizona Veterans' Cemetery	0	211,100
Veterans' Conservatorship	0	426,233
Veterans' Services	0	843,366
Administrative Adjustments	0	0
TOTAL AGENCY	<u>\$ 35,823</u>	<u>\$ 2,448,900</u>
TOTAL HEALTH AND WELFARE	<u>\$ 22,545,226</u>	<u>\$ 1,198,886,500</u>
<u>INSPECTION AND REGULATION</u>		
ARIZONA DEPARTMENT OF AGRICULTURE		
Operating Lump Sum Appropriation FY01 - 02	\$ 0	\$ 12,578,200
Agricultural Employment Relations Board	0	23,300
Animal Damage Control	0	65,000
Red Imported Fire Ant	0	355,500
Administrative Adjustments	0	0
TOTAL AGENCY	<u>\$ 0</u>	<u>\$ 13,022,000</u>
STATE BANKING DEPARTMENT		
Operating Lump Sum Appropriation	\$ 0	\$ 2,877,500
Administrative Adjustments	0	0
TOTAL AGENCY	<u>\$ 0</u>	<u>\$ 2,877,500</u>
ARIZONA STATE BOXING COMMISSION		
Operating Lump Sum Appropriation	\$ 0	\$ 82,100
Administrative Adjustments	0	0
TOTAL AGENCY	<u>\$ 0</u>	<u>\$ 82,100</u>
DEPARTMENT OF BUILDING AND FIRE SAFETY		
Operating Lump Sum Appropriation	\$ 0	\$ 3,671,100
Administrative Adjustments	0	0
TOTAL AGENCY	<u>\$ 0</u>	<u>\$ 3,671,100</u>
CORPORATION COMMISSION		
Operating Lump Sum Appropriation	\$ 0	\$ 5,765,800

See accompanying notes to financial statements

SUPPLEMENTAL APPROPRIATIONS, MID-YEAR REVERSIONS AND ADJUSTMENTS	NET APPROPRIATIONS	EXPENDITURES	LAPSED APPROPRIATION AUTHORITY	JUNE 30, 2002 CONTINUING APPROPRIATION AUTHORITY
\$ (17,522)	\$ 921,479	\$ 878,127	\$ 43,352	\$ 0
10,000	10,000	1,017	8,983	0
0	29,200	29,200	0	0
0	3,605	0	0	3,605
0	18,934	0	0	18,934
0	13,284	0	0	13,284
(100,900)	110,200	83,486	26,714	0
1,000	427,233	427,233	0	0
1,200	844,566	829,952	14,614	0
3,098	3,098	3,098	0	0
<u>\$ (103,124)</u>	<u>\$ 2,381,599</u>	<u>\$ 2,252,113</u>	<u>\$ 93,663</u>	<u>\$ 35,823</u>
<u>\$ 118,858,722</u>	<u>\$ 1,340,290,448</u>	<u>\$ 1,283,002,104</u>	<u>\$ 41,255,832</u>	<u>\$ 16,032,512</u>
\$ (782,773)	\$ 11,795,427	\$ 11,734,164	\$ 61,263	\$ 0
0	23,300	10,495	12,805	0
0	65,000	65,000	0	0
(215,500)	140,000	140,000	0	0
40,303	40,303	40,303	0	0
<u>\$ (957,970)</u>	<u>\$ 12,064,030</u>	<u>\$ 11,989,962</u>	<u>\$ 74,068</u>	<u>\$ 0</u>
\$ (140,534)	\$ 2,736,966	\$ 2,695,439	\$ 41,527	\$ 0
2,019	2,019	2,019	0	0
<u>\$ (138,515)</u>	<u>\$ 2,738,985</u>	<u>\$ 2,697,458</u>	<u>\$ 41,527</u>	<u>\$ 0</u>
\$ (4,076)	\$ 78,024	\$ 76,696	\$ 1,328	\$ 0
830	830	830	0	0
<u>\$ (3,246)</u>	<u>\$ 78,854</u>	<u>\$ 77,526</u>	<u>\$ 1,328</u>	<u>\$ 0</u>
\$ (169,530)	\$ 3,501,570	\$ 3,400,585	\$ 100,985	\$ 0
35,146	35,146	35,146	0	0
<u>\$ (134,384)</u>	<u>\$ 3,536,716</u>	<u>\$ 3,435,731</u>	<u>\$ 100,985</u>	<u>\$ 0</u>
\$ (345,711)	\$ 5,420,089	\$ 5,269,574	\$ 150,515	\$ 0

See accompanying notes to financial statements

**STATE OF ARIZONA
GENERAL FUND
STATEMENT OF EXPENDITURES - APPROPRIATION TO ACTUAL
BUDGETARY (LEGAL) BASIS
FOR THE YEAR ENDED JUNE 30, 2002**

	JULY 1, 2001 CONTINUING APPROPRIATION AUTHORITY	GENERAL APPROPRIATIONS
Railroad Warning Systems FY00 - 01	192,000	0
Railroad Warning Systems FY99 - 00	177,616	0
Administrative Adjustments	0	0
TOTAL AGENCY	<u>\$ 369,616</u>	<u>\$ 5,765,800</u>
 DEPARTMENT OF INSURANCE		
Operating Lump Sum Appropriation	\$ 0	\$ 5,706,700
Managed Care Oversight FY01 - 02	0	633,000
Managed Care Oversight FY00 - 01	163,548	0
Managed Care; Health Care Appeals FY97 - 98	9,592	0
Captive Insurer	0	0
Administrative Adjustments	0	0
TOTAL AGENCY	<u>\$ 173,140</u>	<u>\$ 6,339,700</u>
 DEPARTMENT OF LIQUOR LICENSES AND CONTROL		
Operating Lump Sum Appropriation	\$ 0	\$ 2,587,400
Administrative Adjustments	0	0
TOTAL AGENCY	<u>\$ 0</u>	<u>\$ 2,587,400</u>
 STATE MINE INSPECTOR		
Operating Lump Sum Appropriation	\$ 0	\$ 1,224,600
Mined Land Reclamation	516	0
Abandoned Mines Safety Fund	0	30,000
Administrative Adjustments	0	0
TOTAL AGENCY	<u>\$ 516</u>	<u>\$ 1,254,600</u>
 STATE BOARD OF NURSING		
Operating Lump Sum Appropriation	\$ 0	\$ 134,400
Fingerprinting Nursing Assistants	90,198	0
TOTAL AGENCY	<u>\$ 90,198</u>	<u>\$ 134,400</u>
 OCCUPATIONAL SAFETY AND HEALTH REVIEW BOARD		
Operating Lump Sum Appropriation FY01 - 02	\$ 0	\$ 7,000
Operating Lump Sum Appropriation FY00 - 01	1,000	0
Operating Lump Sum Appropriation FY99 - 00	1,000	0
Operating Lump Sum Appropriation FY98 - 99	9,000	0
Operating Lump Sum Appropriation FY97 - 98	1,059	0
Personal Services FY91 - 92	53	0
Employee Related Expenditure FY91 - 92	75	0
TOTAL AGENCY	<u>\$ 12,187</u>	<u>\$ 7,000</u>

See accompanying notes to financial statements

SUPPLEMENTAL APPROPRIATIONS, MID-YEAR REVERSIONS AND ADJUSTMENTS	NET APPROPRIATIONS	EXPENDITURES	LAPSED APPROPRIATION AUTHORITY	JUNE 30, 2002 CONTINUING APPROPRIATION AUTHORITY
0	192,000	0	0	192,000
0	177,616	58,430	0	119,186
47,571	47,571	47,571	0	0
<u>\$ (298,140)</u>	<u>\$ 5,837,276</u>	<u>\$ 5,375,575</u>	<u>\$ 150,515</u>	<u>\$ 311,186</u>
\$ (177,900)	\$ 5,528,800	\$ 5,335,076	\$ 193,724	\$ 0
(141,423)	491,577	466,415	25,162	0
0	163,548	1,602	0	161,946
0	9,592	0	0	9,592
93,000	93,000	43,095	0	49,905
12,206	12,206	12,206	0	0
<u>\$ (214,117)</u>	<u>\$ 6,298,723</u>	<u>\$ 5,858,394</u>	<u>\$ 218,886</u>	<u>\$ 221,443</u>
\$ (118,692)	\$ 2,468,708	\$ 2,439,113	\$ 29,595	\$ 0
17,328	17,328	17,328	0	0
<u>\$ (101,364)</u>	<u>\$ 2,486,036</u>	<u>\$ 2,456,441</u>	<u>\$ 29,595</u>	<u>\$ 0</u>
\$ (34,659)	\$ 1,189,941	\$ 1,180,840	\$ 9,101	\$ 0
0	516	0	0	516
(30,000)	0	0	0	0
8,743	8,743	8,743	0	0
<u>\$ (55,916)</u>	<u>\$ 1,199,200</u>	<u>\$ 1,189,583</u>	<u>\$ 9,101</u>	<u>\$ 516</u>
\$ (890)	\$ 133,510	\$ 125,545	\$ 0	\$ 7,965
0	90,198	0	0	90,198
<u>\$ (890)</u>	<u>\$ 223,708</u>	<u>\$ 125,545</u>	<u>\$ 0</u>	<u>\$ 98,163</u>
\$ (53)	\$ 6,947	\$ 0	\$ 0	\$ 6,947
0	1,000	0	0	1,000
0	1,000	0	0	1,000
0	9,000	0	0	9,000
0	1,059	960	0	99
0	53	0	0	53
0	75	0	0	75
<u>\$ (53)</u>	<u>\$ 19,134</u>	<u>\$ 960</u>	<u>\$ 0</u>	<u>\$ 18,174</u>

See accompanying notes to financial statements

STATE OF ARIZONA
GENERAL FUND
STATEMENT OF EXPENDITURES - APPROPRIATION TO ACTUAL
BUDGETARY (LEGAL) BASIS
FOR THE YEAR ENDED JUNE 30, 2002

	JULY 1, 2001 CONTINUING APPROPRIATION AUTHORITY	GENERAL APPROPRIATIONS
	<u> </u>	<u> </u>
BOARD OF OSTEOPATHIC EXAMINERS		
Operating Lump Sum Appropriation	\$ 0	\$ 0
TOTAL AGENCY	<u>\$ 0</u>	<u>\$ 0</u>
ARIZONA DEPARTMENT OF RACING		
Operating Commercial Racing	\$ 0	\$ 2,822,800
Administrative Adjustments	0	0
TOTAL AGENCY	<u>\$ 0</u>	<u>\$ 2,822,800</u>
RADIATION REGULATORY AGENCY		
Operating Lump Sum Appropriation	\$ 0	\$ 1,305,400
Off-Site Nuclear Emergency Response Plan	0	0
Administrative Adjustments	0	0
TOTAL AGENCY	<u>\$ 0</u>	<u>\$ 1,305,400</u>
STATE REAL ESTATE DEPARTMENT		
Operating Lump Sum Appropriation	\$ 0	\$ 3,265,800
Administrative Adjustments	0	0
TOTAL AGENCY	<u>\$ 0</u>	<u>\$ 3,265,800</u>
STATE BOARD OF TECHNICAL REGISTRATION		
Greenfields Pilot Program Appropriation	\$ 37	\$ 0
TOTAL AGENCY	<u>\$ 37</u>	<u>\$ 0</u>
DEPARTMENT OF WEIGHTS AND MEASURES		
Operating Lump Sum Appropriation	\$ 0	\$ 1,568,400
Vapor Recovery	0	367,000
Administrative Adjustments	0	0
TOTAL AGENCY	<u>\$ 0</u>	<u>\$ 1,935,400</u>
TOTAL INSPECTION AND REGULATION	<u>\$ 645,694</u>	<u>\$ 45,071,000</u>
EDUCATION		
<hr/>		
ARIZONA COMMISSION ON THE ARTS		
Operating Lump Sum Appropriation	\$ 0	\$ 618,100
Arts Endowment Fund	0	2,000,000
Community Service Projects	0	1,775,000
TOTAL AGENCY	<u>\$ 0</u>	<u>\$ 4,393,100</u>

See accompanying notes to financial statements

SUPPLEMENTAL APPROPRIATIONS, MID-YEAR REVERSIONS AND ADJUSTMENTS	NET APPROPRIATIONS	EXPENDITURES	LAPSED APPROPRIATION AUTHORITY	JUNE 30, 2002 CONTINUING APPROPRIATION AUTHORITY
\$ 0	\$ 0	\$ 0	\$ 0	\$ 0
<u>\$ 0</u>	<u>\$ 0</u>	<u>\$ 0</u>	<u>\$ 0</u>	<u>\$ 0</u>
\$ (154,378)	\$ 2,668,422	\$ 2,625,876	\$ 42,546	\$ 0
10,608	10,608	10,608	0	0
<u>\$ (143,770)</u>	<u>\$ 2,679,030</u>	<u>\$ 2,636,484</u>	<u>\$ 42,546</u>	<u>\$ 0</u>
\$ (86,851)	\$ 1,218,549	\$ 1,190,123	\$ 28,426	\$ 0
451,600	451,600	451,600	0	0
14,918	14,918	14,918	0	0
<u>\$ 379,667</u>	<u>\$ 1,685,067</u>	<u>\$ 1,656,641</u>	<u>\$ 28,426</u>	<u>\$ 0</u>
\$ (150,735)	\$ 3,115,065	\$ 3,110,815	\$ 4,250	\$ 0
3,800	3,800	3,800	0	0
<u>\$ (146,935)</u>	<u>\$ 3,118,865</u>	<u>\$ 3,114,615</u>	<u>\$ 4,250</u>	<u>\$ 0</u>
\$ 0	\$ 37	\$ 0	\$ 0	\$ 37
<u>\$ 0</u>	<u>\$ 37</u>	<u>\$ 0</u>	<u>\$ 0</u>	<u>\$ 37</u>
\$ (100,120)	\$ 1,468,280	\$ 1,459,826	\$ 8,454	\$ 0
(367,000)	0	0	0	0
19,159	19,159	19,159	0	0
<u>\$ (447,961)</u>	<u>\$ 1,487,439</u>	<u>\$ 1,478,985</u>	<u>\$ 8,454</u>	<u>\$ 0</u>
<u>\$ (2,263,594)</u>	<u>\$ 43,453,100</u>	<u>\$ 42,093,900</u>	<u>\$ 709,681</u>	<u>\$ 649,519</u>
\$ (20,857)	\$ 597,243	\$ 597,243	\$ 0	\$ 0
(2,000,000)	0	0	0	0
0	1,775,000	1,775,000	0	0
<u>\$ (2,020,857)</u>	<u>\$ 2,372,243</u>	<u>\$ 2,372,243</u>	<u>\$ 0</u>	<u>\$ 0</u>

See accompanying notes to financial statements

**STATE OF ARIZONA
GENERAL FUND
STATEMENT OF EXPENDITURES - APPROPRIATION TO ACTUAL
BUDGETARY (LEGAL) BASIS
FOR THE YEAR ENDED JUNE 30, 2002**

	JULY 1, 2001 CONTINUING APPROPRIATION AUTHORITY	GENERAL APPROPRIATIONS
	<u> </u>	<u> </u>
STATE BOARD FOR CHARTER SCHOOLS		
Operating Lump Sum Appropriation	\$ 0	\$ 687,900
Administrative Adjustments	0	0
TOTAL AGENCY	<u>\$ 0</u>	<u>\$ 687,900</u>
 STATE BOARD OF DIRECTORS FOR COMMUNITY COLLEGES		
STATE BOARD		
Operating Lump Sum Appropriation	\$ 0	\$ 781,500
Arizona Transfer Articulation Support System	0	225,700
OPERATING STATE AID		
Operating State Aid - Cochise	0	6,321,400
Operating State Aid - Coconino	0	3,259,700
Operating State Aid - Graham	0	5,821,700
Operating State Aid - Maricopa	0	49,973,900
Operating State Aid - Mohave	0	4,142,000
Operating State Aid - Navajo	0	4,434,500
Operating State Aid - Pima	0	20,439,600
Operating State Aid - Pinal	0	6,276,700
Operating State Aid - Yavapai	0	5,177,400
Operating State Aid - Yuma/LaPaz	0	5,746,600
EQUALIZATION AID		
Equalization Aid - Cochise	0	2,113,500
Equalization Aid - Graham	0	7,655,900
Equalization Aid - Navajo	0	1,270,300
Equalization Aid - Pinal	0	96,000
CAPITAL OUTLAY STATE AID		
Capital Outlay - Cochise	0	743,400
Capital Outlay - Coconino	0	336,800
Capital Outlay - Graham	0	638,800
Capital Outlay - Maricopa	0	8,581,300
Capital Outlay - Mohave	0	499,400
Capital Outlay - Navajo	0	439,300
Capital Outlay - Pima	0	2,850,900
Capital Outlay - Pinal	0	682,900
Capital Outlay - Yavapai	0	605,900
Capital Outlay - Yuma/LaPaz	0	741,900
TOTAL AGENCY	<u>\$ 0</u>	<u>\$ 139,857,000</u>
 ARIZONA STATE SCHOOLS FOR THE DEAF AND THE BLIND		
Operating Lump Sum Appropriation	\$ 0	\$ 18,868,100
Administrative Adjustments	0	0
TOTAL AGENCY	<u>\$ 0</u>	<u>\$ 18,868,100</u>

See accompanying notes to financial statements

SUPPLEMENTAL APPROPRIATIONS, MID-YEAR REVERSIONS AND ADJUSTMENTS	NET APPROPRIATIONS	EXPENDITURES	LAPSED APPROPRIATION AUTHORITY	JUNE 30, 2002 CONTINUING APPROPRIATION AUTHORITY
\$ (36,784)	\$ 651,116	\$ 561,689	\$ 89,427	\$ 0
2,073	2,073	2,073	0	0
<u>\$ (34,711)</u>	<u>\$ 653,189</u>	<u>\$ 563,762</u>	<u>\$ 89,427</u>	<u>\$ 0</u>
\$ (37,795)	\$ 743,705	\$ 711,731	\$ 31,974	\$ 0
(1,700)	224,000	224,000	0	0
(308,200)	6,013,200	5,976,700	36,500	0
(158,700)	3,101,000	3,082,300	18,700	0
(283,800)	5,537,900	5,504,400	33,500	0
(2,435,900)	47,538,000	47,249,000	289,000	0
(201,800)	3,940,200	3,916,200	24,000	0
(216,100)	4,218,400	4,192,800	25,600	0
(996,300)	19,443,300	19,325,100	118,200	0
(305,900)	5,970,800	5,934,400	36,400	0
(252,300)	4,925,100	4,895,200	29,900	0
(280,100)	5,466,500	5,433,200	33,300	0
0	2,113,500	2,113,500	0	0
0	7,655,900	7,655,900	0	0
0	1,270,300	1,270,300	0	0
0	96,000	96,000	0	0
0	743,400	743,400	0	0
0	336,800	336,800	0	0
0	638,800	638,800	0	0
0	8,581,300	8,581,300	0	0
0	499,400	499,400	0	0
0	439,300	439,300	0	0
0	2,850,900	2,850,900	0	0
0	682,900	682,900	0	0
0	605,900	605,900	0	0
0	741,900	741,900	0	0
<u>\$ (5,478,595)</u>	<u>\$ 134,378,405</u>	<u>\$ 133,701,331</u>	<u>\$ 677,074</u>	<u>\$ 0</u>
\$ (1,535,500)	\$ 17,332,600	\$ 16,478,147	\$ 854,453	\$ 0
808,962	808,962	808,962	0	0
<u>\$ (726,538)</u>	<u>\$ 18,141,562</u>	<u>\$ 17,287,109</u>	<u>\$ 854,453</u>	<u>\$ 0</u>

See accompanying notes to financial statements

**STATE OF ARIZONA
GENERAL FUND
STATEMENT OF EXPENDITURES - APPROPRIATION TO ACTUAL
BUDGETARY (LEGAL) BASIS
FOR THE YEAR ENDED JUNE 30, 2002**

	JULY 1, 2001 CONTINUING APPROPRIATION AUTHORITY	GENERAL APPROPRIATIONS
DEPARTMENT OF EDUCATION		
STATE BOARD OF EDUCATION		
Operating Lump Sum Appropriation	\$ 0	\$ 281,583
GENERAL SERVICES ADMINISTRATION		
Operating Lump Sum Appropriation	0	6,848,617
Achievement Testing	0	5,479,000
Charter Schools Administration	0	151,200
Special Education Audit	0	322,200
School Accountability Fund - Proposition 301 Account	0	5,856,000
Teacher Certification	0	1,017,500
ASSISTANCE TO SCHOOLS		
Basic State Aid Entitlement	0	2,288,120,700
Additional State Aid to Schools	0	219,581,000
Assistance to School Districts for Children of State Employees	0	35,200
Certificates of Educational Convenience	0	859,700
Special Education Fund	0	22,849,200
Accountability Measures	50	0
Adult Education Assistance	0	4,593,600
Arizona Teacher Evaluation Program	0	202,000
Career Ladder Administration	0	85,500
Certification Investigations	0	227,000
Charter Schools - State Board	0	206,900
Chemical Abuse	0	865,300
Extended School Year	0	500,000
Extraordinary Special Education Needs	0	1,000,000
Family Literacy Program FY01 - 02	0	1,000,500
Family Literacy Program FY98 - 99	1,373	0
Gifted Support	0	1,297,700
Optional Performance Incentive Programs	0	120,000
Research Based Systematic Phonics Instruction	0	1,000,000
Residential Placement	0	100,000
School Report Cards	0	492,400
School Safety Program FY01 - 02	0	7,917,300
School Safety Program FY00 - 01	743,283	0
School Safety Program FY99 - 00	11,848	0
School Safety Program FY98 - 99	34,178	0
Small Pass-Through Programs	0	581,600
State Block Grant for Early Childhood Education	0	19,495,400
State Block Grant for Vocational Education	0	11,133,900
Vocational Education Extended Year	0	600,000
AIMS Intervention and Dropout Prevention Program	0	550,000

See accompanying notes to financial statements

SUPPLEMENTAL APPROPRIATIONS, MID-YEAR REVERSIONS AND ADJUSTMENTS	NET APPROPRIATIONS	EXPENDITURES	LAPSED APPROPRIATION AUTHORITY	JUNE 30, 2002 CONTINUING APPROPRIATION AUTHORITY
\$ (11,100)	\$ 270,483	\$ 266,164	\$ 4,319	\$ 0
(340,875)	6,507,742	6,246,692	261,050	0
1,100,000	6,579,000	5,461,269	1,117,731	0
(6,048)	145,152	126,286	18,866	0
(35,000)	287,200	207,582	79,618	0
23,305,900	29,161,900	26,416,681	2,745,219	0
2,200	1,019,700	1,001,383	18,317	0
1,572,000	2,289,692,700	2,285,949,250	3,743,450	0
12,142,700	231,723,700	230,896,372	827,328	0
72,300	107,500	99,459	8,041	0
0	859,700	269,862	589,838	0
2,329,500	25,178,700	23,965,700	1,213,000	0
0	50	0	0	50
(51,025)	4,542,575	4,366,113	176,462	0
(8,080)	193,920	150,768	43,152	0
(3,420)	82,080	79,422	2,658	0
(9,080)	217,920	217,920	0	0
(8,276)	198,624	181,331	17,293	0
(21,430)	843,870	768,666	75,204	0
0	500,000	498,241	1,759	0
(1,000,000)	0	0	0	0
0	1,000,500	982,241	18,259	0
0	1,373	0	0	1,373
0	1,297,700	1,291,642	6,058	0
0	120,000	120,000	0	0
0	1,000,000	992,526	7,474	0
(90,000)	10,000	10,000	0	0
(19,696)	472,704	288,524	184,180	0
(1,214,085)	6,703,215	6,659,167	0	44,048
0	743,283	737,441	0	5,842
0	11,848	11,848	0	0
0	34,178	0	0	34,178
0	581,600	581,600	0	0
(18,595)	19,476,805	19,386,727	90,078	0
(40,090)	11,093,810	11,093,810	0	0
0	600,000	528,801	71,199	0
0	550,000	510,165	39,835	0

See accompanying notes to financial statements

**STATE OF ARIZONA
GENERAL FUND
STATEMENT OF EXPENDITURES - APPROPRIATION TO ACTUAL
BUDGETARY (LEGAL) BASIS
FOR THE YEAR ENDED JUNE 30, 2002**

	JULY 1, 2001 CONTINUING APPROPRIATION AUTHORITY	GENERAL APPROPRIATIONS
English Learner	0	0
English Learner Instruction	0	0
Joint Technological Education Districts	250,000	0
Administrative Adjustments	0	0
TOTAL AGENCY	\$ 1,040,732	\$ 2,603,371,000
 ARIZONA HISTORICAL SOCIETY		
Operating Lump Sum Appropriation	\$ 0	\$ 2,309,585
Historical Society Grants	0	80,000
Papago Park Museum	0	2,325,115
Administrative Adjustments	0	0
TOTAL AGENCY	\$ 0	\$ 4,714,700
 PRESCOTT HISTORICAL SOCIETY OF ARIZONA		
Operating Lump Sum Appropriation	\$ 0	\$ 766,900
Administrative Adjustments	0	0
TOTAL AGENCY	\$ 0	\$ 766,900
 BOARD OF MEDICAL STUDENT LOANS		
Medical Student Loans	\$ 0	\$ 285,500
TOTAL AGENCY	\$ 0	\$ 285,500
 COMMISSION FOR POSTSECONDARY EDUCATION		
Personal Services	\$ 0	\$ 48,000
Employee Related Expenditures	0	9,800
All Other Operating Expenditures	0	46,000
Postsecondary Voucher Program	0	400,000
State Student Incentive Grant	0	1,220,800
TOTAL AGENCY	\$ 0	\$ 1,724,600
 SCHOOL FACILITIES BOARD		
Operating Lump Sum Appropriation	\$ 0	\$ 1,715,100
TOTAL AGENCY	\$ 0	\$ 1,715,100
 ARIZONA BOARD OF REGENTS		
Operating Lump Sum Appropriation	\$ 0	\$ 2,224,000
Student Financial Aid Trust Fund	0	2,260,200
Arizona Teacher Incentive Plan for the Deaf and Blind	0	95,000
Western Interstate Commission Office	0	99,000
WICHE Student Subsidies	0	3,282,400
Administrative Adjustments	0	0
TOTAL AGENCY	\$ 0	\$ 7,960,600

See accompanying notes to financial statements

SUPPLEMENTAL APPROPRIATIONS, MID-YEAR REVERSIONS AND ADJUSTMENTS	NET APPROPRIATIONS	EXPENDITURES	LAPSED APPROPRIATION AUTHORITY	JUNE 30, 2002 CONTINUING APPROPRIATION AUTHORITY
158,080	158,080	27,233	0	130,847
3,080,000	3,080,000	0	0	3,080,000
0	250,000	0	250,000	0
1,472,370	1,472,370	1,472,370	0	0
<u>\$ 42,358,250</u>	<u>\$ 2,646,769,982</u>	<u>\$ 2,631,863,256</u>	<u>\$ 11,610,388</u>	<u>\$ 3,296,338</u>
\$ (86,747)	\$ 2,222,838	\$ 2,222,838	\$ 0	\$ 0
0	80,000	80,000	0	0
(130,084)	2,195,031	2,195,031	0	0
3,296	3,296	3,296	0	0
<u>\$ (213,535)</u>	<u>\$ 4,501,165</u>	<u>\$ 4,501,165</u>	<u>\$ 0</u>	<u>\$ 0</u>
\$ (34,606)	\$ 732,294	\$ 723,118	\$ 9,176	\$ 0
3,987	3,987	3,987	0	0
<u>\$ (30,619)</u>	<u>\$ 736,281</u>	<u>\$ 727,105</u>	<u>\$ 9,176</u>	<u>\$ 0</u>
\$ (2,142)	\$ 283,358	\$ 283,358	\$ 0	\$ 0
<u>\$ (2,142)</u>	<u>\$ 283,358</u>	<u>\$ 283,358</u>	<u>\$ 0</u>	<u>\$ 0</u>
\$ 0	\$ 48,000	\$ 48,000	\$ 0	\$ 0
0	9,800	9,800	0	0
0	46,000	45,958	42	0
(81,211)	318,789	318,589	200	0
0	1,220,800	1,220,800	0	0
<u>\$ (81,211)</u>	<u>\$ 1,643,389</u>	<u>\$ 1,643,147</u>	<u>\$ 242</u>	<u>\$ 0</u>
\$ (79,529)	\$ 1,635,571	\$ 1,591,801	\$ 43,770	\$ 0
<u>\$ (79,529)</u>	<u>\$ 1,635,571</u>	<u>\$ 1,591,801</u>	<u>\$ 43,770</u>	<u>\$ 0</u>
\$ (26,361)	\$ 2,197,639	\$ 2,197,638	\$ 1	\$ 0
0	2,260,200	2,260,200	0	0
(5,000)	90,000	90,000	0	0
0	99,000	99,000	0	0
(347,700)	2,934,700	2,934,700	0	0
1,954	1,954	1,954	0	0
<u>\$ (377,107)</u>	<u>\$ 7,583,493</u>	<u>\$ 7,583,492</u>	<u>\$ 1</u>	<u>\$ 0</u>

See accompanying notes to financial statements

**STATE OF ARIZONA
GENERAL FUND
STATEMENT OF EXPENDITURES - APPROPRIATION TO ACTUAL
BUDGETARY (LEGAL) BASIS
FOR THE YEAR ENDED JUNE 30, 2002**

	JULY 1, 2001 CONTINUING APPROPRIATION AUTHORITY	GENERAL APPROPRIATIONS
	<u> </u>	<u> </u>
ARIZONA STATE UNIVERSITY		
Main Campus - Operating Lump Sum Appropriation	\$ 0	\$ 281,238,700
East Campus - Operating Lump Sum Appropriation	0	13,604,500
West Campus - Operating Lump Sum Appropriation	0	39,869,700
TOTAL AGENCY	<u>\$ 0</u>	<u>\$ 334,712,900</u>
 NORTHERN ARIZONA UNIVERSITY		
Main Campus - Operating Lump Sum Appropriation	\$ 0	\$ 115,093,100
NAU - Yuma Campus	0	2,320,000
TOTAL AGENCY	<u>\$ 0</u>	<u>\$ 117,413,100</u>
 UNIVERSITY OF ARIZONA		
MAIN CAMPUS		
Operating Lump Sum Appropriation	\$ 0	\$ 239,360,800
Agriculture	0	41,319,000
Sierra Vista Campus	0	2,229,000
Pima County Campus - Arizona International College	0	1,459,000
HEALTH SCIENCES CENTER		
Operating Lump Sum Appropriation	0	46,711,500
Clinical Teaching Support	0	9,673,600
Telemedicine Network	0	1,284,700
Clinical Rural Rotation	0	477,000
Liver Research Institute	0	522,100
TOTAL AGENCY	<u>\$ 0</u>	<u>\$ 343,036,700</u>
TOTAL EDUCATION	<u>\$ 1,040,732</u>	<u>\$ 3,579,507,200</u>
 PROTECTION AND SAFETY		
<hr/>		
STATE DEPARTMENT OF CORRECTIONS		
Administration	\$ 0	\$ 32,819,400
Community Corrections	0	8,961,300
Prison Operations and Services - Healthcare	0	73,848,900
Prison Operations and Services - Education, Treatment, Work Program	0	40,168,800
Prison Operations and Services - Inspections and Investigations	0	5,974,800
Prison Operations and Services - Prison Management and Support	0	131,002,500
Prison Operations and Services - Private Prisons	0	20,085,000
Prison Operations and Services - Security	0	261,292,800
Administrative Adjustments	0	0
TOTAL AGENCY	<u>\$ 0</u>	<u>\$ 574,153,500</u>

See accompanying notes to financial statements

SUPPLEMENTAL APPROPRIATIONS, MID-YEAR REVERSIONS AND ADJUSTMENTS	NET APPROPRIATIONS	EXPENDITURES	LAPSED APPROPRIATION AUTHORITY	JUNE 30, 2002 CONTINUING APPROPRIATION AUTHORITY
\$ (13,025,613)	\$ 268,213,087	\$ 268,213,087	\$ 0	\$ 0
(633,300)	12,971,200	12,971,200	0	0
(1,878,700)	37,991,000	37,991,000	0	0
<u>\$ (15,537,613)</u>	<u>\$ 319,175,287</u>	<u>\$ 319,175,287</u>	<u>\$ 0</u>	<u>\$ 0</u>
\$ (5,438,161)	\$ 109,654,939	\$ 109,654,939	\$ 0	\$ 0
0	2,320,000	2,320,000	0	0
<u>\$ (5,438,161)</u>	<u>\$ 111,974,939</u>	<u>\$ 111,974,939</u>	<u>\$ 0</u>	<u>\$ 0</u>
\$ (11,836,602)	\$ 227,524,198	\$ 227,524,198	\$ 0	\$ 0
(1,256,100)	40,062,900	40,062,900	0	0
(76,800)	2,152,200	2,152,200	0	0
(65,800)	1,393,200	1,393,200	0	0
(2,665,700)	44,045,800	44,045,800	0	0
(500)	9,673,100	9,673,100	0	0
(56,700)	1,228,000	1,228,000	0	0
700	477,700	477,700	0	0
(16,700)	505,400	505,400	0	0
<u>\$ (15,974,202)</u>	<u>\$ 327,062,498</u>	<u>\$ 327,062,498</u>	<u>\$ 0</u>	<u>\$ 0</u>
<u>\$ (3,636,570)</u>	<u>\$ 3,576,911,362</u>	<u>\$ 3,560,330,493</u>	<u>\$ 13,284,531</u>	<u>\$ 3,296,338</u>
\$ (8,301,651)	\$ 24,517,749	\$ 23,954,518	\$ 563,231	\$ 0
(184,129)	8,777,171	8,614,231	162,940	0
(2,550,900)	71,298,000	69,261,535	2,036,465	0
(1,292,915)	38,875,885	37,723,829	1,152,056	0
1,415,700	7,390,500	7,347,916	42,584	0
(26,766,184)	104,236,316	101,446,323	2,789,993	0
1,320,850	21,405,850	20,184,679	1,221,171	0
12,430,529	273,723,329	272,560,291	1,163,038	0
3,236,900	3,236,900	3,236,900	0	0
<u>\$ (20,691,800)</u>	<u>\$ 553,461,700</u>	<u>\$ 544,330,222</u>	<u>\$ 9,131,478</u>	<u>\$ 0</u>

See accompanying notes to financial statements

**STATE OF ARIZONA
GENERAL FUND
STATEMENT OF EXPENDITURES - APPROPRIATION TO ACTUAL
BUDGETARY (LEGAL) BASIS
FOR THE YEAR ENDED JUNE 30, 2002**

	JULY 1, 2001 CONTINUING APPROPRIATION AUTHORITY	GENERAL APPROPRIATIONS
ARIZONA CRIMINAL JUSTICE COMMISSION		
Child Pornography Prosecution	\$ 0	\$ 75,000
Domestic Violence Prosecution	0	66,000
Obscenity Crimes Prosecution FY01 - 02	0	250,000
Obscenity Crimes Prosecution FY00 - 01	21,959	0
Street Gang Prosecution	0	1,000,000
State Aid to County Attorneys Fund	0	648,300
State Aid to Indigent Defense Fund	0	615,900
Crime Victim Compensation	0	250,000
TOTAL AGENCY	\$ 21,959	\$ 2,905,200
DEPARTMENT OF EMERGENCY AND MILITARY AFFAIRS		
EMERGENCY MANAGEMENT		
Operating Lump Sum Appropriation	\$ 0	\$ 844,315
Civil Air Patrol	0	61,500
Nuclear Emergency Management Fund	0	0
Nuclear Emergency Management Fund Maricopa	0	0
977-DR Buy-Out of Flooded Residences	5	0
Tropical Winter Storm	480,104	0
EUZHAZ - Hazard Material Contingency FY01 - 02	0	0
EUZHAZ - Hazard Material Contingency FY00 - 01	30,253	0
Cochise County Monsoon FY01 - 02	0	0
Cochise County Monsoon FY00 - 01	275,078	0
Cochise County Monsoon FY99 - 00	114,661	0
Santa Cruz County Monsoon FY99 - 00	40,960	0
GOVERNOR'S EMERGENCY PROCLAMATIONS FY02		
Maricopa County/Southwest Arizona Monsoon	0	0
Queen Creek Fire Emergency	0	0
September Terrorism Incident Emergency	0	0
Airport Security Terrorist Emergency	0	0
Navajo, Gila and Coconino Counties Rodeo Fire	0	0
Yavapai Indian Fire Emergency	0	0
GOVERNOR'S EMERGENCY PROCLAMATIONS FY01		
Gila County Water Emergency	24,528	0
Santa Cruz County Monsoon	811,076	0
Search and Rescue FY01 - 02	0	0
EUZ701 Search and Rescue FY00 - 01	14,850	0
La Paz/Maricopa Counties Storm Emergency FY01 - 02	0	0
La Paz/Maricopa Counties Storm Emergency FY00 - 01	284,649	0
MILITARY AFFAIRS		
Operating Lump Sum Appropriation	0	3,668,774
Service Contracts FY01 - 02	0	852,300

See accompanying notes to financial statements

SUPPLEMENTAL APPROPRIATIONS, MID-YEAR REVERSIONS AND ADJUSTMENTS	NET APPROPRIATIONS	EXPENDITURES	LAPSED APPROPRIATION AUTHORITY	JUNE 30, 2002 CONTINUING APPROPRIATION AUTHORITY
\$ 0	\$ 75,000	\$ 50,669	\$ 24,331	\$ 0
0	66,000	33,640	32,360	0
0	250,000	206,641	43,359	0
0	21,959	0	0	21,959
(137,889)	862,111	777,058	85,053	0
0	648,300	648,300	0	0
0	615,900	615,900	0	0
0	250,000	250,000	0	0
<u>\$ (137,889)</u>	<u>\$ 2,789,270</u>	<u>\$ 2,582,208</u>	<u>\$ 185,103</u>	<u>\$ 21,959</u>

\$ (71,827)	\$ 772,488	\$ 771,269	\$ 1,219	\$ 0
(2,875)	58,625	58,625	0	0
283,379	283,379	283,379	0	0
189,799	189,799	189,799	0	0
0	5	0	0	5
0	480,104	(54,059)	0	534,163
25,000	25,000	328	0	24,672
0	30,253	13,018	0	17,235
376,459	376,459	0	0	376,459
0	275,078	261,018	0	14,060
0	114,661	114,661	0	0
0	40,960	40,960	0	0
14,238	14,238	14,238	0	0
129,105	129,105	129,105	0	0
2,845,928	2,845,928	2,411,088	0	434,840
8,111	8,111	8,111	0	0
100,000	100,000	27,940	0	72,060
200,000	200,000	24,257	0	175,743
(7,889)	16,639	16,639	0	0
0	811,076	705,304	0	105,772
100,000	100,000	94,021	0	5,979
0	14,850	14,843	0	7
127,613	127,613	173	0	127,440
0	284,649	108,865	0	175,784
(186,320)	3,482,454	3,476,299	6,155	0
0	852,300	731,554	0	120,746

See accompanying notes to financial statements

**STATE OF ARIZONA
GENERAL FUND
STATEMENT OF EXPENDITURES - APPROPRIATION TO ACTUAL
BUDGETARY (LEGAL) BASIS
FOR THE YEAR ENDED JUNE 30, 2002**

	JULY 1, 2001 CONTINUING APPROPRIATION AUTHORITY	GENERAL APPROPRIATIONS
Service Contracts FY00 - 01	361,780	0
National Guard Tuition Reimbursement	0	726,800
Project Challenge Program FY01 - 02	0	1,513,611
Project Challenge Program FY98 - 99	1,509	0
Project Challenge Program FY97 - 98	4,130	0
Administrative Adjustments	0	0
TOTAL AGENCY	<u>\$ 2,443,583</u>	<u>\$ 7,667,300</u>
 BOARD OF EXECUTIVE CLEMENCY		
Operating Lump Sum Appropriation	\$ 0	\$ 1,345,500
Administrative Adjustments	0	0
TOTAL AGENCY	<u>\$ 0</u>	<u>\$ 1,345,500</u>
 DEPARTMENT OF JUVENILE CORRECTIONS		
Operating Lump Sum Appropriation FY01 - 02	\$ 0	\$ 67,624,600
Administrative Adjustments	0	0
TOTAL AGENCY	<u>\$ 0</u>	<u>\$ 67,624,600</u>
 LAW ENFORCEMENT MERIT SYSTEM COUNCIL		
Operating Lump Sum Appropriation	\$ 0	\$ 56,900
TOTAL AGENCY	<u>\$ 0</u>	<u>\$ 56,900</u>
 DEPARTMENT OF PUBLIC SAFETY		
Project G.I.T.E.M.	\$ 0	\$ 6,172,400
Board of Fingerprinting General Fund Transfer	0	61,700
Sex Offender Web Site	158,135	0
Sex Offenders Notification Employees	6,288	0
Highway Patrol Officers	4,321	0
Computer Crimes	47,764	0
DNA Testing	45,235	0
Agency Support Program	0	21,128,400
Criminal Investigation Program	0	15,505,600
Criminal Justice Support Program	0	21,225,900
Governor's Office of Highway Safety Program	0	0
Highway Patrol Program	0	12,598,500
Administrative Adjustments	0	0
TOTAL AGENCY	<u>\$ 261,743</u>	<u>\$ 76,692,500</u>
TOTAL PROTECTION AND SAFETY	<u>\$ 2,727,285</u>	<u>\$ 730,445,500</u>

See accompanying notes to financial statements

SUPPLEMENTAL APPROPRIATIONS, MID-YEAR REVERSIONS AND ADJUSTMENTS	NET APPROPRIATIONS	EXPENDITURES	LAPSED APPROPRIATION AUTHORITY	JUNE 30, 2002 CONTINUING APPROPRIATION AUTHORITY
0	361,780	361,780	0	0
(101,567)	625,233	392,827	232,406	0
(29,150)	1,484,461	1,472,886	11,575	0
0	1,509	0	0	1,509
0	4,130	0	0	4,130
237,401	237,401	237,401	0	0
<u>\$ 4,237,405</u>	<u>\$ 14,348,288</u>	<u>\$ 11,906,329</u>	<u>\$ 251,355</u>	<u>\$ 2,190,604</u>
\$ (62,377)	\$ 1,283,123	\$ 1,281,826	\$ 1,297	\$ 0
3,574	3,574	3,574	0	0
<u>\$ (58,803)</u>	<u>\$ 1,286,697</u>	<u>\$ 1,285,400</u>	<u>\$ 1,297</u>	<u>\$ 0</u>
\$ (3,282,814)	\$ 64,341,786	\$ 62,949,725	\$ 1,392,061	\$ 0
778,565	778,565	778,565	0	0
<u>\$ (2,504,249)</u>	<u>\$ 65,120,351</u>	<u>\$ 63,728,290</u>	<u>\$ 1,392,061</u>	<u>\$ 0</u>
\$ (325)	\$ 56,575	\$ 56,332	\$ 243	\$ 0
<u>\$ (325)</u>	<u>\$ 56,575</u>	<u>\$ 56,332</u>	<u>\$ 243</u>	<u>\$ 0</u>
\$ (459,722)	\$ 5,712,678	\$ 5,676,196	\$ 36,482	\$ 0
200	61,900	61,900	0	0
0	158,135	85,091	0	73,044
0	6,288	0	0	6,288
0	4,321	4,321	0	0
0	47,764	47,764	0	0
0	45,235	45,235	0	0
(9,275,661)	11,852,739	11,852,739	0	0
(379,600)	15,126,000	15,126,000	0	0
(9,877,800)	11,348,100	11,348,100	0	0
10,600	10,600	10,600	0	0
(7,799,000)	4,799,500	4,799,500	0	0
96,503	96,503	96,503	0	0
<u>\$ (27,684,480)</u>	<u>\$ 49,269,763</u>	<u>\$ 49,153,949</u>	<u>\$ 36,482</u>	<u>\$ 79,332</u>
<u>\$ (46,840,141)</u>	<u>\$ 686,332,644</u>	<u>\$ 673,042,730</u>	<u>\$ 10,998,019</u>	<u>\$ 2,291,895</u>

See accompanying notes to financial statements

STATE OF ARIZONA
GENERAL FUND
STATEMENT OF EXPENDITURES - APPROPRIATION TO ACTUAL
BUDGETARY (LEGAL) BASIS
FOR THE YEAR ENDED JUNE 30, 2002

	JULY 1, 2001 CONTINUING APPROPRIATION AUTHORITY	GENERAL APPROPRIATIONS
TRANSPORTATION		
DEPARTMENT OF TRANSPORTATION		
Operating Lump Sum Appropriation	\$ 0	\$ 7,138,800
Administrative Adjustments	0	0
TOTAL AGENCY	<u>\$ 0</u>	<u>\$ 7,138,800</u>
TOTAL TRANSPORTATION	<u>\$ 0</u>	<u>\$ 7,138,800</u>
NATURAL RESOURCES		
ARIZONA GEOLOGICAL SURVEY		
Operating Lump Sum Appropriation	\$ 0	\$ 924,700
Administrative Adjustments	0	0
TOTAL AGENCY	<u>\$ 0</u>	<u>\$ 924,700</u>
STATE LAND DEPARTMENT		
Operating Lump Sum Appropriation	\$ 0	\$ 14,547,400
Natural Resource Conservation Districts	0	490,000
Dust Abatement	480	0
Growing Smarter	1,489	0
Environmental Programs to Counties FY01 - 02	0	0
Environmental Programs to Counties FY00 - 01	71,350	0
In-State Fire Costs	0	0
Administrative Adjustments	0	0
TOTAL AGENCY	<u>\$ 73,319</u>	<u>\$ 15,037,400</u>
DEPARTMENT OF MINES AND MINERAL RESOURCES		
Operating Lump Sum Appropriation	\$ 0	\$ 770,300
Administrative Adjustments	0	0
TOTAL AGENCY	<u>\$ 0</u>	<u>\$ 770,300</u>
ARIZONA NAVIGABLE STREAMS ADJUDICATION COMMISSION		
Operating Lump Sum Appropriation FY01 - 02	\$ 0	\$ 187,300
Operating Lump Sum Appropriation FY00 - 01	1,033	0
TOTAL AGENCY	<u>\$ 1,033</u>	<u>\$ 187,300</u>
ARIZONA STATE PARKS BOARD		
Operating Lump Sum Appropriation	\$ 0	\$ 7,461,700
Kartchner Caverns Operating	0	596,600
Growing Smarter - Land Conservation Fund	0	0

See accompanying notes to financial statements

SUPPLEMENTAL APPROPRIATIONS, MID-YEAR REVERSIONS AND ADJUSTMENTS	NET APPROPRIATIONS	EXPENDITURES	LAPSED APPROPRIATION AUTHORITY	JUNE 30, 2002 CONTINUING APPROPRIATION AUTHORITY
\$ (3,553,087)	\$ 3,585,713	\$ 3,582,025	\$ 3,688	\$ 0
2,557	2,557	2,557	0	0
<u>\$ (3,550,530)</u>	<u>\$ 3,588,270</u>	<u>\$ 3,584,582</u>	<u>\$ 3,688</u>	<u>\$ 0</u>
<u>\$ (3,550,530)</u>	<u>\$ 3,588,270</u>	<u>\$ 3,584,582</u>	<u>\$ 3,688</u>	<u>\$ 0</u>
\$ (43,360)	\$ 881,340	\$ 878,084	\$ 3,256	\$ 0
4,125	4,125	4,125	0	0
<u>\$ (39,235)</u>	<u>\$ 885,465</u>	<u>\$ 882,209</u>	<u>\$ 3,256</u>	<u>\$ 0</u>
\$ (929,705)	\$ 13,617,695	\$ 13,488,539	\$ 129,156	\$ 0
0	490,000	482,432	7,568	0
0	480	480	0	0
0	1,489	1,489	0	0
125,000	125,000	0	0	125,000
0	71,350	71,350	0	0
5,700,000	5,700,000	5,700,000	0	0
96,590	96,590	96,590	0	0
<u>\$ 4,991,885</u>	<u>\$ 20,102,604</u>	<u>\$ 19,840,880</u>	<u>\$ 136,724</u>	<u>\$ 125,000</u>
\$ (34,914)	\$ 735,386	\$ 734,894	\$ 492	\$ 0
1,153	1,153	1,153	0	0
<u>\$ (33,761)</u>	<u>\$ 736,539</u>	<u>\$ 736,047</u>	<u>\$ 492</u>	<u>\$ 0</u>
\$ (8,638)	\$ 178,662	\$ 155,862	\$ 22,800	\$ 0
0	1,033	252	781	0
<u>\$ (8,638)</u>	<u>\$ 179,695</u>	<u>\$ 156,114</u>	<u>\$ 23,581</u>	<u>\$ 0</u>
\$ (84,075)	\$ 7,377,625	\$ 7,237,842	\$ 139,783	\$ 0
(479,100)	117,500	117,500	0	0
20,000,000	20,000,000	20,000,000	0	0

See accompanying notes to financial statements

STATE OF ARIZONA
GENERAL FUND
STATEMENT OF EXPENDITURES - APPROPRIATION TO ACTUAL
BUDGETARY (LEGAL) BASIS
FOR THE YEAR ENDED JUNE 30, 2002


	JULY 1, 2001 CONTINUING APPROPRIATION AUTHORITY	GENERAL APPROPRIATIONS
Administrative Adjustments	0	0
TOTAL AGENCY	\$ 0	\$ 8,058,300
 WATER RESOURCES		
Operating Lump Sum Appropriation	\$ 0	\$ 14,884,700
Arizona Water Banking Authority	0	2,000,000
Rural Water Studies FY01 - 02	0	500,000
Rural Water Studies FY00 - 01	419,249	0
Rural Water Studies FY99 - 00	250,130	0
Riparian Bill	191	0
Administrative Adjustments	0	0
TOTAL AGENCY	\$ 669,570	\$ 17,384,700
 TOTAL NATURAL RESOURCES	 \$ 743,922	 \$ 42,362,700
 TOTAL GENERAL FUND	 \$ 46,332,384	 \$ 5,968,168,000

SUPPLEMENTAL APPROPRIATIONS, MID-YEAR REVERSIONS AND ADJUSTMENTS	NET APPROPRIATIONS	EXPENDITURES	LAPSED APPROPRIATION AUTHORITY	JUNE 30, 2002 CONTINUING APPROPRIATION AUTHORITY
7,831	7,831	7,831	0	0
<u>\$ 19,444,656</u>	<u>\$ 27,502,956</u>	<u>\$ 27,363,173</u>	<u>\$ 139,783</u>	<u>\$ 0</u>
\$ (675,026)	\$ 14,209,674	\$ 14,191,970	\$ 17,704	\$ 0
(1,000,000)	1,000,000	1,000,000	0	0
0	500,000	438,750	61,250	0
0	419,249	305,835	0	113,414
0	250,130	241,470	8,660	0
0	191	0	0	191
50,118	50,118	50,118	0	0
<u>\$ (1,624,908)</u>	<u>\$ 16,429,362</u>	<u>\$ 16,228,143</u>	<u>\$ 87,614</u>	<u>\$ 113,605</u>
<u>\$ 22,729,999</u>	<u>\$ 65,836,621</u>	<u>\$ 65,206,566</u>	<u>\$ 391,450</u>	<u>\$ 238,605</u>
<u>\$ 77,611,474</u>	<u>\$ 6,092,111,858</u>	<u>\$ 5,978,771,708</u>	<u>\$ 72,127,183</u>	<u>\$ 41,212,967</u>

See accompanying notes to financial statements

**THIS PAGE INTENTIONALLY
LEFT BLANK**

**GENERAL FUND
SUPPLEMENTAL
APPROPRIATION
SCHEDULE**



**THIS PAGE INTENTIONALLY
LEFT BLANK**

**STATE OF ARIZONA
GENERAL FUND DETAIL
SUPPLEMENTAL SCHEDULE DETAIL OF SUPPLEMENTAL
APPROPRIATIONS, MID-YEAR REVERSIONS AND ADJUSTMENTS
BUDGETARY (LEGAL) BASIS
FOR THE YEAR ENDED JUNE 30, 2002**

	Laws 2001, 1SS, Chpt 2, HB2014	Laws 2001, 2SS, Chpt 5, HB2018	Laws 2001, 2SS, Chpt 7, HB2019	Laws 2001, 3SS, Chpt 2, HB2003
GENERAL GOVERNMENT				
DEPARTMENT OF ADMINISTRATION				
Operating Lump Sum Appropriation	\$ 0	\$ (961,948)	\$ 0	\$ (64,224)
Capitol Land Exchange	0	0	0	0
Salary Adjustments	0	0	0	(3,971,500)
Classification Salary Adjustments	0	0	0	(4,497,400)
General Relief	0	0	0	184,305
Woolsey Flood District	0	0	0	0
State Electronic Commerce General Fund Appropriation	(200,000)	0	0	0
TOTAL AGENCY	<u>\$ (200,000)</u>	<u>\$ (961,948)</u>	<u>\$ 0</u>	<u>\$ (8,348,819)</u>
OFFICE OF ADMINISTRATIVE HEARING				
Operating Lump Sum Appropriation	<u>\$ 0</u>	<u>\$ (56,408)</u>	<u>\$ 0</u>	<u>\$ (2,954)</u>
TOTAL AGENCY	<u>\$ 0</u>	<u>\$ (56,408)</u>	<u>\$ 0</u>	<u>\$ (2,954)</u>
ATTORNEY GENERAL				
Operating Lump Sum Appropriation	\$ 0	\$ (953,851)	\$ 0	\$ (40,225)
State Grand Jury	0	0	0	0
Victims Rights Implementation	0	(505,000)	0	0
Alternative Fuel Program	0	(315,000)	0	(24,200)
TOTAL AGENCY	<u>\$ 0</u>	<u>\$ (1,773,851)</u>	<u>\$ 0</u>	<u>\$ (64,425)</u>
DEPARTMENT OF COMMERCE				
Operating Lump Sum Appropriation	\$ 0	\$ (440,263)	\$ 0	\$ (9,274)
Motion Picture Development	0	(50,000)	0	(1,476)
Apprenticeship Services Office	0	0	0	(382)
Agriculture Preservation District	500,000	0	0	0
APNE	(750,000)	0	0	0
Special Needs Housing	0	(58,101)	0	0
TOTAL AGENCY	<u>\$ (250,000)</u>	<u>\$ (548,364)</u>	<u>\$ 0</u>	<u>\$ (11,132)</u>
STATE BOARD OF EQUALIZATION				
Operating Lump Sum Appropriation	<u>\$ 0</u>	<u>\$ (32,250)</u>	<u>\$ 0</u>	<u>\$ (1,525)</u>
TOTAL AGENCY	<u>\$ 0</u>	<u>\$ (32,250)</u>	<u>\$ 0</u>	<u>\$ (1,525)</u>
OFFICE OF THE GOVERNOR				
Operating Lump Sum Appropriation	\$ 0	\$ (286,214)	\$ 0	\$ (15,057)
Emergency Proclamation	0	0	0	0
Border Volunteer Corps FY94 - 95	0	0	0	0
Governor's Office for Excellence in Government	0	(79,760)	0	(3,780)

See accompanying notes to financial statements

Laws 2001, 3SS, Chpt 1, HB2004	Salary Adjustment	Appropriation Transfers	Appropriation Adjustments	Supplemental Appropriations	Reversions	Supplemental Appropriations, Mid-year Reversions and Adjustments
\$ 0	\$ 39,300	\$ 0	\$ 0	\$ 0	\$ 0	\$ (986,872)
0	0	0	0	0	(58)	(58)
0	0	0	0	0	0	(3,971,500)
0	0	0	0	0	0	(4,497,400)
0	0	0	0	0	0	184,305
0	0	0	0	46,138	0	46,138
0	0	0	0	200,000	0	0
<u>\$ 0</u>	<u>\$ 39,300</u>	<u>\$ 0</u>	<u>\$ 0</u>	<u>\$ 246,138</u>	<u>\$ (58)</u>	<u>\$ (9,225,387)</u>
<u>\$ 0</u>	<u>\$ 1,800</u>	<u>\$ 0</u>	<u>\$ 0</u>	<u>\$ 0</u>	<u>\$ 0</u>	<u>\$ (57,562)</u>
<u>\$ 0</u>	<u>\$ 1,800</u>	<u>\$ 0</u>	<u>\$ 0</u>	<u>\$ 0</u>	<u>\$ 0</u>	<u>\$ (57,562)</u>
\$ 0	\$ 37,200	\$ 0	\$ 0	\$ 0	\$ 0	\$ (956,876)
0	100	0	0	0	0	100
0	0	0	0	0	0	(505,000)
0	0	0	0	0	0	(339,200)
<u>\$ 0</u>	<u>\$ 37,300</u>	<u>\$ 0</u>	<u>\$ 0</u>	<u>\$ 0</u>	<u>\$ 0</u>	<u>\$ (1,800,976)</u>
\$ 0	\$ 5,800	\$ 0	\$ 0	\$ 0	\$ 0	\$ (443,737)
0	600	0	0	0	0	(50,876)
0	300	0	0	0	0	(82)
0	0	0	0	0	0	500,000
0	0	0	0	1,500,000	0	750,000
0	0	58,101	0	0	0	0
<u>\$ 0</u>	<u>\$ 6,700</u>	<u>\$ 58,101</u>	<u>\$ 0</u>	<u>\$ 1,500,000</u>	<u>\$ 0</u>	<u>\$ 755,305</u>
<u>\$ 0</u>	<u>\$ 800</u>	<u>\$ 0</u>	<u>\$ 0</u>	<u>\$ 0</u>	<u>\$ 0</u>	<u>\$ (32,975)</u>
<u>\$ 0</u>	<u>\$ 800</u>	<u>\$ 0</u>	<u>\$ 0</u>	<u>\$ 0</u>	<u>\$ 0</u>	<u>\$ (32,975)</u>
\$ 0	\$ 6,700	\$ 0	\$ 0	\$ 0	\$ 0	\$ (294,571)
0	0	(3,997,349)	0	3,997,349	0	0
0	0	0	0	0	0	0
0	1,900	0	0	0	0	(81,640)

See accompanying notes to financial statements

**STATE OF ARIZONA
GENERAL FUND DETAIL
SUPPLEMENTAL SCHEDULE DETAIL OF SUPPLEMENTAL
APPROPRIATIONS, MID-YEAR REVERSIONS AND ADJUSTMENTS
BUDGETARY (LEGAL) BASIS
FOR THE YEAR ENDED JUNE 30, 2002**

	Laws 2001, 1SS, Chpt 2, HB2014	Laws 2001, 2SS, Chpt 5, HB2018	Laws 2001, 2SS, Chpt 7, HB2019	Laws 2001, 3SS, Chpt 2, HB2003
Governor's Office of Strategic Planning and Budgeting	0	(97,067)	0	(4,633)
Governor's Office of Equal Opportunity	0	0	0	0
TOTAL AGENCY	<u>\$ 0</u>	<u>\$ (463,041)</u>	<u>\$ 0</u>	<u>\$ (23,470)</u>
DEPARTMENT OF HOUSING DEVELOPMENT				
Special Needs Housing	<u>\$ 0</u>	<u>\$ (19,699)</u>	<u>\$ 0</u>	<u>\$ 0</u>
TOTAL AGENCY	<u>\$ 0</u>	<u>\$ (19,699)</u>	<u>\$ 0</u>	<u>\$ 0</u>
SUPREME COURT				
Operating Lump Sum Appropriation	\$ 0	\$ (156,000)	\$ 0	\$ (14,200)
Commission on Judicial Conduct	0	(1,900)	0	(500)
Judicial Assistance	0	0	0	(100)
Judicial Education	0	(13,300)	0	(300)
State Grand Jury Expenses	0	(28,000)	0	(37,644)
Judicial Performance Review	0	(6,000)	0	(500)
Post Conviction Relief	0	(5,000)	0	(200)
FOSTER CARE REVIEW BOARD				
Operating Lump Sum Appropriation	0	(62,200)	0	(2,700)
Model Court	0	(13,500)	0	(600)
TOTAL AGENCY	<u>\$ 0</u>	<u>\$ (285,900)</u>	<u>\$ 0</u>	<u>\$ (56,744)</u>
COURT OF APPEALS				
Division I - Operating Lump Sum Appropriation	\$ 0	\$ (56,800)	\$ 0	\$ (9,100)
Division II - Operating Lump Sum Appropriation	0	(23,900)	0	(4,300)
TOTAL AGENCY	<u>\$ 0</u>	<u>\$ (80,700)</u>	<u>\$ 0</u>	<u>\$ (13,400)</u>
SUPERIOR COURT				
Juvenile Treatment Services	0	(1,651,800)	0	0
Progressively Increasing Consequences	0	(484,300)	0	(151,800)
Juvenile Intensive Probation	0	(386,800)	0	0
Juvenile Probation State Aid	0	(821,600)	0	0
Adult Intensive Probation	0	(1,407,900)	0	0
Adult Probation Enhancement	0	(1,109,600)	0	(53,400)
Interstate Compact Adult Probation	0	(143,500)	0	0
Community Punishment	0	(519,700)	0	(90,000)
Child Support Enforcement	0	(15,000)	0	(1,300)
TOTAL AGENCY	<u>\$ 0</u>	<u>\$ (6,540,200)</u>	<u>\$ 0</u>	<u>\$ (296,500)</u>
SENATE				
Operating Lump Sum Appropriation	\$ 0	\$ (321,800)	\$ 0	\$ (16,900)
TOTAL AGENCY	<u>\$ 0</u>	<u>\$ (321,800)</u>	<u>\$ 0</u>	<u>\$ (16,900)</u>

See accompanying notes to financial statements

Laws 2001, 3SS, Chpt 1, HB2004	Salary Adjustment	Appropriation Transfers	Appropriation Adjustments	Supplemental Appropriations	Reversions	Supplemental Appropriations, Mid-year Reversions and Adjustments
0	2,500	0	0	0	0	(99,200)
0	500	0	0	0	0	500
<u>\$ 0</u>	<u>\$ 11,600</u>	<u>\$ (3,997,349)</u>	<u>\$ 0</u>	<u>\$ 3,997,349</u>	<u>\$ 0</u>	<u>\$ (474,911)</u>
<u>\$ 0</u>	<u>\$ 0</u>	<u>\$ (58,101)</u>	<u>\$ 0</u>	<u>\$ 0</u>	<u>\$ 0</u>	<u>\$ (77,800)</u>
<u>\$ 0</u>	<u>\$ 0</u>	<u>\$ (58,101)</u>	<u>\$ 0</u>	<u>\$ 0</u>	<u>\$ 0</u>	<u>\$ (77,800)</u>
\$ 0	\$ 12,000	\$ 40,000	\$ 0	\$ 0	\$ 0	\$ (118,200)
0	500	0	0	0	0	(1,900)
0	0	0	0	0	0	(100)
0	200	0	0	0	0	(13,400)
0	0	(138,000)	0	0	0	(203,644)
0	300	0	0	0	0	(6,200)
0	0	98,000	0	0	0	92,800
0	4,000	0	0	0	0	(60,900)
0	0	0	0	0	0	(14,100)
<u>\$ 0</u>	<u>\$ 17,000</u>	<u>\$ 0</u>	<u>\$ 0</u>	<u>\$ 0</u>	<u>\$ 0</u>	<u>\$ (325,644)</u>
\$ 0	\$ 8,900	\$ 0	\$ 0	\$ 0	\$ 0	\$ (57,000)
0	3,200	0	0	0	0	(25,000)
<u>\$ 0</u>	<u>\$ 12,100</u>	<u>\$ 0</u>	<u>\$ 0</u>	<u>\$ 0</u>	<u>\$ 0</u>	<u>\$ (82,000)</u>
0	700	0	0	0	0	(1,651,100)
0	11,400	0	0	0	0	(624,700)
0	14,900	0	0	0	0	(371,900)
0	15,100	0	0	0	0	(806,500)
0	28,500	0	0	0	0	(1,379,400)
0	36,000	0	0	0	0	(1,127,000)
0	2,600	0	0	0	0	(140,900)
0	9,400	0	0	0	0	(600,300)
0	800	0	0	0	0	(15,500)
<u>\$ 0</u>	<u>\$ 119,400</u>	<u>\$ 0</u>	<u>\$ 0</u>	<u>\$ 0</u>	<u>\$ 0</u>	<u>\$ (6,717,300)</u>
<u>\$ 0</u>	<u>\$ 13,300</u>	<u>\$ 0</u>	<u>\$ 0</u>	<u>\$ 0</u>	<u>\$ 0</u>	<u>\$ (325,400)</u>
<u>\$ 0</u>	<u>\$ 13,300</u>	<u>\$ 0</u>	<u>\$ 0</u>	<u>\$ 0</u>	<u>\$ 0</u>	<u>\$ (325,400)</u>

**STATE OF ARIZONA
GENERAL FUND DETAIL
SUPPLEMENTAL SCHEDULE DETAIL OF SUPPLEMENTAL
APPROPRIATIONS, MID-YEAR REVERSIONS AND ADJUSTMENTS
BUDGETARY (LEGAL) BASIS
FOR THE YEAR ENDED JUNE 30, 2002**

	<u>Laws 2001, 1SS, Chpt 2, HB2014</u>	<u>Laws 2001, 2SS, Chpt 5, HB2018</u>	<u>Laws 2001, 2SS, Chpt 7, HB2019</u>	<u>Laws 2001, 3SS, Chpt 2, HB2003</u>
HOUSE OF REPRESENTATIVES				
Operating Lump Sum Appropriation	\$ 0	\$ 0	\$ 0	\$ (28,300)
TOTAL AGENCY	<u>\$ 0</u>	<u>\$ 0</u>	<u>\$ 0</u>	<u>\$ (28,300)</u>
AUDITOR GENERAL				
Operating Lump Sum Appropriation	\$ 0	\$ (608,300)	\$ 0	\$ (31,300)
TOTAL AGENCY	<u>\$ 0</u>	<u>\$ (608,300)</u>	<u>\$ 0</u>	<u>\$ (31,300)</u>
JOINT LEGISLATIVE BUDGET COMMITTEE				
Operating Lump Sum Appropriation	\$ 0	\$ (117,500)	\$ 0	\$ (5,900)
TOTAL AGENCY	<u>\$ 0</u>	<u>\$ (117,500)</u>	<u>\$ 0</u>	<u>\$ (5,900)</u>
LEGISLATIVE COUNCIL				
Operating Lump Sum Appropriation	\$ 0	\$ (275,945)	\$ 0	\$ (12,800)
TOTAL AGENCY	<u>\$ 0</u>	<u>\$ (275,945)</u>	<u>\$ 0</u>	<u>\$ (12,800)</u>
ADVOCATE FOR PRIVATE PROPERTY RIGHTS				
Operating Lump Sum Appropriation	\$ 0	\$ (79,655)	\$ 0	\$ 0
TOTAL AGENCY	<u>\$ 0</u>	<u>\$ (79,655)</u>	<u>\$ 0</u>	<u>\$ 0</u>
ARIZONA STATE LIBRARY, ARCHIVES AND PUBLIC RECORDS				
Operating Lump Sum Appropriation	\$ 0	\$ (377,600)	\$ 0	\$ (18,900)
TOTAL AGENCY	<u>\$ 0</u>	<u>\$ (377,600)</u>	<u>\$ 0</u>	<u>\$ (18,900)</u>
PERSONNEL BOARD				
Operating Lump Sum Appropriation	\$ 0	\$ (18,003)	\$ 0	\$ (951)
TOTAL AGENCY	<u>\$ 0</u>	<u>\$ (18,003)</u>	<u>\$ 0</u>	<u>\$ (951)</u>
ARIZONA STATE RETIREMENT SYSTEM				
James J. Burke v. ASRS, Attorney Fees and Costs	\$ 0	0	0	0
TOTAL AGENCY	<u>\$ 0</u>	<u>\$ 0</u>	<u>\$ 0</u>	<u>\$ 0</u>
DEPARTMENT OF REVENUE				
Operating Lump Sum Appropriation	\$ 0	\$ (1,908,214)	\$ 0	\$ (137,657)
Computer Project	0	(339,100)	0	0
Property Class Consolidation FY99 - 00	0	0	0	0
Alternative Fuel	0	(25,000)	0	0
Refund Offset Program	0	(10,000)	146,250	(10,000)
TOTAL AGENCY	<u>\$ 0</u>	<u>\$ (2,282,314)</u>	<u>\$ 146,250</u>	<u>\$ (147,657)</u>

See accompanying notes to financial statements

Laws 2001, 3SS, Chpt 1, HB2004	Salary Adjustment	Appropriation Transfers	Appropriation Adjustments	Supplemental Appropriations	Reversions	Supplemental Appropriations, Mid-year Reversions and Adjustments
\$ 0	\$ 22,400	\$ 0	\$ 0	\$ 0	\$ (733,584)	\$ (739,484)
<u>\$ 0</u>	<u>\$ 22,400</u>	<u>\$ 0</u>	<u>\$ 0</u>	<u>\$ 0</u>	<u>\$ (733,584)</u>	<u>\$ (739,484)</u>
\$ 0	\$ 20,500	\$ 0	\$ 0	\$ 0	\$ 0	\$ (619,100)
<u>\$ 0</u>	<u>\$ 20,500</u>	<u>\$ 0</u>	<u>\$ 0</u>	<u>\$ 0</u>	<u>\$ 0</u>	<u>\$ (619,100)</u>
\$ 0	\$ 3,600	\$ 0	\$ 0	\$ 0	\$ (50,000)	\$ (169,800)
<u>\$ 0</u>	<u>\$ 3,600</u>	<u>\$ 0</u>	<u>\$ 0</u>	<u>\$ 0</u>	<u>\$ (50,000)</u>	<u>\$ (169,800)</u>
\$ 0	\$ 5,500	\$ 0	\$ 0	\$ 0	\$ 0	\$ (283,245)
<u>\$ 0</u>	<u>\$ 5,500</u>	<u>\$ 0</u>	<u>\$ 0</u>	<u>\$ 0</u>	<u>\$ 0</u>	<u>\$ (283,245)</u>
\$ 0	\$ 0	\$ 0	\$ 0	\$ 0	\$ 0	\$ (79,655)
<u>\$ 0</u>	<u>\$ 0</u>	<u>\$ 0</u>	<u>\$ 0</u>	<u>\$ 0</u>	<u>\$ 0</u>	<u>\$ (79,655)</u>
\$ 0	\$ 12,500	\$ 0	\$ 0	\$ 0	\$ 0	\$ (384,000)
<u>\$ 0</u>	<u>\$ 12,500</u>	<u>\$ 0</u>	<u>\$ 0</u>	<u>\$ 0</u>	<u>\$ 0</u>	<u>\$ (384,000)</u>
\$ 0	\$ 300	\$ 0	\$ 0	\$ 0	\$ 0	\$ (18,654)
<u>\$ 0</u>	<u>\$ 300</u>	<u>\$ 0</u>	<u>\$ 0</u>	<u>\$ 0</u>	<u>\$ 0</u>	<u>\$ (18,654)</u>
0	0	0	0	6,300,000	0	6,300,000
<u>\$ 0</u>	<u>\$ 0</u>	<u>\$ 0</u>	<u>\$ 0</u>	<u>\$ 6,300,000</u>	<u>\$ 0</u>	<u>\$ 6,300,000</u>
\$ 0	\$ 107,000	\$ 0	\$ 0	\$ 0	\$ 0	\$ (1,938,871)
0	0	0	0	0	0	(339,100)
0	0	0	0	0	0	0
0	0	0	0	0	0	(25,000)
0	0	0	0	0	0	126,250
<u>\$ 0</u>	<u>\$ 107,000</u>	<u>\$ 0</u>	<u>\$ 0</u>	<u>\$ 0</u>	<u>\$ 0</u>	<u>\$ (2,176,721)</u>

See accompanying notes to financial statements

**STATE OF ARIZONA
GENERAL FUND DETAIL
SUPPLEMENTAL SCHEDULE DETAIL OF SUPPLEMENTAL
APPROPRIATIONS, MID-YEAR REVERSIONS AND ADJUSTMENTS
BUDGETARY (LEGAL) BASIS
FOR THE YEAR ENDED JUNE 30, 2002**

	<u>Laws 2001, 1SS, Chpt 2, HB2014</u>	<u>Laws 2001, 2SS, Chpt 5, HB2018</u>	<u>Laws 2001, 2SS, Chpt 7, HB2019</u>	<u>Laws 2001, 3SS, Chpt 2, HB2003</u>
DEPARTMENT OF STATE - SECRETARY OF STATE				
Operating Lump Sum Appropriation	\$ 0	\$ (110,702)	\$ 0	\$ (7,532)
Elections	0	(44,462)	0	0
TOTAL AGENCY	<u>\$ 0</u>	<u>\$ (155,164)</u>	<u>\$ 0</u>	<u>\$ (7,532)</u>
STATE BOARD OF TAX APPEALS				
Operating Lump Sum Appropriation	\$ 0	\$ (14,306)	\$ 0	\$ (753)
TOTAL AGENCY	<u>\$ 0</u>	<u>\$ (14,306)</u>	<u>\$ 0</u>	<u>\$ (753)</u>
OFFICE OF TOURISM				
Transfer to Tourism Fund (Laws 2001, Chapter 236, Section 97)	\$ 0	\$ (1,062,353)	\$ 0	\$ (26,026)
TOTAL AGENCY	<u>\$ 0</u>	<u>\$ (1,062,353)</u>	<u>\$ 0</u>	<u>\$ (26,026)</u>
STATE TREASURER				
Operating Lump Sum Appropriation	\$ 0	\$ (119,637)	\$ 0	\$ (5,939)
Justice of the Peace Salaries	0	(131,445)	0	(6,974)
Community College Reimbursement	0	0	0	0
Corporate Income Tax Transfer to WQARF	(10,000,000)	0	0	0
Property Tax Refund	0	(9,000)	0	(478)
TOTAL AGENCY	<u>\$ (10,000,000)</u>	<u>\$ (260,082)</u>	<u>\$ 0</u>	<u>\$ (13,391)</u>
COMMISSION ON UNIFORM STATE LAWS				
Operating Lump Sum Appropriation	\$ 0	\$ (3,490)	\$ 0	\$ 0
TOTAL AGENCY	<u>\$ 0</u>	<u>\$ (3,490)</u>	<u>\$ 0</u>	<u>\$ 0</u>
TOTAL GENERAL GOVERNMENT	<u>\$ (10,450,000)</u>	<u>\$ (16,338,873)</u>	<u>\$ 146,250</u>	<u>\$ (9,129,379)</u>
HEALTH AND WELFARE				
ARIZONA HEALTH CARE COST CONTAINMENT SYSTEM				
ADMINISTRATION				
Operating Lump Sum Appropriation	\$ 0	\$ (1,580,000)	\$ 0	\$ (114,300)
DOA Data Center Charges	0	(137,000)	0	0
Indian Advisory Council	0	(4,600)	0	0
DES Eligibility	0	0	0	0
DES Title XIX Pass Through	0	0	0	0
DHS Title XIX Pass Through	0	0	0	0
Finger Imaging	0	0	0	0
Breast and Cervical Cancer Treatment	0	0	52,730	0

See accompanying notes to financial statements

Laws 2001, 3SS, Chpt 1, HB2004	Salary Adjustment	Appropriation Transfers	Appropriation Adjustments	Supplemental Appropriations	Reversions	Supplemental Appropriations, Mid-year Reversions and Adjustments
\$ 0	\$ 31,400	\$ 0	\$ 0	\$ 0	\$ 0	\$ (86,834)
0	800	0	0	0	0	(43,662)
<u>\$ 0</u>	<u>\$ 32,200</u>	<u>\$ 0</u>	<u>\$ 0</u>	<u>\$ 0</u>	<u>\$ 0</u>	<u>\$ (130,496)</u>
\$ 0	\$ 600	\$ 0	\$ 0	\$ 0	\$ 0	\$ (14,459)
<u>\$ 0</u>	<u>\$ 600</u>	<u>\$ 0</u>	<u>\$ 0</u>	<u>\$ 0</u>	<u>\$ 0</u>	<u>\$ (14,459)</u>
\$ 0	\$ 0	\$ 0	\$ 0	\$ 0	\$ 0	\$ (1,088,379)
<u>\$ 0</u>	<u>\$ 0</u>	<u>\$ 0</u>	<u>\$ 0</u>	<u>\$ 0</u>	<u>\$ 0</u>	<u>\$ (1,088,379)</u>
\$ 0	\$ 3,600	\$ 0	\$ 0	\$ 0	\$ 0	\$ (121,976)
0	0	0	0	0	0	(138,419)
0	0	0	0	3,538,665	0	3,538,665
0	0	0	0	15,000,000	0	5,000,000
0	0	0	0	0	0	(9,478)
<u>\$ 0</u>	<u>\$ 3,600</u>	<u>\$ 0</u>	<u>\$ 0</u>	<u>\$ 18,538,665</u>	<u>\$ 0</u>	<u>\$ 8,268,792</u>
\$ 0	\$ 0	\$ 0	\$ 0	\$ 0	\$ 0	\$ (3,490)
<u>\$ 0</u>	<u>\$ 0</u>	<u>\$ 0</u>	<u>\$ 0</u>	<u>\$ 0</u>	<u>\$ 0</u>	<u>\$ (3,490)</u>
<u>\$ 0</u>	<u>\$ 467,500</u>	<u>\$ (3,997,349)</u>	<u>\$ 0</u>	<u>\$ 24,282,152</u>	<u>\$ (783,642)</u>	<u>\$ (9,503,341)</u>
\$ 0	\$ 55,300	\$ 0	\$ 0	\$ 0	\$ 0	\$ (1,639,000)
0	0	0	0	0	0	(137,000)
0	100	0	0	0	0	(4,500)
0	54,200	0	0	0	0	54,200
0	200	0	0	0	0	200
0	1,500	0	0	0	0	1,500
0	0	(750,000)	0	0	0	(750,000)
0	0	0	0	0	0	52,730

See accompanying notes to financial statements

**STATE OF ARIZONA
GENERAL FUND DETAIL
SUPPLEMENTAL SCHEDULE DETAIL OF SUPPLEMENTAL
APPROPRIATIONS, MID-YEAR REVERSIONS AND ADJUSTMENTS
BUDGETARY (LEGAL) BASIS
FOR THE YEAR ENDED JUNE 30, 2002**

	Laws 2001, 1SS, Chpt 2, HB2014	Laws 2001, 2SS, Chpt 5, HB2018	Laws 2001, 2SS, Chpt 7, HB2019	Laws 2001, 3SS, Chpt 2, HB2003
ACUTE CARE				
Capitation	0	(3,595,456)	0	2,499,600
Fee for Service	0	(280,900)	0	792,700
Reinsurance	0	0	0	469,600
Medicare Premiums	0	0	0	0
Disproportionate Share Payments	0	20,714,000	0	0
Budget Neutrality Compliance Deposit	0	0	(35,000,000)	0
Breast and Cervical Cancer Treatment Program	0	0	1,247,270	0
County Net Loss Offset	0	0	0	0
Critical Access Hospitals	0	0	591,900	0
Medical Services Stabilization Fund Reimbursement for Decreased FY01 Disproportionate Share Revenue	0	0	0	0
State Emergency Services	0	0	0	0
State Emergency Services	0	0	0	0
LONG TERM CARE				
Operating Lump Sum Appropriation	0	0	0	1,305,300
Freedom to Work Program Expense General	0	0	123,400	0
TOTAL AGENCY	\$ 0	\$ 15,116,044	\$ (32,984,700)	\$ 4,952,900

DEPARTMENT OF ECONOMIC SECURITY

ADMINISTRATION

ADM Operating Lump Sum Appropriation	\$ 0	\$ (3,195,000)	\$ 0	\$ (1,400)
ADM Finger Imaging	0	0	0	0
ADM Attorney General Legal Services	0	(14,000)	0	(500)

DEVELOPMENTAL DISABILITIES

DDD Operating Lump Sum Appropriation	0	0	0	(140,000)
DDD Case Management	0	0	0	0
DDD Home and Community Based Services	0	0	0	0
DDD Arizona Training Program at Coolidge	0	0	0	0
State Funded LTC Services	0	(1,653,300)	0	0

LONG TERM CARE SYSTEM

LTC Operating Lump Sum Appropriation	0	(68,100)	0	0
LTC Case Management	0	(93,200)	0	0
LTC Home and Community Based Services	0	(12,300)	0	0
LTC Institutional Services	0	(10,600)	0	0
LTC Medical Services	0	(12,500)	0	0
LTC Arizona Training Program at Coolidge	0	(71,800)	0	0

BENEFITS AND MEDICAL ELIGIBILITY

DBME Operating Lump Sum Appropriation	0	0	0	0
DBME General Assistance FY01 - 02	0	0	0	0
DBME Institutional Support Payments	0	0	0	0

See accompanying notes to financial statements

Laws 2001, 3SS, Chpt 1, HB2004	Salary Adjustment	Appropriation Transfers	Appropriation Adjustments	Supplemental Appropriations	Reversions	Supplemental Appropriations, Mid-year Reversions and Adjustments
0	0	1,898,200	0	(3,502,000)	0	(2,699,656)
0	0	0	0	(1,100,000)	0	(588,200)
0	0	(761,931)	0	0	0	(292,331)
0	0	200,000	0	0	0	200,000
17,063,400	0	40	0	0	0	37,777,440
0	0	0	0	105,055,900	0	70,055,900
0	0	0	0	0	0	1,247,270
0	0	0	0	5,432,500	0	5,432,500
0	0	(462,909)	0	0	0	128,991
0	0	0	0	13,405,600	0	13,405,600
(3,800,807)	0	0	0	12,222,400	0	8,421,593
0	0	0	0	1,100,000	0	1,100,000
0	0	0	0	0	0	1,305,300
0	0	(123,400)	0	0	0	0
<u>\$ 13,262,593</u>	<u>\$ 111,300</u>	<u>\$ 0</u>	<u>\$ 0</u>	<u>\$ 132,614,400</u>	<u>\$ 0</u>	<u>\$ 133,072,537</u>

\$ 0	\$ 25,100	\$ 1,831,300	\$ 0	\$ 0	\$ 0	\$ (1,340,000)
0	100	0	0	0	0	100
0	500	104,900	0	0	0	90,900
0	9,300	144,300	0	0	0	13,600
0	8,700	823,900	0	0	0	832,600
0	5,000	(4,239,200)	0	0	0	(4,234,200)
0	13,500	(538,000)	0	0	0	(524,500)
0	0	2,809,000	0	0	0	1,155,700
0	6,900	0	0	0	0	(61,200)
0	12,400	0	0	0	0	(80,800)
0	1,900	0	0	0	0	(10,400)
0	1,500	0	0	0	0	(9,100)
0	600	0	0	0	0	(11,900)
0	10,100	0	0	0	0	(61,700)
0	49,900	700,000	0	0	0	749,900
0	0	77,000	0	1,248,200	0	1,325,200
0	0	(67,000)	0	0	0	(67,000)

See accompanying notes to financial statements

**STATE OF ARIZONA
GENERAL FUND DETAIL
SUPPLEMENTAL SCHEDULE DETAIL OF SUPPLEMENTAL
APPROPRIATIONS, MID-YEAR REVERSIONS AND ADJUSTMENTS
BUDGETARY (LEGAL) BASIS
FOR THE YEAR ENDED JUNE 30, 2002**

	Laws 2001, 1SS, Chpt 2, HB2014	Laws 2001, 2SS, Chpt 5, HB2018	Laws 2001, 2SS, Chpt 7, HB2019	Laws 2001, 3SS, Chpt 2, HB2003
DBME Tuberculosis Control	0	0	0	0
DBME Outreach and Naturalization	0	(165,000)	0	0
CHILD SUPPORT ENFORCEMENT				
DCSE Operating Lump Sum Appropriation	0	(61,600)	0	(15,700)
DCSE Genetic Testing	0	(36,400)	0	0
DCSE Attorney General Legal Services	0	0	0	(2,400)
AGING AND COMMUNITY SERVICES				
DACS Operating Lump Sum Appropriation	0	(25,500)	0	(53,200)
DACS Information and Referral	0	0	0	0
DACS Adult Services	0	(205,000)	0	0
DACS Domestic Violence Prevention	0	(250,000)	0	0
DACS Domestic Violence Shelter Program FY01 - 02	0	0	0	0
DACS Domestic Violence Legal Assistance	0	0	0	0
DACS/CSAA Food Bank	0	0	0	0
CHILDREN, YOUTH AND FAMILIES				
DCYF Operating Lump Sum Appropriation	0	(57,600)	0	(326,000)
DCYF Children Service FY01 - 02	0	0	0	0
DCYF High Risk Infant Service	0	(386,000)	0	0
DCYF Adoption Services	0	(1,300,000)	0	0
DCYF Child Severance Project	0	(146,500)	0	0
DCYF Family Builders Pilot FY01 - 02	0	(1,630,497)	0	0
DCYF Attorney General Legal Services	0	0	0	(8,200)
DCYF CPS Incentive Pay Program	0	(124,800)	0	0
DCYF CPS Appeals	0	0	0	(1,100)
DCYF IV-E Cost Allocation Contingency	0	8,224,200	0	0
EMPLOYMENT AND REHABILITATIVE SERVICES				
DERS Operating Lump Sum Appropriation	0	0	0	(41,300)
DERS Job Search Stipends	0	(63,900)	0	0
DERS Employment Support Services	0	(500,000)	0	0
DERS Summer Youth Program FY01 - 02	0	(1,000,000)	0	0
DERS Project Intervention FY01 - 02	0	(1,000,000)	0	0
DERS JOBS	0	(1,000,000)	0	0
TOTAL AGENCY	<u>\$ 0</u>	<u>\$ (4,859,397)</u>	<u>\$ 0</u>	<u>\$ (589,800)</u>
DEPARTMENT OF ENVIRONMENTAL QUALITY				
Personal Services	\$ 0	\$ (911,000)	\$ 0	\$ (34,900)
Employee Related Expenditure	0	(114,787)	0	0
All Other Operating Expenditures	0	(14,800)	0	0
TOTAL AGENCY	<u>\$ 0</u>	<u>\$ (1,040,587)</u>	<u>\$ 0</u>	<u>\$ (34,900)</u>

See accompanying notes to financial statements

Laws 2001, 3SS, Chpt 1, HB2004	Salary Adjustment	Appropriation Transfers	Appropriation Adjustments	Supplemental Appropriations	Reversions	Supplemental Appropriations, Mid-year Reversions and Adjustments
0	0	(10,000)	0	0	0	(10,000)
0	0	0	0	0	0	(165,000)
0	2,700	0	0	0	0	(74,600)
0	0	0	0	0	0	(36,400)
0	0	0	0	0	0	(2,400)
0	9,000	(200,000)	0	0	0	(269,700)
0	0	(115,400)	0	0	0	(115,400)
0	0	(300,000)	0	0	0	(505,000)
0	0	0	0	0	0	(250,000)
0	0	0	0	300,000	0	300,000
0	0	0	0	200,000	0	200,000
0	0	0	0	0	(314)	(314)
0	80,200	4,900,100	0	0	0	4,596,700
0	0	2,642,900	0	0	0	2,642,900
0	0	0	0	0	0	(386,000)
0	0	0	0	1,144,400	0	(155,600)
0	0	0	0	0	0	(146,500)
0	1,500	0	0	0	0	(1,628,997)
0	8,200	(209,000)	0	0	0	(209,000)
0	0	0	0	0	0	(124,800)
0	1,100	(80,000)	0	0	0	(80,000)
0	0	(8,224,200)	0	0	0	0
0	12,100	(150,000)	0	0	0	(179,200)
0	0	(11,000)	0	0	0	(74,900)
0	0	(1,600,000)	0	0	0	(2,100,000)
0	0	0	0	0	0	(1,000,000)
0	0	0	0	0	0	(1,000,000)
0	0	1,710,400	0	0	0	710,400
<u>\$</u> 0	<u>\$</u> 260,300	<u>\$</u> 0	<u>\$</u> 0	<u>\$</u> 2,892,600	<u>\$</u> (314)	<u>\$</u> (2,296,611)
\$	0	(1,251,460)	\$	0	\$	(2,197,360)
0	0	60,647	0	0	0	(54,140)
0	25,200	1,190,813	0	0	0	1,201,213
<u>\$</u> 0	<u>\$</u> 25,200	<u>\$</u> 0	<u>\$</u> 0	<u>\$</u> 0	<u>\$</u> 0	<u>\$</u> (1,050,287)

See accompanying notes to financial statements

**STATE OF ARIZONA
GENERAL FUND DETAIL
SUPPLEMENTAL SCHEDULE DETAIL OF SUPPLEMENTAL
APPROPRIATIONS, MID-YEAR REVERSIONS AND ADJUSTMENTS
BUDGETARY (LEGAL) BASIS
FOR THE YEAR ENDED JUNE 30, 2002**

	<u>Laws 2001, 1SS, Chpt 2, HB2014</u>	<u>Laws 2001, 2SS, Chpt 5, HB2018</u>	<u>Laws 2001, 2SS, Chpt 7, HB2019</u>	<u>Laws 2001, 3SS, Chpt 2, HB2003</u>
DEPARTMENT OF HEALTH SERVICES				
ADMINISTRATION				
Personal Services	\$ 0	\$ (682,000)	\$ 0	\$ 0
Employee Related Expenditures	0	(86,100)	0	0
All Other Operating Expenditures	0	0	0	0
Assurance and Licensure	0	0	0	0
PUBLIC HEALTH				
Personal Services	0	(120,800)	0	0
Employee Related Expenditures	0	(15,700)	0	0
Vaccines	0	(593,200)	0	(470,100)
Laboratory Services	0	(122,300)	0	0
Reimbursement to Counties	0	(38,900)	0	0
FAMILY HEALTH				
Personal Services	0	(139,000)	0	0
Employee Related Expenditures	0	(18,100)	0	0
All Other Operating Expenditures	0	(77,000)	0	0
Children's Rehabilitative Services	0	(106,800)	0	0
Adult Cystic Fibrosis	0	(13,200)	0	0
Adult Sickle Cell Anemia	0	(4,200)	0	0
High Risk Perinatal Services	0	(198,400)	0	0
Nutrition Services FY01 - 02	0	(23,100)	0	0
County Prenatal Services Grant	0	(72,600)	0	0
Teenage Pregnancy Prevention Task Force	0	(250,000)	0	0
Health Start Program FY01 - 02	0	(1,199,300)	0	0
Children's Physical Activities Program	(75,000)	0	0	0
BEHAVIORAL HEALTH SERVICES				
Personal Services	0	(108,300)	0	0
Employee Related Expenditures	0	(27,700)	0	0
All Other Operating Expenditures	0	(25,000)	0	0
Client Satisfaction Incentive Program	0	(100,000)	0	0
RBHA Client Encounter Reports	0	(1,848,900)	0	0
Computer Hardware Lease	0	(125,000)	0	0
Children's Behavioral Health Services	0	(785,900)	0	0
Children's Behavioral Health State Match for Title XIX	0	3,330,100	0	1,224,700
Seriously Emotionally Handicapped Child	0	(175,000)	0	0
Seriously Mentally Ill State Match for Title XIX	0	1,784,600	0	2,106,700
Seriously Mentally Ill Non-Title XIX	0	(9,182,100)	0	(9,500,000)
Court Monitoring	0	(8,200)	0	0
Psychiatric Review Board	0	(3,500)	0	0
Mental Health Non-Title XIX	0	(8,919,756)	0	0
Substance Abuse Non-Title XIX	0	0	0	0

See accompanying notes to financial statements

Laws 2001, 3SS, Chpt 1, HB2004	Salary Adjustment	Appropriation Transfers	Appropriation Adjustments	Supplemental Appropriations	Reversions	Supplemental Appropriations, Mid-year Reversions and Adjustments
\$ 0	\$ 16,900	\$ 0	\$ 0	\$ 0	\$ 0	\$ (665,100)
0	2,300	0	0	0	0	(83,800)
0	1,100	(27,500)	0	0	0	(26,400)
0	13,200	27,500	0	0	0	40,700
0	11,600	0	0	0	0	(109,200)
0	1,600	0	0	0	0	(14,100)
0	0	0	0	0	0	(1,063,300)
0	5,900	0	0	0	0	(116,400)
0	0	0	0	0	0	(38,900)
0	6,100	0	0	0	0	(132,900)
0	800	0	0	0	0	(17,300)
0	0	0	0	0	0	(77,000)
0	0	0	0	0	0	(106,800)
0	0	0	0	0	0	(13,200)
0	0	0	0	0	0	(4,200)
0	0	0	0	0	0	(198,400)
0	0	0	0	0	0	(23,100)
0	0	0	0	0	0	(72,600)
0	0	0	0	0	0	(250,000)
0	0	0	0	0	0	(1,199,300)
0	0	0	0	75,000	0	0
0	6,200	0	0	0	0	(102,100)
0	800	0	0	0	0	(26,900)
0	0	0	0	0	0	(25,000)
0	0	0	0	0	0	(100,000)
0	0	0	0	0	0	(1,848,900)
0	0	0	0	0	0	(125,000)
0	0	0	0	0	0	(785,900)
0	0	0	0	0	0	4,554,800
0	0	0	0	0	0	(175,000)
0	0	0	0	0	0	3,891,300
0	0	(2,462,700)	0	0	0	(21,144,800)
0	0	0	0	0	0	(8,200)
0	200	0	0	0	0	(3,300)
0	0	3,481,300	0	0	0	(5,438,456)
0	0	(1,018,600)	0	0	0	(1,018,600)

See accompanying notes to financial statements

**STATE OF ARIZONA
GENERAL FUND DETAIL
SUPPLEMENTAL SCHEDULE DETAIL OF SUPPLEMENTAL
APPROPRIATIONS, MID-YEAR REVERSIONS AND ADJUSTMENTS
BUDGETARY (LEGAL) BASIS
FOR THE YEAR ENDED JUNE 30, 2002**

	Laws 2001, 1SS, Chpt 2, HB2014	Laws 2001, 2SS, Chpt 5, HB2018	Laws 2001, 2SS, Chpt 7, HB2019	Laws 2001, 3SS, Chpt 2, HB2003
Mental Health and Substance Abuse State Match	0	2,777,500	0	367,900
Suicide Prevention Program	0	0	0	0
ARIZONA STATE HOSPITAL				
Personal Services	0	(2,571,300)	0	0
Employee Related Expenditures	0	(509,100)	0	0
All Other Operating Expenditures	0	1,274,900	0	0
Sexually Violent Persons	0	390,600	0	0
Community Placement Treatment	0	5,609,200	0	0
TOTAL AGENCY	<u>\$ (75,000)</u>	<u>\$ (12,983,556)</u>	<u>\$ 0</u>	<u>\$ (6,270,800)</u>
 ARIZONA COMMISSION OF INDIAN AFFAIRS				
Operating Lump Sum Appropriation	\$ 0	\$ (10,609)	\$ 0	\$ (554)
TOTAL AGENCY	<u>\$ 0</u>	<u>\$ (10,609)</u>	<u>\$ 0</u>	<u>\$ (554)</u>
 ARIZONA PIONEERS' HOME				
Personal Services	\$ 0	\$ (1,634,800)	\$ 0	\$ 0
Employee Related Expenditures	0	(450,500)	0	0
Professional and Outside Expenditures	0	(162,700)	0	0
Travel In-State	0	(19,200)	0	0
Food	0	(231,800)	0	0
Prescription Drugs	0	(165,300)	0	0
TOTAL AGENCY	<u>\$ 0</u>	<u>\$ (2,664,300)</u>	<u>\$ 0</u>	<u>\$ 0</u>
 DEPARTMENT OF VETERANS' SERVICE				
Operating Lump Sum Appropriation	\$ 0	\$ (16,948)	\$ 0	\$ (5,774)
State Veterans' Home - Operating Lump Sum Appropriation	0	0	(40,000)	0
Southern Arizona Veterans' Cemetery	0	(100,900)	0	0
Veterans' Conservatorship	0	0	0	0
Veterans' Services	0	0	0	0
TOTAL AGENCY	<u>\$ 0</u>	<u>\$ (117,848)</u>	<u>\$ (40,000)</u>	<u>\$ (5,774)</u>
 TOTAL HEALTH AND WELFARE	<u>\$ (75,000)</u>	<u>\$ (6,560,253)</u>	<u>\$ (33,024,700)</u>	<u>\$ (1,948,928)</u>
 INSPECTION AND REGULATION				
 ARIZONA DEPARTMENT OF AGRICULTURE				
Operating Lump Sum Appropriation FY01 - 02	\$ 0	\$ (777,582)	\$ 0	\$ (29,691)
Red Imported Fire Ant	0	(215,500)	0	0
TOTAL AGENCY	<u>\$ 0</u>	<u>\$ (993,082)</u>	<u>\$ 0</u>	<u>\$ (29,691)</u>

See accompanying notes to financial statements

Laws 2001, 3SS, Chpt 1, HB2004	Salary Adjustment	Appropriation Transfers	Appropriation Adjustments	Supplemental Appropriations	Reversions	Supplemental Appropriations, Mid-year Reversions and Adjustments
0	0	0	0	0	0	3,145,400
0	0	0	0	140,000	0	140,000
0	61,800	0	0	0	0	(2,509,500)
0	8,300	0	0	0	0	(500,800)
0	0	0	0	0	0	1,274,900
0	19,500	0	0	0	0	410,100
0	0	0	0	0	0	5,609,200
<u>\$ 0</u>	<u>\$ 156,300</u>	<u>\$ 0</u>	<u>\$ 0</u>	<u>\$ 215,000</u>	<u>\$ 0</u>	<u>\$ (18,958,056)</u>
<u>\$ 0</u>	<u>\$ 500</u>	<u>\$ 0</u>	<u>\$ 0</u>	<u>\$ 0</u>	<u>\$ 0</u>	<u>\$ (10,663)</u>
<u>\$ 0</u>	<u>\$ 500</u>	<u>\$ 0</u>	<u>\$ 0</u>	<u>\$ 0</u>	<u>\$ 0</u>	<u>\$ (10,663)</u>
\$ 0	\$ 6,600	\$ 0	\$ 0	\$ 0	\$ 0	\$ (1,628,200)
0	0	0	0	0	0	(450,500)
0	0	0	0	0	0	(162,700)
0	0	0	0	0	0	(19,200)
0	0	0	0	0	0	(231,800)
0	0	0	0	0	0	(165,300)
<u>\$ 0</u>	<u>\$ 6,600</u>	<u>\$ 0</u>	<u>\$ 0</u>	<u>\$ 0</u>	<u>\$ 0</u>	<u>\$ (2,657,700)</u>
\$ 0	\$ 5,200	\$ 0	\$ 0	\$ 0	\$ 0	\$ (17,522)
0	0	0	0	50,000	0	10,000
0	0	0	0	0	0	(100,900)
0	1,000	0	0	0	0	1,000
0	1,200	0	0	0	0	1,200
<u>\$ 0</u>	<u>\$ 7,400</u>	<u>\$ 0</u>	<u>\$ 0</u>	<u>\$ 50,000</u>	<u>\$ 0</u>	<u>\$ (106,222)</u>
<u>\$ 13,262,593</u>	<u>\$ 567,600</u>	<u>\$ 0</u>	<u>\$ 0</u>	<u>\$ 135,772,000</u>	<u>\$ (314)</u>	<u>\$ 107,992,998</u>
\$ 0	\$ 24,500	\$ 0	\$ 0	\$ 0	\$ 0	\$ (782,773)
0	0	0	0	0	0	(215,500)
<u>\$ 0</u>	<u>\$ 24,500</u>	<u>\$ 0</u>	<u>\$ 0</u>	<u>\$ 0</u>	<u>\$ 0</u>	<u>\$ (998,273)</u>

**STATE OF ARIZONA
GENERAL FUND DETAIL
SUPPLEMENTAL SCHEDULE DETAIL OF SUPPLEMENTAL
APPROPRIATIONS, MID-YEAR REVERSIONS AND ADJUSTMENTS
BUDGETARY (LEGAL) BASIS
FOR THE YEAR ENDED JUNE 30, 2002**

	<u>Laws 2001, 1SS, Chpt 2, HB2014</u>	<u>Laws 2001, 2SS, Chpt 5, HB2018</u>	<u>Laws 2001, 2SS, Chpt 7, HB2019</u>	<u>Laws 2001, 3SS, Chpt 2, HB2003</u>
STATE BANKING DEPARTMENT				
Operating Lump Sum Appropriation	\$ 0	\$ (138,823)	\$ 0	\$ (6,811)
TOTAL AGENCY	<u>\$ 0</u>	<u>\$ (138,823)</u>	<u>\$ 0</u>	<u>\$ (6,811)</u>
ARIZONA STATE BOXING COMMISSION				
Operating Lump Sum Appropriation	\$ 0	\$ (3,984)	\$ 0	\$ (192)
TOTAL AGENCY	<u>\$ 0</u>	<u>\$ (3,984)</u>	<u>\$ 0</u>	<u>\$ (192)</u>
DEPARTMENT OF BUILDING AND FIRE SAFETY				
Operating Lump Sum Appropriation	\$ 0	\$ (168,487)	\$ 0	\$ (8,643)
TOTAL AGENCY	<u>\$ 0</u>	<u>\$ (168,487)</u>	<u>\$ 0</u>	<u>\$ (8,643)</u>
CORPORATION COMMISSION				
Operating Lump Sum Appropriation	\$ 0	\$ (336,741)	\$ 0	\$ (13,170)
TOTAL AGENCY	<u>\$ 0</u>	<u>\$ (336,741)</u>	<u>\$ 0</u>	<u>\$ (13,170)</u>
DEPARTMENT OF INSURANCE				
Operating Lump Sum Appropriation	\$ 0	\$ (284,700)	\$ 0	\$ 0
Managed Care Oversight FY01 - 02	0	(32,115)	0	(14,808)
Captive Insurer	0	0	0	0
TOTAL AGENCY	<u>\$ 0</u>	<u>\$ (316,815)</u>	<u>\$ 0</u>	<u>\$ (14,808)</u>
DEPARTMENT OF LIQUOR LICENSES AND CONTROL				
Operating Lump Sum Appropriation	\$ 0	\$ (117,161)	\$ 0	\$ (6,131)
TOTAL AGENCY	<u>\$ 0</u>	<u>\$ (117,161)</u>	<u>\$ 0</u>	<u>\$ (6,131)</u>
STATE MINE INSPECTOR				
Operating Lump Sum Appropriation	\$ 0	\$ (33,606)	\$ 0	\$ (2,953)
Abandoned Mines Safety Fund	0	(30,000)	0	0
TOTAL AGENCY	<u>\$ 0</u>	<u>\$ (63,606)</u>	<u>\$ 0</u>	<u>\$ (2,953)</u>
STATE BOARD OF NURSING				
Operating Lump Sum Appropriation	\$ 0	\$ (660)	\$ 0	\$ (330)
TOTAL AGENCY	<u>\$ 0</u>	<u>\$ (660)</u>	<u>\$ 0</u>	<u>\$ (330)</u>
OCCUPATIONAL SAFETY AND HEALTH REVIEW BOARD				
Operating Lump Sum Appropriation	\$ 0	\$ (35)	\$ 0	\$ (18)
TOTAL AGENCY	<u>\$ 0</u>	<u>\$ (35)</u>	<u>\$ 0</u>	<u>\$ (18)</u>

See accompanying notes to financial statements

Laws 2001, 3SS, Chpt 1, HB2004	Salary Adjustment	Appropriation Transfers	Appropriation Adjustments	Supplemental Appropriations	Reversions	Supplemental Appropriations, Mid-year Reversions and Adjustments
\$ 0	\$ 5,100	\$ 0	\$ 0	\$ 0	\$ 0	\$ (140,534)
<u>\$ 0</u>	<u>\$ 5,100</u>	<u>\$ 0</u>	<u>\$ 0</u>	<u>\$ 0</u>	<u>\$ 0</u>	<u>\$ (140,534)</u>
\$ 0	\$ 100	\$ 0	\$ 0	\$ 0	\$ 0	\$ (4,076)
<u>\$ 0</u>	<u>\$ 100</u>	<u>\$ 0</u>	<u>\$ 0</u>	<u>\$ 0</u>	<u>\$ 0</u>	<u>\$ (4,076)</u>
\$ 0	\$ 7,600	\$ 0	\$ 0	\$ 0	\$ 0	\$ (169,530)
<u>\$ 0</u>	<u>\$ 7,600</u>	<u>\$ 0</u>	<u>\$ 0</u>	<u>\$ 0</u>	<u>\$ 0</u>	<u>\$ (169,530)</u>
\$ 0	\$ 4,200	\$ 0	\$ 0	\$ 0	\$ 0	\$ (345,711)
<u>\$ 0</u>	<u>\$ 4,200</u>	<u>\$ 0</u>	<u>\$ 0</u>	<u>\$ 0</u>	<u>\$ 0</u>	<u>\$ (345,711)</u>
\$ 0	\$ 6,800	\$ 100,000	\$ 0	\$ 0	\$ 0	\$ (177,900)
0	5,500	(100,000)	0	0	0	(141,423)
0	0	0	0	93,000	0	93,000
<u>\$ 0</u>	<u>\$ 12,300</u>	<u>\$ 0</u>	<u>\$ 0</u>	<u>\$ 93,000</u>	<u>\$ 0</u>	<u>\$ (226,323)</u>
\$ 0	\$ 4,600	\$ 0	\$ 0	\$ 0	\$ 0	\$ (118,692)
<u>\$ 0</u>	<u>\$ 4,600</u>	<u>\$ 0</u>	<u>\$ 0</u>	<u>\$ 0</u>	<u>\$ 0</u>	<u>\$ (118,692)</u>
\$ 0	\$ 1,900	\$ 0	\$ 0	\$ 0	\$ 0	\$ (34,659)
0	0	0	0	0	0	(30,000)
<u>\$ 0</u>	<u>\$ 1,900</u>	<u>\$ 0</u>	<u>\$ 0</u>	<u>\$ 0</u>	<u>\$ 0</u>	<u>\$ (64,659)</u>
\$ 0	\$ 100	\$ 0	\$ 0	\$ 0	\$ 0	\$ (890)
<u>\$ 0</u>	<u>\$ 100</u>	<u>\$ 0</u>	<u>\$ 0</u>	<u>\$ 0</u>	<u>\$ 0</u>	<u>\$ (890)</u>
\$ 0	\$ 0	\$ 0	\$ 0	\$ 0	\$ 0	\$ (53)
<u>\$ 0</u>	<u>\$ 0</u>	<u>\$ 0</u>	<u>\$ 0</u>	<u>\$ 0</u>	<u>\$ 0</u>	<u>\$ (53)</u>

See accompanying notes to financial statements

**STATE OF ARIZONA
GENERAL FUND DETAIL
SUPPLEMENTAL SCHEDULE DETAIL OF SUPPLEMENTAL
APPROPRIATIONS, MID-YEAR REVERSIONS AND ADJUSTMENTS
BUDGETARY (LEGAL) BASIS
FOR THE YEAR ENDED JUNE 30, 2002**

	Laws 2001, 1SS, Chpt 2, HB2014	Laws 2001, 2SS, Chpt 5, HB2018	Laws 2001, 2SS, Chpt 7, HB2019	Laws 2001, 3SS, Chpt 2, HB2003
ARIZONA DEPARTMENT OF RACING				
Operating Commercial Racing	\$ 0	\$ (152,652)	\$ 0	\$ (6,626)
TOTAL AGENCY	<u>\$ 0</u>	<u>\$ (152,652)</u>	<u>\$ 0</u>	<u>\$ (6,626)</u>
RADIATION REGULATORY AGENCY				
Operating Lump Sum Appropriation	\$ 0	\$ (86,234)	\$ 0	\$ (3,017)
Off-Site Nuclear Emergency Response Plan	0	0	0	0
TOTAL AGENCY	<u>\$ 0</u>	<u>\$ (86,234)</u>	<u>\$ 0</u>	<u>\$ (3,017)</u>
STATE REAL ESTATE DEPARTMENT				
Operating Lump Sum Appropriation	\$ 0	\$ (149,757)	\$ 0	\$ (7,678)
TOTAL AGENCY	<u>\$ 0</u>	<u>\$ (149,757)</u>	<u>\$ 0</u>	<u>\$ (7,678)</u>
DEPARTMENT OF WEIGHTS AND MEASURES				
Operating Lump Sum Appropriation	\$ 0	\$ (100,080)	\$ 0	\$ (3,640)
Vapor Recovery	0	(364,600)	0	0
TOTAL AGENCY	<u>\$ 0</u>	<u>\$ (464,680)</u>	<u>\$ 0</u>	<u>\$ (3,640)</u>
TOTAL INSPECTION AND REGULATION	<u>\$ 0</u>	<u>\$ (2,992,717)</u>	<u>\$ 0</u>	<u>\$ (103,708)</u>
EDUCATION				
ARIZONA COMMISSION ON THE ARTS				
Operating Lump Sum Appropriation	\$ 0	\$ (14,838)	\$ 0	\$ (7,219)
Arts Endowment Fund	0	(1,500,000)	0	(500,000)
TOTAL AGENCY	<u>\$ 0</u>	<u>\$ (1,514,838)</u>	<u>\$ 0</u>	<u>\$ (507,219)</u>
STATE BOARD FOR CHARTER SCHOOLS				
Operating Lump Sum Appropriation	\$ 0	\$ (35,956)	\$ 0	\$ (1,628)
TOTAL AGENCY	<u>\$ 0</u>	<u>\$ (35,956)</u>	<u>\$ 0</u>	<u>\$ (1,628)</u>
STATE BOARD OF DIRECTORS FOR COMMUNITY COLLEGES				
STATE BOARD				
Operating Lump Sum Appropriation	\$ 0	\$ (36,956)	\$ 0	\$ (1,839)
Arizona Transfer Support System	0	(1,100)	0	(600)
OPERATING STATE AID				
Operating State Aid - Cochise	0	(290,800)	0	(17,400)
Operating State Aid - Coconino	0	(149,900)	0	(8,800)
Operating State Aid - Graham	0	(267,800)	0	(16,000)
Operating State Aid - Maricopa	0	(2,298,500)	0	(137,400)

See accompanying notes to financial statements

Laws 2001, 3SS, Chpt 1, HB2004	Salary Adjustment	Appropriation Transfers	Appropriation Adjustments	Supplemental Appropriations	Reversions	Supplemental Appropriations, Mid-year Reversions and Adjustments
\$ 0	\$ 4,900	\$ 0	\$ 0	\$ 0	\$ 0	\$ (154,378)
<u>\$ 0</u>	<u>\$ 4,900</u>	<u>\$ 0</u>	<u>\$ 0</u>	<u>\$ 0</u>	<u>\$ 0</u>	<u>\$ (154,378)</u>
\$ 0	\$ 2,400	\$ 0	\$ 0	\$ 0	\$ 0	\$ (86,851)
0	0	0	0	451,600	0	451,600
<u>\$ 0</u>	<u>\$ 2,400</u>	<u>\$ 0</u>	<u>\$ 0</u>	<u>\$ 451,600</u>	<u>\$ 0</u>	<u>\$ 364,749</u>
\$ 0	\$ 6,700	\$ 0	\$ 0	\$ 0	\$ 0	\$ (150,735)
<u>\$ 0</u>	<u>\$ 6,700</u>	<u>\$ 0</u>	<u>\$ 0</u>	<u>\$ 0</u>	<u>\$ 0</u>	<u>\$ (150,735)</u>
\$ 0	\$ 3,600	\$ 0	\$ 0	\$ 0	\$ 0	\$ (100,120)
0	0	0	(2,400)	0	0	(367,000)
<u>\$ 0</u>	<u>\$ 3,600</u>	<u>\$ 0</u>	<u>\$ (2,400)</u>	<u>\$ 0</u>	<u>\$ 0</u>	<u>\$ (467,120)</u>
\$ 0	\$ 78,000	\$ 0	\$ (2,400)	\$ 544,600	\$ 0	\$ (2,476,225)
\$ 0	\$ 1,200	\$ 0	\$ 0	\$ 0	\$ 0	\$ (20,857)
0	0	0	0	0	0	(2,000,000)
<u>\$ 0</u>	<u>\$ 1,200</u>	<u>\$ 0</u>	<u>\$ 0</u>	<u>\$ 0</u>	<u>\$ 0</u>	<u>\$ (2,020,857)</u>
\$ 0	\$ 800	\$ 0	\$ 0	\$ 0	\$ 0	\$ (36,784)
<u>\$ 0</u>	<u>\$ 800</u>	<u>\$ 0</u>	<u>\$ 0</u>	<u>\$ 0</u>	<u>\$ 0</u>	<u>\$ (36,784)</u>
\$ 0	\$ 1,000	\$ 0	\$ 0	\$ 0	\$ 0	\$ (37,795)
0	0	0	0	0	0	(1,700)
0	0	0	0	0	0	(308,200)
0	0	0	0	0	0	(158,700)
0	0	0	0	0	0	(283,800)
0	0	0	0	0	0	(2,435,900)

See accompanying notes to financial statements

**STATE OF ARIZONA
GENERAL FUND DETAIL
SUPPLEMENTAL SCHEDULE DETAIL OF SUPPLEMENTAL
APPROPRIATIONS, MID-YEAR REVERSIONS AND ADJUSTMENTS
BUDGETARY (LEGAL) BASIS
FOR THE YEAR ENDED JUNE 30, 2002**

	Laws 2001, 1SS, Chpt 2, HB2014	Laws 2001, 2SS, Chpt 5, HB2018	Laws 2001, 2SS, Chpt 7, HB2019	Laws 2001, 3SS, Chpt 2, HB2003
Operating State Aid - Mohave	0	(190,500)	0	(11,300)
Operating State Aid - Navajo	0	(204,000)	0	(12,100)
Operating State Aid - Pima	0	(940,100)	0	(56,200)
Operating State Aid - Pinal	0	(288,600)	0	(17,300)
Operating State Aid - Yavapai	0	(238,100)	0	(14,200)
Operating State Aid - Yuma/LaPaz	0	(264,300)	0	(15,800)
TOTAL AGENCY	<u>\$ 0</u>	<u>\$ (5,170,656)</u>	<u>\$ 0</u>	<u>\$ (308,939)</u>

ARIZONA STATE SCHOOLS FOR THE DEAF AND THE BLIND

Operating Lump Sum Appropriation	\$ 0	\$ (419,000)	\$ 0	\$ 0
TOTAL AGENCY	<u>\$ 0</u>	<u>\$ (419,000)</u>	<u>\$ 0</u>	<u>\$ 0</u>

DEPARTMENT OF EDUCATION

STATE BOARD OF EDUCATION

Operating Lump Sum Appropriation	\$ 0	\$ (11,100)	\$ 0	\$ 0
----------------------------------	------	-------------	------	------

GENERAL SERVICES ADMINISTRATION

Operating Lump Sum Appropriation	0	(361,575)	0	0
Achievement Testing	0	1,100,000	0	0
Charter Schools Administration	0	(6,048)	0	0
Special Education Audit	0	(35,000)	0	0
School Accountability Fund - Prop 301	0	(2,500,000)	0	0
Teacher Certification	0	0	0	0

ASSISTANCE TO SCHOOLS

Basic State Aid Entitlement	0	(7,000,000)	0	7,785,000
Additional State Aid to Schools	0	0	0	12,215,000
Assistance to School Districts for Children of State Employees	0	0	0	0
Special Education Fund	0	0	0	0
Adult Education Assistance	0	(51,025)	0	0
Arizona Teacher Evaluation Program	0	(8,080)	0	0
Career Ladder Administration	0	(3,420)	0	0
Certification Investigations	0	(9,080)	0	0
Charter Schools - State Board	0	(8,276)	0	0
Chemical Abuse	0	(21,430)	0	0
Extraordinary Special Education Needs	0	(1,000,000)	0	0
Residential Placement	0	(90,000)	0	0
School Report Cards	0	(19,696)	0	0
School Safety Program FY01 - 02	0	(1,214,085)	0	0
State Block Grant for Early Childhood Education	0	(18,595)	0	0
State Block Grant for Vocational Education	0	(40,090)	0	0
English Learner	0	0	0	0

See accompanying notes to financial statements

Laws 2001, 3SS, Chpt 1, HB2004	Salary Adjustment	Appropriation Transfers	Appropriation Adjustments	Supplemental Appropriations	Reversions	Supplemental Appropriations, Mid-year Reversions and Adjustments
0	0	0	0	0	0	(201,800)
0	0	0	0	0	0	(216,100)
0	0	0	0	0	0	(996,300)
0	0	0	0	0	0	(305,900)
0	0	0	0	0	0	(252,300)
0	0	0	0	0	0	(280,100)
<u>\$ 0</u>	<u>\$ 1,000</u>	<u>\$ 0</u>	<u>\$ 0</u>	<u>\$ 0</u>	<u>\$ 0</u>	<u>\$ (5,478,595)</u>
<u>\$ 0</u>	<u>\$ 0</u>	<u>\$ 0</u>	<u>\$ (1,116,500)</u>	<u>\$ 0</u>	<u>\$ 0</u>	<u>\$ (1,535,500)</u>
<u>\$ 0</u>	<u>\$ 0</u>	<u>\$ 0</u>	<u>\$ (1,116,500)</u>	<u>\$ 0</u>	<u>\$ 0</u>	<u>\$ (1,535,500)</u>
\$ 0	\$ 0	\$ 0	\$ 0	\$ 0	\$ 0	(11,100)
0	20,700	0	0	0	0	(340,875)
0	0	0	0	0	0	1,100,000
0	0	0	0	0	0	(6,048)
0	0	0	0	0	0	(35,000)
0	0	0	0	25,805,900	0	23,305,900
0	2,200	0	0	0	0	2,200
0	0	(1,213,000)	0	2,000,000	0	1,572,000
0	0	(72,300)	0	0	0	12,142,700
0	0	72,300	0	0	0	72,300
0	0	1,213,000	0	1,116,500	0	2,329,500
0	0	0	0	0	0	(51,025)
0	0	0	0	0	0	(8,080)
0	0	0	0	0	0	(3,420)
0	0	0	0	0	0	(9,080)
0	0	0	0	0	0	(8,276)
0	0	0	0	0	0	(21,430)
0	0	0	0	0	0	(1,000,000)
0	0	0	0	0	0	(90,000)
0	0	0	0	0	0	(19,696)
0	0	0	0	0	0	(1,214,085)
0	0	0	0	0	0	(18,595)
0	0	0	0	0	0	(40,090)
0	0	0	0	158,080	0	158,080

See accompanying notes to financial statements

**STATE OF ARIZONA
GENERAL FUND DETAIL
SUPPLEMENTAL SCHEDULE DETAIL OF SUPPLEMENTAL
APPROPRIATIONS, MID-YEAR REVERSIONS AND ADJUSTMENTS
BUDGETARY (LEGAL) BASIS
FOR THE YEAR ENDED JUNE 30, 2002**

	Laws 2001, 1SS, Chpt 2, HB2014	Laws 2001, 2SS, Chpt 5, HB2018	Laws 2001, 2SS, Chpt 7, HB2019	Laws 2001, 3SS, Chpt 2, HB2003
English Learner Instruction	0	0	0	0
TOTAL AGENCY	<u>\$ 0</u>	<u>\$ (11,297,500)</u>	<u>\$ 0</u>	<u>\$ 20,000,000</u>
ARIZONA HISTORICAL SOCIETY				
Operating Lump Sum Appropriation	\$ 0	\$ (80,323)	\$ 0	\$ (11,244)
Papago Park Museum	0	(132,164)	0	0
TOTAL AGENCY	<u>\$ 0</u>	<u>\$ (212,487)</u>	<u>\$ 0</u>	<u>\$ (11,244)</u>
PRESCOTT HISTORICAL SOCIETY				
Operating Lump Sum Appropriation	\$ 0	\$ (34,604)	\$ 0	\$ (1,802)
TOTAL AGENCY	<u>\$ 0</u>	<u>\$ (34,604)</u>	<u>\$ 0</u>	<u>\$ (1,802)</u>
BOARD OF MEDICAL STUDENT LOANS				
Medical Student Loans	\$ 0	\$ (1,428)	\$ 0	\$ (714)
TOTAL AGENCY	<u>\$ 0</u>	<u>\$ (1,428)</u>	<u>\$ 0</u>	<u>\$ (714)</u>
COMMISSION FOR POSTSECONDARY EDUCATION				
Postsecondary Voucher Program	\$ 0	\$ (77,274)	\$ 0	\$ (4,137)
TOTAL AGENCY	<u>\$ 0</u>	<u>\$ (77,274)</u>	<u>\$ 0</u>	<u>\$ (4,137)</u>
SCHOOL FACILITIES BOARD				
Operating Lump Sum Appropriation	\$ 0	\$ (77,453)	\$ 0	\$ (4,076)
TOTAL AGENCY	<u>\$ 0</u>	<u>\$ (77,453)</u>	<u>\$ 0</u>	<u>\$ (4,076)</u>
ARIZONA BOARD OF REGENTS				
Operating Lump Sum Appropriation	\$ 0	\$ (25,000)	\$ 0	\$ (4,461)
Arizona Teacher Incentive Plan for the Deaf and Blind	0	0	0	(5,000)
WICHE Student Subsidies	0	(338,107)	0	(9,593)
TOTAL AGENCY	<u>\$ 0</u>	<u>\$ (363,107)</u>	<u>\$ 0</u>	<u>\$ (19,054)</u>
ARIZONA STATE UNIVERSITY				
Main Campus - Operating Lump Sum Appropriation	\$ 0	\$ (12,952,809)	\$ 0	\$ (668,804)
East Campus - Operating Lump Sum Appropriation	0	(629,100)	0	(32,300)
West Campus - Operating Lump Sum Appropriation	0	(1,850,200)	0	(94,900)
TOTAL AGENCY	<u>\$ 0</u>	<u>\$ (15,432,109)</u>	<u>\$ 0</u>	<u>\$ (796,004)</u>
NORTHERN ARIZONA UNIVERSITY				
Main Campus - Operating Lump Sum Appropriation	\$ 0	\$ (5,390,574)	\$ 0	\$ (271,187)
TOTAL AGENCY	<u>\$ 0</u>	<u>\$ (5,390,574)</u>	<u>\$ 0</u>	<u>\$ (271,187)</u>

See accompanying notes to financial statements

Laws 2001, 3SS, Chpt 1, HB2004	Salary Adjustment	Appropriation Transfers	Appropriation Adjustments	Supplemental Appropriations	Reversions	Supplemental Appropriations, Mid-year Reversions and Adjustments
0	0	0	0	3,080,000	0	3,080,000
\$ 0	\$ 22,900	\$ 0	\$ 0	\$ 32,160,480	\$ 0	\$ 40,885,880
\$ 0	\$ 4,820	\$ 0	\$ 0	\$ 0	\$ 0	\$ (86,747)
0	2,080	0	0	0	0	(130,084)
\$ 0	\$ 6,900	\$ 0	\$ 0	\$ 0	\$ 0	\$ (216,831)
\$ 0	\$ 1,800	\$ 0	\$ 0	\$ 0	\$ 0	\$ (34,606)
\$ 0	\$ 1,800	\$ 0	\$ 0	\$ 0	\$ 0	\$ (34,606)
\$ 0	\$ 0	\$ 0	\$ 0	\$ 0	\$ 0	\$ (2,142)
\$ 0	\$ 0	\$ 0	\$ 0	\$ 0	\$ 0	\$ (2,142)
\$ 0	\$ 200	\$ 0	\$ 0	\$ 0	\$ 0	\$ (81,211)
\$ 0	\$ 200	\$ 0	\$ 0	\$ 0	\$ 0	\$ (81,211)
\$ 0	\$ 2,000	\$ 0	\$ 0	\$ 0	\$ 0	\$ (79,529)
\$ 0	\$ 2,000	\$ 0	\$ 0	\$ 0	\$ 0	\$ (79,529)
\$ 0	\$ 3,100	\$ 0	\$ 0	\$ 0	\$ 0	\$ (26,361)
0	0	0	0	0	0	(5,000)
0	0	0	0	0	0	(347,700)
\$ 0	\$ 3,100	\$ 0	\$ 0	\$ 0	\$ 0	\$ (379,061)
\$ 0	\$ 596,000	\$ 0	\$ 0	\$ 0	\$ 0	\$ (13,025,613)
0	28,100	0	0	0	0	(633,300)
0	66,400	0	0	0	0	(1,878,700)
\$ 0	\$ 690,500	\$ 0	\$ 0	\$ 0	\$ 0	\$ (15,537,613)
\$ 0	\$ 223,600	\$ 0	\$ 0	\$ 0	\$ 0	\$ (5,438,161)
\$ 0	\$ 223,600	\$ 0	\$ 0	\$ 0	\$ 0	\$ (5,438,161)

See accompanying notes to financial statements

**STATE OF ARIZONA
GENERAL FUND DETAIL
SUPPLEMENTAL SCHEDULE DETAIL OF SUPPLEMENTAL
APPROPRIATIONS, MID-YEAR REVERSIONS AND ADJUSTMENTS
BUDGETARY (LEGAL) BASIS
FOR THE YEAR ENDED JUNE 30, 2002**

	Laws 2001, 1SS, Chpt 2, HB2014	Laws 2001, 2SS, Chpt 5, HB2018	Laws 2001, 2SS, Chpt 7, HB2019	Laws 2001, 3SS, Chpt 2, HB2003
UNIVERSITY OF ARIZONA				
MAIN CAMPUS				
Operating Lump Sum Appropriation	\$ 0	\$ (13,109,801)	\$ 0	\$ (676,501)
Agriculture	0	0	0	0
Sierra Vista Campus	0	0	0	0
Pima County Campus - Arizona International College	0	0	0	0
HEALTH SCIENCES CENTER				
Operating Lump Sum Appropriation	0	(2,667,700)	0	(140,000)
Clinical Teaching Support	0	0	0	0
Telemedicine Network	0	0	0	0
Clinical Rural Rotation	0	0	0	0
Liver Research Institute	0	0	0	0
TOTAL AGENCY	<u>\$ 0</u>	<u>\$ (15,777,501)</u>	<u>\$ 0</u>	<u>\$ (816,501)</u>
TOTAL EDUCATION	<u>\$ 0</u>	<u>\$ (55,804,487)</u>	<u>\$ 0</u>	<u>\$ 17,257,495</u>
PROTECTION AND SAFETY				
STATE DEPARTMENT OF CORRECTIONS				
Administration	\$ 0	\$ (2,349,651)	\$ 0	\$ (570,000)
Community Corrections	0	(567,329)	0	(83,700)
Prison Operations and Services - Healthcare	0	(3,925,400)	0	0
Prison Operations and Services - Education, Treatment, Work Programs	0	(5,739,114)	0	(341,500)
Investigations	0	(110,500)	0	(30,100)
Prison Operations and Services - Prison Management and Support	0	(6,231,485)	0	(78,900)
Prison Operations and Services - Private Prisons	0	(15,550)	0	0
Prison Operations and Services - Security	0	(5,277,071)	0	(255,100)
TOTAL AGENCY	<u>\$ 0</u>	<u>\$ (24,216,100)</u>	<u>\$ 0</u>	<u>\$ (1,359,300)</u>
ARIZONA CRIMINAL JUSTICE COMMISSION				
Street Gang Prosecution	\$ 0	\$ (14,526)	\$ 0	\$ (123,363)
TOTAL AGENCY	<u>\$ 0</u>	<u>\$ (14,526)</u>	<u>\$ 0</u>	<u>\$ (123,363)</u>
DEPARTMENT OF EMERGENCY MANAGEMENT AND MILITARY AFFAIRS				
EMERGENCY MANAGEMENT				
Operating Lump Sum Appropriation	\$ 0	\$ (70,885)	\$ 0	\$ (1,974)
Civil Air Patrol	0	(2,750)	0	(125)
Nuclear Emergency Management Fund	0	0	0	0

See accompanying notes to financial statements

Laws 2001, 3SS, Chpt 1, HB2004	Salary Adjustment	Appropriation Transfers	Appropriation Adjustments	Supplemental Appropriations	Reversions	Supplemental Appropriations, Mid-year Reversions and Adjustments
\$ 0	\$ 463,300	\$ 0	\$ 1,486,400	\$ 0	\$ 0	\$ (11,836,602)
0	81,300	0	(1,337,400)	0	0	(1,256,100)
0	4,000	0	(80,800)	0	0	(76,800)
0	2,400	0	(68,200)	0	0	(65,800)
0	66,500	0	75,500	0	0	(2,665,700)
0	0	0	(500)	0	0	(500)
0	800	0	(57,500)	0	0	(56,700)
0	700	0	0	0	0	700
0	800	0	(17,500)	0	0	(16,700)
<u>\$ 0</u>	<u>\$ 619,800</u>	<u>\$ 0</u>	<u>\$ 0</u>	<u>\$ 0</u>	<u>\$ 0</u>	<u>\$ (15,974,202)</u>
<u>\$ 0</u>	<u>\$ 1,573,800</u>	<u>\$ 0</u>	<u>\$ (1,116,500)</u>	<u>\$ 32,160,480</u>	<u>\$ 0</u>	<u>\$ (5,929,212)</u>
\$ 0	\$ 30,200	\$ (5,412,200)	\$ 0	\$ 0	\$ 0	\$ (8,301,651)
0	15,400	451,500	0	0	0	(184,129)
0	83,400	1,291,100	0	0	0	(2,550,900)
0	55,200	4,732,499	0	0	0	(1,292,915)
0	13,100	1,543,200	0	0	0	1,415,700
0	121,900	(20,577,699)	0	0	0	(26,766,184)
0	1,000	1,335,400	0	0	0	1,320,850
0	726,500	16,636,200	0	600,000	0	12,430,529
<u>\$ 0</u>	<u>\$ 1,046,700</u>	<u>\$ 0</u>	<u>\$ 0</u>	<u>\$ 600,000</u>	<u>\$ 0</u>	<u>\$ (23,928,700)</u>
<u>\$ 0</u>	<u>\$ 0</u>	<u>\$ 0</u>	<u>\$ 0</u>	<u>\$ 0</u>	<u>\$ 0</u>	<u>\$ (137,889)</u>
<u>\$ 0</u>	<u>\$ 0</u>	<u>\$ 0</u>	<u>\$ 0</u>	<u>\$ 0</u>	<u>\$ 0</u>	<u>\$ (137,889)</u>
\$ 0	\$ 1,032	\$ 0	\$ 0	\$ 0	\$ 0	\$ (71,827)
0	0	0	0	0	0	(2,875)
0	0	0	0	283,379	0	283,379

See accompanying notes to financial statements

**STATE OF ARIZONA
GENERAL FUND DETAIL
SUPPLEMENTAL SCHEDULE DETAIL OF SUPPLEMENTAL
APPROPRIATIONS, MID-YEAR REVERSIONS AND ADJUSTMENTS
BUDGETARY (LEGAL) BASIS
FOR THE YEAR ENDED JUNE 30, 2002**

	Laws 2001, 1SS, Chpt 2, HB2014	Laws 2001, 2SS, Chpt 5, HB2018	Laws 2001, 2SS, Chpt 7, HB2019	Laws 2001, 3SS, Chpt 2, HB2003
Nuclear Emergency Management Fund Maricopa	0	0	0	0
EUZHAZ - Hazard Material Contingency	0	0	0	0
Cochise County Monsoon FY01 - 02	0	0	0	0
Maricopa County Monsoon FY99 - 00	0	0	0	0
GOVERNOR'S EMERGENCY PROCLAMATIONS FY02				
Maricopa County/Southwest Arizona Monsoon	0	0	0	0
Queen Creek Fire Emergency	0	0	0	0
September Terrorism Incident Emergency	0	0	0	0
Airport Security Terrorist Emergency	0	0	0	0
Navajo, Gila and Coconino Counties Rodeo Fire	0	0	0	0
Yavapai Indian Fire Emergency	0	0	0	0
GOVERNOR'S EMERGENCY PROCLAMATIONS FY01				
Gila County Water Emergency	0	0	0	0
Search and Rescue FY01 - 02	0	0	0	0
LaPaz/Maricopa Counties Storm Emergency	0	0	0	0
MILITARY AFFAIRS				
Operating Lump Sum Appropriation	0	(186,991)	0	(10,597)
National Guard Tuition Reimbursement	0	(100,000)	0	(1,567)
Project Challenge Program	0	(25,400)	0	(3,750)
TOTAL AGENCY	<u>\$ 0</u>	<u>\$ (386,026)</u>	<u>\$ 0</u>	<u>\$ (18,013)</u>
 BOARD OF EXECUTIVE CLEMENCY				
Operating Lump Sum Appropriation	<u>\$ 0</u>	<u>\$ (61,518)</u>	<u>\$ 0</u>	<u>\$ (3,159)</u>
TOTAL AGENCY	<u>\$ 0</u>	<u>\$ (61,518)</u>	<u>\$ 0</u>	<u>\$ (3,159)</u>
 DEPARTMENT OF JUVENILE CORRECTIONS				
Operating Lump Sum Appropriation	<u>\$ 0</u>	<u>\$ (3,243,576)</u>	<u>\$ 0</u>	<u>\$ (159,938)</u>
TOTAL AGENCY	<u>\$ 0</u>	<u>\$ (3,243,576)</u>	<u>\$ 0</u>	<u>\$ (159,938)</u>
 LAW ENFORCEMENT MERIT SYSTEM COUNCIL				
Operating Lump Sum Appropriation	<u>\$ 0</u>	<u>\$ (283)</u>	<u>\$ 0</u>	<u>\$ (142)</u>
TOTAL AGENCY	<u>\$ 0</u>	<u>\$ (283)</u>	<u>\$ 0</u>	<u>\$ (142)</u>
 DEPARTMENT OF PUBLIC SAFETY				
Project G.I.T.E.M.	\$ 0	\$ (466,422)	\$ 0	\$ 0
Board of Fingerprinting General Fund Transfer	0	0	0	0
Agency Support Program	(4,046,361)	(6,116,900)	0	0
Criminal Investigation Program	0	(317,000)	0	0
Criminal Justice Support Program	0	(884,700)	0	(9,550,000)
Governor's Office of Highway Safety Program	0	0	0	0

See accompanying notes to financial statements

Laws 2001, 3SS, Chpt 1, HB2004	Salary Adjustment	Appropriation Transfers	Appropriation Adjustments	Supplemental Appropriations	Reversions	Supplemental Appropriations, Mid-year Reversions and Adjustments
0	0	0	0	189,799	0	189,799
0	0	25,000	0	0	0	25,000
0	0	376,459	0	0	0	376,459
0	0	0	0	0	(3,723)	(3,723)
0	0	14,238	0	0	0	14,238
0	0	200,000	0	0	0	200,000
0	0	2,845,928	0	0	0	2,845,928
0	0	8,111	0	0	0	8,111
0	0	100,000	0	0	0	100,000
0	0	200,000	0	0	0	200,000
0	0	0	0	0	(7,889)	(7,889)
0	0	100,000	0	0	0	100,000
0	0	127,613	0	0	0	127,613
0	11,268	0	0	0	0	(186,320)
0	0	0	0	0	0	(101,567)
0	0	0	0	0	0	(29,150)
<u>\$ 0</u>	<u>\$ 12,300</u>	<u>\$ 3,997,349</u>	<u>\$ 0</u>	<u>\$ 473,178</u>	<u>\$ (11,612)</u>	<u>\$ 4,067,176</u>
<u>\$ 0</u>	<u>\$ 2,300</u>	<u>\$ 0</u>	<u>\$ 0</u>	<u>\$ 0</u>	<u>\$ 0</u>	<u>\$ (62,377)</u>
<u>\$ 0</u>	<u>\$ 2,300</u>	<u>\$ 0</u>	<u>\$ 0</u>	<u>\$ 0</u>	<u>\$ 0</u>	<u>\$ (62,377)</u>
<u>\$ 0</u>	<u>\$ 120,700</u>	<u>\$ 0</u>	<u>\$ 0</u>	<u>\$ 0</u>	<u>\$ 0</u>	<u>\$ (3,282,814)</u>
<u>\$ 0</u>	<u>\$ 120,700</u>	<u>\$ 0</u>	<u>\$ 0</u>	<u>\$ 0</u>	<u>\$ 0</u>	<u>\$ (3,282,814)</u>
<u>\$ 0</u>	<u>\$ 100</u>	<u>\$ 0</u>	<u>\$ 0</u>	<u>\$ 0</u>	<u>\$ 0</u>	<u>\$ (325)</u>
<u>\$ 0</u>	<u>\$ 100</u>	<u>\$ 0</u>	<u>\$ 0</u>	<u>\$ 0</u>	<u>\$ 0</u>	<u>\$ (325)</u>
\$ 0	\$ 6,700	\$ 0	\$ 0	\$ 0	\$ 0	\$ (459,722)
0	200	0	0	0	0	200
0	12,200	875,400	0	0	0	(9,275,661)
0	24,300	(86,900)	0	0	0	(379,600)
0	22,000	534,900	0	0	0	(9,877,800)
0	0	10,600	0	0	0	10,600

See accompanying notes to financial statements

**STATE OF ARIZONA
GENERAL FUND DETAIL
SUPPLEMENTAL SCHEDULE DETAIL OF SUPPLEMENTAL
APPROPRIATIONS, MID-YEAR REVERSIONS AND ADJUSTMENTS
BUDGETARY (LEGAL) BASIS
FOR THE YEAR ENDED JUNE 30, 2002**

	Laws 2001, 1SS, Chpt 2, HB2014	Laws 2001, 2SS, Chpt 5, HB2018	Laws 2001, 2SS, Chpt 7, HB2019	Laws 2001, 3SS, Chpt 2, HB2003
Highway Patrol Program	0	(9,922,000)	0	3,449,600
TOTAL AGENCY	<u>\$ (4,046,361)</u>	<u>\$ (17,707,022)</u>	<u>\$ 0</u>	<u>\$ (6,100,400)</u>
TOTAL PROTECTION AND SAFETY	<u>\$ (4,046,361)</u>	<u>\$ (45,629,051)</u>	<u>\$ 0</u>	<u>\$ (7,764,315)</u>
TRANSPORTATION				
DEPARTMENT OF TRANSPORTATION				
Operating Lump Sum Appropriation	\$ 0	\$ (3,544,258)	\$ 0	\$ (9,029)
TOTAL AGENCY	<u>\$ 0</u>	<u>\$ (3,544,258)</u>	<u>\$ 0</u>	<u>\$ (9,029)</u>
TOTAL TRANSPORTATION	<u>\$ 0</u>	<u>\$ (3,544,258)</u>	<u>\$ 0</u>	<u>\$ (9,029)</u>
NATURAL RESOURCES				
ARIZONA GEOLOGICAL SURVEY				
Operating Lump Sum Appropriation	\$ 0	\$ (42,607)	\$ 0	\$ (2,153)
TOTAL AGENCY	<u>\$ 0</u>	<u>\$ (42,607)</u>	<u>\$ 0</u>	<u>\$ (2,153)</u>
STATE LAND DEPARTMENT				
Operating Lump Sum Appropriation	\$ 0	\$ (914,070)	\$ 0	\$ (34,735)
Environmental Programs to Counties	(125,000)	0	0	0
In-State Fire Costs	0	0	0	0
TOTAL AGENCY	<u>\$ (125,000)</u>	<u>\$ (914,070)</u>	<u>\$ 0</u>	<u>\$ (34,735)</u>
DEPARTMENT OF MINES AND MINERAL RESOURCES				
Operating Lump Sum Appropriation	\$ 0	\$ (33,976)	\$ 0	\$ (1,738)
TOTAL AGENCY	<u>\$ 0</u>	<u>\$ (33,976)</u>	<u>\$ 0</u>	<u>\$ (1,738)</u>
ARIZONA NAVIGABLE STREAMS ADJUDICATION COMMISSION				
Operating Lump Sum Appropriation	\$ 0	\$ (8,392)	\$ 0	\$ (446)
TOTAL AGENCY	<u>\$ 0</u>	<u>\$ (8,392)</u>	<u>\$ 0</u>	<u>\$ (446)</u>
ARIZONA STATE PARKS BOARD				
Operating Lump Sum Appropriation	\$ 0	\$ (83,117)	\$ 0	\$ (17,458)
Kartchner Caverns Operating	0	(479,100)	0	0
Growing Smarter - Land Conservation Fund	0	0	0	0
TOTAL AGENCY	<u>\$ 0</u>	<u>\$ (562,217)</u>	<u>\$ 0</u>	<u>\$ (17,458)</u>

See accompanying notes to financial statements

Laws 2001, 3SS, Chpt 1, HB2004	Salary Adjustment	Appropriation Transfers	Appropriation Adjustments	Supplemental Appropriations	Reversions	Supplemental Appropriations, Mid-year Reversions and Adjustments
0	7,400	(1,334,000)	0	0	0	(7,799,000)
\$ 0	\$ 72,800	\$ 0	\$ 0	\$ 0	\$ 0	\$ (27,780,983)
\$ 0	\$ 1,254,900	\$ 3,997,349	\$ 0	\$ 1,073,178	\$ (11,612)	\$ (51,125,912)
\$ 0	\$ 200	\$ 0	\$ 0	\$ 0	\$ 0	\$ (3,553,087)
\$ 0	\$ 200	\$ 0	\$ 0	\$ 0	\$ 0	\$ (3,553,087)
\$ 0	\$ 200	\$ 0	\$ 0	\$ 0	\$ 0	\$ (3,553,087)
\$ 0	\$ 1,400	\$ 0	\$ 0	\$ 0	\$ 0	\$ (43,360)
\$ 0	\$ 1,400	\$ 0	\$ 0	\$ 0	\$ 0	\$ (43,360)
\$ 0	\$ 19,100	\$ 0	\$ 0	\$ 0	\$ 0	\$ (929,705)
0	0	0	0	250,000	0	125,000
0	0	0	0	5,700,000	0	5,700,000
\$ 0	\$ 19,100	\$ 0	\$ 0	\$ 5,950,000	\$ 0	\$ 4,895,295
\$ 0	\$ 800	\$ 0	\$ 0	\$ 0	\$ 0	\$ (34,914)
\$ 0	\$ 800	\$ 0	\$ 0	\$ 0	\$ 0	\$ (34,914)
\$ 0	\$ 200	\$ 0	\$ 0	\$ 0	\$ 0	\$ (8,638)
\$ 0	\$ 200	\$ 0	\$ 0	\$ 0	\$ 0	\$ (8,638)
\$ 0	\$ 16,500	\$ 0	\$ 0	\$ 0	\$ 0	\$ (84,075)
0	0	0	0	0	0	(479,100)
0	0	0	0	20,000,000	0	20,000,000
\$ 0	\$ 16,500	\$ 0	\$ 0	\$ 20,000,000	\$ 0	\$ 19,436,825

See accompanying notes to financial statements

STATE OF ARIZONA
GENERAL FUND DETAIL
SUPPLEMENTAL SCHEDULE DETAIL OF SUPPLEMENTAL
APPROPRIATIONS, MID-YEAR REVERSIONS AND ADJUSTMENTS
BUDGETARY (LEGAL) BASIS
FOR THE YEAR ENDED JUNE 30, 2002


	Laws 2001, 1SS, Chpt 2, HB2014	Laws 2001, 2SS, Chpt 5, HB2018	Laws 2001, 2SS, Chpt 7, HB2019	Laws 2001, 3SS, Chpt 2, HB2003
DEPARTMENT OF WATER RESOURCES				
Operating Lump Sum Appropriation	\$ 0	\$ (658,617)	\$ 0	\$ (38,209)
Arizona Water Banking Authority	0	(1,000,000)	0	0
TOTAL AGENCY	<u>\$ 0</u>	<u>\$ (1,658,617)</u>	<u>\$ 0</u>	<u>\$ (38,209)</u>
TOTAL NATURAL RESOURCES	<u>\$ (125,000)</u>	<u>\$ (3,219,879)</u>	<u>\$ 0</u>	<u>\$ (94,739)</u>
TOTAL GENERAL FUND	<u>\$ (14,696,361)</u>	<u>\$ (134,089,518)</u>	<u>\$ (32,878,450)</u>	<u>\$ (1,792,603)</u>

Laws 2001, 3SS, Chpt 1, HB2004	Salary Adjustment	Appropriation Transfers	Appropriation Adjustments	Supplemental Appropriations	Reversions	Supplemental Appropriations, Mid-year Reversions and Adjustments
\$ 0	\$ 21,800	\$ 0	\$ 0	\$ 0	\$ 0	\$ (675,026)
0	0	0	0	0	0	(1,000,000)
<u>\$ 0</u>	<u>\$ 21,800</u>	<u>\$ 0</u>	<u>\$ 0</u>	<u>\$ 0</u>	<u>\$ 0</u>	<u>\$ (1,675,026)</u>
<u>\$ 0</u>	<u>\$ 59,800</u>	<u>\$ 0</u>	<u>\$ 0</u>	<u>\$ 25,950,000</u>	<u>\$ 0</u>	<u>\$ 22,570,182</u>
<u>\$ 13,262,593</u>	<u>\$ 4,001,800</u>	<u>\$ 0</u>	<u>\$ (1,118,900)</u>	<u>\$ 219,782,410</u>	<u>\$ (795,568)</u>	<u>\$ 57,975,403</u>

See accompanying notes to financial statements

**THIS PAGE INTENTIONALLY
LEFT BLANK**

CAPITAL OUTLAY



**THIS PAGE INTENTIONALLY
LEFT BLANK**

STATE OF ARIZONA
CAPITAL OUTLAY
STATEMENT OF EXPENDITURES - APPROPRIATION TO ACTUAL
BUDGETARY (LEGAL) BASIS
FOR THE YEAR ENDED JUNE 30, 2002

	JULY 1, 2001 CONTINUING APPROPRIATION AUTHORITY	GENERAL APPROPRIATIONS	CAPITAL OUTLAY APPROPRIATIONS
GENERAL GOVERNMENT			
DEPARTMENT OF ADMINISTRATION			
GENERAL FUND			
State Lab Design and Land Acquisition	\$ 6,991	\$ 0	\$ 0
ASPC Douglas Wastewater Improvements	40,440	0	0
ASPC Perryville Security Improvements	24,483	0	0
State Hospital Study and Design FY95 - 96	113,013	0	0
Capitol Mall Maintenance Compound FY98 - 99	10,411	0	0
DOC Fire and Life Safety FY95 - 96	84,000	0	0
DOC Reappropriation Prison Lock Replace FY97 - 98	42,617	0	0
DYTR Renovation and Furnishings Residential Cottages	5,350	0	0
DYTR Asbestos Abatement	46,945	0	0
DYTR 48 New Beds Black Canyon	2,374	0	0
DYTR 400 Bed High Security	7,855	0	0
High Security Juvenile Facility FY97 - 98	29,528	0	0
High Security Juvenile Facility FY96 - 97	11,084	0	0
Sexually Violent Persons Facility	167,942	0	0
PLTO 1 Capital Improvements	0	0	889,700
Building Renewal FY00 - 01	23,325	0	0
Building Renewal FY99 - 00	178,546	0	0
Building Renewal FY98 - 99	271,651	0	0
Building Renewal FY97 - 98	3,894	0	0
Building Renewal FY96 - 97	2,503	0	0
ASDB Phoenix Transportation Building	0	0	427,700
TOTAL GENERAL FUND	<u>\$ 1,072,952</u>	<u>\$ 0</u>	<u>\$ 1,317,400</u>
CAPITAL OUTLAY STABILIZATION FUND			
Operating Lump Sum Appropriation FY01 - 02	\$ 0	\$ 2,873,800	\$ 0
Administrative Adjustment	0	0	0
Utilities	0	6,100,000	0
Administrative Adjustment	0	0	0
Relocation FY01 - 02	0	60,000	0
Relocation FY00 - 01	60,000	0	0
Relocation FY99 - 00	52,936	0	0
Relocation FY98 - 99	7,609	0	0
Relocation FY97 - 98	553	0	0
Relocation FY96 - 97	320	0	0
Administrative Adjustment	0	0	0
Building Renewal FY01 - 02	0	0	3,304,000
Building Renewal FY00 - 01	1,219,540	0	0
Building Renewal FY98 - 99	148,750	0	0
Building Renewal FY97 - 98	1,352	0	0

See accompanying notes to financial statements

SUPPLEMENTAL APPROPRIATIONS, MID-YEAR REVERSIONS AND ADJUSTMENTS	NET APPROPRIATIONS	EXPENDITURES	LAPSED APPROPRIATION AUTHORITY	JUNE 30, 2002 CONTINUING APPROPRIATION AUTHORITY
\$ (6,991)	\$ 0	\$ 0	\$ 0	\$ 0
(19,181)	21,259	21,259	0	0
0	24,483	17,800	0	6,683
0	113,013	18,640	0	94,373
0	10,411	2,242	0	8,169
(82,346)	1,654	1,654	0	0
0	42,617	0	0	42,617
(5,350)	0	0	0	0
(46,945)	0	0	0	0
(2,374)	0	0	0	0
(7,855)	0	0	0	0
(18,863)	10,665	5,297	0	5,368
(11,084)	0	0	0	0
0	167,942	56,570	0	111,372
(889,700)	0	0	0	0
(1,200)	22,125	20,035	0	2,090
8,367	186,913	172,918	0	13,995
(52)	271,599	268,669	0	2,930
3,937	7,831	6,717	0	1,114
0	2,503	2,503	0	0
0	427,700	390,055	0	37,645
<u>\$ (1,079,637)</u>	<u>\$ 1,310,715</u>	<u>\$ 984,359</u>	<u>\$ 0</u>	<u>\$ 326,356</u>

\$ 16,500	\$ 2,890,300	\$ 2,674,377	\$ 215,923	\$ 0
43,497	43,497	43,497	0	0
0	6,100,000	5,712,372	387,628	0
41,507	41,507	41,507	0	0
0	60,000	0	0	60,000
0	60,000	0	0	60,000
0	52,936	4,526	0	48,410
0	7,609	7,609	0	0
0	553	538	0	15
0	320	320	0	0
8,304	8,304	8,304	0	0
(975,199)	2,328,801	1,165,150	0	1,163,651
35,208	1,254,748	1,005,354	0	249,394
(24,000)	124,750	117,138	0	7,612
0	1,352	1,352	0	0

**STATE OF ARIZONA
CAPITAL OUTLAY
STATEMENT OF EXPENDITURES - APPROPRIATION TO ACTUAL
BUDGETARY (LEGAL) BASIS
FOR THE YEAR ENDED JUNE 30, 2002**

	JULY 1, 2001 CONTINUING APPROPRIATION AUTHORITY	GENERAL APPROPRIATIONS	CAPITAL OUTLAY APPROPRIATIONS
Executive Tower Renovations	3,387	0	0
Sexually Violent Persons Facility	719,714	0	0
Land Acquisition and Planning FY86 - 87	12,979	0	0
PLTO 1 Backfill Space Renovations	0	0	213,700
TOTAL CAPITAL OUTLAY STABILIZATION FUND	\$ 2,227,140	\$ 9,033,800	\$ 3,517,700
TOTAL AGENCY	\$ 3,300,092	\$ 9,033,800	\$ 4,835,100
ATTORNEY GENERAL			
GENERAL FUND			
Capitol Center Expansion	\$ 35	\$ 0	\$ 0
TOTAL AGENCY	\$ 35	\$ 0	\$ 0
SUPREME COURT			
GENERAL FUND			
Energy Management System - Courts Building	\$ 7,657	\$ 0	\$ 0
TOTAL GENERAL FUND	\$ 7,657	\$ 0	\$ 0
CAPITAL OUTLAY STABILIZATION FUND			
4th Floor Chiller	\$ 0	\$ 0	\$ 0
HVAC Ductwork Replacement	0	0	0
HVAC Storage Tank	0	0	0
Replace Security Cameras - Courts Building	4,840	0	0
TOTAL CAPITAL OUTLAY STABILIZATION FUND	\$ 4,840	\$ 0	\$ 0
TOTAL AGENCY	\$ 12,497	\$ 0	\$ 0
TOTAL GENERAL GOVERNMENT	\$ 3,312,624	\$ 9,033,800	\$ 4,835,100
HEALTH AND WELFARE			
DEPARTMENT OF ECONOMIC SECURITY			
GENERAL FUND			
Statewide Building Renewal FY98 - 99	0	0	0
Statewide Building Renewal FY96 - 97	1,770	0	0
Statewide Building Renewal FY95 - 96	211	0	0
Statewide Building Renewal FY92 - 93	20	0	0
Coolidge Environmental Impact Study	4,948	0	0
DACS Hopi Senior Center Kykotsmovi	50,000	0	0
DACS Hopi Senior Center	0	0	0
DACS Navajo Senior Center FY01 - 02	0	0	0
DACS Navajo Senior Center Services	49,995	0	0

SUPPLEMENTAL APPROPRIATIONS, MID-YEAR REVERSIONS AND ADJUSTMENTS	NET APPROPRIATIONS	EXPENDITURES	LAPSED APPROPRIATION AUTHORITY	JUNE 30, 2002 CONTINUING APPROPRIATION AUTHORITY
0	3,387	0	0	3,387
0	719,714	557,023	0	162,691
0	12,979	0	0	12,979
0	213,700	157,913	0	55,787
<u>\$ (854,183)</u>	<u>\$ 13,924,457</u>	<u>\$ 11,496,980</u>	<u>\$ 603,551</u>	<u>\$ 1,823,926</u>
<u>\$ (1,933,820)</u>	<u>\$ 15,235,172</u>	<u>\$ 12,481,339</u>	<u>\$ 603,551</u>	<u>\$ 2,150,282</u>
<u>\$ 0</u>	<u>\$ 35</u>	<u>\$ 0</u>	<u>\$ 0</u>	<u>\$ 35</u>
<u>\$ 0</u>	<u>\$ 35</u>	<u>\$ 0</u>	<u>\$ 0</u>	<u>\$ 35</u>
<u>\$ (1,215)</u>	<u>\$ 6,442</u>	<u>\$ 6,442</u>	<u>\$ 0</u>	<u>\$ 0</u>
<u>\$ (1,215)</u>	<u>\$ 6,442</u>	<u>\$ 6,442</u>	<u>\$ 0</u>	<u>\$ 0</u>
\$ 25,000	\$ 25,000	\$ 16,876	\$ 0	\$ 8,124
43,000	43,000	26,447	0	16,553
25,000	25,000	1,440	0	23,560
0	4,840	1,806	0	3,034
<u>\$ 93,000</u>	<u>\$ 97,840</u>	<u>\$ 46,569</u>	<u>\$ 0</u>	<u>\$ 51,271</u>
<u>\$ 91,785</u>	<u>\$ 104,282</u>	<u>\$ 53,011</u>	<u>\$ 0</u>	<u>\$ 51,271</u>
<u>\$ (1,842,035)</u>	<u>\$ 15,339,489</u>	<u>\$ 12,534,350</u>	<u>\$ 603,551</u>	<u>\$ 2,201,588</u>
3,116	3,116	3,116	0	0
0	1,770	0	0	1,770
0	211	0	0	211
0	20	0	0	20
0	4,948	0	0	4,948
0	50,000	27,903	0	22,097
285,700	285,700	26,510	0	259,190
714,300	714,300	0	0	714,300
0	49,995	(5)	0	50,000

**STATE OF ARIZONA
CAPITAL OUTLAY
STATEMENT OF EXPENDITURES - APPROPRIATION TO ACTUAL
BUDGETARY (LEGAL) BASIS
FOR THE YEAR ENDED JUNE 30, 2002**

	JULY 1, 2001 CONTINUING APPROPRIATION AUTHORITY	GENERAL APPROPRIATIONS	CAPITAL OUTLAY APPROPRIATIONS
DACS Navajo Senior Centers - Birdsprings	65,000	0	0
DACS Navajo Senior Centers - Chilchenbento	45,000	0	0
DACS Navajo Senior Centers - Chinle	10,000	0	0
DACS Navajo Senior Centers - Dilcon	30,000	0	0
DACS Navajo Senior Centers - Fort Defiance	65,000	0	0
DACS Navajo Senior Centers - St Michael's	65,000	0	0
DACS Navajo Senior Centers - White Cone	30,000	0	0
TOTAL GENERAL FUND	\$ 416,944	\$ 0	\$ 0
CAPITAL OUTLAY STABILIZATION FUND			
Statewide Building Renewal FY01 - 02	\$ 0	\$ 0	\$ 0
Building Renewal FY98 - 99	0	0	0
TOTAL CAPITAL OUTLAY STABILIZATION FUND	\$ 0	\$ 0	\$ 0
TOTAL AGENCY	\$ 416,944	\$ 0	\$ 0
DEPARTMENT OF HEALTH SERVICES			
GENERAL FUND			
ADA Compliance	\$ 986	\$ 0	\$ 0
Building Renewal FY96 - 97	30	0	0
Cholla - Sexual Predator	11,655	0	0
Clean HVAC Ducts - Juniper/Wickenburg	388	0	0
ASH - JCAHO Accreditation Phase II	77	0	0
ASH - Granada Hall Windows	325	0	0
ASH - Condensate Receiver	4,700	0	0
ASH - Juniper/Wickenburg Windows	83,231	0	0
ASH - Juniper/Wickenburg Roofs	1	0	0
ASH - Juniper/Wickenburg Fire Life Safety Improvements	517	0	0
TOTAL GENERAL FUND	\$ 101,910	\$ 0	\$ 0
CAPITAL OUTLAY STABILIZATION FUND			
Building Renewal FY91 - 92	\$ 3,548	\$ 0	\$ 0
ASH - Juniper/Wickenburg Windows	0	0	0
ASH - Repair Cooling Towers #1-2	0	0	0
TOTAL CAPITAL OUTLAY STABILIZATION FUND	\$ 3,548	\$ 0	\$ 0
TOTAL AGENCY	\$ 105,458	\$ 0	\$ 0
ARIZONA PIONEERS' HOME			
GENERAL FUND			
Building Renewal FY94 - 95	\$ 3,538	\$ 0	\$ 0
TOTAL AGENCY	\$ 3,538	\$ 0	\$ 0

SUPPLEMENTAL APPROPRIATIONS, MID-YEAR REVERSIONS AND ADJUSTMENTS	NET APPROPRIATIONS	EXPENDITURES	LAPSED APPROPRIATION AUTHORITY	JUNE 30, 2002 CONTINUING APPROPRIATION AUTHORITY
0	65,000	0	0	65,000
0	45,000	0	0	45,000
0	10,000	0	0	10,000
0	30,000	0	0	30,000
0	65,000	0	0	65,000
0	65,000	63,039	0	1,961
0	30,000	0	0	30,000
<u>\$ 1,003,116</u>	<u>\$ 1,420,060</u>	<u>\$ 120,563</u>	<u>\$ 0</u>	<u>\$ 1,299,497</u>
\$ 255,700	\$ 255,700	\$ 255,700	\$ 0	\$ 0
24,000	24,000	24,000	0	0
<u>\$ 279,700</u>	<u>\$ 279,700</u>	<u>\$ 279,700</u>	<u>\$ 0</u>	<u>\$ 0</u>
<u>\$ 1,282,816</u>	<u>\$ 1,699,760</u>	<u>\$ 400,263</u>	<u>\$ 0</u>	<u>\$ 1,299,497</u>
\$ 0	\$ 986	\$ 0	\$ 0	\$ 986
0	30	0	0	30
0	11,655	0	0	11,655
0	388	0	0	388
0	77	0	0	77
0	325	0	0	325
0	4,700	0	0	4,700
(65,000)	18,231	9,437	0	8,794
(1)	0	0	0	0
0	517	0	0	517
<u>\$ (65,001)</u>	<u>\$ 36,909</u>	<u>\$ 9,437</u>	<u>\$ 0</u>	<u>\$ 27,472</u>
\$ 0	\$ 3,548	\$ 0	\$ 0	\$ 3,548
29,950	29,950	0	0	29,950
27,000	27,000	0	0	27,000
<u>\$ 56,950</u>	<u>\$ 60,498</u>	<u>\$ 0</u>	<u>\$ 0</u>	<u>\$ 60,498</u>
<u>\$ (8,051)</u>	<u>\$ 97,407</u>	<u>\$ 9,437</u>	<u>\$ 0</u>	<u>\$ 87,970</u>
\$ 0	\$ 3,538	\$ 0	\$ 0	\$ 3,538
<u>\$ 0</u>	<u>\$ 3,538</u>	<u>\$ 0</u>	<u>\$ 0</u>	<u>\$ 3,538</u>

**STATE OF ARIZONA
CAPITAL OUTLAY
STATEMENT OF EXPENDITURES - APPROPRIATION TO ACTUAL
BUDGETARY (LEGAL) BASIS
FOR THE YEAR ENDED JUNE 30, 2002**

	<u>JULY 1, 2001 CONTINUING APPROPRIATION AUTHORITY</u>	<u>GENERAL APPROPRIATIONS</u>	<u>CAPITAL OUTLAY APPROPRIATIONS</u>
DEPARTMENT OF VETERANS' SERVICES			
CAPITAL OUTLAY STABILIZATION FUND			
ASVH - Water Line Leak	\$ 0	\$ 0	\$ 0
TOTAL AGENCY	<u>\$ 0</u>	<u>\$ 0</u>	<u>\$ 0</u>
TOTAL HEALTH AND WELFARE	<u>\$ 525,940</u>	<u>\$ 0</u>	<u>\$ 0</u>
EDUCATION			
ARIZONA STATE SCHOOLS FOR THE DEAF AND THE BLIND			
GENERAL FUND			
ADTEC Remodel FY91 - 92	\$ 357	\$ 0	\$ 0
Telecommunication Cabling FY91 - 92	1,624	0	0
Temporary Facilities FY91 - 92	282	0	0
Security Fencing	2,563	0	0
Building Renewal - Emergency Water Line Repair	0	0	0
Building Renewal FY94 - 95	395	0	0
Building Renewal FY93 - 94	504	0	0
Master Plan FY95 - 96	5,000	0	0
Building Renewal - Tucson Gym FY98 - 99	69	0	0
TOTAL AGENCY	<u>\$ 10,794</u>	<u>\$ 0</u>	<u>\$ 0</u>
ARIZONA HISTORICAL SOCIETY			
GENERAL FUND			
ADA Survey FY94 - 95	\$ 5,000	\$ 0	\$ 0
TOTAL AGENCY	<u>\$ 5,000</u>	<u>\$ 0</u>	<u>\$ 0</u>
ARIZONA STATE UNIVERSITY			
GENERAL FUND			
Capital Outlay - Digital Television Conversion	\$ 0	\$ 0	\$ 1,500,000
TOTAL AGENCY	<u>\$ 0</u>	<u>\$ 0</u>	<u>\$ 1,500,000</u>
UNIVERSITY OF ARIZONA			
GENERAL FUND			
Sierra Vista Campus Building	\$ 0	\$ 0	\$
Capital Outlay - Digital Television Conversion	0	0	2,500,000
TOTAL AGENCY	<u>\$ 0</u>	<u>\$ 0</u>	<u>\$ 2,500,000</u>
TOTAL EDUCATION	<u>\$ 15,794</u>	<u>\$ 0</u>	<u>\$ 4,000,000</u>

SUPPLEMENTAL APPROPRIATIONS, MID-YEAR REVERSIONS AND ADJUSTMENTS	NET APPROPRIATIONS	EXPENDITURES	LAPSED APPROPRIATION AUTHORITY	JUNE 30, 2002 CONTINUING APPROPRIATION AUTHORITY
\$ 6,500	\$ 6,500	\$ 6,500	\$ 0	\$ 0
<u>\$ 6,500</u>	<u>\$ 6,500</u>	<u>\$ 6,500</u>	<u>\$ 0</u>	<u>\$ 0</u>
<u>\$ 1,281,265</u>	<u>\$ 1,807,205</u>	<u>\$ 416,200</u>	<u>\$ 0</u>	<u>\$ 1,391,005</u>
\$ 0	\$ 357	\$ 0	\$ 0	\$ 357
0	1,624	0	0	1,624
0	282	0	0	282
0	2,563	0	0	2,563
1,200	1,200	1,200	0	0
0	395	0	0	395
(504)	0	0	0	0
0	5,000	0	0	5,000
(69)	0	0	0	0
<u>\$ 627</u>	<u>\$ 11,421</u>	<u>\$ 1,200</u>	<u>\$ 0</u>	<u>\$ 10,221</u>
<u>\$ 0</u>	<u>\$ 5,000</u>	<u>\$ 0</u>	<u>\$ 0</u>	<u>\$ 5,000</u>
<u>\$ 0</u>	<u>\$ 5,000</u>	<u>\$ 0</u>	<u>\$ 0</u>	<u>\$ 5,000</u>
<u>\$ 0</u>	<u>\$ 1,500,000</u>	<u>\$ 1,500,000</u>	<u>\$ 0</u>	<u>\$ 0</u>
<u>\$ 0</u>	<u>\$ 1,500,000</u>	<u>\$ 1,500,000</u>	<u>\$ 0</u>	<u>\$ 0</u>
\$ 1,500,000	\$ 1,500,000	\$ 1,500,000	\$ 0	\$ 0
<u>1,500,000</u>	<u>2,500,000</u>	<u>2,500,000</u>	<u>0</u>	<u>0</u>
<u>\$ 1,500,000</u>	<u>\$ 4,000,000</u>	<u>\$ 4,000,000</u>	<u>\$ 0</u>	<u>\$ 0</u>
<u>\$ 1,500,627</u>	<u>\$ 5,516,421</u>	<u>\$ 5,501,200</u>	<u>\$ 0</u>	<u>\$ 15,221</u>

See accompanying notes to financial statements

STATE OF ARIZONA
CAPITAL OUTLAY
STATEMENT OF EXPENDITURES - APPROPRIATION TO ACTUAL
BUDGETARY (LEGAL) BASIS
FOR THE YEAR ENDED JUNE 30, 2002

	JULY 1, 2001 CONTINUING APPROPRIATION AUTHORITY	GENERAL APPROPRIATIONS	CAPITAL OUTLAY APPROPRIATIONS
PROTECTION AND SAFETY			
STATE DEPARTMENT OF CORRECTIONS			
GENERAL FUND			
ASPC-D - Mohave Improve Control Room FY97 - 98	\$ 2,103	\$ 0	\$ 0
ASPC-D - Mohave Door and Lock Replace FY98 - 99	56,627	0	0
ASPC-D - Papago Housing Renovation FY98 - 99	5,725	0	0
ASPC-F - North U I Quonset Hut Improvement FY98 - 99	4,210	0	0
	<u>68,665</u>	<u>0</u>	<u>0</u>
TOTAL AGENCY	<u>\$ 68,665</u>	<u>\$ 0</u>	<u>\$ 0</u>
ARIZONA CRIMINAL JUSTICE COMMISSION			
GENERAL FUND			
County Jail Juvenile Improvement	\$ 850,000	\$ 0	\$ 0
	<u>850,000</u>	<u>0</u>	<u>0</u>
TOTAL AGENCY	<u>\$ 850,000</u>	<u>\$ 0</u>	<u>\$ 0</u>
DEPARTMENT OF EMERGENCY AND MILITARY AFFAIRS			
GENERAL FUND			
Marana Tactical Equipment Park FY90 - 91	\$ 18,753	\$ 0	\$ 0
STARC Armory Addition FY91 - 92	16	0	0
Safford Armory Building Renewal FY94 - 95	10,978	0	0
Vehicle Maintenance Construction FY95 - 96	53,000	0	0
Mesa Armory Re-roofing	1,325	0	0
Douglas Armory Roof Lighting Fire Alarm	0	0	0
Flagstaff Furnace Replacement	1,151	0	0
Prescott Armory Roof Repair FY98 - 99	96	0	0
Silverlake Armory Fire Alarm Installation	2,453	0	0
Project Challenge Construction FY01 - 02	0	0	0
Project Challenge Construction FY00 - 01	87,090	0	0
Project Challenge Construction FY99 - 00	521,295	0	0
Clifton Flood Control Project	0	0	0
Fire Alarm Systems - 8 Armories	138,404	0	0
	<u>834,561</u>	<u>0</u>	<u>0</u>
TOTAL GENERAL FUND	<u>\$ 834,561</u>	<u>\$ 0</u>	<u>\$ 0</u>
CAPITAL OUTLAY STABILIZATION FUND			
STARC HVAC Replacement	\$ 42,565	\$ 0	\$ 0
Nogales and 52nd Street Building Renewal	0	0	0
Roosevelt Building Renewal	0	0	0
Safford and Sunnyslope Building Renewal	0	0	0
	<u>42,565</u>	<u>0</u>	<u>0</u>
TOTAL CAPITAL OUTLAY STABILIZATION FUND	<u>\$ 42,565</u>	<u>\$ 0</u>	<u>\$ 0</u>
TOTAL AGENCY	<u>\$ 877,126</u>	<u>\$ 0</u>	<u>\$ 0</u>

SUPPLEMENTAL APPROPRIATIONS, MID-YEAR REVERSIONS AND ADJUSTMENTS	NET APPROPRIATIONS	EXPENDITURES	LAPSED APPROPRIATION AUTHORITY	JUNE 30, 2002 CONTINUING APPROPRIATION AUTHORITY
\$ 0	\$ 2,103	\$ 0	\$ 0	\$ 2,103
0	56,627	27,029	0	29,598
0	5,725	5,046	0	679
<u>(4,210)</u>	<u>0</u>	<u>0</u>	<u>0</u>	<u>0</u>
<u>\$ (4,210)</u>	<u>\$ 64,455</u>	<u>\$ 32,075</u>	<u>\$ 0</u>	<u>\$ 32,380</u>
\$ 0	\$ 850,000	\$ 850,000	\$ 0	\$ 0
<u>\$ 0</u>	<u>\$ 850,000</u>	<u>\$ 850,000</u>	<u>\$ 0</u>	<u>\$ 0</u>
\$ 0	\$ 18,753	\$ 0	\$ 0	\$ 18,753
0	16	0	0	16
0	10,978	0	0	10,978
(53,000)	0	0	0	0
0	1,325	0	0	1,325
0	0	0	0	0
0	1,151	0	0	1,151
(96)	0	0	0	0
0	2,453	1,470	0	983
250,000	250,000	69,966	0	180,034
0	87,090	80,564	0	6,526
0	521,295	521,295	0	0
650,000	650,000	650,000	0	0
0	138,404	125,085	0	13,319
<u>\$ 846,904</u>	<u>\$ 1,681,465</u>	<u>\$ 1,448,380</u>	<u>\$ 0</u>	<u>\$ 233,085</u>
\$ 1,279	\$ 43,844	\$ 42,453	\$ 0	\$ 1,391
50,000	50,000	0	0	50,000
140,988	140,988	82,792	0	58,196
160,000	160,000	159,859	0	141
<u>\$ 352,267</u>	<u>\$ 394,832</u>	<u>\$ 285,104</u>	<u>\$ 0</u>	<u>\$ 109,728</u>
<u>\$ 1,199,171</u>	<u>\$ 2,076,297</u>	<u>\$ 1,733,484</u>	<u>\$ 0</u>	<u>\$ 342,813</u>

See accompanying notes to financial statements

STATE OF ARIZONA
CAPITAL OUTLAY
STATEMENT OF EXPENDITURES - APPROPRIATION TO ACTUAL
BUDGETARY (LEGAL) BASIS
FOR THE YEAR ENDED JUNE 30, 2002

	JULY 1, 2001 CONTINUING APPROPRIATION AUTHORITY	GENERAL APPROPRIATIONS	CAPITAL OUTLAY APPROPRIATIONS
DEPARTMENT OF JUVENILE CORRECTIONS			
GENERAL FUND			
Renovation Construction FY95 - 96	\$ 209	\$ 0	\$ 0
Renovation Construction FY94 - 95	97	0	0
Building Renewal FY94 - 95	3,794	0	0
BCS Electrical Repair	1,200	0	0
TOTAL GENERAL FUND	<u>\$ 5,300</u>	<u>\$ 0</u>	<u>\$ 0</u>
CAPITAL OUTLAY STABILIZATION FUND			
Building Renewal FY91 - 92	\$ 39	\$ 0	\$ 0
Adobe Mountain Kitchen Building Renewal	0	0	0
TOTAL CAPITAL OUTLAY STABILIZATION FUND	<u>\$ 39</u>	<u>\$ 0</u>	<u>\$ 0</u>
TOTAL AGENCY	<u>\$ 5,339</u>	<u>\$ 0</u>	<u>\$ 0</u>
DEPARTMENT OF PUBLIC SAFETY			
GENERAL FUND			
Building Renewal - Project 91-1017	\$ 2,205	\$ 0	\$ 0
Building Renewal - Project 91-1018	32,192	0	0
TOTAL GENERAL FUND	<u>\$ 34,397</u>	<u>\$ 0</u>	<u>\$ 0</u>
CAPITAL OUTLAY STABILIZATION FUND			
Building Renewal - Project 91-1036	\$ 98	\$ 0	\$ 0
Building Renewal - Project 91-2057	0	0	0
Building Renewal - Project 91-2058	0	0	0
Building Renewal - Project 91-2059	0	0	0
Building Renewal - Project 91-2060	0	0	0
Building Renewal - Project 91-2061	0	0	0
Building Renewal - Project 91-2066	0	0	0
Building Renewal - Project 91-2072	0	0	0
Building Renewal - Project 91-2074	0	0	0
TOTAL CAPITAL OUTLAY STABILIZATION FUND	<u>\$ 98</u>	<u>\$ 0</u>	<u>\$ 0</u>
TOTAL AGENCY	<u>\$ 34,495</u>	<u>\$ 0</u>	<u>\$ 0</u>
TOTAL PROTECTION AND SAFETY	<u>\$ 1,835,625</u>	<u>\$ 0</u>	<u>\$ 0</u>
<u>NATURAL RESOURCES</u>			
ARIZONA STATE PARKS BOARD			
GENERAL FUND			
Spur Cross Ranch Acquisition FY01 - 02	\$ 0	\$ 0	\$ 0
Spur Cross Ranch Acquisition FY00 - 01	74,500	0	0

SUPPLEMENTAL APPROPRIATIONS, MID-YEAR REVERSIONS AND ADJUSTMENTS	NET APPROPRIATIONS	EXPENDITURES	LAPSED APPROPRIATION AUTHORITY	JUNE 30, 2002 CONTINUING APPROPRIATION AUTHORITY
\$ 0	\$ 209	\$ 0	\$ 0	\$ 209
0	97	0	0	97
0	3,794	0	0	3,794
0	1,200	0	0	1,200
<u>\$ 0</u>	<u>\$ 5,300</u>	<u>\$ 0</u>	<u>\$ 0</u>	<u>\$ 5,300</u>
\$ 0	\$ 39	\$ 0	\$ 0	\$ 39
18,000	18,000	0	0	18,000
<u>\$ 18,000</u>	<u>\$ 18,039</u>	<u>\$ 0</u>	<u>\$ 0</u>	<u>\$ 18,039</u>
<u>\$ 18,000</u>	<u>\$ 23,339</u>	<u>\$ 0</u>	<u>\$ 0</u>	<u>\$ 23,339</u>
\$ 0	\$ 2,205	\$ 2,205	\$ 0	\$ 0
0	32,192	31,828	0	364
<u>\$ 0</u>	<u>\$ 34,397</u>	<u>\$ 34,033</u>	<u>\$ 0</u>	<u>\$ 364</u>
\$ (98)	\$ 0	\$ 0	\$ 0	\$ 0
26,500	26,500	19,157	0	7,343
36,000	36,000	36,000	0	0
39,139	39,139	39,139	0	0
24,500	24,500	24,355	0	145
30,000	30,000	24,402	0	5,598
28,068	28,068	28,068	0	0
4,305	4,305	4,305	0	0
5,500	5,500	5,275	0	225
<u>\$ 193,914</u>	<u>\$ 194,012</u>	<u>\$ 180,701</u>	<u>\$ 0</u>	<u>\$ 13,311</u>
<u>\$ 193,914</u>	<u>\$ 228,409</u>	<u>\$ 214,734</u>	<u>\$ 0</u>	<u>\$ 13,675</u>
<u>\$ 1,406,875</u>	<u>\$ 3,242,500</u>	<u>\$ 2,830,293</u>	<u>\$ 0</u>	<u>\$ 412,207</u>
\$ 1,250,000	\$ 1,250,000	\$ 1,249,500	\$ 0	\$ 500
0	74,500	0	0	74,500

See accompanying notes to financial statements


STATE OF ARIZONA
 CAPITAL OUTLAY
 STATEMENT OF EXPENDITURES - APPROPRIATION TO ACTUAL
 BUDGETARY (LEGAL) BASIS
 FOR THE YEAR ENDED JUNE 30, 2002

	JULY 1, 2001 CONTINUING APPROPRIATION AUTHORITY	GENERAL APPROPRIATIONS	CAPITAL OUTLAY APPROPRIATIONS
Building Renewal - McFarland Courthouse Roof	87,344	0	0
TOTAL GENERAL FUND	<u>\$ 161,844</u>	<u>\$ 0</u>	<u>\$ 0</u>
CAPITAL OUTLAY STABILIZATION FUND			
Building Renewal - Yuma Prison Museum Roof	\$ 0	\$ 0	\$ 0
TOTAL CAPITAL OUTLAY STABILIZATION FUND	<u>\$ 0</u>	<u>\$ 0</u>	<u>\$ 0</u>
TOTAL AGENCY	<u>\$ 161,844</u>	<u>\$ 0</u>	<u>\$ 0</u>
DEPARTMENT OF WATER RESOURCES			
GENERAL FUND			
Cochise-Wilcox County Flood Control	\$ 400,000	\$ 0	\$ 0
TOTAL AGENCY	<u>\$ 400,000</u>	<u>\$ 0</u>	<u>\$ 0</u>
TOTAL NATURAL RESOURCES	<u>\$ 561,844</u>	<u>\$ 0</u>	<u>\$ 0</u>
TOTAL GENERAL FUND	<u>\$ 3,973,597</u>	<u>\$ 0</u>	<u>\$ 5,317,400</u>
TOTAL CAPITAL OUTLAY STABILIZATION FUND	<u>\$ 2,278,230</u>	<u>\$ 9,033,800</u>	<u>\$ 3,517,700</u>
TOTAL CAPITAL OUTLAY	<u>\$ 6,251,827</u>	<u>\$ 9,033,800</u>	<u>\$ 8,835,100</u>

SUPPLEMENTAL APPROPRIATIONS, MID-YEAR REVERSIONS AND ADJUSTMENTS	NET APPROPRIATIONS	EXPENDITURES	LAPSED APPROPRIATION AUTHORITY	JUNE 30, 2002 CONTINUING APPROPRIATION AUTHORITY
(1,339)	86,005	86,005	0	0
<u>\$ 1,248,661</u>	<u>\$ 1,410,505</u>	<u>\$ 1,335,505</u>	<u>\$ 0</u>	<u>\$ 75,000</u>
<u>\$ 30,000</u>	<u>\$ 30,000</u>	<u>\$ 0</u>	<u>\$ 0</u>	<u>\$ 30,000</u>
<u>\$ 30,000</u>	<u>\$ 30,000</u>	<u>\$ 0</u>	<u>\$ 0</u>	<u>\$ 30,000</u>
<u>\$ 1,278,661</u>	<u>\$ 1,440,505</u>	<u>\$ 1,335,505</u>	<u>\$ 0</u>	<u>\$ 105,000</u>
<u>\$ 0</u>	<u>\$ 400,000</u>	<u>\$ 0</u>	<u>\$ 0</u>	<u>\$ 400,000</u>
<u>\$ 0</u>	<u>\$ 400,000</u>	<u>\$ 0</u>	<u>\$ 0</u>	<u>\$ 400,000</u>
<u>\$ 1,278,661</u>	<u>\$ 1,840,505</u>	<u>\$ 1,335,505</u>	<u>\$ 0</u>	<u>\$ 505,000</u>
<u>\$ 3,449,245</u>	<u>\$ 12,740,242</u>	<u>\$ 10,321,994</u>	<u>\$ 0</u>	<u>\$ 2,418,248</u>
<u>\$ 176,148</u>	<u>\$ 15,005,878</u>	<u>\$ 12,295,554</u>	<u>\$ 603,551</u>	<u>\$ 2,106,773</u>
<u>\$ 3,625,393</u>	<u>\$ 27,746,120</u>	<u>\$ 22,617,548</u>	<u>\$ 603,551</u>	<u>\$ 4,525,021</u>

**THIS PAGE INTENTIONALLY
LEFT BLANK**

**CAPITAL OUTLAY
SUPPLEMENTAL
APPROPRIATION
SCHEDULE**



**THIS PAGE INTENTIONALLY
LEFT BLANK**

**STATE OF ARIZONA
CAPITAL OUTLAY DETAIL
SUPPLEMENTAL SCHEDULE DETAIL OF SUPPLEMENTAL
APPROPRIATIONS, MID-YEAR REVERSIONS AND ADJUSTMENTS
BUDGETARY (LEGAL) BASIS
FOR THE YEAR ENDED JUNE 30, 2002**

	Laws 2001, SS1, Chpt 3, HB2015	Laws 2001, SS2, Chpt 5, HB2018
GENERAL GOVERNMENT		
DEPARTMENT OF ADMINISTRATION		
GENERAL FUND		
State Lab Design and Land Acquisition	\$ (6,991)	\$ 0
ASPC Douglas Wastewater Improvements	(19,181)	0
DOC Fire and Life Safety FY95 - 96	(82,346)	0
DYTR Renovation and Furnishings Residential Cottages	(5,350)	0
DYTR Asbestos Abatement	(46,945)	0
DYTR 48 New Beds Black Canyon	(2,374)	0
DYTR 400 Bed High Security	(7,855)	0
High Security Juvenile Facility FY97 - 98	(18,863)	0
High Security Juvenile Facility FY96 - 97	(11,084)	0
PLTO 1 Capital Improvements	(889,700)	0
Building Renewal FY00 - 01	0	0
Building Renewal FY99 - 00	0	0
Building Renewal FY98 - 99	0	0
Building Renewal FY97 - 98	0	0
TOTAL GENERAL FUND	\$ (1,090,689)	\$ 0
CAPITAL OUTLAY STABILIZATION FUND		
Operating Lump Sum Appropriation FY01 - 02	\$ 0	\$ 12,200
Building Renewal FY01 - 02	0	0
Building Renewal FY00 - 01	0	0
Building Renewal FY98 - 99	0	0
TOTAL CAPITAL OUTLAY STABILIZATION FUND	\$ 0	\$ 12,200
TOTAL AGENCY	\$ (1,090,689)	\$ 12,200
SUPREME COURT		
GENERAL FUND		
Energy Management System - Courts Building	\$ 0	\$ 0
TOTAL GENERAL FUND	\$ 0	\$ 0
CAPITAL OUTLAY STABILIZATION FUND		
4th Floor Chiller	\$ 0	\$ 0
HVAC Ductwork Replacement	0	0
HVAC Storage Tank	0	0
TOTAL CAPITAL OUTLAY STABILIZATION FUND	\$ 0	\$ 0
TOTAL AGENCY	\$ 0	\$ 0
TOTAL GENERAL GOVERNMENT	\$ (1,090,689)	\$ 12,200

<u>Salary Adjustment</u>	<u>Supplemental Appropriation</u>	<u>Building Renewal Transfers</u>	<u>Reversion/ Reduction</u>	<u>Supplemental Appropriations, Mid-Year Reversions and Adjustments</u>
\$ 0	\$ 0	\$ 0	\$ 0	\$ (6,991)
0	0	0	0	(19,181)
0	0	0	0	(82,346)
0	0	0	0	(5,350)
0	0	0	0	(46,945)
0	0	0	0	(2,374)
0	0	0	0	(7,855)
0	0	0	0	(18,863)
0	0	0	0	(11,084)
0	0	0	0	(889,700)
0	0	(1,200)	0	(1,200)
0	0	8,367	0	8,367
0	0	(52)	0	(52)
0	0	3,937	0	3,937
<u>\$ 0</u>	<u>\$ 0</u>	<u>\$ 11,052</u>	<u>\$ 0</u>	<u>\$ (1,079,637)</u>
\$ 4,300	\$ 0	\$ 0	\$ 0	\$ 16,500
0	0	(975,199)	0	(975,199)
0	0	35,208	0	35,208
0	0	(24,000)	0	(24,000)
<u>\$ 4,300</u>	<u>\$ 0</u>	<u>\$ (963,991)</u>	<u>\$ 0</u>	<u>\$ (947,491)</u>
<u>\$ 4,300</u>	<u>\$ 0</u>	<u>\$ (952,939)</u>	<u>\$ 0</u>	<u>\$ (2,027,128)</u>
<u>\$ 0</u>	<u>\$ 0</u>	<u>\$ (1,215)</u>	<u>\$ 0</u>	<u>\$ (1,215)</u>
<u>\$ 0</u>	<u>\$ 0</u>	<u>\$ (1,215)</u>	<u>\$ 0</u>	<u>\$ (1,215)</u>
\$ 0	\$ 0	\$ 25,000	\$ 0	\$ 25,000
0	0	43,000	0	43,000
0	0	25,000	0	25,000
<u>\$ 0</u>	<u>\$ 0</u>	<u>\$ 93,000</u>	<u>\$ 0</u>	<u>\$ 93,000</u>
<u>\$ 0</u>	<u>\$ 0</u>	<u>\$ 91,785</u>	<u>\$ 0</u>	<u>\$ 91,785</u>
<u>\$ 4,300</u>	<u>\$ 0</u>	<u>\$ (861,154)</u>	<u>\$ 0</u>	<u>\$ (1,935,343)</u>

**STATE OF ARIZONA
CAPITAL OUTLAY DETAIL
SUPPLEMENTAL SCHEDULE DETAIL OF SUPPLEMENTAL
APPROPRIATIONS, MID-YEAR REVERSIONS AND ADJUSTMENTS
BUDGETARY (LEGAL) BASIS
FOR THE YEAR ENDED JUNE 30, 2002**

	Laws 2001, SS1, Chpt 3, HB2015	Laws 2001, SS2, Chpt 5, HB2018
HEALTH AND WELFARE		
DEPARTMENT OF ECONOMIC SECURITY		
GENERAL FUND		
Statewide Building Renewal FY99 - 00	\$ 0	\$ 0
Statewide Building Renewal FY98 - 99	0	0
Statewide Building Renewal FY97 - 98	0	0
DACS Hopi Senior Center	0	0
DACS Navajo Senior Center FY01 - 02	0	0
TOTAL GENERAL FUND	\$ 0	\$ 0
CAPITAL OUTLAY STABILIZATION FUND		
Statewide Building Renewal FY01 - 02	\$ 0	\$ 0
Building Renewal FY98 - 99	0	0
TOTAL CAPITAL OUTLAY STABILIZATION FUND	\$ 0	\$ 0
TOTAL AGENCY	\$ 0	\$ 0
DEPARTMENT OF HEALTH SERVICES		
GENERAL FUND		
ASH - Juniper/Wickenburg Windows	\$ 0	\$ 0
ASH - Juniper/Wickenburg Roofs	0	0
TOTAL GENERAL FUND	\$ 0	\$ 0
CAPITAL OUTLAY STABILIZATION FUND		
ASH - Juniper/Wickenburg Windows	\$ 0	\$ 0
ASH - Repair Cooling Towers #1-2	0	0
TOTAL CAPITAL OUTLAY STABILIZATION FUND	\$ 0	\$ 0
TOTAL AGENCY	\$ 0	\$ 0
VETERANS' SERVICE		
CAPITAL OUTLAY STABILIZATION FUND		
ASVH - Water Line Leak	\$ 0	\$ 0
TOTAL CAPITAL OUTLAY STABILIZATION FUND	\$ 0	\$ 0
TOTAL AGENCY	\$ 0	\$ 0
TOTAL HEALTH AND WELFARE	\$ 0	\$ 0

<u>Salary Adjustment</u>	<u>Supplemental Appropriation</u>	<u>Building Renewal Transfers</u>	<u>Reversion/ Reduction</u>	<u>Supplemental Appropriations, Mid-Year Reversions and Adjustments</u>
\$ 0	\$ 0	\$ (8,367)	\$ 0	\$ (8,367)
0	0	3,116	0	3,116
0	0	(3,937)	0	(3,937)
0	285,700	0	0	285,700
0	714,300	0	0	714,300
<u>\$ 0</u>	<u>\$ 1,000,000</u>	<u>\$ (9,188)</u>	<u>\$ 0</u>	<u>\$ 990,812</u>
\$ 0	\$ 0	\$ 255,700	\$ 0	\$ 255,700
0	0	24,000	0	24,000
<u>\$ 0</u>	<u>\$ 0</u>	<u>\$ 279,700</u>	<u>\$ 0</u>	<u>\$ 279,700</u>
<u>\$ 0</u>	<u>\$ 1,000,000</u>	<u>\$ 270,512</u>	<u>\$ 0</u>	<u>\$ 1,270,512</u>
\$ 0	\$ 0	\$ (65,000)	\$ 0	\$ (65,000)
0	0		(1)	(1)
<u>\$ 0</u>	<u>\$ 0</u>	<u>\$ (65,000)</u>	<u>\$ (1)</u>	<u>\$ (65,001)</u>
\$ 0	\$ 0	\$ 29,950	\$ 0	\$ 29,950
0	0	27,000	0	27,000
<u>\$ 0</u>	<u>\$ 0</u>	<u>\$ 56,950</u>	<u>\$ 0</u>	<u>\$ 56,950</u>
<u>\$ 0</u>	<u>\$ 0</u>	<u>\$ (8,050)</u>	<u>\$ (1)</u>	<u>\$ (8,051)</u>
\$ 0	\$ 0	\$ 6,500	\$ 0	\$ 6,500
<u>\$ 0</u>	<u>\$ 0</u>	<u>\$ 6,500</u>	<u>\$ 0</u>	<u>\$ 6,500</u>
<u>\$ 0</u>	<u>\$ 0</u>	<u>\$ 6,500</u>	<u>\$ 0</u>	<u>\$ 6,500</u>
<u>\$ 0</u>	<u>\$ 1,000,000</u>	<u>\$ 268,962</u>	<u>\$ (1)</u>	<u>\$ 1,268,961</u>

**STATE OF ARIZONA
CAPITAL OUTLAY DETAIL
SUPPLEMENTAL SCHEDULE DETAIL OF SUPPLEMENTAL
APPROPRIATIONS, MID-YEAR REVERSIONS AND ADJUSTMENTS
BUDGETARY (LEGAL) BASIS
FOR THE YEAR ENDED JUNE 30, 2002**

	Laws 2001, SS1, Chpt 3, HB2015	Laws 2001, SS2, Chpt 5, HB2018
EDUCATION		
ARIZONA STATE SCHOOLS FOR THE DEAF AND THE BLIND		
GENERAL FUND		
Building Renewal - Emergency Water Line Repair	\$ 0	\$ 0
Building Renewal FY93 - 94	0	0
Building Renewal - Tucson Gym FY98 - 99	0	0
TOTAL AGENCY	\$ 0	\$ 0
UNIVERSITY OF ARIZONA		
GENERAL FUND		
Sierra Vista Campus Building	\$ 0	\$ 0
TOTAL AGENCY	\$ 0	\$ 0
TOTAL EDUCATION	\$ 0	\$ 0
PROTECTION AND SAFETY		
STATE DEPARTMENT OF CORRECTIONS		
GENERAL FUND		
ASPC-F - North U I Quonset Hut Improvement FY98 - 99	\$ 0	\$ 0
TOTAL AGENCY	\$ 0	\$ 0
DEPARTMENT OF EMERGENCY AND MILITARY AFFAIRS		
GENERAL FUND		
Vehicle Maintenance Construction FY95 - 96	\$ 0	\$ 0
Prescott Armory Roof Repair FY98 - 99	0	0
Project Challenge Construction FY01 - 02	0	0
Clifton Flood Control Project	0	0
TOTAL GENERAL FUND	\$ 0	\$ 0
CAPITAL OUTLAY STABILIZATION FUND		
STARC HVAC Replacement	\$ 0	\$ 0
Nogales and 52nd Street Building Renewal	0	0
Roosevelt Building Renewal	0	0
Safford and Sunnyslope Building Renewal	0	0
TOTAL CAPITAL OUTLAY STABILIZATION FUND	\$ 0	\$ 0
TOTAL AGENCY	\$ 0	\$ 0

<u>Salary Adjustment</u>	<u>Supplemental Appropriation</u>	<u>Building Renewal Transfers</u>	<u>Reversion/ Reduction</u>	<u>Supplemental Appropriations, Mid-Year Reversions and Adjustments</u>
\$ 0	\$ 0	\$ 1,200	\$ 0	\$ 1,200
0	0	0	(504)	(504)
0	0	(69)	0	(69)
<u>\$ 0</u>	<u>\$ 0</u>	<u>\$ 1,131</u>	<u>\$ (504)</u>	<u>\$ 627</u>
<u>\$ 0</u>	<u>\$ 0</u>	<u>\$ 1,500,000</u>	<u>\$ 0</u>	<u>\$ 1,500,000</u>
<u>\$ 0</u>	<u>\$ 0</u>	<u>\$ 1,500,000</u>	<u>\$ 0</u>	<u>\$ 1,500,000</u>
<u>\$ 0</u>	<u>\$ 0</u>	<u>\$ 1,501,131</u>	<u># (504) 0 #</u>	<u>\$ 1,500,627</u>
<u>\$ 0</u>	<u>\$ 0</u>	<u>\$ (4,210)</u>	<u>\$ 0</u>	<u>\$ (4,210)</u>
<u>\$ 0</u>	<u>\$ 0</u>	<u>\$ (4,210)</u>	<u>\$ 0</u>	<u>\$ (4,210)</u>
\$ 0	\$ 0	\$ 0	\$ (53,000)	\$ (53,000)
0	0	0	(96)	(96)
0	250,000	0	0	250,000
0	650,000	0	0	650,000
<u>\$ 0</u>	<u>\$ 900,000</u>	<u>\$ 0</u>	<u>\$ (53,096)</u>	<u>\$ 846,904</u>
\$ 0	\$ 0	\$ 1,279	\$ 0	\$ 1,279
0	0	50,000	0	50,000
0	0	140,988	0	140,988
0	0	160,000	0	160,000
<u>\$ 0</u>	<u>\$ 0</u>	<u>\$ 352,267</u>	<u>\$ 0</u>	<u>\$ 352,267</u>
<u>\$ 0</u>	<u>\$ 900,000</u>	<u>\$ 352,267</u>	<u>\$ (53,096)</u>	<u>\$ 1,199,171</u>

**STATE OF ARIZONA
CAPITAL OUTLAY DETAIL
SUPPLEMENTAL SCHEDULE DETAIL OF SUPPLEMENTAL
APPROPRIATIONS, MID-YEAR REVERSIONS AND ADJUSTMENTS
BUDGETARY (LEGAL) BASIS
FOR THE YEAR ENDED JUNE 30, 2002**


	Laws 2001, SS1, Chpt 3, HB2015	Laws 2001, SS2, Chpt 5, HB2018
DEPARTMENT OF JUVENILE CORRECTIONS		
CAPITAL OUTLAY STABILIZATION FUND		
Adobe Mountain Kitchen Building Renewal	\$ 0	\$ 0
TOTAL AGENCY	\$ 0	\$ 0
DEPARTMENT OF PUBLIC SAFETY		
CAPITAL OUTLAY STABILIZATION FUND		
Building Renewal - Project 91-1036	\$ 0	\$ 0
Building Renewal - Project 91-2057	0	0
Building Renewal - Project 91-2058	0	0
Building Renewal - Project 91-2059	0	0
Building Renewal - Project 91-2060	0	0
Building Renewal - Project 91-2061	0	0
Building Renewal - Project 91-2066	0	0
Building Renewal - Project 91-2072	0	0
Building Renewal - Project 91-2074	0	0
TOTAL AGENCY	\$ 0	\$ 0
TOTAL PROTECTION AND SAFETY	\$ 0	\$ 0
NATURAL RESOURCES		
ARIZONA STATE PARKS BOARD		
GENERAL FUND		
Spur Cross Ranch Acquisition FY01 - 02	\$ 0	\$ 0
Building Renewal - McFarland Courthouse Roof	0	0
TOTAL GENERAL FUND	\$ 0	\$ 0
CAPITAL OUTLAY STABILIZATION FUND		
Building Renewal - Yuma Prison Museum Roof	\$ 0	\$ 0
TOTAL CAPITAL OUTLAY STABILIZATION FUND	\$ 0	\$ 0
TOTAL AGENCY	\$ 0	\$ 0
TOTAL NATURAL RESOURCES	\$ 0	\$ 0
TOTAL GENERAL FUND	\$ (1,090,689)	\$ 0
TOTAL CAPITAL OUTLAY STABILIZATION FUND	\$ 0	\$ 12,200
TOTAL CAPITAL OUTLAY	\$ (1,090,689)	\$ 12,200

<u>Salary Adjustment</u>	<u>Supplemental Appropriation</u>	<u>Building Renewal Transfers</u>	<u>Reversion/ Reduction</u>	<u>Supplemental Appropriations, Mid-Year Reversions and Adjustments</u>
\$ 0	\$ 0	\$ 18,000	\$ 0	\$ 18,000
<u>\$ 0</u>	<u>\$ 0</u>	<u>\$ 18,000</u>	<u>\$ 0</u>	<u>\$ 18,000</u>
\$ 0	\$ 0	\$ (98)	\$ 0	\$ (98)
0	0	26,500	0	26,500
0	0	36,000	0	36,000
0	0	39,139	0	39,139
0	0	24,500	0	24,500
0	0	30,000	0	30,000
0	0	28,068	0	28,068
0	0	4,305	0	4,305
0	0	5,500	0	5,500
<u>\$ 0</u>	<u>\$ 0</u>	<u>\$ 193,914</u>	<u>\$ 0</u>	<u>\$ 193,914</u>
<u>\$ 0</u>	<u>\$ 900,000</u>	<u>\$ 559,971</u>	<u>\$ (53,096)</u>	<u>\$ 1,406,875</u>
\$ 0	\$ 1,250,000	\$ 0	\$ 0	\$ 1,250,000
0	0	(1,339)	0	(1,339)
<u>\$ 0</u>	<u>\$ 1,250,000</u>	<u>\$ (1,339)</u>	<u>\$ 0</u>	<u>\$ 1,248,661</u>
<u>\$ 0</u>	<u>\$ 0</u>	<u>\$ 30,000</u>	<u>\$ 0</u>	<u>\$ 30,000</u>
<u>\$ 0</u>	<u>\$ 0</u>	<u>\$ 30,000</u>	<u>\$ 0</u>	<u>\$ 30,000</u>
<u>\$ 0</u>	<u>\$ 1,250,000</u>	<u>\$ 28,661</u>	<u>\$ 0</u>	<u>\$ 1,278,661</u>
<u>\$ 0</u>	<u>\$ 1,250,000</u>	<u>\$ 28,661</u>	<u>\$ 0</u>	<u>\$ 1,278,661</u>
<u>\$ 0</u>	<u>\$ 3,150,000</u>	<u>\$ 1,431,231</u>	<u>\$ (53,601)</u>	<u>\$ 3,436,941</u>
<u>\$ 4,300</u>	<u>\$ 0</u>	<u>\$ 66,340</u>	<u>\$ 0</u>	<u>\$ 82,840</u>
<u>\$ 4,300</u>	<u>\$ 3,150,000</u>	<u>\$ 1,497,571</u>	<u>\$ (53,601)</u>	<u>\$ 3,519,781</u>

See accompanying notes to financial statements

**THIS PAGE INTENTIONALLY
LEFT BLANK**

SPECIAL REVENUE



**THIS PAGE INTENTIONALLY
LEFT BLANK**

**STATE OF ARIZONA
SPECIAL REVENUE FUNDS
STATEMENT OF EXPENDITURES - APPROPRIATION TO ACTUAL
BUDGETARY (LEGAL) BASIS
FOR THE YEAR ENDED JUNE 30, 2002**

	<u>JULY 1, 2001 CONTINUING APPROPRIATION AUTHORITY</u>	<u>GENERAL APPROPRIATIONS</u>	<u>CAPITAL OUTLAY APPROPRIATIONS</u>
GENERAL GOVERNMENT			
DEPARTMENT OF ADMINISTRATION			
CORRECTIONS FUND			
Operating Lump Sum Appropriation	\$ 0	\$ 580,900	\$ 0
New Prison Complex FY00 - 01	21,904,446	0	0
New Prison Complex FY99 - 00	14,608,416	0	0
Prison Planning and Siting FY98 - 99	613,291	0	0
New Prison Complex Planning Site Acquisition FY95 - 96	197,940	0	0
Southwest Regional Prison Complex FY98 - 99	1,535,923	0	0
Southwest Regional Prison Complex FY97 - 98	111,926	0	0
Southwest Regional Prison Complex FY96 - 97	792	0	0
Florence - 400 Modular and Tent Beds FY96 - 97	90	0	0
Yuma Complex - 800 Male Beds FY96 - 97	143,759	0	0
Yuma Complex - 800 Male Beds FY95 - 96	297,516	0	0
ASPC at Douglas Wastewater Treatment	240,994	0	0
ASPC Prison Beds - Globe	351,579	0	0
ASPC Perryville Security Improvements	30,720	0	0
Aspen Facility FY95	25,290	0	0
Build-Out New DJC Secure Care Complex	364,678	0	0
High Security Juvenile Facility	275,061	0	0
Department of Corrections Building Renewal	0	0	5,518,800
Fort Grant Landfill Closure	0	0	555,300
Department of Corrections Lock Replacement	0	0	18,538,600
Department of Corrections Safety Improvements	0	0	1,379,400
ADJC HVAC Replacements/Renovations	0	0	1,482,000
Department of Juvenile Corrections Medical Unit	0	0	785,000
Department of Juvenile Corrections Building Renewal	0	0	440,800
General Fund Transfer 1st Regular Session Chapter 232	0	0	0
General Fund Transfer 2nd Special Session Chapter 4	0	0	0
Administrative Adjustments	0	0	0
TOTAL DEPARTMENT OF ADMINISTRATION CORRECTIONS FUND	<u>\$ 40,702,421</u>	<u>\$ 580,900</u>	<u>\$ 28,699,900</u>
DEPARTMENT OF ADMINISTRATION			
AIR QUALITY FUND			
Employee Bus Subsidy	\$ 0	\$ 475,400	\$ 0
TOTAL DEPARTMENT OF ADMINISTRATION AIR QUALITY FUND	<u>\$ 0</u>	<u>\$ 475,400</u>	<u>\$ 0</u>
DEPARTMENT OF ADMINISTRATION			
ARIZONA STATE HOSPITAL CAPITAL CONSTRUCTION FUND			
Arizona State Hospital Construction FY01 - 02	\$ 0	\$ 0	\$ 0

SUPPLEMENTAL APPROPRIATIONS, MID-YEAR REVERSIONS AND ADJUSTMENTS	NET APPROPRIATIONS	EXPENDITURES	LAPSED APPROPRIATION AUTHORITY	JUNE 30, 2002 CONTINUING APPROPRIATION AUTHORITY
\$ 3,500	\$ 584,400	\$ 561,434	\$ 22,966	\$ 0
(21,904,444)	2	0	0	2
(12,033,756)	2,574,660	74,992	0	2,499,668
0	613,291	12,045	0	601,246
0	197,940	0	0	197,940
0	1,535,923	461,997	0	1,073,926
0	111,926	9,979	0	101,947
0	792	0	0	792
0	90	0	0	90
0	143,759	60,376	0	83,383
0	297,516	97	0	297,419
0	240,994	87,854	0	153,140
0	351,579	0	0	351,579
0	30,720	18,772	0	11,948
(25,290)	0	0	0	0
0	364,678	33,846	0	330,832
0	275,061	0	275,061	0
(2,813,400)	2,705,400	1,470,621	0	1,234,779
0	555,300	6,019	0	549,281
(17,538,600)	1,000,000	513,969	0	486,031
0	1,379,400	16,857	0	1,362,543
(1,432,000)	50,000	34,772	0	15,228
(600,000)	185,000	43,149	0	141,851
(440,400)	400	0	0	400
15,000,000	15,000,000	15,000,000	0	0
34,500,000	34,500,000	34,500,000	0	0
6,476	6,476	6,476	0	0
<u>\$ (7,277,914)</u>	<u>\$ 62,705,307</u>	<u>\$ 52,913,255</u>	<u>\$ 298,027</u>	<u>\$ 9,494,025</u>
<u>\$ 0</u>	<u>\$ 475,400</u>	<u>\$ 396,264</u>	<u>\$ 79,136</u>	<u>\$ 0</u>
<u>\$ 0</u>	<u>\$ 475,400</u>	<u>\$ 396,264</u>	<u>\$ 79,136</u>	<u>\$ 0</u>
\$ 20,000,000	\$ 20,000,000	\$ 2,646,161	\$ 0	\$ 17,353,839

See accompanying notes to financial statements

**STATE OF ARIZONA
SPECIAL REVENUE FUNDS
STATEMENT OF EXPENDITURES - APPROPRIATION TO ACTUAL
BUDGETARY (LEGAL) BASIS
FOR THE YEAR ENDED JUNE 30, 2002**

	JULY 1, 2001 CONTINUING APPROPRIATION AUTHORITY	GENERAL APPROPRIATIONS	CAPITAL OUTLAY APPROPRIATIONS
Arizona State Hospital Construction FY00 - 01	17,786,623	0	0
Arizona State Hospital Construction FY99 - 00	12,689,939	0	0
TOTAL DEPARTMENT OF ADMINISTRATION ARIZONA STATE HOSPITAL CAPITAL CONSTRUCTION FUND	<u>\$ 30,476,562</u>	<u>\$ 0</u>	<u>\$ 0</u>
DEPARTMENT OF ADMINISTRATION			
EMERGENCY MEDICAL SERVICES FUND			
Government Building Defibrillators	\$ 0	\$ 0	\$ 0
TOTAL DEPARTMENT OF ADMINISTRATION EMERGENCY MEDICAL SERVICES FUND	<u>\$ 0</u>	<u>\$ 0</u>	<u>\$ 0</u>
DEPARTMENT OF ADMINISTRATION			
STATE SUGGESTION PROGRAM AWARD FUND			
DOA Special Merit Award Fund	\$ 0	\$ 0	\$ 0
TOTAL DEPARTMENT OF ADMINISTRATION STATE SUGGESTION PROGRAM AWARD FUND	<u>\$ 0</u>	<u>\$ 0</u>	<u>\$ 0</u>
OFFICE OF ADMINISTRATIVE HEARINGS			
INTERAGENCY FUND			
Operating Lump Sum Appropriation	\$ 0	\$ 1,118,600	\$ 0
TOTAL OFFICE OF ADMINISTRATIVE HEARINGS INTERAGENCY FUND	<u>\$ 0</u>	<u>\$ 1,118,600</u>	<u>\$ 0</u>
ATTORNEY GENERAL			
CONSUMER FRAUD REVOLVING FUND			
Operating Lump Sum Appropriation	\$ 0	\$ 1,714,000	\$ 0
Administrative Adjustments	0	0	0
TOTAL ATTORNEY GENERAL CONSUMER FRAUD REVOLVING FUND	<u>\$ 0</u>	<u>\$ 1,714,000</u>	<u>\$ 0</u>
ATTORNEY GENERAL			
VICTIMS' RIGHTS FUND			
Victims' Rights Implementation Fund	\$ 0	\$ 2,639,100	\$ 0
Victims' Rights/Non Revert - HB 2427	1,278,850	0	0
Administrative Adjustments	0	0	0
TOTAL ATTORNEY GENERAL VICTIMS' RIGHTS FUND	<u>\$ 1,278,850</u>	<u>\$ 2,639,100</u>	<u>\$ 0</u>
ATTORNEY GENERAL			
ANTITRUST ENFORCEMENT REVOLVING FUND			
Operating Lump Sum Appropriation	\$ 0	\$ 378,100	\$ 0
Administrative Adjustments	0	0	0
TOTAL ATTORNEY GENERAL ANTITRUST ENFORCEMENT REVOLVING FUND	<u>\$ 0</u>	<u>\$ 378,100</u>	<u>\$ 0</u>

SUPPLEMENTAL APPROPRIATIONS, MID-YEAR REVERSIONS AND ADJUSTMENTS	NET APPROPRIATIONS	EXPENDITURES	LAPSED APPROPRIATION AUTHORITY	JUNE 30, 2002 CONTINUING APPROPRIATION AUTHORITY
0	17,786,623	16,879,337	0	907,286
0	12,689,939	10,273,328	0	2,416,611
<u>\$ 20,000,000</u>	<u>\$ 50,476,562</u>	<u>\$ 29,798,826</u>	<u>\$ 0</u>	<u>\$ 20,677,736</u>
<u>\$ 50,000</u>	<u>\$ 50,000</u>	<u>\$ 0</u>	<u>\$ 50,000</u>	<u>\$ 0</u>
<u>\$ 50,000</u>	<u>\$ 50,000</u>	<u>\$ 0</u>	<u>\$ 50,000</u>	<u>\$ 0</u>
<u>\$ 0</u>	<u>\$ 0</u>	<u>\$ 933</u>	<u>\$ 0</u>	<u>\$ (933)</u>
<u>\$ 0</u>	<u>\$ 0</u>	<u>\$ 933</u>	<u>\$ 0</u>	<u>\$ (933)</u>
<u>\$ 1,600</u>	<u>\$ 1,120,200</u>	<u>\$ 936,124</u>	<u>\$ 184,076</u>	<u>\$ 0</u>
<u>\$ 1,600</u>	<u>\$ 1,120,200</u>	<u>\$ 936,124</u>	<u>\$ 184,076</u>	<u>\$ 0</u>
\$ 3,200	\$ 1,717,200	\$ 1,050,389	\$ 666,811	\$ 0
4,448	4,448	4,448	0	0
<u>\$ 7,648</u>	<u>\$ 1,721,648</u>	<u>\$ 1,054,837</u>	<u>\$ 666,811</u>	<u>\$ 0</u>
\$ 505,900	\$ 3,145,000	\$ 3,109,974	\$ 35,026	\$ 0
0	1,278,850	568,254	0	710,596
1,872	1,872	1,872	0	0
<u>\$ 507,772</u>	<u>\$ 4,425,722</u>	<u>\$ 3,680,100</u>	<u>\$ 35,026</u>	<u>\$ 710,596</u>
\$ 900	\$ 379,000	\$ 362,427	\$ 16,573	\$ 0
2,895	2,895	2,895	0	0
<u>\$ 3,795</u>	<u>\$ 381,895</u>	<u>\$ 365,322</u>	<u>\$ 16,573</u>	<u>\$ 0</u>

STATE OF ARIZONA
SPECIAL REVENUE FUNDS
STATEMENT OF EXPENDITURES - APPROPRIATION TO ACTUAL
BUDGETARY (LEGAL) BASIS
FOR THE YEAR ENDED JUNE 30, 2002

	JULY 1, 2001 CONTINUING APPROPRIATION AUTHORITY	GENERAL APPROPRIATIONS	CAPITAL OUTLAY APPROPRIATIONS
ATTORNEY GENERAL			
COLLECTION ENFORCEMENT REVOLVING FUND			
Operating Lump Sum Appropriation	\$ 0	\$ 2,021,800	\$ 0
Administrative Adjustments	0	0	0
TOTAL ATTORNEY GENERAL COLLECTIONS ENFORCEMENT REVOLVING FUND	<u>\$ 0</u>	<u>\$ 2,021,800</u>	<u>\$ 0</u>
ATTORNEY GENERAL			
AGENCY SERVICES FUND			
Operating Lump Sum Appropriation	\$ 0	\$ 16,744,000	\$ 0
Administrative Adjustments	0	0	0
TOTAL ATTORNEY GENERAL AGENCY SERVICES FUND	<u>\$ 0</u>	<u>\$ 16,744,000</u>	<u>\$ 0</u>
ATTORNEY GENERAL			
ANTIRACKETEERING FUND			
Operating Lump Sum Appropriation	\$ 0	\$ 0	\$ 0
General Fund Transfer 2nd Special Session Chapter 4	0	0	0
TOTAL ATTORNEY GENERAL ANTIRACKETEERING FUND	<u>\$ 0</u>	<u>\$ 0</u>	<u>\$ 0</u>
DEPARTMENT OF COMMERCE			
CEDC FUND			
Lottery 1989	\$ 5,001	\$ 0	\$ 0
Arizona Sonora Economic Development Study	10,000	0	0
Williams Gateway Airport Authority	4,000,000	0	0
Operating Lump Sum Appropriation	0	232,400	0
Advertising and Promotion	0	659,200	0
Economic Development Matching Funds	0	104,000	0
International Trade Offices	0	976,000	0
Main Street	0	130,000	0
Minority and Women Owned Business	0	111,000	0
National Law Center/Free Trade	0	250,000	0
REDI Matching Grants	0	45,000	0
Small Business Advocate	0	110,000	0
Administrative Adjustments	0	0	0
TOTAL DEPARTMENT OF COMMERCE CEDC FUND	<u>\$ 4,015,001</u>	<u>\$ 2,617,600</u>	<u>\$ 0</u>
DEPARTMENT OF COMMERCE			
HOUSING DEVELOPMENT FUND			
Housing Development Fund FY98 - 99	\$ 500,000	\$ 0	\$ 0
Housing Development Fund FY97 - 98	500,000	0	0

SUPPLEMENTAL APPROPRIATIONS, MID-YEAR REVERSIONS AND ADJUSTMENTS	NET APPROPRIATIONS	EXPENDITURES	LAPSED APPROPRIATION AUTHORITY	JUNE 30, 2002 CONTINUING APPROPRIATION AUTHORITY
\$ 3,600	\$ 2,025,400	\$ 1,990,369	\$ 35,031	\$ 0
6,315	6,315	6,315	0	0
\$ 9,915	\$ 2,031,715	\$ 1,996,684	\$ 35,031	\$ 0
\$ 24,100	\$ 16,768,100	\$ 15,533,536	\$ 1,234,564	\$ 0
32,090	32,090	32,090	0	0
\$ 56,190	\$ 16,800,190	\$ 15,565,626	\$ 1,234,564	\$ 0
\$ 100,000	\$ 100,000	\$ 0	\$ 100,000	\$ 0
1,250,000	1,250,000	1,250,000	0	0
\$ 1,350,000	\$ 1,350,000	\$ 1,250,000	\$ 100,000	\$ 0
\$ 0	\$ 5,001	\$ 0	\$ 0	\$ 5,001
0	10,000	0	0	10,000
0	4,000,000	0	0	4,000,000
306,500	538,900	514,784	24,116	0
0	659,200	496,875	162,325	0
0	104,000	90,000	14,000	0
0	976,000	760,874	215,126	0
0	130,000	129,118	882	0
0	111,000	104,569	6,431	0
0	250,000	250,000	0	0
0	45,000	29,741	15,259	0
0	110,000	109,018	982	0
121,494	121,494	121,194	300	0
\$ 427,994	\$ 7,060,595	\$ 2,606,173	\$ 439,421	\$ 4,015,001
\$ (256,615)	\$ 243,385	\$ 243,385	\$ 0	\$ 0
0	500,000	500,000	0	0

See accompanying notes to financial statements

STATE OF ARIZONA
SPECIAL REVENUE FUNDS
STATEMENT OF EXPENDITURES - APPROPRIATION TO ACTUAL
BUDGETARY (LEGAL) BASIS
FOR THE YEAR ENDED JUNE 30, 2002

	JULY 1, 2001 CONTINUING APPROPRIATION AUTHORITY	GENERAL APPROPRIATIONS	CAPITAL OUTLAY APPROPRIATIONS
Administrative Adjustments	0	0	0
TOTAL DEPARTMENT OF COMMERCE HOUSING DEVELOPMENT FUND	<u>\$ 1,000,000</u>	<u>\$ 0</u>	<u>\$ 0</u>
DEPARTMENT OF COMMERCE			
HOUSING TRUST FUND			
Operating Lump Sum Appropriation	\$ 0	\$ 347,500	\$ 0
Special Needs Housing	0	0	0
Administrative Adjustments	0	0	0
TOTAL DEPARTMENT OF COMMERCE HOUSING TRUST FUND	<u>\$ 0</u>	<u>\$ 347,500</u>	<u>\$ 0</u>
DEPARTMENT OF COMMERCE			
COMMERCE DEVELOPMENT BOND FUND			
Operating Lump Sum Appropriation	\$ 0	\$ 115,700	\$ 0
Administrative Adjustments	0	0	0
TOTAL DEPARTMENT OF COMMERCE COMMERCE DEVELOPMENT BOND FUND	<u>\$ 0</u>	<u>\$ 115,700</u>	<u>\$ 0</u>
DEPARTMENT OF COMMERCE			
ARIZONA JOB TRAINING FUND			
General Fund Transfer 2nd Special Session Chapter 4	\$ 0	\$ 0	\$ 0
TOTAL DEPARTMENT OF COMMERCE ARIZONA JOB TRAINING FUND	<u>\$ 0</u>	<u>\$ 0</u>	<u>\$ 0</u>
DEPARTMENT OF COMMERCE			
ARIZONA CLEAN AIR FUND			
General Fund Transfer 2nd Special Session Chapter 4	\$ 0	\$ 0	\$ 0
TOTAL DEPARTMENT OF COMMERCE ARIZONA CLEAN AIR FUND	<u>\$ 0</u>	<u>\$ 0</u>	<u>\$ 0</u>
GOVERNOR'S OFFICE FOR EXCELLENCE IN GOVERNMENT			
OFFICE FOR EXCELLENCE IN GOVERNMENT FUND			
Operating Lump Sum Appropriation	\$ 0	\$ 25,000	\$ 0
TOTAL GOVERNOR'S OFFICE FOR EXCELLENCE IN GOVERNMENT OFFICE FOR EXCELLENCE IN GOVERNMENT FUND	<u>\$ 0</u>	<u>\$ 25,000</u>	<u>\$ 0</u>
SUPREME COURT			
CORRECTIONS FUND			
Drug Study	\$ 38,514	\$ 0	\$ 0
TOTAL SUPREME COURT CORRECTIONS FUND	<u>\$ 38,514</u>	<u>\$ 0</u>	<u>\$ 0</u>

SUPPLEMENTAL APPROPRIATIONS, MID-YEAR REVERSIONS AND ADJUSTMENTS	NET APPROPRIATIONS	EXPENDITURES	LAPSED APPROPRIATION AUTHORITY	JUNE 30, 2002 CONTINUING APPROPRIATION AUTHORITY
20,895	20,895	20,895	0	0
\$ (235,720)	\$ 764,280	\$ 764,280	\$ 0	\$ 0
\$ (210,187)	\$ 137,313	\$ 137,313	\$ 0	\$ 0
24,971	24,971	24,971	0	0
183	183	183	0	0
\$ (185,033)	\$ 162,467	\$ 162,467	\$ 0	\$ 0
\$ 100	\$ 115,800	\$ 103,047	\$ 12,753	\$ 0
3,909	3,909	3,909	0	0
\$ 4,009	\$ 119,709	\$ 106,956	\$ 12,753	\$ 0
\$ 10,000,000	\$ 10,000,000	\$ 10,000,000	\$ 0	\$ 0
\$ 10,000,000	\$ 10,000,000	\$ 10,000,000	\$ 0	\$ 0
\$ 4,700,000	\$ 4,700,000	\$ 4,700,000	\$ 0	\$ 0
\$ 4,700,000	\$ 4,700,000	\$ 4,700,000	\$ 0	\$ 0
\$ 0	\$ 25,000	\$ 14,029	\$ 10,971	\$ 0
\$ 0	\$ 25,000	\$ 14,029	\$ 10,971	\$ 0
\$ 0	\$ 38,514	\$ 0	\$ 0	\$ 38,514
\$ 0	\$ 38,514	\$ 0	\$ 0	\$ 38,514

**STATE OF ARIZONA
SPECIAL REVENUE FUNDS
STATEMENT OF EXPENDITURES - APPROPRIATION TO ACTUAL
BUDGETARY (LEGAL) BASIS
FOR THE YEAR ENDED JUNE 30, 2002**

	<u>JULY 1, 2001 CONTINUING APPROPRIATION AUTHORITY</u>	<u>GENERAL APPROPRIATIONS</u>	<u>CAPITAL OUTLAY APPROPRIATIONS</u>
SUPREME COURT			
CONFIDENTIAL INTERMEDIARY AND PRIVATE FIDUCIARY FUND			
Private Fiduciary FY01 - 02	\$ 0	\$ 199,650	\$ 0
Private Fiduciary FY00 - 01	195,939	0	0
Private Fiduciary FY99 - 00	118,199	0	0
Private Fiduciary FY98 - 99	726	0	0
Confidential Intermediary FY01 - 02	0	195,750	0
Confidential Intermediary FY00 - 01	194,013	0	0
Confidential Intermediary FY99 - 00	30,336	0	0
TOTAL SUPREME COURT CONFIDENTIAL INTERMEDIARY AND PRIVATE FIDUCIARY FUND	<u>\$ 539,213</u>	<u>\$ 395,400</u>	<u>\$ 0</u>
SUPREME COURT			
COURT APPOINTED SPECIAL ADVOCATE FUND			
Court Appointed Special Advocate	\$ 0	\$ 2,523,700	\$ 0
Administrative Adjustments	0	0	0
TOTAL SUPREME COURT COURT APPOINTED SPECIAL ADVOCATE FUND	<u>\$ 0</u>	<u>\$ 2,523,700</u>	<u>\$ 0</u>
SUPREME COURT			
CRIMINAL JUSTICE ENHANCEMENT FUND			
Case Processing Assistance	\$ 0	\$ 3,010,800	\$ 0
Community Punishment	0	1,830,400	0
Juvenile Crime Reduction	0	5,055,800	0
Administrative Adjustments	0	0	0
TOTAL SUPREME COURT CRIMINAL JUSTICE ENHANCEMENT FUND	<u>\$ 0</u>	<u>\$ 9,897,000</u>	<u>\$ 0</u>
SUPREME COURT			
DEFENSIVE DRIVING SCHOOL FUND			
Defensive Driving Fund	\$ 0	\$ 5,150,900	\$ 0
Administrative Adjustments	0	0	0
TOTAL SUPREME COURT DEFENSIVE DRIVING SCHOOL FUND	<u>\$ 0</u>	<u>\$ 5,150,900</u>	<u>\$ 0</u>
SUPREME COURT			
STATE AID TO THE COURTS FUND			
State Aid to the Courts	\$ 0	\$ 3,560,100	\$ 0
TOTAL SUPREME COURT STATE AID TO THE COURTS FUND	<u>\$ 0</u>	<u>\$ 3,560,100</u>	<u>\$ 0</u>

SUPPLEMENTAL APPROPRIATIONS, MID-YEAR REVERSIONS AND ADJUSTMENTS	NET APPROPRIATIONS	EXPENDITURES	LAPSED APPROPRIATION AUTHORITY	JUNE 30, 2002 CONTINUING APPROPRIATION AUTHORITY
\$ 150	\$ 199,800	\$ 19,278	\$ 0	\$ 180,522
0	195,939	49,508	0	146,431
0	118,199	118,199	0	0
0	726	726	0	0
150	195,900	12,484	0	183,416
0	194,013	76,161	0	117,852
0	30,336	30,336	0	0
<u>\$ 300</u>	<u>\$ 934,913</u>	<u>\$ 306,692</u>	<u>\$ 0</u>	<u>\$ 628,221</u>
\$ 2,700	\$ 2,526,400	\$ 2,203,584	\$ 322,816	\$ 0
13,522	13,522	13,522	0	0
<u>\$ 16,222</u>	<u>\$ 2,539,922</u>	<u>\$ 2,217,106</u>	<u>\$ 322,816</u>	<u>\$ 0</u>
\$ 300	\$ 3,011,100	\$ 1,610,864	\$ 1,400,236	\$ 0
0	1,830,400	829,000	1,001,400	0
600	5,056,400	4,549,110	507,290	0
292,114	292,114	56,884	235,230	0
<u>\$ 293,014</u>	<u>\$ 10,190,014</u>	<u>\$ 7,045,858</u>	<u>\$ 3,144,156</u>	<u>\$ 0</u>
\$ 2,900	\$ 5,153,800	\$ 2,400,768	\$ 2,753,032	\$ 0
41,182	41,182	41,182	0	0
<u>\$ 44,082</u>	<u>\$ 5,194,982</u>	<u>\$ 2,441,950</u>	<u>\$ 2,753,032</u>	<u>\$ 0</u>
\$ 0	\$ 3,560,100	\$ 0	\$ 3,560,100	\$ 0
<u>\$ 0</u>	<u>\$ 3,560,100</u>	<u>\$ 0</u>	<u>\$ 3,560,100</u>	<u>\$ 0</u>

STATE OF ARIZONA
SPECIAL REVENUE FUNDS
STATEMENT OF EXPENDITURES - APPROPRIATION TO ACTUAL
BUDGETARY (LEGAL) BASIS
FOR THE YEAR ENDED JUNE 30, 2002

	JULY 1, 2001 CONTINUING APPROPRIATION AUTHORITY	GENERAL APPROPRIATIONS	CAPITAL OUTLAY APPROPRIATIONS
DEPARTMENT OF REVENUE			
TOBACCO TAX AND HEALTH CARE FUND			
Operating Lump Sum Appropriation	\$ 0	\$ 396,700	\$ 0
Administrative Adjustments	0	0	0
TOTAL DEPARTMENT OF REVENUE TOBACCO TAX AND HEALTH CARE FUND	<u>\$ 0</u>	<u>\$ 396,700</u>	<u>\$ 0</u>
DEPARTMENT OF HOUSING DEVELOPMENT			
HOUSING TRUST FUND			
Operating Lump Sum Appropriation	\$ 0	\$ 345,600	\$ 0
Special Needs Housing	0	0	0
TOTAL DEPARTMENT OF HOUSING DEVELOPMENT HOUSING TRUST FUND	<u>\$ 0</u>	<u>\$ 345,600</u>	<u>\$ 0</u>
DEPARTMENT OF HOUSING DEVELOPMENT			
HOUSING DEVELOPMENT FUND			
Operating Lump Sum Appropriation	\$ 0	\$ 0	\$ 0
TOTAL DEPARTMENT OF HOUSING DEVELOPMENT HOUSING DEVELOPMENT FUND	<u>\$ 0</u>	<u>\$ 0</u>	<u>\$ 0</u>
DEPARTMENT OF TOURISM			
TOURISM FUND			
Operating Lump Sum Appropriation	\$ 0	\$ 2,326,000	\$ 0
International and Domestic Marketing	0	1,002,700	0
Maricopa County Tourism Promotion	0	4,000,000	0
Media Advertising	0	6,044,900	0
Media Communication	0	442,000	0
Research and Data Repository	0	241,500	0
Travel Counseling and Direct Marketing	0	1,363,700	0
TOTAL DEPARTMENT OF TOURISM TOURISM FUND	<u>\$ 0</u>	<u>\$ 15,420,800</u>	<u>\$ 0</u>
TOTAL GENERAL GOVERNMENT	<u>\$ 78,050,561</u>	<u>\$ 66,467,900</u>	<u>\$ 28,699,900</u>
HEALTH AND WELFARE			
ARIZONA HEALTH CARE COST CONTAINMENT SYSTEM			
CHILDREN'S HEALTH INSURANCE PROGRAM FUND			
Children's Health Insurance Program - Services	\$ 0	\$ 62,131,200	\$ 0
Children's Health Insurance Program - Administration	0	5,831,400	0

SUPPLEMENTAL APPROPRIATIONS, MID-YEAR REVERSIONS AND ADJUSTMENTS	NET APPROPRIATIONS	EXPENDITURES	LAPSED APPROPRIATION AUTHORITY	JUNE 30, 2002 CONTINUING APPROPRIATION AUTHORITY
\$ 800	\$ 397,500	\$ 388,714	\$ 8,786	\$ 0
511	511	511	0	0
<u>\$ 1,311</u>	<u>\$ 398,011</u>	<u>\$ 389,225</u>	<u>\$ 8,786</u>	<u>\$ 0</u>
\$ (131,713)	\$ 213,887	\$ 211,145	\$ 2,742	\$ 0
52,929	52,929	50,877	2,052	0
<u>\$ (78,784)</u>	<u>\$ 266,816</u>	<u>\$ 262,022</u>	<u>\$ 4,794</u>	<u>\$ 0</u>
\$ 501,930	\$ 501,930	\$ 0	\$ 501,930	\$ 0
<u>\$ 501,930</u>	<u>\$ 501,930</u>	<u>\$ 0</u>	<u>\$ 501,930</u>	<u>\$ 0</u>
\$ 135,121	\$ 2,461,121	\$ 2,461,100	\$ 21	\$ 0
363,900	1,366,600	1,366,548	52	0
0	4,000,000	3,828,662	171,338	0
(1,818,900)	4,226,000	4,132,854	93,146	0
320,800	762,800	762,787	13	0
264,400	505,900	505,865	35	0
(353,700)	1,010,000	1,009,951	49	0
<u>\$ (1,088,379)</u>	<u>\$ 14,332,421</u>	<u>\$ 14,067,767</u>	<u>\$ 264,654</u>	<u>\$ 0</u>
<u>\$ 29,109,952</u>	<u>\$ 202,328,313</u>	<u>\$ 153,042,496</u>	<u>\$ 13,722,657</u>	<u>\$ 35,563,160</u>
\$ 11,182,100	\$ 73,313,300	\$ 63,126,128	\$ 10,187,172	\$ 0
0	5,831,400	5,531,607	299,793	0

STATE OF ARIZONA
SPECIAL REVENUE FUNDS
STATEMENT OF EXPENDITURES - APPROPRIATION TO ACTUAL
BUDGETARY (LEGAL) BASIS
FOR THE YEAR ENDED JUNE 30, 2002

	JULY 1, 2001 CONTINUING APPROPRIATION AUTHORITY	GENERAL APPROPRIATIONS	CAPITAL OUTLAY APPROPRIATIONS
Children's Health Insurance Program - Administration	0	2,871,600	0
Administrative Adjustments	0	0	0
TOTAL ARIZONA HEALTH CARE COST CONTAINMENT SYSTEM			
CHILDREN'S HEALTH INSURANCE PROGRAM FUND	\$ 0	\$ 70,834,200	\$ 0
ARIZONA HEALTH CARE COST CONTAINMENT SYSTEM			
MEDICAL NEEDY AND MEDICALLY INDIGENT FUND			
Capitation Stabilization	\$ 0	\$ 0	\$ 0
Fee for Service Stabilization	0	0	0
Long-Term Care Stabilization	0	0	0
Reinsurance Stabilization	0	0	0
State Emergency Services	0	0	0
TOTAL ARIZONA HEALTH CARE COST CONTAINMENT SYSTEM			
MEDICAL NEEDY AND MEDICALLY INDIGENT FUND	\$ 0	\$ 0	\$ 0
ARIZONA HEALTH CARE COST CONTAINMENT SYSTEM			
TOBACCO TAX AND HEALTH CARE FUND			
Freedom to Work Program Expense	\$ 0	\$ 0	\$ 0
TOTAL ARIZONA HEALTH CARE COST CONTAINMENT SYSTEM			
TOBACCO TAX AND HEALTH CARE FUND	\$ 0	\$ 0	\$ 0
ARIZONA HEALTH CARE COST CONTAINMENT SYSTEM			
THIRD PARTY COLLECTION FUND			
General Fund Transfer 2nd Special Session Chapter 4	\$ 0	\$ 0	\$ 0
TOTAL ARIZONA HEALTH CARE COST CONTAINMENT SYSTEM			
THIRD PARTY COLLECTION FUND	\$ 0	\$ 0	\$ 0
COMMISSION FOR THE DEAF AND THE HARD OF HEARING			
TELECOMMUNICATION FUND FOR THE DEAF			
Operating Lump Sum Appropriation	\$ 0	\$ 5,712,400	\$ 0
Relief Bill	0	0	0
Administrative Adjustments	0	0	0
TOTAL COMMISSION FOR THE DEAF AND THE HARD OF HEARING			
TELECOMMUNICATION FUND FOR THE DEAF	\$ 0	\$ 5,712,400	\$ 0
DEPARTMENT OF ECONOMIC SECURITY			
PUBLIC ASSISTANCE COLLECTIONS FUND			
ADM Public Assistance Collections	\$ 0	\$ 217,300	\$ 0

SUPPLEMENTAL APPROPRIATIONS, MID-YEAR REVERSIONS AND ADJUSTMENTS	NET APPROPRIATIONS	EXPENDITURES	LAPSED APPROPRIATION AUTHORITY	JUNE 30, 2002 CONTINUING APPROPRIATION AUTHORITY
16,100	2,887,700	1,850,221	1,037,479	0
1,039,446	1,039,446	50,045	989,401	0
<u>\$ 12,237,646</u>	<u>\$ 83,071,846</u>	<u>\$ 70,558,001</u>	<u>\$ 12,513,845</u>	<u>\$ 0</u>
\$ 21,399,800	\$ 21,399,800	\$ 21,399,800	\$ 0	\$ 0
14,390,200	14,390,200	14,390,200	0	0
304,200	304,200	304,200	0	0
1,245,600	1,245,600	1,245,600	0	0
<u>7,777,600</u>	<u>7,777,600</u>	<u>7,777,600</u>	<u>0</u>	<u>0</u>
<u>\$ 45,117,400</u>	<u>\$ 45,117,400</u>	<u>\$ 45,117,400</u>	<u>\$ 0</u>	<u>\$ 0</u>
\$ 91,000	\$ 91,000	\$ 0	\$ 91,000	\$ 0
<u>\$ 91,000</u>	<u>\$ 91,000</u>	<u>\$ 0</u>	<u>\$ 91,000</u>	<u>\$ 0</u>
\$ 2,400,000	\$ 2,400,000	\$ 2,400,000	\$ 0	\$ 0
<u>\$ 2,400,000</u>	<u>\$ 2,400,000</u>	<u>\$ 2,400,000</u>	<u>\$ 0</u>	<u>\$ 0</u>
\$ 1,200	\$ 5,713,600	\$ 5,070,993	\$ 642,607	\$ 0
10,227	10,227	10,227	0	0
<u>14,584</u>	<u>14,584</u>	<u>14,584</u>	<u>0</u>	<u>0</u>
<u>\$ 26,011</u>	<u>\$ 5,738,411</u>	<u>\$ 5,095,804</u>	<u>\$ 642,607</u>	<u>\$ 0</u>
\$ 500	\$ 217,800	\$ 150,265	\$ 67,535	\$ 0

**STATE OF ARIZONA
SPECIAL REVENUE FUNDS
STATEMENT OF EXPENDITURES - APPROPRIATION TO ACTUAL
BUDGETARY (LEGAL) BASIS
FOR THE YEAR ENDED JUNE 30, 2002**

	JULY 1, 2001 CONTINUING APPROPRIATION AUTHORITY	GENERAL APPROPRIATIONS	CAPITAL OUTLAY APPROPRIATIONS
ADM Attorney General Legal Services	0	80,700	0
Administrative Adjustments	0	0	0
TOTAL DEPARTMENT OF ECONOMIC SECURITY PUBLIC ASSISTANCE COLLECTIONS FUND	<u>\$ 0</u>	<u>\$ 298,000</u>	<u>\$ 0</u>
 DEPARTMENT OF ECONOMIC SECURITY			
CHILD ABUSE PREVENTION FUND			
DCYF Child Abuse Prevention	\$ 0	\$ 812,400	\$ 0
DCYF Healthy Families	0	250,000	0
Administrative Adjustments	0	0	0
TOTAL DEPARTMENT OF ECONOMIC SECURITY CHILD ABUSE PREVENTION FUND	<u>\$ 0</u>	<u>\$ 1,062,400</u>	<u>\$ 0</u>
 DEPARTMENT OF ECONOMIC SECURITY			
CHILDREN AND FAMILY SERVICES TRAINING PROGRAM FUND			
DCYF Operating Lump Sum Appropriation	\$ 0	\$ 209,600	\$ 0
Administrative Adjustments	0	0	0
TOTAL DEPARTMENT OF ECONOMIC SECURITY CHILDREN AND FAMILY SERVICES TRAINING PROGRAM FUND	<u>\$ 0</u>	<u>\$ 209,600</u>	<u>\$ 0</u>
 DEPARTMENT OF ECONOMIC SECURITY			
DOMESTIC VIOLENCE SHELTER FUND			
DACS Domestic Violence Prevention	\$ 0	\$ 1,700,000	\$ 0
Administrative Adjustments	0	0	0
TOTAL DEPARTMENT OF ECONOMIC SECURITY DOMESTIC VIOLENCE SHELTER FUND	<u>\$ 0</u>	<u>\$ 1,700,000</u>	<u>\$ 0</u>
 DEPARTMENT OF ECONOMIC SECURITY			
SPINAL AND HEAD INJURIES TRUST FUND			
DERS Operating Lump Sum Appropriation	\$ 0	\$ 329,900	\$ 0
DERS Vocational Rehabilitation Services	0	628,300	0
DERS Independent Living Rehabilitation Services	0	1,301,200	0
ADM Operating Lump Sum	0	0	0
Administrative Adjustments	0	0	0
TOTAL DEPARTMENT OF ECONOMIC SECURITY SPINAL AND HEAD INJURIES TRUST FUND	<u>\$ 0</u>	<u>\$ 2,259,400</u>	<u>\$ 0</u>
 DEPARTMENT OF ECONOMIC SECURITY			
SPECIAL ADMINISTRATION FUND			
ADM Operating Lump Sum Appropriation	\$ 0	\$ 85,000	\$ 0
DERS Operating Lump Sum Appropriation FY01 - 02	0	523,600	0

SUPPLEMENTAL APPROPRIATIONS, MID-YEAR REVERSIONS AND ADJUSTMENTS	NET APPROPRIATIONS	EXPENDITURES	LAPSED APPROPRIATION AUTHORITY	JUNE 30, 2002 CONTINUING APPROPRIATION AUTHORITY
200	80,900	17,307	63,593	0
39,557	39,557	39,557	0	0
<u>\$ 40,257</u>	<u>\$ 338,257</u>	<u>\$ 207,129</u>	<u>\$ 131,128</u>	<u>\$ 0</u>
\$ 100	\$ 812,500	\$ 86,995	\$ 725,505	\$ 0
(250,000)	0	0	0	0
95,279	95,279	95,279	0	0
<u>\$ (154,621)</u>	<u>\$ 907,779</u>	<u>\$ 182,274</u>	<u>\$ 725,505</u>	<u>\$ 0</u>
\$ 0	\$ 209,600	\$ 99,212	\$ 110,388	\$ 0
40,376	40,376	40,376	0	0
<u>\$ 40,376</u>	<u>\$ 249,976</u>	<u>\$ 139,588</u>	<u>\$ 110,388</u>	<u>\$ 0</u>
\$ 0	\$ 1,700,000	\$ 1,500,000	\$ 200,000	\$ 0
354	354	0	354	0
<u>\$ 354</u>	<u>\$ 1,700,354</u>	<u>\$ 1,500,000</u>	<u>\$ 200,354</u>	<u>\$ 0</u>
\$ 90,800	\$ 420,700	\$ 358,952	\$ 61,748	\$ 0
(323,600)	304,700	260,044	44,656	0
161,600	1,462,800	1,005,636	457,164	0
72,000	72,000	0	72,000	0
357,152	357,152	282,153	74,999	0
<u>\$ 357,952</u>	<u>\$ 2,617,352</u>	<u>\$ 1,906,785</u>	<u>\$ 710,567</u>	<u>\$ 0</u>
\$ 0	\$ 85,000	\$ 4,570	\$ 80,430	\$ 0
800	524,400	200,000	324,400	0

See accompanying notes to financial statements

**STATE OF ARIZONA
SPECIAL REVENUE FUNDS
STATEMENT OF EXPENDITURES - APPROPRIATION TO ACTUAL
BUDGETARY (LEGAL) BASIS
FOR THE YEAR ENDED JUNE 30, 2002**

	JULY 1, 2001 CONTINUING APPROPRIATION AUTHORITY	GENERAL APPROPRIATIONS	CAPITAL OUTLAY APPROPRIATIONS
DERS JOBS	0	2,500,000	0
Administrative Adjustments	0	0	0
TOTAL DEPARTMENT OF ECONOMIC SECURITY SPECIAL ADMINISTRATION FUND	<u>\$ 0</u>	<u>\$ 3,108,600</u>	<u>\$ 0</u>
DEPARTMENT OF ENVIRONMENTAL QUALITY			
INDIRECT COSTS FUND			
Personal Services	\$ 0	\$ 3,547,200	\$ 0
Employee Related Expenditures	0	792,200	0
All Other Operating Expenditures	0	5,486,500	0
Administrative Adjustments	0	0	0
TOTAL DEPARTMENT OF ENVIRONMENTAL QUALITY INDIRECT COSTS FUND	<u>\$ 0</u>	<u>\$ 9,825,900</u>	<u>\$ 0</u>
DEPARTMENT OF ENVIRONMENTAL QUALITY			
PERMIT ADMINISTRATION FUND			
Air Permits Administration Program	\$ 0	\$ 5,112,300	\$ 0
Administrative Adjustments	0	0	0
TOTAL DEPARTMENT OF ENVIRONMENTAL QUALITY PERMIT ADMINISTRATION FUND	<u>\$ 0</u>	<u>\$ 5,112,300</u>	<u>\$ 0</u>
DEPARTMENT OF ENVIRONMENTAL QUALITY			
AIR QUALITY FUND			
Department of Administration Bus Subsidy	\$ 0	\$ 0	\$ 0
Department of Administration Travel Reduction Transfer	0	0	0
Department of Transportation Administration Transfer	0	0	0
Weights and Measures Oxygenated Fuel Transfer	0	0	0
Air Quality Program	0	4,065,100	0
Air Quality Program - Continuing	0	0	0
Emissions Cap and Trading Program	0	0	0
Pima County Air Quality Program	0	230,000	0
Political Subdivisions Assistance	0	0	0
Roadside Diesel Emissions Testing Program	0	0	0
Visibility Index Development	0	0	0
Administrative Adjustments	0	0	0
TOTAL DEPARTMENT OF ENVIRONMENTAL QUALITY AIR QUALITY FUND	<u>\$ 0</u>	<u>\$ 4,295,100</u>	<u>\$ 0</u>
DEPARTMENT OF ENVIRONMENTAL QUALITY			
RECYCLING FUND			
Recycling Fund	\$ 0	\$ 2,043,100	\$ 0
Administrative Adjustments	0	0	0
TOTAL DEPARTMENT OF ENVIRONMENTAL QUALITY RECYCLING FUND	<u>\$ 0</u>	<u>\$ 2,043,100</u>	<u>\$ 0</u>

SUPPLEMENTAL APPROPRIATIONS, MID-YEAR REVERSIONS AND ADJUSTMENTS	NET APPROPRIATIONS	EXPENDITURES	LAPSED APPROPRIATION AUTHORITY	JUNE 30, 2002 CONTINUING APPROPRIATION AUTHORITY
1,000,000	3,500,000	2,102,003	1,397,997	0
153,180	153,180	51,555	101,625	0
<u>\$ 1,153,980</u>	<u>\$ 4,262,580</u>	<u>\$ 2,358,128</u>	<u>\$ 1,904,452</u>	<u>\$ 0</u>
\$ 10,300	\$ 3,557,500	\$ 3,129,239	\$ 428,261	\$ 0
1,300	793,500	675,356	118,144	0
0	5,486,500	(2,447,886)	7,934,386	0
106,050	106,050	106,050	0	0
<u>\$ 117,650</u>	<u>\$ 9,943,550</u>	<u>\$ 1,462,759</u>	<u>\$ 8,480,791</u>	<u>\$ 0</u>
\$ 6,700	\$ 5,119,000	\$ 5,077,238	\$ 41,762	\$ 0
14,278	14,278	14,278	0	0
<u>\$ 20,978</u>	<u>\$ 5,133,278</u>	<u>\$ 5,091,516</u>	<u>\$ 41,762</u>	<u>\$ 0</u>
\$ 475,400	\$ 475,400	\$ 475,400	\$ 0	\$ 0
400,000	400,000	400,000	0	0
48,000	48,000	48,000	0	0
778,400	778,400	778,400	0	0
2,900	4,068,000	3,225,856	842,144	0
250,000	250,000	25,000	0	225,000
300,000	300,000	19,879	0	280,121
0	230,000	230,000	0	0
125,000	125,000	59,445	0	65,555
200,000	200,000	0	0	200,000
450,000	450,000	2,237	0	447,763
530,610	530,610	530,610	0	0
<u>\$ 3,560,310</u>	<u>\$ 7,855,410</u>	<u>\$ 5,794,827</u>	<u>\$ 842,144</u>	<u>\$ 1,218,439</u>
\$ 900	\$ 2,044,000	\$ 1,485,087	\$ 558,913	\$ 0
149,572	149,572	149,572	0	0
<u>\$ 150,472</u>	<u>\$ 2,193,572</u>	<u>\$ 1,634,659</u>	<u>\$ 558,913</u>	<u>\$ 0</u>

**STATE OF ARIZONA
SPECIAL REVENUE FUNDS
STATEMENT OF EXPENDITURES - APPROPRIATION TO ACTUAL
BUDGETARY (LEGAL) BASIS
FOR THE YEAR ENDED JUNE 30, 2002**

	JULY 1, 2001 CONTINUING APPROPRIATION AUTHORITY	GENERAL APPROPRIATIONS	CAPITAL OUTLAY APPROPRIATIONS
DEPARTMENT OF ENVIRONMENTAL QUALITY			
SOLID WASTE FEE FUND			
Waste Tire Fund	\$ 0	\$ 195,700	\$ 0
Solid Waste Program	0	1,031,300	0
Administrative Adjustments	0	0	0
TOTAL DEPARTMENT OF ENVIRONMENTAL QUALITY SOLID WASTE FEE FUND	<u>\$ 0</u>	<u>\$ 1,227,000</u>	<u>\$ 0</u>
DEPARTMENT OF ENVIRONMENTAL QUALITY			
EMISSIONS INSPECTION FUND			
Emissions Control Program	\$ 0	\$ 3,858,600	\$ 0
Emissions Contractor Payments	0	15,869,800	0
Emissions Control - Clean Air Fund Subsidy	0	3,600,000	0
Administrative Adjustments	0	0	0
TOTAL DEPARTMENT OF ENVIRONMENTAL QUALITY EMISSIONS INSPECTION FUND	<u>\$ 0</u>	<u>\$ 23,328,400</u>	<u>\$ 0</u>
DEPARTMENT OF ENVIRONMENTAL QUALITY			
HAZARDOUS WASTE MANAGEMENT FUND			
Hazardous Waste Program	\$ 0	\$ 555,700	\$ 0
Hazardous Waste Reserve FY96 - 97	31,908	0	0
Hazardous Waste Reserve FY95 - 96	29,273	0	0
Hazardous Waste Reserve FY94 - 95	64,000	0	0
Administrative Adjustments	0	0	0
TOTAL DEPARTMENT OF ENVIRONMENTAL QUALITY HAZARDOUS WASTE MANAGEMENT FUND	<u>\$ 125,181</u>	<u>\$ 555,700</u>	<u>\$ 0</u>
DEPARTMENT OF ENVIRONMENTAL QUALITY			
USED OIL FUND			
Solid Waste - New Used Oil Fund	\$ 0	\$ 127,400	\$ 0
Administrative Adjustments	0	0	0
TOTAL DEPARTMENT OF ENVIRONMENTAL QUALITY USED OIL FUND	<u>\$ 0</u>	<u>\$ 127,400</u>	<u>\$ 0</u>
DEPARTMENT OF ENVIRONMENTAL QUALITY			
UNDERGROUND STORAGE TANK REVOLVING FUND			
UST Assurance Acct - Technical Appeals Panel FY01 - 02	\$ 0	\$ 10,000	\$ 0
UST Assurance Acct - Technical Appeals Panel FY00 - 01	7,500	0	0
UST Assurance Acct - Policy Comm FY01 - 02	0	10,000	0
UST Assurance Acct - Policy Comm FY00 - 01	10,000	0	0
UST Assurance Acct - Policy Comm FY99 - 00	500,000	0	0
UST Program	0	2,000	0

SUPPLEMENTAL APPROPRIATIONS, MID-YEAR REVERSIONS AND ADJUSTMENTS	NET APPROPRIATIONS	EXPENDITURES	LAPSED APPROPRIATION AUTHORITY	JUNE 30, 2002 CONTINUING APPROPRIATION AUTHORITY
\$ 0	\$ 195,700	\$ 32,679	\$ 163,021	\$ 0
1,700	1,033,000	634,057	398,943	0
15	15	0	15	0
<u>\$ 1,715</u>	<u>\$ 1,228,715</u>	<u>\$ 666,736</u>	<u>\$ 561,979</u>	<u>\$ 0</u>
\$ 4,100	\$ 3,862,700	\$ 2,998,284	\$ 864,416	\$ 0
0	15,869,800	13,803,802	2,065,998	0
0	3,600,000	1,411,688	2,188,312	0
41,051	41,051	41,051	0	0
<u>\$ 45,151</u>	<u>\$ 23,373,551</u>	<u>\$ 18,254,825</u>	<u>\$ 5,118,726</u>	<u>\$ 0</u>
\$ 201,100	\$ 756,800	\$ 446,956	\$ 309,844	\$ 0
0	31,908	0	31,908	0
0	29,273	0	0	29,273
0	64,000	0	0	64,000
417	417	417	0	0
<u>\$ 201,517</u>	<u>\$ 882,398</u>	<u>\$ 447,373</u>	<u>\$ 341,752</u>	<u>\$ 93,273</u>
\$ 100	\$ 127,500	\$ 85,376	\$ 42,124	\$ 0
8,222	8,222	8,222	0	0
<u>\$ 8,322</u>	<u>\$ 135,722</u>	<u>\$ 93,598</u>	<u>\$ 42,124</u>	<u>\$ 0</u>
\$ 0	\$ 10,000	\$ 0	\$ 0	\$ 10,000
0	7,500	0	0	7,500
0	10,000	0	0	10,000
0	10,000	3,469	0	6,531
0	500,000	152,979	0	347,021
0	2,000	0	2,000	0

See accompanying notes to financial statements

**STATE OF ARIZONA
SPECIAL REVENUE FUNDS
STATEMENT OF EXPENDITURES - APPROPRIATION TO ACTUAL
BUDGETARY (LEGAL) BASIS
FOR THE YEAR ENDED JUNE 30, 2002**

	JULY 1, 2001 CONTINUING APPROPRIATION AUTHORITY	GENERAL APPROPRIATIONS	CAPITAL OUTLAY APPROPRIATIONS
SAF - Actuarial Study - Maricopa County	0	0	0
SAF - Actuarial Study - Non Maricopa County	0	0	0
TOTAL DEPARTMENT OF ENVIRONMENTAL QUALITY UNDERGROUND STORAGE TANK REVOLVING FUND	<u>\$ 517,500</u>	<u>\$ 22,000</u>	<u>\$ 0</u>
DEPARTMENT OF ENVIRONMENTAL QUALITY			
WATER QUALITY FEE FUND			
Water Quality Program	\$ 0	\$ 3,541,500	\$ 0
Administrative Adjustments	0	0	0
TOTAL DEPARTMENT OF ENVIRONMENTAL QUALITY WATER QUALITY FEE FUND	<u>\$ 0</u>	<u>\$ 3,541,500</u>	<u>\$ 0</u>
DEPARTMENT OF HEALTH SERVICES			
TOBACCO TAX AND HEALTH CARE FUND			
Public Health - AIDS Reporting and Treatment	\$ 0	\$ 1,000,000	\$ 0
Public Health - Community Health Centers	0	1,000,000	0
Public Health - Emergency Vaccines	500,000	0	0
Behavioral Health - Seriously Mentally Ill Non-Title XIX	0	8,000,000	0
Mental Health Medications - SMI Non-Title XIX	1	0	0
Hepatitis C Virus Surveillance	0	350,000	0
Immunization Information System	0	477,000	0
Local Health Departments	0	0	0
Administrative Adjustments	0	0	0
TOTAL DEPARTMENT OF HEALTH SERVICES TOBACCO TAX AND HEALTH CARE FUND	<u>\$ 500,001</u>	<u>\$ 10,827,000</u>	<u>\$ 0</u>
DEPARTMENT OF HEALTH SERVICES			
NURSING CARE INSTITUTION RESIDENT PROTECTION REVOLVING FUND			
Assurance and Licensure	\$ 0	\$ 38,000	\$ 0
TOTAL DEPARTMENT OF HEALTH SERVICES NURSING CARE INSTITUTION RESIDENT PROTECTION REVOLVING FUND	<u>\$ 0</u>	<u>\$ 38,000</u>	<u>\$ 0</u>
DEPARTMENT OF HEALTH SERVICES			
EMERGENCY MEDICAL SERVICES OPERATING FUND			
Public Health - EMS Operations	\$ 0	\$ 2,812,000	\$ 0
Public Health - Trauma Advisory Board	0	250,000	0
Public Health - Central Medical Direction Contract for EMS	100,000	0	0
Public Health - Rural Emergency Medical Services	32,093	0	0
Family Health - High Risk Perinatal Services	0	450,000	0
Administration - All Other Operating Expenditures	0	3,000	0
Administration - Personal Services	0	13,300	0
Administration - Employee Related Expenditures	0	3,300	0
Reimbursement for Level I Trauma Centers	0	0	0

SUPPLEMENTAL APPROPRIATIONS, MID-YEAR REVERSIONS AND ADJUSTMENTS	NET APPROPRIATIONS	EXPENDITURES	LAPSED APPROPRIATION AUTHORITY	JUNE 30, 2002 CONTINUING APPROPRIATION AUTHORITY
45,170	45,170	45,170	0	0
54,830	54,830	54,830	0	0
<u>\$ 100,000</u>	<u>\$ 639,500</u>	<u>\$ 256,448</u>	<u>\$ 2,000</u>	<u>\$ 381,052</u>
\$ 3,100	\$ 3,544,600	\$ 1,407,651	\$ 2,136,949	\$ 0
15	15	15	0	0
<u>\$ 3,115</u>	<u>\$ 3,544,615</u>	<u>\$ 1,407,666</u>	<u>\$ 2,136,949</u>	<u>\$ 0</u>
\$ 0	\$ 1,000,000	\$ 1,000,000	\$ 0	\$ 0
0	1,000,000	852,466	147,534	0
(500,000)	0	0	0	0
2,790,000	10,790,000	10,790,000	0	0
0	1	0	0	1
0	350,000	260,315	89,685	0
0	477,000	404,307	72,693	0
200,000	200,000	200,000	0	0
445,938	445,938	445,938	0	0
<u>\$ 2,935,938</u>	<u>\$ 14,262,939</u>	<u>\$ 13,953,026</u>	<u>\$ 309,912</u>	<u>\$ 1</u>
\$ 0	\$ 38,000	\$ 0	\$ 38,000	\$ 0
<u>\$ 0</u>	<u>\$ 38,000</u>	<u>\$ 0</u>	<u>\$ 38,000</u>	<u>\$ 0</u>
\$ 3,600	\$ 2,815,600	\$ 2,541,363	\$ 274,237	\$ 0
0	250,000	191,376	58,624	0
0	100,000	0	100,000	0
0	32,093	32,093	0	0
0	450,000	142,250	307,750	0
0	3,000	2,743	257	0
0	13,300	13,300	0	0
0	3,300	3,300	0	0
1,300,000	1,300,000	1,300,000	0	0

STATE OF ARIZONA
SPECIAL REVENUE FUNDS
STATEMENT OF EXPENDITURES - APPROPRIATION TO ACTUAL
BUDGETARY (LEGAL) BASIS
FOR THE YEAR ENDED JUNE 30, 2002

	JULY 1, 2001 CONTINUING APPROPRIATION AUTHORITY	GENERAL APPROPRIATIONS	CAPITAL OUTLAY APPROPRIATIONS
Rural Ambulance Services	0	0	0
Rural Medical Services	0	0	0
Administrative Adjustments	0	0	0
EMERGENCY MEDICAL SERVICES OPERATING FUND	<u>\$ 132,093</u>	<u>\$ 3,531,600</u>	<u>\$ 0</u>
DEPARTMENT OF HEALTH SERVICES			
CHILD FATALITY REVIEW FUND			
Family Health - Child Fatality Review Team	\$ 0	\$ 100,000	\$ 0
Administrative Adjustments	0	0	0
TOTAL DEPARTMENT OF HEALTH SERVICES CHILD FATALITY REVIEW FUND	<u>\$ 0</u>	<u>\$ 100,000</u>	<u>\$ 0</u>
DEPARTMENT OF HEALTH SERVICES			
NEWBORN SCREENING PROGRAM FUND			
Administration - Indirect Costs	\$ 0	\$ 478,600	\$ 0
Family Health - Newborn Screening Program	0	2,327,200	0
Relief Bill	0	0	0
Administrative Adjustments	0	0	0
TOTAL DEPARTMENT OF HEALTH SERVICES NEWBORN SCREENING PROGRAM FUND	<u>\$ 0</u>	<u>\$ 2,805,800</u>	<u>\$ 0</u>
DEPARTMENT OF HEALTH SERVICES			
POISON CONTROL FUND			
Public Health - Poison Control Center	\$ 0	\$ 800,000	\$ 0
Public Health - University of Arizona Poison Control Center	0	1,050,000	0
University of Arizona Poison Control - Transfer	0	0	0
Administrative Adjustments	0	0	0
TOTAL DEPARTMENT OF HEALTH SERVICES POISON CONTROL FUND	<u>\$ 0</u>	<u>\$ 1,850,000</u>	<u>\$ 0</u>
DEPARTMENT OF HEALTH SERVICES			
SUBSTANCE ABUSE SERVICES FUND			
Behavioral Health - Substance Abuse Non-Title XIX	\$ 0	\$ 1,850,000	\$ 0
TOTAL DEPARTMENT OF HEALTH SERVICES SUBSTANCE ABUSE SERVICES FUND	<u>\$ 0</u>	<u>\$ 1,850,000</u>	<u>\$ 0</u>
DEPARTMENT OF HEALTH SERVICES			
DISEASE CONTROL RESEARCH FUND			
Alzheimer's Grants	\$ 0	\$ 0	\$ 0
TOTAL DEPARTMENT OF HEALTH SERVICES DISEASE CONTROL RESEARCH FUND	<u>\$ 0</u>	<u>\$ 0</u>	<u>\$ 0</u>

SUPPLEMENTAL APPROPRIATIONS, MID-YEAR REVERSIONS AND ADJUSTMENTS	NET APPROPRIATIONS	EXPENDITURES	LAPSED APPROPRIATION AUTHORITY	JUNE 30, 2002 CONTINUING APPROPRIATION AUTHORITY
200,000	200,000	200,000	0	0
1,500,000	1,500,000	918,071	0	581,929
116,643	116,643	116,643	0	0
<u>\$ 3,120,243</u>	<u>\$ 6,783,936</u>	<u>\$ 5,461,139</u>	<u>\$ 740,868</u>	<u>\$ 581,929</u>
\$ 0	\$ 100,000	\$ 89,818	\$ 10,182	\$ 0
525	525	525	0	0
<u>\$ 525</u>	<u>\$ 100,525</u>	<u>\$ 90,343</u>	<u>\$ 10,182</u>	<u>\$ 0</u>
\$ 0	\$ 478,600	\$ 244,727	\$ 233,873	\$ 0
900	2,328,100	2,025,837	302,263	0
1,816	1,816	1,816	0	0
210,596	210,596	210,596	0	0
<u>\$ 213,312</u>	<u>\$ 3,019,112</u>	<u>\$ 2,482,976</u>	<u>\$ 536,136</u>	<u>\$ 0</u>
\$ 0	\$ 800,000	\$ 600,000	\$ 200,000	\$ 0
0	1,050,000	787,500	262,500	0
92,000	92,000	0	92,000	0
462,500	462,500	462,500	0	0
<u>\$ 554,500</u>	<u>\$ 2,404,500</u>	<u>\$ 1,850,000</u>	<u>\$ 554,500</u>	<u>\$ 0</u>
\$ 0	\$ 1,850,000	\$ 1,850,000	\$ 0	\$ 0
<u>\$ 0</u>	<u>\$ 1,850,000</u>	<u>\$ 1,850,000</u>	<u>\$ 0</u>	<u>\$ 0</u>
\$ 1,000,000	\$ 1,000,000	\$ 1,000,000	\$ 0	\$ 0
<u>\$ 1,000,000</u>	<u>\$ 1,000,000</u>	<u>\$ 1,000,000</u>	<u>\$ 0</u>	<u>\$ 0</u>

STATE OF ARIZONA
SPECIAL REVENUE FUNDS
STATEMENT OF EXPENDITURES - APPROPRIATION TO ACTUAL
BUDGETARY (LEGAL) BASIS
FOR THE YEAR ENDED JUNE 30, 2002

	JULY 1, 2001 CONTINUING APPROPRIATION AUTHORITY	GENERAL APPROPRIATIONS	CAPITAL OUTLAY APPROPRIATIONS
DEPARTMENT OF HEALTH SERVICES			
MEDICALLY NEEDY AND MEDICALLY INDIGENT FUND			
Mental Health Research Institute Grant	\$ 0	\$ 0	\$ 0
Seriously Mentally Ill State Match for Title XIX	0	0	0
TOTAL DEPARTMENT OF HEALTH SERVICES MEDICALLY NEEDY AND MEDICALLY INDIGENT FUND	<u>\$ 0</u>	<u>\$ 0</u>	<u>\$ 0</u>
DEPARTMENT OF HEALTH SERVICES			
DEPARTMENT OF HEALTH SERVICES AGREEMENT FUND			
General Fund Transfer 2nd Special Session Chapter 4	\$ 0	\$ 0	\$ 0
TOTAL DEPARTMENT OF HEALTH SERVICES DEPARTMENT OF HEALTH SERVICES AGREEMENT FUND	<u>\$ 0</u>	<u>\$ 0</u>	<u>\$ 0</u>
DEPARTMENT OF HEALTH SERVICES			
SPINAL AND HEAD INJURIES TRUST FUND			
Reimbursement for Level I Trauma Centers	\$ 0	\$ 0	\$ 0
TOTAL DEPARTMENT OF HEALTH SERVICES SPINAL AND HEAD INJURIES TRUST FUND	<u>\$ 0</u>	<u>\$ 0</u>	<u>\$ 0</u>
DEPARTMENT OF HEALTH SERVICES			
INTERAGENCY AGREEMENT FUND			
Assurance and Licensure	\$ 0	\$ 394,700	\$ 0
TOTAL DEPARTMENT OF HEALTH SERVICES INTERAGENCY AGREEMENT FUND	<u>\$ 0</u>	<u>\$ 394,700</u>	<u>\$ 0</u>
DEPARTMENT OF HEALTH SERVICES			
INTERNAL SERVICES FUND			
General Fund Transfer 2nd Special Session Chapter 4	\$ 0	\$ 0	\$ 0
TOTAL DEPARTMENT OF HEALTH SERVICES INTERNAL SERVICES FUND	<u>\$ 0</u>	<u>\$ 0</u>	<u>\$ 0</u>
DEPARTMENT OF HEALTH SERVICES			
INDIRECT COST FUND			
Administration - Indirect Cost Fund	\$ 0	\$ 7,764,400	\$ 0
Administrative Adjustments	0	0	0
TOTAL DEPARTMENT OF HEALTH SERVICES INDIRECT COST FUND	<u>\$ 0</u>	<u>\$ 7,764,400</u>	<u>\$ 0</u>
DEPARTMENT OF HEALTH SERVICES			
ENVIRONMENTAL LABORATORY LICENSURE REVOLVING FUND			
Public Health - Laboratory Services	\$ 0	\$ 772,600	\$ 0

SUPPLEMENTAL APPROPRIATIONS, MID-YEAR REVERSIONS AND ADJUSTMENTS	NET APPROPRIATIONS	EXPENDITURES	LAPSED APPROPRIATION AUTHORITY	JUNE 30, 2002 CONTINUING APPROPRIATION AUTHORITY
\$ 2,500,000	\$ 2,500,000	\$ 0	\$ 0	\$ 2,500,000
8,000,000	8,000,000	8,000,000	0	0
<u>\$ 10,500,000</u>	<u>\$ 10,500,000</u>	<u>\$ 8,000,000</u>	<u>\$ 0</u>	<u>\$ 2,500,000</u>
\$ 2,397,700	\$ 2,397,700	\$ 1,454,301	\$ 943,399	\$ 0
<u>\$ 2,397,700</u>	<u>\$ 2,397,700</u>	<u>\$ 1,454,301</u>	<u>\$ 943,399</u>	<u>\$ 0</u>
\$ 3,000,000	\$ 3,000,000	\$ 3,000,000	\$ 0	\$ 0
<u>\$ 3,000,000</u>	<u>\$ 3,000,000</u>	<u>\$ 3,000,000</u>	<u>\$ 0</u>	<u>\$ 0</u>
\$ 500	\$ 395,200	\$ 344,091	\$ 51,109	\$ 0
<u>\$ 500</u>	<u>\$ 395,200</u>	<u>\$ 344,091</u>	<u>\$ 51,109</u>	<u>\$ 0</u>
\$ 225,000	\$ 225,000	\$ 225,000	\$ 0	\$ 0
<u>\$ 225,000</u>	<u>\$ 225,000</u>	<u>\$ 225,000</u>	<u>\$ 0</u>	<u>\$ 0</u>
\$ 9,200	\$ 7,773,600	\$ 4,852,607	\$ 2,920,993	\$ 0
51,457	51,457	0	51,457	0
<u>\$ 60,657</u>	<u>\$ 7,825,057</u>	<u>\$ 4,852,607</u>	<u>\$ 2,972,450</u>	<u>\$ 0</u>
\$ 1,500	\$ 774,100	\$ 585,736	\$ 188,364	\$ 0

**STATE OF ARIZONA
SPECIAL REVENUE FUNDS
STATEMENT OF EXPENDITURES - APPROPRIATION TO ACTUAL
BUDGETARY (LEGAL) BASIS
FOR THE YEAR ENDED JUNE 30, 2002**

	JULY 1, 2001 CONTINUING APPROPRIATION AUTHORITY	GENERAL APPROPRIATIONS	CAPITAL OUTLAY APPROPRIATIONS
Administrative Adjustments	0	0	0
TOTAL DEPARTMENT OF HEALTH SERVICES ENVIRONMENTAL LABORATORY LICENSURE REVOLVING FUND	<u>\$ 0</u>	<u>\$ 772,600</u>	<u>\$ 0</u>
DEPARTMENT OF HEALTH SERVICES			
ARIZONA STATE HOSPITAL FUND			
ASH Employee Related Expenditures	\$ 0	\$ 0	\$ 0
ASH Personal Services	0	0	0
ASH Community Placement Treatment	0	0	0
Administrative Adjustments	0	0	0
TOTAL DEPARTMENT OF HEALTH SERVICES ARIZONA STATE HOSPITAL FUND	<u>\$ 0</u>	<u>\$ 0</u>	<u>\$ 0</u>
DEPARTMENT OF VETERANS' SERVICES			
STATE VETERANS' CONSERVATORSHIP FUND			
Operating Lump Sum Appropriation	\$ 0	\$ 462,200	\$ 0
Administrative Adjustments	0	0	0
TOTAL DEPARTMENT OF VETERANS' SERVICES STATE VETERANS' CONSERVATORSHIP FUND	<u>\$ 0</u>	<u>\$ 462,200</u>	<u>\$ 0</u>
TOTAL HEALTH AND WELFARE	<u>\$ 1,274,775</u>	<u>\$ 165,659,300</u>	<u>\$ 0</u>
INSPECTION AND REGULATION			
STATE BOARD OF ACCOUNTANCY			
BOARD OF ACCOUNTANCY FUND			
Operating Lump Sum Appropriation	\$ 0	\$ 2,116,600	\$ 0
Administrative Adjustments	0	0	0
TOTAL STATE BOARD OF ACCOUNTANCY BOARD OF ACCOUNTANCY FUND	<u>\$ 0</u>	<u>\$ 2,116,600</u>	<u>\$ 0</u>
ACUPUNCTURE BOARD OF EXAMINERS			
ACUPUNCTURE BOARD OF EXAMINERS FUND			
Operating Lump Sum Appropriation	\$ 0	\$ 51,400	\$ 0
TOTAL ACUPUNCTURE BOARD OF EXAMINERS ACUPUNCTURE BOARD OF EXAMINERS FUND	<u>\$ 0</u>	<u>\$ 51,400</u>	<u>\$ 0</u>
ARIZONA DEPARTMENT OF AGRICULTURE			
AGRICULTURAL CONSULTING AND TRAINING FUND			
Consulting and Training	\$ 0	\$ 61,700	\$ 0
Administrative Adjustments	0	0	0
TOTAL ARIZONA DEPARTMENT OF AGRICULTURE AGRICULTURAL CONSULTING AND TRAINING FUND	<u>\$ 0</u>	<u>\$ 61,700</u>	<u>\$ 0</u>

SUPPLEMENTAL APPROPRIATIONS, MID-YEAR REVERSIONS AND ADJUSTMENTS	NET APPROPRIATIONS	EXPENDITURES	LAPSED APPROPRIATION AUTHORITY	JUNE 30, 2002 CONTINUING APPROPRIATION AUTHORITY
45,871	45,871	0	45,871	0
<u>\$ 47,371</u>	<u>\$ 819,971</u>	<u>\$ 585,736</u>	<u>\$ 234,235</u>	<u>\$ 0</u>
\$ 657,000	\$ 657,000	\$ 654,430	\$ 2,570	\$ 0
4,818,000	4,818,000	4,716,377	101,623	0
1,095,600	1,095,600	0	1,095,600	0
<u>2,818,917</u>	<u>2,818,917</u>	<u>2,818,917</u>	<u>0</u>	<u>0</u>
<u>\$ 9,389,517</u>	<u>\$ 9,389,517</u>	<u>\$ 8,189,724</u>	<u>\$ 1,199,793</u>	<u>\$ 0</u>
\$ 600	\$ 462,800	\$ 425,878	\$ 36,922	\$ 0
1,350	1,350	1,350	0	0
<u>\$ 1,950</u>	<u>\$ 464,150</u>	<u>\$ 427,228</u>	<u>\$ 36,922</u>	<u>\$ 0</u>
<u>\$ 98,966,798</u>	<u>\$ 265,900,873</u>	<u>\$ 218,341,687</u>	<u>\$ 42,784,492</u>	<u>\$ 4,774,694</u>
\$ 1,700	\$ 2,118,300	\$ 1,607,307	\$ 0	\$ 510,993
<u>2,527</u>	<u>2,527</u>	<u>2,527</u>	<u>0</u>	<u>0</u>
<u>\$ 4,227</u>	<u>\$ 2,120,827</u>	<u>\$ 1,609,834</u>	<u>\$ 0</u>	<u>\$ 510,993</u>
<u>\$ 7,000</u>	<u>\$ 58,400</u>	<u>\$ 54,455</u>	<u>\$ 0</u>	<u>\$ 3,945</u>
<u>\$ 7,000</u>	<u>\$ 58,400</u>	<u>\$ 54,455</u>	<u>\$ 0</u>	<u>\$ 3,945</u>
\$ 100	\$ 61,800	\$ 61,790	\$ 10	\$ 0
<u>65</u>	<u>65</u>	<u>0</u>	<u>65</u>	<u>0</u>
<u>\$ 165</u>	<u>\$ 61,865</u>	<u>\$ 61,790</u>	<u>\$ 75</u>	<u>\$ 0</u>

STATE OF ARIZONA
SPECIAL REVENUE FUNDS
STATEMENT OF EXPENDITURES - APPROPRIATION TO ACTUAL
BUDGETARY (LEGAL) BASIS
FOR THE YEAR ENDED JUNE 30, 2002

	JULY 1, 2001 CONTINUING APPROPRIATION AUTHORITY	GENERAL APPROPRIATIONS	CAPITAL OUTLAY APPROPRIATIONS
ARIZONA DEPARTMENT OF AGRICULTURE			
AQUACULTURE FUND			
Aquaculture	\$ 0	\$ 9,200	\$ 0
TOTAL ARIZONA DEPARTMENT OF AGRICULTURE AQUACULTURE FUND	<u>\$ 0</u>	<u>\$ 9,200</u>	<u>\$ 0</u>
ARIZONA DEPARTMENT OF AGRICULTURE			
CITRUS, FRUIT AND VEGETABLE REVOLVING FUND			
Citrus, Fruit and Vegetable Standardization	\$ 0	\$ 930,000	\$ 0
Administrative Adjustments	0	0	0
TOTAL ARIZONA DEPARTMENT OF AGRICULTURE CITRUS, FRUIT AND VEGETABLE REVOLVING FUND	<u>\$ 0</u>	<u>\$ 930,000</u>	<u>\$ 0</u>
ARIZONA DEPARTMENT OF AGRICULTURE			
COMMERCIAL FEED FUND			
Commercial Feed Program	\$ 0	\$ 199,300	\$ 0
Administrative Adjustments	0	0	0
TOTAL ARIZONA DEPARTMENT OF AGRICULTURE COMMERCIAL FEED FUND	<u>\$ 0</u>	<u>\$ 199,300</u>	<u>\$ 0</u>
ARIZONA DEPARTMENT OF AGRICULTURE			
DANGEROUS PLANTS, PESTS AND DISEASES FUND			
Dangerous Plants, Pests and Diseases	\$ 0	\$ 21,400	\$ 0
TOTAL ARIZONA DEPARTMENT OF AGRICULTURE DANGEROUS PLANTS, PESTS AND DISEASES FUND	<u>\$ 0</u>	<u>\$ 21,400</u>	<u>\$ 0</u>
ARIZONA DEPARTMENT OF AGRICULTURE			
EGG INSPECTION FUND			
Egg Inspection	\$ 0	\$ 467,400	\$ 0
Administrative Adjustments	0	0	0
TOTAL ARIZONA DEPARTMENT OF AGRICULTURE EGG INSPECTION FUND	<u>\$ 0</u>	<u>\$ 467,400</u>	<u>\$ 0</u>
ARIZONA DEPARTMENT OF AGRICULTURE			
FERTILIZER MATERIALS FUND			
Fertilizer Materials Program	\$ 0	\$ 257,600	\$ 0
Administrative Adjustments	0	0	0
TOTAL ARIZONA DEPARTMENT OF AGRICULTURE FERTILIZER MATERIALS FUND	<u>\$ 0</u>	<u>\$ 257,600</u>	<u>\$ 0</u>
ARIZONA DEPARTMENT OF AGRICULTURE			
LIVESTOCK CUSTODY FUND			
Livestock Custody Program	\$ 0	\$ 79,400	\$ 0

SUPPLEMENTAL APPROPRIATIONS, MID-YEAR REVERSIONS AND ADJUSTMENTS	NET APPROPRIATIONS	EXPENDITURES	LAPSED APPROPRIATION AUTHORITY	JUNE 30, 2002 CONTINUING APPROPRIATION AUTHORITY
\$ 0	\$ 9,200	\$ 4,247	\$ 4,953	\$ 0
<u>\$ 0</u>	<u>\$ 9,200</u>	<u>\$ 4,247</u>	<u>\$ 4,953</u>	<u>\$ 0</u>
\$ 2,200	\$ 932,200	\$ 675,880	\$ 256,320	\$ 0
752	752	752	0	0
<u>\$ 2,952</u>	<u>\$ 932,952</u>	<u>\$ 676,632</u>	<u>\$ 256,320</u>	<u>\$ 0</u>
\$ 300	\$ 199,600	\$ 192,234	\$ 7,366	\$ 0
6,511	6,511	6,511	0	0
<u>\$ 6,811</u>	<u>\$ 206,111</u>	<u>\$ 198,745</u>	<u>\$ 7,366</u>	<u>\$ 0</u>
\$ 0	\$ 21,400	\$ 14,108	\$ 7,292	\$ 0
<u>\$ 0</u>	<u>\$ 21,400</u>	<u>\$ 14,108</u>	<u>\$ 7,292</u>	<u>\$ 0</u>
\$ 1,000	\$ 468,400	\$ 334,413	\$ 133,987	\$ 0
3,384	3,384	3,384	0	0
<u>\$ 4,384</u>	<u>\$ 471,784</u>	<u>\$ 337,797</u>	<u>\$ 133,987</u>	<u>\$ 0</u>
\$ 400	\$ 258,000	\$ 252,177	\$ 5,823	\$ 0
40,025	40,025	40,025	0	0
<u>\$ 40,425</u>	<u>\$ 298,025</u>	<u>\$ 292,202</u>	<u>\$ 5,823</u>	<u>\$ 0</u>
\$ 0	\$ 79,400	\$ 70,760	\$ 8,640	\$ 0

See accompanying notes to financial statements

**STATE OF ARIZONA
SPECIAL REVENUE FUNDS
STATEMENT OF EXPENDITURES - APPROPRIATION TO ACTUAL
BUDGETARY (LEGAL) BASIS
FOR THE YEAR ENDED JUNE 30, 2002**

	JULY 1, 2001 CONTINUING APPROPRIATION AUTHORITY	GENERAL APPROPRIATIONS	CAPITAL OUTLAY APPROPRIATIONS
Administrative Adjustments	0	0	0
TOTAL ARIZONA DEPARTMENT OF AGRICULTURE LIVESTOCK CUSTODY FUND	<u>\$ 0</u>	<u>\$ 79,400</u>	<u>\$ 0</u>
ARIZONA DEPARTMENT OF AGRICULTURE			
ARIZONA PROTECTED NATIVE PLANT FUND			
Native Plant Program	\$ 0	\$ 238,100	\$ 0
TOTAL ARIZONA DEPARTMENT OF AGRICULTURE ARIZONA PROTECTED NATIVE PLANT FUND	<u>\$ 0</u>	<u>\$ 238,100</u>	<u>\$ 0</u>
ARIZONA DEPARTMENT OF AGRICULTURE			
RATITE CONTROL FUND			
Ratite Control Program	\$ 0	\$ 8,900	\$ 0
Ratite General Fund FY98 - 99	71,786	0	0
General Fund Transfer 2nd Special Session Chapter 4	0	0	0
TOTAL ARIZONA DEPARTMENT OF AGRICULTURE RATITE CONTROL FUND	<u>\$ 71,786</u>	<u>\$ 8,900</u>	<u>\$ 0</u>
ARIZONA DEPARTMENT OF AGRICULTURE			
ORGANIC FOOD CERTIFICATION FUND			
Organic Food Certification	\$ 0	\$ 12,500	\$ 0
TOTAL ARIZONA DEPARTMENT OF AGRICULTURE ORGANIC FOOD CERTIFICATION FUND	<u>\$ 0</u>	<u>\$ 12,500</u>	<u>\$ 0</u>
ARIZONA DEPARTMENT OF AGRICULTURE			
PESTICIDE FUND			
Pesticide Program	\$ 0	\$ 234,700	\$ 0
Administrative Adjustments	0	0	0
TOTAL ARIZONA DEPARTMENT OF AGRICULTURE PESTICIDE FUND	<u>\$ 0</u>	<u>\$ 234,700</u>	<u>\$ 0</u>
ARIZONA DEPARTMENT OF AGRICULTURE			
SEED LAW FUND			
Seed Law Program	\$ 0	\$ 50,900	\$ 0
TOTAL ARIZONA DEPARTMENT OF AGRICULTURE SEED LAW FUND	<u>\$ 0</u>	<u>\$ 50,900</u>	<u>\$ 0</u>
ARIZONA DEPARTMENT OF AGRICULTURE			
WINE COMMISSION FUND			
Wine Promotion	\$ 54,858	\$ 0	\$ 0
TOTAL ARIZONA DEPARTMENT OF AGRICULTURE WINE COMMISSION FUND	<u>\$ 54,858</u>	<u>\$ 0</u>	<u>\$ 0</u>

SUPPLEMENTAL APPROPRIATIONS, MID-YEAR REVERSIONS AND ADJUSTMENTS	NET APPROPRIATIONS	EXPENDITURES	LAPSED APPROPRIATION AUTHORITY	JUNE 30, 2002 CONTINUING APPROPRIATION AUTHORITY
692	692	0	692	0
\$ 692	\$ 80,092	\$ 70,760	\$ 9,332	\$ 0
600	238,700	187,751	50,949	0
\$ 600	\$ 238,700	\$ 187,751	\$ 50,949	\$ 0
(8,900)	0	0	0	0
0	71,786	0	0	71,786
92,900	92,900	92,900	0	0
\$ 84,000	\$ 164,686	\$ 92,900	\$ 0	\$ 71,786
(12,500)	0	0	0	0
\$ (12,500)	\$ 0	\$ 0	\$ 0	\$ 0
500	235,200	228,319	6,881	0
154	154	154	0	0
\$ 654	\$ 235,354	\$ 228,473	\$ 6,881	\$ 0
0	50,900	23,694	27,206	0
\$ 0	\$ 50,900	\$ 23,694	\$ 27,206	\$ 0
0	54,858	0	0	54,858
\$ 0	\$ 54,858	\$ 0	\$ 0	\$ 54,858

**STATE OF ARIZONA
SPECIAL REVENUE FUNDS
STATEMENT OF EXPENDITURES - APPROPRIATION TO ACTUAL
BUDGETARY (LEGAL) BASIS
FOR THE YEAR ENDED JUNE 30, 2002**

	<u>JULY 1, 2001 CONTINUING APPROPRIATION AUTHORITY</u>	<u>GENERAL APPROPRIATIONS</u>	<u>CAPITAL OUTLAY APPROPRIATIONS</u>
STATE BOARD OF APPRAISAL			
BOARD OF APPRAISAL FUND			
Operating Lump Sum Appropriation	\$ 0	\$ 449,000	\$ 0
Administrative Adjustments	0	0	0
TOTAL STATE BOARD OF APPRAISAL BOARD OF APPRAISAL FUND	<u>\$ 0</u>	<u>\$ 449,000</u>	<u>\$ 0</u>
BOARD OF BARBERS			
BOARD OF BARBERS FUND			
Operating Lump Sum Appropriation	\$ 0	\$ 194,700	\$ 0
Administrative Adjustments	0	0	0
TOTAL BOARD OF BARBERS BOARD OF BARBERS FUND	<u>\$ 0</u>	<u>\$ 194,700</u>	<u>\$ 0</u>
BOARD OF BEHAVIORAL HEALTH EXAMINERS			
BOARD OF BEHAVIORAL HEALTH EXAMINERS FUND			
Operating Lump Sum Appropriation	\$ 0	\$ 667,000	\$ 0
Administrative Adjustments	0	0	0
TOTAL BOARD OF BEHAVIORAL HEALTH EXAMINERS BOARD OF BEHAVIORAL HEALTH EXAMINERS FUND	<u>\$ 0</u>	<u>\$ 667,000</u>	<u>\$ 0</u>
STATE BOARD OF CHIROPRACTIC EXAMINERS			
BOARD OF CHIROPRACTIC EXAMINERS FUND			
Operating Lump Sum Appropriation	\$ 0	\$ 346,900	\$ 0
Administrative Adjustments	0	0	0
TOTAL STATE BOARD OF CHIROPRACTIC EXAMINERS BOARD OF CHIROPRACTIC EXAMINERS FUND	<u>\$ 0</u>	<u>\$ 346,900</u>	<u>\$ 0</u>
REGISTRAR OF CONTRACTORS			
REGISTRAR OF CONTRACTORS FUND			
Registrar of Contractors Fund	\$ 0	\$ 8,666,600	\$ 0
Incentive Pay	0	113,500	0
Office of Administrative Hearing	0	832,500	0
Administrative Adjustments	0	0	0
TOTAL REGISTRAR OF CONTRACTORS REGISTRAR OF CONTRACTORS FUND	<u>\$ 0</u>	<u>\$ 9,612,600</u>	<u>\$ 0</u>
CORPORATION COMMISSION			
UTILITY REGULATION REVOLVING FUND			
Operating Lump Sum Appropriation	\$ 0	\$ 9,498,900	\$ 0
Hearing Division Salary Correction	0	1,036,600	0
Utility Audits, Studies, Investigations and Rate Hearings FY01 - 02	0	380,000	0

SUPPLEMENTAL APPROPRIATIONS, MID-YEAR REVERSIONS AND ADJUSTMENTS	NET APPROPRIATIONS	EXPENDITURES	LAPSED APPROPRIATION AUTHORITY	JUNE 30, 2002 CONTINUING APPROPRIATION AUTHORITY
\$ 600	\$ 449,600	\$ 449,596	\$ 0	\$ 4
1,052	1,052	1,052	0	0
<u>\$ 1,652</u>	<u>\$ 450,652</u>	<u>\$ 450,648</u>	<u>\$ 0</u>	<u>\$ 4</u>
\$ 300	\$ 195,000	\$ 190,642	\$ 0	\$ 4,358
1,292	1,292	1,292	0	0
<u>\$ 1,592</u>	<u>\$ 196,292</u>	<u>\$ 191,934</u>	<u>\$ 0</u>	<u>\$ 4,358</u>
\$ 1,200	\$ 668,200	\$ 585,392	\$ 0	\$ 82,808
3,498	3,498	3,498	0	0
<u>\$ 4,698</u>	<u>\$ 671,698</u>	<u>\$ 588,890</u>	<u>\$ 0</u>	<u>\$ 82,808</u>
\$ 30,600	\$ 377,500	\$ 336,196	\$ 0	\$ 41,304
2,441	2,441	2,441	0	0
<u>\$ 33,041</u>	<u>\$ 379,941</u>	<u>\$ 338,637</u>	<u>\$ 0</u>	<u>\$ 41,304</u>
\$ 15,900	\$ 8,682,500	\$ 7,470,742	\$ 0	\$ 1,211,758
0	113,500	113,500	0	0
0	832,500	832,500	0	0
51,508	51,508	51,508	0	0
<u>\$ 67,408</u>	<u>\$ 9,680,008</u>	<u>\$ 8,468,250</u>	<u>\$ 0</u>	<u>\$ 1,211,758</u>
\$ 7,100	\$ 9,506,000	\$ 8,991,771	\$ 514,229	\$ 0
1,000	1,037,600	738,638	298,962	0
0	380,000	0	0	380,000

**STATE OF ARIZONA
SPECIAL REVENUE FUNDS
STATEMENT OF EXPENDITURES - APPROPRIATION TO ACTUAL
BUDGETARY (LEGAL) BASIS
FOR THE YEAR ENDED JUNE 30, 2002**

	JULY 1, 2001 CONTINUING APPROPRIATION AUTHORITY	GENERAL APPROPRIATIONS	CAPITAL OUTLAY APPROPRIATIONS
Utility Audits, Studies, Investigations and Rate Hearings FY00 - 01	62,500	0	0
Utility Audits, Studies, Investigations and Rate Hearings FY98 - 99	8,000	0	0
Utility Audits, Studies, Investigations and Rate Hearings FY97 - 98	38,000	0	0
Supplemental - Utility Audits 44th Leg 2nd RS	4,498	0	0
Supplemental - Utility Audits 45th Leg 1st RS	380,270	0	0
Administrative Adjustments	0	0	0
TOTAL CORPORATION COMMISSION UTILITY REGULATION REVOLVING FUND	<u>\$ 493,268</u>	<u>\$ 10,915,500</u>	<u>\$ 0</u>
CORPORATION COMMISSION			
INVESTMENT MANAGEMENT REGULATORY AND ENFORCEMENT FUND			
Investment Management Act	\$ 0	\$ 739,100	\$ 0
TOTAL CORPORATION COMMISSION INVESTMENT MANAGEMENT REGULATORY AND ENFORCEMENT FUND	<u>\$ 0</u>	<u>\$ 739,100</u>	<u>\$ 0</u>
CORPORATION COMMISSION			
PUBLIC ACCESS FUND			
Operating Lump Sum Appropriation	\$ 0	\$ 1,785,700	\$ 0
Administrative Adjustments	0	0	0
TOTAL CORPORATION COMMISSION PUBLIC ACCESS FUND	<u>\$ 0</u>	<u>\$ 1,785,700</u>	<u>\$ 0</u>
CORPORATION COMMISSION			
SECURITIES REGULATORY AND ENFORCEMENT FUND			
Operating Lump Sum Appropriation	\$ 0	\$ 36,000	\$ 0
Securities Revolving Fund	0	3,147,800	0
Investigation and Prosecution of Security Fraud	165,599	0	0
General Fund Transfer 2nd Special Session Chapter 4	0	0	0
Administrative Adjustments	0	0	0
TOTAL CORPORATION COMMISSION SECURITIES REGULATORY AND ENFORCEMENT FUND	<u>\$ 165,599</u>	<u>\$ 3,183,800</u>	<u>\$ 0</u>
CORPORATION COMMISSION			
PIPELINE SAFETY REVOLVING FUND			
Pipeline Safety Inspection and Training	\$ 0	\$ 73,000	\$ 0
TOTAL CORPORATION COMMISSION PIPELINE SAFETY REVOLVING FUND	<u>\$ 0</u>	<u>\$ 73,000</u>	<u>\$ 0</u>

SUPPLEMENTAL APPROPRIATIONS, MID-YEAR REVERSIONS AND ADJUSTMENTS	NET APPROPRIATIONS	EXPENDITURES	LAPSED APPROPRIATION AUTHORITY	JUNE 30, 2002 CONTINUING APPROPRIATION AUTHORITY
0	62,500	(68,111)	0	130,611
0	8,000	0	0	8,000
0	38,000	0	0	38,000
0	4,498	0	0	4,498
0	380,270	0	0	380,270
131,556	131,556	131,556	0	0
<u>\$ 139,656</u>	<u>\$ 11,548,424</u>	<u>\$ 9,793,854</u>	<u>\$ 813,191</u>	<u>\$ 941,379</u>
<u>\$ 900</u>	<u>\$ 740,000</u>	<u>\$ 732,951</u>	<u>\$ 7,049</u>	<u>\$ 0</u>
<u>\$ 900</u>	<u>\$ 740,000</u>	<u>\$ 732,951</u>	<u>\$ 7,049</u>	<u>\$ 0</u>
\$ 700	\$ 1,786,400	\$ 1,733,969	\$ 52,431	\$ 0
12,776	12,776	12,776	0	0
<u>\$ 13,476</u>	<u>\$ 1,799,176</u>	<u>\$ 1,746,745</u>	<u>\$ 52,431</u>	<u>\$ 0</u>
\$ 0	\$ 36,000	\$ 0	\$ 36,000	\$ 0
1,700	3,149,500	2,847,051	302,449	0
0	165,599	0	0	165,599
1,000,000	1,000,000	1,000,000	0	0
14,943	14,943	14,943	0	0
<u>\$ 1,016,643</u>	<u>\$ 4,366,042</u>	<u>\$ 3,861,994</u>	<u>\$ 338,449</u>	<u>\$ 165,599</u>
<u>\$ 0</u>	<u>\$ 73,000</u>	<u>\$ 73,000</u>	<u>\$ 0</u>	<u>\$ 0</u>
<u>\$ 0</u>	<u>\$ 73,000</u>	<u>\$ 73,000</u>	<u>\$ 0</u>	<u>\$ 0</u>

See accompanying notes to financial statements

**STATE OF ARIZONA
SPECIAL REVENUE FUNDS
STATEMENT OF EXPENDITURES - APPROPRIATION TO ACTUAL
BUDGETARY (LEGAL) BASIS
FOR THE YEAR ENDED JUNE 30, 2002**

	<u>JULY 1, 2001 CONTINUING APPROPRIATION AUTHORITY</u>	<u>GENERAL APPROPRIATIONS</u>	<u>CAPITAL OUTLAY APPROPRIATIONS</u>
BOARD OF COSMETOLOGY			
BOARD OF COSMETOLOGY FUND			
Operating Lump Sum Appropriation FY01 - 02	\$ 0	\$ 1,604,500	\$ 0
Operating Lump Sum Appropriation FY00 - 01	56,992	0	0
TOTAL BOARD OF COSMETOLOGY BOARD OF COSMETOLOGY FUND	<u>\$ 56,992</u>	<u>\$ 1,604,500</u>	<u>\$ 0</u>
STATE BOARD OF DENTAL EXAMINERS			
DENTAL BOARD FUND			
Operating Lump Sum Appropriation	\$ 0	\$ 757,500	\$ 0
Administrative Adjustments	0	0	0
TOTAL STATE BOARD OF DENTAL EXAMINERS DENTAL BOARD FUND	<u>\$ 0</u>	<u>\$ 757,500</u>	<u>\$ 0</u>
STATE BOARD OF FUNERAL DIRECTORS AND EMBALMERS			
BOARD OF FUNERAL DIRECTORS AND EMBALMERS FUND			
Operating Lump Sum Appropriation	\$ 0	\$ 254,000	\$ 0
Administrative Adjustments	0	0	0
TOTAL STATE BOARD OF FUNERAL DIRECTORS AND EMBALMERS BOARD OF FUNERAL DIRECTORS AND EMBALMERS FUND	<u>\$ 0</u>	<u>\$ 254,000</u>	<u>\$ 0</u>
DEPARTMENT OF GAMING			
TRIBAL STATE COMPACT FUND			
Operating Lump Sum Appropriation	\$ 0	\$ 5,145,800	\$ 0
Administrative Adjustments	0	0	0
TOTAL DEPARTMENT OF GAMING TRIBAL STATE COMPACT FUND	<u>\$ 0</u>	<u>\$ 5,145,800</u>	<u>\$ 0</u>
BOARD OF HOMEOPATHIC MEDICAL EXAMINERS			
BOARD OF HOMEOPATHIC MEDICAL EXAMINERS FUND			
Operating Lump Sum Appropriation	\$ 0	\$ 72,900	\$ 0
TOTAL BOARD OF HOMEOPATHIC MEDICAL EXAMINERS BOARD OF HOMEOPATHIC MEDICAL EXAMINERS FUND	<u>\$ 0</u>	<u>\$ 72,900</u>	<u>\$ 0</u>
INDUSTRIAL COMMISSION OF ARIZONA			
ADMINISTRATIVE FUND			
Operating Lump Sum Appropriation	\$ 0	\$ 15,483,500	\$ 0
Administrative Adjustments	0	0	0
TOTAL INDUSTRIAL COMMISSION OF ARIZONA ADMINISTRATIVE FUND	<u>\$ 0</u>	<u>\$ 15,483,500</u>	<u>\$ 0</u>

SUPPLEMENTAL APPROPRIATIONS, MID-YEAR REVERSIONS AND ADJUSTMENTS	NET APPROPRIATIONS	EXPENDITURES	LAPSED APPROPRIATION AUTHORITY	JUNE 30, 2002 CONTINUING APPROPRIATION AUTHORITY
\$ 2,600	\$ 1,607,100	\$ 1,242,057	\$ 0	\$ 365,043
0	56,992	8,460	48,532	0
\$ 2,600	\$ 1,664,092	\$ 1,250,517	\$ 48,532	\$ 365,043
\$ 1,000	\$ 758,500	\$ 746,084	\$ 0	\$ 12,416
829	829	829	0	0
\$ 1,829	\$ 759,329	\$ 746,913	\$ 0	\$ 12,416
\$ 500	\$ 254,500	\$ 230,434	\$ 0	\$ 24,066
506	506	506	0	0
\$ 1,006	\$ 255,006	\$ 230,940	\$ 0	\$ 24,066
\$ 8,000	\$ 5,153,800	\$ 5,115,732	\$ 38,068	\$ 0
29,407	29,407	29,407	0	0
\$ 37,407	\$ 5,183,207	\$ 5,145,139	\$ 38,068	\$ 0
\$ 100	\$ 73,000	\$ 53,224	\$ 0	\$ 19,776
100	73,000	53,224	0	19,776
\$ 100	\$ 73,000	\$ 53,224	\$ 0	\$ 19,776
\$ 29,200	\$ 15,512,700	\$ 14,592,127	\$ 920,573	\$ 0
128,626	128,626	128,626	0	0
\$ 157,826	\$ 15,641,326	\$ 14,720,753	\$ 920,573	\$ 0

STATE OF ARIZONA
SPECIAL REVENUE FUNDS
STATEMENT OF EXPENDITURES - APPROPRIATION TO ACTUAL
BUDGETARY (LEGAL) BASIS
FOR THE YEAR ENDED JUNE 30, 2002

	JULY 1, 2001 CONTINUING APPROPRIATION AUTHORITY	GENERAL APPROPRIATIONS	CAPITAL OUTLAY APPROPRIATIONS
BOARD OF MEDICAL EXAMINERS			
BOARD OF MEDICAL EXAMINERS FUND			
Operating Lump Sum Appropriation	\$ 0	\$ 4,572,800	\$ 0
Document Imaging/Web Site Development/Maintenance	225,000	0	0
Performance Based Incentive Program	0	0	0
Administrative Adjustments	0	0	0
TOTAL BOARD OF MEDICAL EXAMINERS BOARD OF MEDICAL EXAMINERS FUND	<u>\$ 225,000</u>	<u>\$ 4,572,800</u>	<u>\$ 0</u>
NATUROPATHIC PHYSICIANS BOARD OF MEDICAL EXAMINERS			
NATUROPATHIC PHYSICIANS BOARD OF MEDICAL EXAMINERS FUND			
Operating Lump Sum Appropriation	\$ 0	\$ 105,500	\$ 0
All Other Operating Expenditures	0	53,400	0
Inspections Required	0	50,000	0
Administrative Adjustments	0	0	0
TOTAL NATUROPATHIC PHYSICIANS BOARD OF MEDICAL EXAMINERS NATUROPATHIC PHYSICIANS BOARD OF MEDICAL EXAMINERS FUND	<u>\$ 0</u>	<u>\$ 208,900</u>	<u>\$ 0</u>
STATE BOARD OF NURSING			
BOARD OF NURSING FUND			
Operating Lump Sum Appropriation	\$ 0	\$ 2,892,300	\$ 0
Administrative Adjustments	0	0	0
TOTAL STATE BOARD OF NURSING BOARD OF NURSING FUND	<u>\$ 0</u>	<u>\$ 2,892,300</u>	<u>\$ 0</u>
BOARD OF EXAMINERS OF NURSING CARE INSTITUTION ADMINISTRATORS AND ASSISTED LIVING FACILITY MANAGERS			
NURSING CARE INSTITUTION ADMINISTRATORS' LICENSING AND ASSISTED LIVING FACILITY MANAGERS' CERTIFICATION FUND			
Operating Lump Sum Appropriation	\$ 0	\$ 356,100	\$ 0
Administrative Adjustments	0	0	0
TOTAL NURSING CARE INSTITUTION ADMINISTRATORS' LICENSING AND ASSISTED LIVING FACILITY MANAGERS' CERTIFICATION FUND	<u>\$ 0</u>	<u>\$ 356,100</u>	<u>\$ 0</u>
BOARD OF OCCUPATIONAL THERAPY EXAMINERS			
OCCUPATIONAL THERAPY FUND			
Operating Lump Sum Appropriation	\$ 0	\$ 210,900	\$ 0

SUPPLEMENTAL APPROPRIATIONS, MID-YEAR REVERSIONS AND ADJUSTMENTS	NET APPROPRIATIONS	EXPENDITURES	LAPSED APPROPRIATION AUTHORITY	JUNE 30, 2002 CONTINUING APPROPRIATION AUTHORITY
\$ 66,800	\$ 4,639,600	\$ 4,289,402	\$ 0	\$ 350,198
0	225,000	149,792	0	75,208
259,819	259,819	19,426	240,393	0
34,116	34,116	15,390	18,726	0
<u>\$ 360,735</u>	<u>\$ 5,158,535</u>	<u>\$ 4,474,010</u>	<u>\$ 259,119</u>	<u>\$ 425,406</u>
\$ 213	\$ 105,713	\$ 86,482	\$ 0	\$ 19,231
0	53,400	35,232	0	18,168
87	50,087	49,904	0	183
429	429	429	0	0
<u>\$ 729</u>	<u>\$ 209,629</u>	<u>\$ 172,047</u>	<u>\$ 0</u>	<u>\$ 37,582</u>
\$ 5,000	\$ 2,897,300	\$ 2,896,703	\$ 0	\$ 597
4,545	4,545	4,545	0	0
<u>\$ 9,545</u>	<u>\$ 2,901,845</u>	<u>\$ 2,901,248</u>	<u>\$ 0</u>	<u>\$ 597</u>
\$ 700	\$ 356,800	\$ 272,804	\$ 0	\$ 83,996
374	374	0	374	0
<u>\$ 1,074</u>	<u>\$ 357,174</u>	<u>\$ 272,804</u>	<u>\$ 374</u>	<u>\$ 83,996</u>
\$ 300	\$ 211,200	\$ 160,282	\$ 0	\$ 50,918

See accompanying notes to financial statements

STATE OF ARIZONA
SPECIAL REVENUE FUNDS
STATEMENT OF EXPENDITURES - APPROPRIATION TO ACTUAL
BUDGETARY (LEGAL) BASIS
FOR THE YEAR ENDED JUNE 30, 2002

	JULY 1, 2001 CONTINUING APPROPRIATION AUTHORITY	GENERAL APPROPRIATIONS	CAPITAL OUTLAY APPROPRIATIONS
Administrative Adjustments	0	0	0
TOTAL BOARD OF OCCUPATIONAL THERAPY EXAMINERS OCCUPATIONAL THERAPY FUND	<u>\$ 0</u>	<u>\$ 210,900</u>	<u>\$ 0</u>
STATE BOARD OF DISPENSING OPTICIANS			
BOARD OF DISPENSING OPTICIANS FUND			
Operating Lump Sum Appropriation	\$ 0	\$ 95,600	\$ 0
TOTAL STATE BOARD OF DISPENSING OPTICIANS BOARD OF DISPENSING OPTICIANS FUND	<u>\$ 0</u>	<u>\$ 95,600</u>	<u>\$ 0</u>
STATE BOARD OF OPTOMETRY			
BOARD OF OPTOMETRY FUND			
Operating Lump Sum Appropriation	\$ 0	\$ 158,900	\$ 0
IT Programs	8,100	0	0
Administrative Adjustments	0	0	0
TOTAL STATE BOARD OF OPTOMETRY BOARD OF OPTOMETRY FUND	<u>\$ 8,100</u>	<u>\$ 158,900</u>	<u>\$ 0</u>
ARIZONA BOARD OF OSTEOPATHIC EXAMINERS			
BOARD OF OSTEOPATHIC EXAMINERS FUND			
Operating Lump Sum Appropriation	\$ 0	\$ 382,800	\$ 0
Health Crisis Fund Repayment	0	85,000	0
Administrative Adjustments	0	0	0
TOTAL ARIZONA BOARD OF OSTEOPATHIC EXAMINERS BOARD OF OSTEOPATHIC EXAMINERS FUND	<u>\$ 0</u>	<u>\$ 467,800</u>	<u>\$ 0</u>
ARIZONA STATE BOARD OF PHARMACY			
ARIZONA STATE BOARD OF PHARMACY FUND			
Operating Lump Sum Appropriation	\$ 0	\$ 1,260,500	\$ 0
Administrative Adjustments	0	0	0
TOTAL ARIZONA STATE BOARD OF PHARMACY ARIZONA STATE BOARD OF PHARMACY FUND	<u>\$ 0</u>	<u>\$ 1,260,500</u>	<u>\$ 0</u>
BOARD OF PHYSICAL THERAPY EXAMINERS			
BOARD OF PHYSICAL THERAPY FUND			
Operating Lump Sum Appropriation	\$ 0	\$ 226,200	\$ 0
TOTAL BOARD OF PHYSICAL THERAPY EXAMINERS BOARD OF PHYSICAL THERAPY FUND	<u>\$ 0</u>	<u>\$ 226,200</u>	<u>\$ 0</u>

SUPPLEMENTAL APPROPRIATIONS, MID-YEAR REVERSIONS AND ADJUSTMENTS	NET APPROPRIATIONS	EXPENDITURES	LAPSED APPROPRIATION AUTHORITY	JUNE 30, 2002 CONTINUING APPROPRIATION AUTHORITY
867	867	867	0	0
\$ 1,167	\$ 212,067	\$ 161,149	\$ 0	\$ 50,918
\$ 100	\$ 95,700	\$ 84,593	\$ 0	\$ 11,107
\$ 100	\$ 95,700	\$ 84,593	\$ 0	\$ 11,107
\$ 200 0 155	\$ 159,100 8,100 155	\$ 150,418 8,031 155	\$ 0 0 0	\$ 8,682 69 0
\$ 355	\$ 167,355	\$ 158,604	\$ 0	\$ 8,751
\$ 29,800 0 164	\$ 412,600 85,000 164	\$ 411,900 60,000 164	\$ 0 0 0	\$ 700 25,000 0
\$ 29,964	\$ 497,764	\$ 472,064	\$ 0	\$ 25,700
\$ 1,800 10,381	\$ 1,262,300 10,381	\$ 1,029,849 10,381	\$ 0 0	\$ 232,451 0
\$ 12,181	\$ 1,272,681	\$ 1,040,230	\$ 0	\$ 232,451
\$ 400	\$ 226,600	\$ 209,107	\$ 0	\$ 17,493
\$ 400	\$ 226,600	\$ 209,107	\$ 0	\$ 17,493

**STATE OF ARIZONA
SPECIAL REVENUE FUNDS
STATEMENT OF EXPENDITURES - APPROPRIATION TO ACTUAL
BUDGETARY (LEGAL) BASIS
FOR THE YEAR ENDED JUNE 30, 2002**

	<u>JULY 1, 2001 CONTINUING APPROPRIATION AUTHORITY</u>	<u>GENERAL APPROPRIATIONS</u>	<u>CAPITAL OUTLAY APPROPRIATIONS</u>
STATE BOARD OF PODIATRY EXAMINERS			
PODIATRY FUND			
Operating Lump Sum Appropriation	\$ 0	\$ 96,000	\$ 0
TOTAL STATE BOARD OF PODIATRY EXAMINERS PODIATRY FUND	<u>\$ 0</u>	<u>\$ 96,000</u>	<u>\$ 0</u>
STATE BOARD FOR PRIVATE POSTSECONDARY EDUCATION			
BOARD FOR PRIVATE POSTSECONDARY EDUCATION FUND			
Operating Lump Sum Appropriation	\$ 0	\$ 246,900	\$ 0
Administrative Adjustments	0	0	0
TOTAL STATE BOARD FOR PRIVATE POSTSECONDARY EDUCATION BOARD FOR PRIVATE POSTSECONDARY EDUCATION FUND	<u>\$ 0</u>	<u>\$ 246,900</u>	<u>\$ 0</u>
STATE BOARD OF PSYCHOLOGIST EXAMINERS			
BOARD OF PSYCHOLOGIST EXAMINERS FUND			
Operating Lump Sum Appropriation	\$ 0	\$ 304,000	\$ 0
Administrative Adjustments	0	0	0
TOTAL STATE BOARD OF PSYCHOLOGIST EXAMINERS BOARD OF PSYCHOLOGIST EXAMINERS FUND	<u>\$ 0</u>	<u>\$ 304,000</u>	<u>\$ 0</u>
ARIZONA DEPARTMENT OF RACING			
RACING COMMISSION COUNTY FAIRS FUND			
Operating Lump Sum Appropriation	\$ 0	\$ 61,500	\$ 0
TOTAL ARIZONA DEPARTMENT OF RACING RACING COMMISSION COUNTY FAIRS FUND	<u>\$ 0</u>	<u>\$ 61,500</u>	<u>\$ 0</u>
ARIZONA DEPARTMENT OF RACING			
COUNTY FAIR RACING FUND			
Operating Lump Sum Appropriation	\$ 0	\$ 327,500	\$ 0
Administrative Adjustments	0	0	0
TOTAL ARIZONA DEPARTMENT OF RACING COUNTY FAIR RACING FUND	<u>\$ 0</u>	<u>\$ 327,500</u>	<u>\$ 0</u>
RADIATION REGULATORY AGENCY			
STATE RADIOLOGIC TECHNOLOGIST CERTIFICATION FUND			
Medical Radiological Technology Board	\$ 0	\$ 193,800	\$ 0
Administrative Adjustments	0	0	0
TOTAL RADIATION REGULATORY AGENCY STATE RADIOLOGIC TECHNOLOGIST CERTIFICATION FUND	<u>\$ 0</u>	<u>\$ 193,800</u>	<u>\$ 0</u>

SUPPLEMENTAL APPROPRIATIONS, MID-YEAR REVERSIONS AND ADJUSTMENTS	NET APPROPRIATIONS	EXPENDITURES	LAPSED APPROPRIATION AUTHORITY	JUNE 30, 2002 CONTINUING APPROPRIATION AUTHORITY
\$ 100	\$ 96,100	\$ 86,490	\$ 0	\$ 9,610
<u>\$ 100</u>	<u>\$ 96,100</u>	<u>\$ 86,490</u>	<u>\$ 0</u>	<u>\$ 9,610</u>
\$ 500 692	\$ 247,400 692	\$ 234,595 692	\$ 0 0	\$ 12,805 0
<u>\$ 1,192</u>	<u>\$ 248,092</u>	<u>\$ 235,287</u>	<u>\$ 0</u>	<u>\$ 12,805</u>
\$ 500 596	\$ 304,500 596	\$ 229,769 596	\$ 0 0	\$ 74,731 0
<u>\$ 1,096</u>	<u>\$ 305,096</u>	<u>\$ 230,365</u>	<u>\$ 0</u>	<u>\$ 74,731</u>
\$ 200	\$ 61,700	\$ 52,404	\$ 9,296	\$ 0
<u>\$ 200</u>	<u>\$ 61,700</u>	<u>\$ 52,404</u>	<u>\$ 9,296</u>	<u>\$ 0</u>
\$ 600 20,935	\$ 328,100 20,935	\$ 263,593 20,935	\$ 64,507 0	\$ 0 0
<u>\$ 21,535</u>	<u>\$ 349,035</u>	<u>\$ 284,528</u>	<u>\$ 64,507</u>	<u>\$ 0</u>
\$ 500 166	\$ 194,300 166	\$ 183,041 166	\$ 11,259 0	\$ 0 0
<u>\$ 666</u>	<u>\$ 194,466</u>	<u>\$ 183,207</u>	<u>\$ 11,259</u>	<u>\$ 0</u>

**STATE OF ARIZONA
SPECIAL REVENUE FUNDS
STATEMENT OF EXPENDITURES - APPROPRIATION TO ACTUAL
BUDGETARY (LEGAL) BASIS
FOR THE YEAR ENDED JUNE 30, 2002**

	<u>JULY 1, 2001 CONTINUING APPROPRIATION AUTHORITY</u>	<u>GENERAL APPROPRIATIONS</u>	<u>CAPITAL OUTLAY APPROPRIATIONS</u>
RESIDENTIAL UTILITY CONSUMER OFFICE			
RESIDENTIAL UTILITY CONSUMER OFFICE REVOLVING FUND			
Operating Lump Sum Appropriation	\$ 0	\$ 930,600	\$ 0
Professional Witnesses FY01 - 02	0	145,000	0
Professional Witnesses FY00 - 01	87,330	0	0
Professional Witnesses FY99 - 00	55,359	0	0
Professional Witnesses FY98 - 99	11,977	0	0
Professional Witnesses FY97 - 98	18,763	0	0
Professional Witnesses FY95 - 96	1,129	0	0
Professional Witnesses FY94 - 95	4,921	0	0
Administrative Adjustments	0	0	0
TOTAL RESIDENTIAL UTILITY CONSUMER OFFICE RESIDENTIAL UTILITY CONSUMER OFFICE REVOLVING FUND	<u>\$ 179,479</u>	<u>\$ 1,075,600</u>	<u>\$ 0</u>
BOARD OF RESPIRATORY CARE EXAMINERS			
BOARD OF RESPIRATORY CARE EXAMINERS FUND			
Operating Lump Sum Appropriation	\$ 0	\$ 170,500	\$ 0
Administrative Adjustments	0	0	0
TOTAL BOARD OF RESPIRATORY CARE EXAMINERS BOARD OF RESPIRATORY CARE EXAMINERS FUND	<u>\$ 0</u>	<u>\$ 170,500</u>	<u>\$ 0</u>
STRUCTURAL PEST CONTROL COMMISSION			
STRUCTURAL PEST CONTROL COMMISSION FUND			
Operating Lump Sum Appropriation	\$ 0	\$ 1,740,700	\$ 0
Administrative Adjustments	0	0	0
TOTAL STRUCTURAL PEST CONTROL COMMISSION STRUCTURAL PEST CONTROL COMMISSION FUND	<u>\$ 0</u>	<u>\$ 1,740,700</u>	<u>\$ 0</u>
STATE BOARD OF TECHNICAL REGISTRATION			
TECHNICAL REGISTRATION FUND			
All Other Operating Expenditures	\$ 0	\$ 390,000	\$ 0
Personal Services	0	593,900	0
Employee Related Expenditures	0	155,300	0
Administrative Adjustments	0	0	0
TOTAL STATE BOARD OF TECHNICAL REGISTRATION TECHNICAL REGISTRATION FUND	<u>\$ 0</u>	<u>\$ 1,139,200</u>	<u>\$ 0</u>

SUPPLEMENTAL APPROPRIATIONS, MID-YEAR REVERSIONS AND ADJUSTMENTS	NET APPROPRIATIONS	EXPENDITURES	LAPSED APPROPRIATION AUTHORITY	JUNE 30, 2002 CONTINUING APPROPRIATION AUTHORITY
\$ 1,200	\$ 931,800	\$ 874,268	\$ 57,532	\$ 0
0	145,000	13,285	0	131,715
0	87,330	23,994	0	63,336
0	55,359	6,035	0	49,324
0	11,977	0	0	11,977
0	18,763	5,706	0	13,057
0	1,129	1,129	0	0
0	4,921	4,921	0	0
2,658	2,658	2,658	0	0
<u>\$ 3,858</u>	<u>\$ 1,258,937</u>	<u>\$ 931,996</u>	<u>\$ 57,532</u>	<u>\$ 269,409</u>
\$ 500	\$ 171,000	\$ 153,516	\$ 0	\$ 17,484
2,304	2,304	2,304	0	0
<u>\$ 2,804</u>	<u>\$ 173,304</u>	<u>\$ 155,820</u>	<u>\$ 0</u>	<u>\$ 17,484</u>
\$ 3,400	\$ 1,744,100	\$ 1,722,295	\$ 0	\$ 21,805
7,823	7,823	7,823	0	0
<u>\$ 11,223</u>	<u>\$ 1,751,923</u>	<u>\$ 1,730,118</u>	<u>\$ 0</u>	<u>\$ 21,805</u>
\$ 0	\$ 390,000	\$ 381,362	\$ 0	\$ 8,638
1,900	595,800	544,751	0	51,049
0	155,300	121,707	0	33,593
9,478	9,478	9,478	0	0
<u>\$ 11,378</u>	<u>\$ 1,150,578</u>	<u>\$ 1,057,298</u>	<u>\$ 0</u>	<u>\$ 93,280</u>

STATE OF ARIZONA
SPECIAL REVENUE FUNDS
STATEMENT OF EXPENDITURES - APPROPRIATION TO ACTUAL
BUDGETARY (LEGAL) BASIS
FOR THE YEAR ENDED JUNE 30, 2002

	JULY 1, 2001 CONTINUING APPROPRIATION AUTHORITY	GENERAL APPROPRIATIONS	CAPITAL OUTLAY APPROPRIATIONS
ARIZONA STATE VETERINARY MEDICAL EXAMINING BOARD			
VETERINARY MEDICAL EXAMINING BOARD FUND			
Operating Lump Sum Appropriation	\$ 0	\$ 371,600	\$ 0
TOTAL ARIZONA STATE VETERINARY MEDICAL EXAMINING BOARD			
VETERINARY MEDICAL EXAMINING BOARD FUND	\$ 0	\$ 371,600	\$ 0
DEPARTMENT OF WEIGHTS AND MEASURES			
AIR QUALITY FUND			
Oxygenated Fuel	\$ 0	\$ 778,400	\$ 0
Administrative Adjustments	0	0	0
TOTAL DEPARTMENT OF WEIGHTS AND MEASURES AIR QUALITY FUND	\$ 0	\$ 778,400	\$ 0
TOTAL INSPECTION AND REGULATION	\$ 1,255,082	\$ 72,980,300	\$ 0
EDUCATION			
STATE BOARD OF DIRECTORS FOR COMMUNITY COLLEGES			
COMMUNITY COLLEGE BOARD FUND			
Operating Lump Sum Appropriation	\$ 0	\$ 167,700	\$ 0
TOTAL STATE BOARD OF DIRECTORS FOR COMMUNITY COLLEGES			
COMMUNITY COLLEGE BOARD FUND	\$ 0	\$ 167,700	\$ 0
ARIZONA STATE SCHOOLS FOR THE DEAF AND THE BLIND			
TELECOMMUNICATIONS FUND FOR THE DEAF			
Telephone System - Phoenix Campus	\$ 55	\$ 0	\$ 0
TOTAL ARIZONA STATE SCHOOLS FOR THE DEAF AND THE BLIND			
TELECOMMUNICATIONS FUND FOR THE DEAF	\$ 55	\$ 0	\$ 0
SCHOOL FACILITIES BOARD			
NEW SCHOOL FACILITIES FUND			
General Fund Transfer 2nd Special Session Chapter 4	\$ 0	\$ 0	\$ 0
TOTAL SCHOOL FACILITIES BOARD			
NEW SCHOOL FACILITIES FUND	\$ 0	\$ 0	\$ 0

SUPPLEMENTAL APPROPRIATIONS, MID-YEAR REVERSIONS AND ADJUSTMENTS	NET APPROPRIATIONS	EXPENDITURES	LAPSED APPROPRIATION AUTHORITY	JUNE 30, 2002 CONTINUING APPROPRIATION AUTHORITY
\$ 700	\$ 372,300	\$ 306,785	\$ 0	\$ 65,515
<u>\$ 700</u>	<u>\$ 372,300</u>	<u>\$ 306,785</u>	<u>\$ 0</u>	<u>\$ 65,515</u>
\$ 374,300	\$ 1,152,700	\$ 976,262	\$ 176,438	\$ 0
4,089	4,089	4,089	0	0
<u>\$ 378,389</u>	<u>\$ 1,156,789</u>	<u>\$ 980,351</u>	<u>\$ 176,438</u>	<u>\$ 0</u>
<u>\$ 2,468,635</u>	<u>\$ 76,704,017</u>	<u>\$ 68,428,282</u>	<u>\$ 3,307,002</u>	<u>\$ 4,968,733</u>
\$ 300	\$ 168,000	\$ 160,473	\$ 7,527	\$ 0
<u>\$ 300</u>	<u>\$ 168,000</u>	<u>\$ 160,473</u>	<u>\$ 7,527</u>	<u>\$ 0</u>
\$ (55)	\$ 0	\$ 0	\$ 0	\$ 0
<u>\$ (55)</u>	<u>\$ 0</u>	<u>\$ 0</u>	<u>\$ 0</u>	<u>\$ 0</u>
\$ 83,250,000	\$ 83,250,000	\$ 83,250,000	\$ 0	\$ 0
<u>\$ 83,250,000</u>	<u>\$ 83,250,000</u>	<u>\$ 83,250,000</u>	<u>\$ 0</u>	<u>\$ 0</u>

**STATE OF ARIZONA
SPECIAL REVENUE FUNDS
STATEMENT OF EXPENDITURES - APPROPRIATION TO ACTUAL
BUDGETARY (LEGAL) BASIS
FOR THE YEAR ENDED JUNE 30, 2002**

	<u>JULY 1, 2001 CONTINUING APPROPRIATION AUTHORITY</u>	<u>GENERAL APPROPRIATIONS</u>	<u>CAPITAL OUTLAY APPROPRIATIONS</u>
SCHOOL FACILITIES BOARD			
SCHOOL FACILITIES BUILDING RENEWAL FUND			
General Fund Transfer 2nd Special Session Chapter 4	\$ 0	\$ 0	\$ 0
TOTAL SCHOOL FACILITIES BOARD			
SCHOOL FACILITIES BUILDING RENEWAL FUND	<u>\$ 0</u>	<u>\$ 0</u>	<u>\$ 0</u>
COMMISSION FOR POSTSECONDARY EDUCATION			
POSTSECONDARY EDUCATION FUND			
Personal Services	\$ 0	\$ 132,000	\$ 0
Employee Related Expenditures	0	26,800	0
All Other Operating Expenditures	0	58,200	0
Family College Savings Program	0	85,100	0
Arizona College and Career Guide	0	25,000	0
Arizona Minority Education Policy Analysis Center	0	74,500	0
Twelve Plus Partnership	0	231,200	0
State Student Incentive Grant	0	2,143,700	0
Administrative Adjustments	0	0	0
TOTAL COMMISSION FOR POSTSECONDARY EDUCATION			
POSTSECONDARY EDUCATION FUND	<u>\$ 0</u>	<u>\$ 2,776,500</u>	<u>\$ 0</u>
ARIZONA STATE UNIVERSITY			
INTERGOVERNMENTAL AGREEMENTS AND GRANTS FUND			
Drug and Gang Prevention Resource Center	\$ 0	\$ 4,769,000	\$ 0
TOTAL ARIZONA STATE UNIVERSITY INTERGOVERNMENTAL AGREEMENTS AND GRANTS FUND	<u>\$ 0</u>	<u>\$ 4,769,000</u>	<u>\$ 0</u>
UNIVERSITY OF ARIZONA			
POISON CONTROL FUND			
Teratogen Information Program	\$ 0	\$ 92,000	\$ 0
TOTAL UNIVERSITY OF ARIZONA POISON CONTROL FUND	<u>\$ 0</u>	<u>\$ 92,000</u>	<u>\$ 0</u>
UNIVERSITY OF ARIZONA			
TOBACCO TAX AND HEALTHCARE FUND			
Telemed - Behavioral Health	\$ 0	\$ 0	\$ 0
Telemed - Public School Pilot	0	0	0
TOTAL UNIVERSITY OF ARIZONA TOBACCO TAX AND HEALTHCARE FUND	<u>\$ 0</u>	<u>\$ 0</u>	<u>\$ 0</u>
TOTAL EDUCATION	<u>\$ 55</u>	<u>\$ 7,805,200</u>	<u>\$ 0</u>

SUPPLEMENTAL APPROPRIATIONS, MID-YEAR REVERSIONS AND ADJUSTMENTS	NET APPROPRIATIONS	EXPENDITURES	LAPSED APPROPRIATION AUTHORITY	JUNE 30, 2002 CONTINUING APPROPRIATION AUTHORITY
\$ 69,934,700	\$ 69,934,700	\$ 69,934,700	\$ 0	\$ 0
<u>\$ 69,934,700</u>	<u>\$ 69,934,700</u>	<u>\$ 69,934,700</u>	<u>\$ 0</u>	<u>\$ 0</u>
\$ 400	\$ 132,400	\$ 131,802	\$ 598	\$ 0
0	26,800	22,356	4,444	0
0	58,200	55,173	3,027	0
0	85,100	54,369	30,731	0
0	25,000	21,784	3,216	0
0	74,500	45,048	29,452	0
0	231,200	105,350	125,850	0
0	2,143,700	1,592,705	550,995	0
<u>500</u>	<u>500</u>	<u>0</u>	<u>500</u>	<u>0</u>
<u>\$ 900</u>	<u>\$ 2,777,400</u>	<u>\$ 2,028,587</u>	<u>\$ 748,813</u>	<u>\$ 0</u>
\$ 0	\$ 4,769,000	\$ 0	\$ 4,769,000	\$ 0
<u>\$ 0</u>	<u>\$ 4,769,000</u>	<u>\$ 0</u>	<u>\$ 4,769,000</u>	<u>\$ 0</u>
\$ 0	\$ 92,000	\$ 92,000	\$ 0	\$ 0
<u>\$ 0</u>	<u>\$ 92,000</u>	<u>\$ 92,000</u>	<u>\$ 0</u>	<u>\$ 0</u>
\$ 125,000	\$ 125,000	\$ 125,000	\$ 0	\$ 0
<u>100,000</u>	<u>100,000</u>	<u>100,000</u>	<u>0</u>	<u>0</u>
<u>\$ 225,000</u>	<u>\$ 225,000</u>	<u>\$ 225,000</u>	<u>\$ 0</u>	<u>\$ 0</u>
<u>\$ 153,410,845</u>	<u>\$ 161,216,100</u>	<u>\$ 155,690,760</u>	<u>\$ 5,525,340</u>	<u>\$ 0</u>

**STATE OF ARIZONA
SPECIAL REVENUE FUNDS
STATEMENT OF EXPENDITURES - APPROPRIATION TO ACTUAL
BUDGETARY (LEGAL) BASIS
FOR THE YEAR ENDED JUNE 30, 2002**

	<u>JULY 1, 2001 CONTINUING APPROPRIATION AUTHORITY</u>	<u>GENERAL APPROPRIATIONS</u>	<u>CAPITAL OUTLAY APPROPRIATIONS</u>
PROTECTION AND SAFETY			
AUTOMOBILE THEFT AUTHORITY			
AUTOMOBILE THEFT AUTHORITY FUND			
Operating Lump Sum Appropriation	\$ 0	\$ 422,600	\$ 0
Auto Theft Authority Grants	0	3,464,600	0
Administrative Adjustments	0	0	0
TOTAL AUTOMOBILE THEFT AUTHORITY AUTOMOBILE THEFT AUTHORITY FUND	<u>\$ 0</u>	<u>\$ 3,887,200</u>	<u>\$ 0</u>
STATE DEPARTMENT OF CORRECTIONS			
ALCOHOL ABUSE TREATMENT FUND			
Inmate Education, Treatment and Work Programs			
Operating Lump Sum Appropriation	\$ 0	\$ 449,300	\$ 0
General Fund Transfer 2nd Special Session Chapter 4	0	0	0
Administrative Adjustments	0	0	0
TOTAL STATE DEPARTMENT OF CORRECTIONS ALCOHOL ABUSE TREATMENT FUND	<u>\$ 0</u>	<u>\$ 449,300</u>	<u>\$ 0</u>
STATE DEPARTMENT OF CORRECTIONS			
CORRECTIONS FUND			
Administration	\$ 0	\$ 155,700	\$ 0
ASPC Yuma - Shingle Cocopah Dorms/Reseal Roof	0	0	0
Health Care - Contingency Bed Openings	0	626,400	0
Inspections and Investigations - Contingency Bed Openings	0	88,700	0
Prison Management and Support - Operating Lump Sum Appropriation	0	1,113,800	0
Private Prisons - Contingency Bed Openings	0	5,719,300	0
Security - Contingency Bed Openings	0	4,519,000	0
TOTAL STATE DEPARTMENT OF CORRECTIONS CORRECTIONS FUND	<u>\$ 0</u>	<u>\$ 12,222,900</u>	<u>\$ 0</u>
STATE DEPARTMENT OF CORRECTIONS			
STATE EDUCATION FUND FOR CORRECTIONAL EDUCATION			
Inmate Education, Treatment and Work Programs			
Operating Lump Sum Appropriation	\$ 0	\$ 1,879,700	\$ 0
Administrative Adjustments	0	0	0
TOTAL STATE DEPARTMENT OF CORRECTIONS STATE EDUCATION FUND FOR CORRECTIONAL EDUCATION	<u>\$ 0</u>	<u>\$ 1,879,700</u>	<u>\$ 0</u>

SUPPLEMENTAL APPROPRIATIONS, MID-YEAR REVERSIONS AND ADJUSTMENTS	NET APPROPRIATIONS	EXPENDITURES	LAPSED APPROPRIATION AUTHORITY	JUNE 30, 2002 CONTINUING APPROPRIATION AUTHORITY
\$ 0	\$ 422,600	\$ 419,077	\$ 3,523	\$ 0
600	3,465,200	3,453,000	12,200	0
<u>1,774</u>	<u>1,774</u>	<u>1,774</u>	<u>0</u>	<u>0</u>
<u>\$ 2,374</u>	<u>\$ 3,889,574</u>	<u>\$ 3,873,851</u>	<u>\$ 15,723</u>	<u>\$ 0</u>
\$ 0	\$ 449,300	\$ 369,923	\$ 79,377	\$ 0
1,000,000	1,000,000	1,000,000	0	0
<u>5,829</u>	<u>5,829</u>	<u>5,829</u>	<u>0</u>	<u>0</u>
<u>\$ 1,005,829</u>	<u>\$ 1,455,129</u>	<u>\$ 1,375,752</u>	<u>\$ 79,377</u>	<u>\$ 0</u>
\$ (155,700)	\$ 0	\$ 0	\$ 0	\$ 0
54,000	54,000	0	0	54,000
7,873,600	8,500,000	7,677,583	822,417	0
(88,700)	0	0	0	0
(30,300)	1,083,500	1,043,700	39,800	0
(5,719,300)	0	0	0	0
<u>(4,519,000)</u>	<u>0</u>	<u>0</u>	<u>0</u>	<u>0</u>
<u>\$ (2,585,400)</u>	<u>\$ 9,637,500</u>	<u>\$ 8,721,283</u>	<u>\$ 862,217</u>	<u>\$ 54,000</u>
\$ 200,600	\$ 2,080,300	\$ 2,035,747	\$ 44,553	\$ 0
<u>5,646</u>	<u>5,646</u>	<u>5,646</u>	<u>0</u>	<u>0</u>
<u>\$ 206,246</u>	<u>\$ 2,085,946</u>	<u>\$ 2,041,393</u>	<u>\$ 44,553</u>	<u>\$ 0</u>

STATE OF ARIZONA
SPECIAL REVENUE FUNDS
STATEMENT OF EXPENDITURES - APPROPRIATION TO ACTUAL
BUDGETARY (LEGAL) BASIS
FOR THE YEAR ENDED JUNE 30, 2002

	JULY 1, 2001 CONTINUING APPROPRIATION AUTHORITY	GENERAL APPROPRIATIONS	CAPITAL OUTLAY APPROPRIATIONS
ARIZONA CRIMINAL JUSTICE COMMISSION			
VICTIM COMPENSATION AND ASSISTANCE FUND			
Crime Victim Compensation	\$ 0	\$ 2,000,000	\$ 0
Crime Victim Assistance	0	900,000	0
Crime Victim Compensation Special AG Transfer FY01 - 02	0	0	0
Crime Victim Compensation Special AG Transfer FY00 - 01	140,213	0	0
Administrative Adjustments	0	0	0
TOTAL ARIZONA CRIMINAL JUSTICE COMMISSION VICTIM COMPENSATION AND ASSISTANCE FUND	<u>\$ 140,213</u>	<u>\$ 2,900,000</u>	<u>\$ 0</u>
ARIZONA CRIMINAL JUSTICE COMMISSION			
DRUG AND GANG PREVENTION RESOURCE CENTER FUND			
Drug and Gang Prevention Resource Center	\$ 0	\$ 263,000	\$ 0
TOTAL ARIZONA CRIMINAL JUSTICE COMMISSION DRUG AND GANG PREVENTION RESOURCE CENTER FUND	<u>\$ 0</u>	<u>\$ 263,000</u>	<u>\$ 0</u>
ARIZONA CRIMINAL JUSTICE COMMISSION			
CRIMINAL JUSTICE ENHANCEMENT FUND			
Operating Lump Sum Appropriation	\$ 0	\$ 457,900	\$ 0
TOTAL ARIZONA CRIMINAL JUSTICE COMMISSION CRIMINAL JUSTICE ENHANCEMENT FUND	<u>\$ 0</u>	<u>\$ 457,900</u>	<u>\$ 0</u>
ARIZONA CRIMINAL JUSTICE COMMISSION			
STATE AID TO COUNTY ATTORNEYS FUND			
State Aid to County Attorneys	\$ 0	\$ 1,341,100	\$ 0
TOTAL ARIZONA CRIMINAL JUSTICE COMMISSION STATE AID TO COUNTY ATTORNEYS FUND	<u>\$ 0</u>	<u>\$ 1,341,100</u>	<u>\$ 0</u>
ARIZONA CRIMINAL JUSTICE COMMISSION			
STATE AID TO INDIGENT DEFENSE FUND			
State Aid to Indigent Defense	\$ 0	\$ 1,273,700	\$ 0
TOTAL ARIZONA CRIMINAL JUSTICE COMMISSION STATE AID TO INDIGENT DEFENSE FUND	<u>\$ 0</u>	<u>\$ 1,273,700</u>	<u>\$ 0</u>
DEPARTMENT OF EMERGENCY AND MILITARY AFFAIRS			
EMERGENCY RESPONSE FUND			
Emergency Response Commission	\$ 0	\$ 132,700	\$ 0
Administrative Adjustments	0	0	0
TOTAL DEPARTMENT OF EMERGENCY AND MILITARY AFFAIRS EMERGENCY RESPONSE FUND	<u>\$ 0</u>	<u>\$ 132,700</u>	<u>\$ 0</u>

SUPPLEMENTAL APPROPRIATIONS, MID-YEAR REVERSIONS AND ADJUSTMENTS	NET APPROPRIATIONS	EXPENDITURES	LAPSED APPROPRIATION AUTHORITY	JUNE 30, 2002 CONTINUING APPROPRIATION AUTHORITY
\$ 0	\$ 2,000,000	\$ 1,987,990	\$ 12,010	\$ 0
0	900,000	882,770	17,230	0
0	0	124,255	0	(124,255)
0	140,213	0	0	140,213
<u>1,250</u>	<u>1,250</u>	<u>1,250</u>	<u>0</u>	<u>0</u>
<u>\$ 1,250</u>	<u>\$ 3,041,463</u>	<u>\$ 2,996,265</u>	<u>\$ 29,240</u>	<u>\$ 15,958</u>
<u>\$ 300</u>	<u>\$ 263,300</u>	<u>\$ 263,300</u>	<u>\$ 0</u>	<u>\$ 0</u>
<u>\$ 300</u>	<u>\$ 263,300</u>	<u>\$ 263,300</u>	<u>\$ 0</u>	<u>\$ 0</u>
<u>\$ 500</u>	<u>\$ 458,400</u>	<u>\$ 418,418</u>	<u>\$ 39,982</u>	<u>\$ 0</u>
<u>\$ 500</u>	<u>\$ 458,400</u>	<u>\$ 418,418</u>	<u>\$ 39,982</u>	<u>\$ 0</u>
<u>\$ 0</u>	<u>\$ 1,341,100</u>	<u>\$ 1,228,575</u>	<u>\$ 112,525</u>	<u>\$ 0</u>
<u>\$ 0</u>	<u>\$ 1,341,100</u>	<u>\$ 1,228,575</u>	<u>\$ 112,525</u>	<u>\$ 0</u>
<u>\$ 0</u>	<u>\$ 1,273,700</u>	<u>\$ 1,166,955</u>	<u>\$ 106,745</u>	<u>\$ 0</u>
<u>\$ 0</u>	<u>\$ 1,273,700</u>	<u>\$ 1,166,955</u>	<u>\$ 106,745</u>	<u>\$ 0</u>
\$ 0	\$ 132,700	\$ 132,700	\$ 0	\$ 0
<u>4,000</u>	<u>4,000</u>	<u>4,000</u>	<u>0</u>	<u>0</u>
<u>\$ 4,000</u>	<u>\$ 136,700</u>	<u>\$ 136,700</u>	<u>\$ 0</u>	<u>\$ 0</u>

STATE OF ARIZONA
SPECIAL REVENUE FUNDS
STATEMENT OF EXPENDITURES - APPROPRIATION TO ACTUAL
BUDGETARY (LEGAL) BASIS
FOR THE YEAR ENDED JUNE 30, 2002

	JULY 1, 2001 CONTINUING APPROPRIATION AUTHORITY	GENERAL APPROPRIATIONS	CAPITAL OUTLAY APPROPRIATIONS
DEPARTMENT OF EMERGENCY AND MILITARY AFFAIRS			
NUCLEAR EMERGENCY MANAGEMENT FUND			
Off-Site Nuclear Emergency 89-90	\$ 1,708	\$ 0	\$ 0
TOTAL DEPARTMENT OF EMERGENCY AND MILITARY AFFAIRS NUCLEAR EMERGENCY MANAGEMENT FUND	<u>\$ 1,708</u>	<u>\$ 0</u>	<u>\$ 0</u>
DEPARTMENT OF JUVENILE CORRECTIONS			
CRIMINAL JUSTICE ENHANCEMENT FUND			
Operating Lump Sum Appropriation	\$ 0	\$ 719,700	\$ 0
Administrative Adjustments	0	0	0
TOTAL DEPARTMENT OF JUVENILE CORRECTIONS CRIMINAL JUSTICE ENHANCEMENT FUND	<u>\$ 0</u>	<u>\$ 719,700</u>	<u>\$ 0</u>
DEPARTMENT OF JUVENILE CORRECTIONS			
CORRECTIONS FUND			
Black Canyon Institution - Electrical System Repairs	\$ 0	\$ 0	\$ 0
Adobe Mountain - Repair Subfloor, Floor and Walls	0	0	0
Adobe Mountain - Upgrade Fire Booster Pump	0	0	0
Catalina Mountain Institution - Replace Kitchen Floor	0	0	0
TOTAL DEPARTMENT OF JUVENILE CORRECTIONS CORRECTIONS FUND	<u>\$ 0</u>	<u>\$ 0</u>	<u>\$ 0</u>
DEPARTMENT OF JUVENILE CORRECTIONS			
STATE EDUCATION FUND FOR COMMITTED YOUTH			
Operating Lump Sum Appropriation	\$ 0	\$ 3,706,000	\$ 0
Administrative Adjustments	0	0	0
TOTAL DEPARTMENT OF JUVENILE CORRECTIONS STATE EDUCATION FUND FOR COMMITTED YOUTH	<u>\$ 0</u>	<u>\$ 3,706,000</u>	<u>\$ 0</u>
DEPARTMENT OF PUBLIC SAFETY			
FINGERPRINT CLEARANCE CARD FUND			
Board of Fingerprinting - Clearance Fund	\$ 0	\$ 35,900	\$ 0
TOTAL DEPARTMENT OF PUBLIC SAFETY FINGERPRINT CLEARANCE CARD FUND	<u>\$ 0</u>	<u>\$ 35,900</u>	<u>\$ 0</u>
DEPARTMENT OF PUBLIC SAFETY			
BOARD OF FINGERPRINTING FUND			
Fingerprinting Division	\$ 0	\$ 62,200	\$ 0
TOTAL DEPARTMENT OF PUBLIC SAFETY BOARD OF FINGERPRINTING FUND	<u>\$ 0</u>	<u>\$ 62,200</u>	<u>\$ 0</u>

SUPPLEMENTAL APPROPRIATIONS, MID-YEAR REVERSIONS AND ADJUSTMENTS	NET APPROPRIATIONS	EXPENDITURES	LAPSED APPROPRIATION AUTHORITY	JUNE 30, 2002 CONTINUING APPROPRIATION AUTHORITY
\$ 0	\$ 1,708	\$ 0	\$ 0	\$ 1,708
<u>\$ 0</u>	<u>\$ 1,708</u>	<u>\$ 0</u>	<u>\$ 0</u>	<u>\$ 1,708</u>
\$ 1,400	\$ 721,100	\$ 695,175	\$ 25,925	\$ 0
1,792	1,792	0	1,792	0
<u>\$ 3,192</u>	<u>\$ 722,892</u>	<u>\$ 695,175</u>	<u>\$ 27,717</u>	<u>\$ 0</u>
\$ 110,000	\$ 110,000	\$ 37,310	\$ 0	\$ 72,690
40,000	40,000	0	0	40,000
20,000	20,000	0	0	20,000
50,000	50,000	0	0	50,000
<u>\$ 220,000</u>	<u>\$ 220,000</u>	<u>\$ 37,310</u>	<u>\$ 0</u>	<u>\$ 182,690</u>
\$ 6,500	\$ 3,712,500	\$ 2,708,594	\$ 1,003,906	\$ 0
9,619	9,619	0	9,619	0
<u>\$ 16,119</u>	<u>\$ 3,722,119</u>	<u>\$ 2,708,594</u>	<u>\$ 1,013,525</u>	<u>\$ 0</u>
\$ 0	\$ 35,900	\$ 35,900	\$ 0	\$ 0
<u>\$ 0</u>	<u>\$ 35,900</u>	<u>\$ 35,900</u>	<u>\$ 0</u>	<u>\$ 0</u>
\$ 200	\$ 62,400	\$ 61,900	\$ 500	\$ 0
<u>\$ 200</u>	<u>\$ 62,400</u>	<u>\$ 61,900</u>	<u>\$ 500</u>	<u>\$ 0</u>

See accompanying notes to financial statements

**STATE OF ARIZONA
SPECIAL REVENUE FUNDS
STATEMENT OF EXPENDITURES - APPROPRIATION TO ACTUAL
BUDGETARY (LEGAL) BASIS
FOR THE YEAR ENDED JUNE 30, 2002**

	<u>JULY 1, 2001 CONTINUING APPROPRIATION AUTHORITY</u>	<u>GENERAL APPROPRIATIONS</u>	<u>CAPITAL OUTLAY APPROPRIATIONS</u>
DEPARTMENT OF PUBLIC SAFETY			
AUTOMATED FINGERPRINT IDENTIFICATION SYSTEM FUND			
Automated Fingerprinting Identification Network	\$ 0	\$ 2,159,700	\$ 0
Administrative Adjustments	0	0	0
TOTAL DEPARTMENT OF PUBLIC SAFETY AUTOMATED FINGERPRINT IDENTIFICATION SYSTEM FUND	<u>\$ 0</u>	<u>\$ 2,159,700</u>	<u>\$ 0</u>
DEPARTMENT OF PUBLIC SAFETY			
ARIZONA HIGHWAY USER REVENUE FUND			
Pioneer Park Transportation Svc Ctr - Prescott FY00 - 01	\$ 945,978	\$ 0	\$ 0
Pioneer Park Transportation Svc Ctr - Prescott FY99 - 00	34,961	0	0
Agency Support Program	0	0	0
Criminal Investigation Program	0	0	0
Criminal Justice Support Program	0	0	0
Highway Patrol Program	0	16,108,500	0
Patrol Officers	0	0	0
TOTAL DEPARTMENT OF PUBLIC SAFETY ARIZONA HIGHWAY USER REVENUE FUND	<u>\$ 980,939</u>	<u>\$ 16,108,500</u>	<u>\$ 0</u>
DEPARTMENT OF PUBLIC SAFETY			
CRIME LABORATORY ASSESSMENT FUND			
Crime Laboratory Assessment Fund Pass Through	\$ 0	\$ 366,700	\$ 0
Criminal Justice Support Program	0	3,269,700	0
TOTAL DEPARTMENT OF PUBLIC SAFETY CRIME LABORATORY ASSESSMENT FUND	<u>\$ 0</u>	<u>\$ 3,636,400</u>	<u>\$ 0</u>
DEPARTMENT OF PUBLIC SAFETY			
DNA IDENTIFICATION FUND			
Operating Lump Sum Appropriation	\$ 0	\$ 418,700	\$ 0
TOTAL DEPARTMENT OF PUBLIC SAFETY DNA IDENTIFICATION FUND	<u>\$ 0</u>	<u>\$ 418,700</u>	<u>\$ 0</u>
DEPARTMENT OF PUBLIC SAFETY			
CRIMINAL JUSTICE ENHANCEMENT FUND			
Agency Support Program	\$ 0	\$ 93,400	\$ 0
Criminal Justice Support Program	0	1,948,900	0
Highway Patrol Program	0	87,800	0
TOTAL DEPARTMENT OF PUBLIC SAFETY CRIMINAL JUSTICE ENHANCEMENT FUND	<u>\$ 0</u>	<u>\$ 2,130,100</u>	<u>\$ 0</u>
DEPARTMENT OF PUBLIC SAFETY			
ARIZONA HIGHWAY PATROL FUND			
Agency Support Program	\$ 0	\$ 0	\$ 0

SUPPLEMENTAL APPROPRIATIONS, MID-YEAR REVERSIONS AND ADJUSTMENTS	NET APPROPRIATIONS	EXPENDITURES	LAPSED APPROPRIATION AUTHORITY	JUNE 30, 2002 CONTINUING APPROPRIATION AUTHORITY
\$ 500	\$ 2,160,200	\$ 1,848,791	\$ 311,409	\$ 0
79,079	79,079	79,079	0	0
<u>\$ 79,579</u>	<u>\$ 2,239,279</u>	<u>\$ 1,927,870</u>	<u>\$ 311,409</u>	<u>\$ 0</u>
\$ 0	\$ 945,978	\$ 934,886	\$ 0	\$ 11,092
0	34,961	29,366	0	5,595
7,507,100	7,507,100	7,507,100	0	0
1,122,300	1,122,300	1,122,300	0	0
7,513,200	7,513,200	7,513,200	0	0
(6,100,400)	10,008,100	10,008,100	0	0
10,914,900	10,914,900	10,271,469	0	643,431
<u>\$ 20,957,100</u>	<u>\$ 38,046,539</u>	<u>\$ 37,386,421</u>	<u>\$ 0</u>	<u>\$ 660,118</u>
\$ 0	\$ 366,700	\$ 366,700	\$ 0	\$ 0
4,200	3,273,900	3,273,900	0	0
<u>\$ 4,200</u>	<u>\$ 3,640,600</u>	<u>\$ 3,640,600</u>	<u>\$ 0</u>	<u>\$ 0</u>
\$ 500	\$ 419,200	\$ 419,200	\$ 0	\$ 0
<u>\$ 500</u>	<u>\$ 419,200</u>	<u>\$ 419,200</u>	<u>\$ 0</u>	<u>\$ 0</u>
\$ 100	\$ 93,500	\$ 93,500	\$ 0	\$ 0
3,000	1,951,900	1,951,900	0	0
0	87,800	87,800	0	0
<u>\$ 3,100</u>	<u>\$ 2,133,200</u>	<u>\$ 2,133,200</u>	<u>\$ 0</u>	<u>\$ 0</u>
\$ 171,600	\$ 171,600	\$ 171,600	\$ 0	\$ 0

**STATE OF ARIZONA
SPECIAL REVENUE FUNDS
STATEMENT OF EXPENDITURES - APPROPRIATION TO ACTUAL
BUDGETARY (LEGAL) BASIS
FOR THE YEAR ENDED JUNE 30, 2002**

	JULY 1, 2001 CONTINUING APPROPRIATION AUTHORITY	GENERAL APPROPRIATIONS	CAPITAL OUTLAY APPROPRIATIONS
Criminal Investigation Program	0	0	0
Highway Patrol Program	0	11,060,200	0
Licensing - Below the Line	0	526,300	0
TOTAL DEPARTMENT OF PUBLIC SAFETY ARIZONA HIGHWAY PATROL FUND	<u>\$ 0</u>	<u>\$ 11,586,500</u>	<u>\$ 0</u>
DEPARTMENT OF PUBLIC SAFETY			
SAFETY ENFORCEMENT AND TRANSPORTATION INFRASTRUCTURE FUND			
Highway Patrol Program	\$ 0	\$ 755,400	\$ 0
TOTAL DEPARTMENT OF PUBLIC SAFETY SAFETY ENFORCEMENT AND TRANSPORTATION INFRASTRUCTURE FUND	<u>\$ 0</u>	<u>\$ 755,400</u>	<u>\$ 0</u>
DEPARTMENT OF PUBLIC SAFETY			
STATE HIGHWAY FUND			
Agency Support Program	\$ 0	\$ 0	\$ 0
Criminal Justice Support Program	0	0	0
Governor's Office of Highway Safety Program	0	234,400	0
Highway Patrol Program	0	12,832,900	0
TOTAL DEPARTMENT OF PUBLIC SAFETY STATE HIGHWAY FUND	<u>\$ 0</u>	<u>\$ 13,067,300</u>	<u>\$ 0</u>
DEPARTMENT OF PUBLIC SAFETY			
LAW ENFORCEMENT ALTERNATIVE FUEL VEHICLE FUND			
General Fund Transfer 2nd Special Session Chapter 4	\$ 0	\$ 0	\$ 0
TOTAL DEPARTMENT OF PUBLIC SAFETY LAW ENFORCEMENT ALTERNATIVE FUEL VEHICLE FUND	<u>\$ 0</u>	<u>\$ 0</u>	<u>\$ 0</u>
TOTAL PROTECTION AND SAFETY	<u>\$ 1,122,860</u>	<u>\$ 79,193,900</u>	<u>\$ 0</u>
TRANSPORTATION			
DEPARTMENT OF TRANSPORTATION			
STATE AVIATION FUND			
Aeronautics Division - Operating Lump Sum Appropriation	\$ 0	\$ 1,793,100	\$ 0
Airport Planning and Development FY01 - 02	0	0	10,667,000
Airport Planning and Development FY00 - 01	2,254,554	0	0
Building Renewal FY00 - 01	56,100	0	0
Administrative Adjustments	0	0	0
TOTAL DEPARTMENT OF TRANSPORTATION STATE AVIATION FUND	<u>\$ 2,310,654</u>	<u>\$ 1,793,100</u>	<u>\$ 10,667,000</u>

SUPPLEMENTAL APPROPRIATIONS, MID-YEAR REVERSIONS AND ADJUSTMENTS	NET APPROPRIATIONS	EXPENDITURES	LAPSED APPROPRIATION AUTHORITY	JUNE 30, 2002 CONTINUING APPROPRIATION AUTHORITY
690,900	690,900	690,900	0	0
947,100	12,007,300	12,007,300	0	0
800	527,100	392,207	134,893	0
<u>\$ 1,810,400</u>	<u>\$ 13,396,900</u>	<u>\$ 13,262,007</u>	<u>\$ 134,893</u>	<u>\$ 0</u>
<u>\$ 259,200</u>	<u>\$ 1,014,600</u>	<u>\$ 1,014,600</u>	<u>\$ 0</u>	<u>\$ 0</u>
<u>\$ 259,200</u>	<u>\$ 1,014,600</u>	<u>\$ 1,014,600</u>	<u>\$ 0</u>	<u>\$ 0</u>
\$ 2,001,900	\$ 2,001,900	\$ 2,001,900	\$ 0	\$ 0
2,002,600	2,002,600	2,002,600	0	0
500	234,900	234,900	0	0
8,177,300	21,010,200	21,010,200	0	0
<u>\$ 12,182,300</u>	<u>\$ 25,249,600</u>	<u>\$ 25,249,600</u>	<u>\$ 0</u>	<u>\$ 0</u>
<u>\$ 156,000</u>	<u>\$ 156,000</u>	<u>\$ 156,000</u>	<u>\$ 0</u>	<u>\$ 0</u>
<u>\$ 156,000</u>	<u>\$ 156,000</u>	<u>\$ 156,000</u>	<u>\$ 0</u>	<u>\$ 0</u>
<u>\$ 34,326,989</u>	<u>\$ 114,643,749</u>	<u>\$ 110,950,869</u>	<u>\$ 2,778,406</u>	<u>\$ 914,474</u>
\$ (54,600)	\$ 1,738,500	\$ 1,729,670	\$ 8,830	\$ 0
0	10,667,000	7,257,898	0	3,409,102
0	2,254,554	2,254,554	0	0
0	56,100	35,580	0	20,520
47,946	47,946	47,946	0	0
<u>\$ (6,654)</u>	<u>\$ 14,764,100</u>	<u>\$ 11,325,648</u>	<u>\$ 8,830</u>	<u>\$ 3,429,622</u>

**STATE OF ARIZONA
SPECIAL REVENUE FUNDS
STATEMENT OF EXPENDITURES - APPROPRIATION TO ACTUAL
BUDGETARY (LEGAL) BASIS
FOR THE YEAR ENDED JUNE 30, 2002**

	<u>JULY 1, 2001 CONTINUING APPROPRIATION AUTHORITY</u>	<u>GENERAL APPROPRIATIONS</u>	<u>CAPITAL OUTLAY APPROPRIATIONS</u>
DEPARTMENT OF TRANSPORTATION			
AIR QUALITY FUND			
Operating Lump Sum Appropriation	\$ 0	\$ 48,000	\$ 0
TOTAL DEPARTMENT OF TRANSPORTATION AIR QUALITY FUND	<u>\$ 0</u>	<u>\$ 48,000</u>	<u>\$ 0</u>
 DEPARTMENT OF TRANSPORTATION			
STATE HIGHWAY FUND			
Administration - Operating Lump Sum Appropriation	\$ 0	\$ 57,677,300	\$ 0
Highways - Operating Lump Sum Appropriation	0	45,792,100	0
MVD - Operating Lump Sum Appropriation FY00 - 01	2,702,574	0	0
Highway Maintenance Lump Sum Appropriation	2,398,708	0	0
Highway Maintenance Lump Sum Appropriation	0	94,198,100	0
Motor Vehicle Division Lump Sum Appropriation	0	77,227,600	0
Highway Construction FY01 - 02	0	0	278,020,800
Highway Construction FY00 - 01	38,920,482	0	0
Department of Public Safety Transfer	0	0	0
Building Renewal FY01 - 02	0	0	2,740,900
Building Renewal FY00 - 01	1,461,261	0	0
North Phoenix Maintenance Yard	1,573,575	0	0
Cottonwood Motor Vehicle Department Svc Ctr FY00 - 01	1,000,000	0	0
Cottonwood Motor Vehicle Department Svc Ctr FY99 - 00	84,902	0	0
Glendale Motor Vehicle Department Svc Center FY00 - 01	2,099,875	0	0
Glendale Motor Vehicle Department Svc Center FY99 - 00	56,185	0	0
Spreader Racks	23,236	0	0
De-Icer Buildings FY01- 02	0	0	800,000
De-Icer Buildings FY00 - 01	432	0	0
Vehicle Wash Buildings	0	0	554,000
Vehicle Wash Racks	3,285	0	0
Asphalt Tank Replacement FY00 - 01	136,100	0	0
Asphalt Tank Replacement FY99 - 00	4,514	0	0
Douglas Motor Vehicle Department Svc Center FY00 - 01	1,117,752	0	0
Payson Motor Vehicle Department Svc Center FY01 - 02	0	0	856,000
Payson Motor Vehicle Department Svc Center FY00 - 01	47,871	0	0
Fire System Upgrades	124,778	0	0
Liquid De-Icer Storage Tanks FY00 - 01	124,353	0	0
Motor Vehicle Division Central Arizona Port New Trailers	14,706	0	0
Needle Mountain Maintenance Yard	1	0	0
Safety Barrier Wall	42,521	0	0
Plate To Owner	706,727	0	0
Methane Extraction Unit	104,784	0	0
North Central Regional Motor Vehicle Div Svc Ctr FY98 - 99	6,852	0	0
Southeast Regional Motor Vehicle Div Svc Ctr FY98 - 99	78	0	0
Underground Storage Tanks Upgrades FY98 - 99	2,977	0	0
Special Projects FY98 - 99	30,868	0	0

SUPPLEMENTAL APPROPRIATIONS, MID-YEAR REVERSIONS AND ADJUSTMENTS	NET APPROPRIATIONS	EXPENDITURES	LAPSED APPROPRIATION AUTHORITY	JUNE 30, 2002 CONTINUING APPROPRIATION AUTHORITY
\$ 100	\$ 48,100	\$ 48,000	\$ 100	\$ 0
<u>\$ 100</u>	<u>\$ 48,100</u>	<u>\$ 48,000</u>	<u>\$ 100</u>	<u>\$ 0</u>
\$ (1,346,000)	\$ 56,331,300	\$ 55,666,671	\$ 664,629	\$ 0
(1,610,900)	44,181,200	43,462,040	719,160	0
0	2,702,574	798,954	1,203,798	699,822
0	2,398,708	2,398,451	0	257
(3,822,200)	90,375,900	86,854,031	0	3,521,869
(1,422,000)	75,805,600	75,348,687	456,913	0
69,942,200	347,963,000	295,171,986	0	52,791,014
0	38,920,482	38,920,482	0	0
25,017,100	25,017,100	25,017,100	0	0
(1,164,500)	1,576,400	663,441	0	912,959
0	1,461,261	1,080,738	0	380,523
0	1,573,575	1,423,655	0	149,920
0	1,000,000	933,485	0	66,515
0	84,902	80,710	0	4,192
0	2,099,875	1,741,403	0	358,472
0	56,185	37,725	0	18,460
(15,702)	7,534	7,534	0	0
(600,000)	200,000	10,926	0	189,074
(432)	0	0	0	0
(554,000)	0	0	0	0
(3,285)	0	0	0	0
0	136,100	136,100	0	0
0	4,514	4,513	0	1
0	1,117,752	382,517	0	735,235
0	856,000	0	0	856,000
0	47,871	3,733	0	44,138
0	124,778	78,591	0	46,187
0	124,353	122,872	0	1,481
0	14,706	13,890	0	816
(1)	0	0	0	0
(2,738)	39,783	39,783	0	0
0	706,727	631,657	0	75,070
0	104,784	41,669	0	63,115
(1,287)	5,565	5,565	0	0
(78)	0	0	0	0
0	2,977	2,977	0	0
0	30,868	0	0	30,868

**STATE OF ARIZONA
SPECIAL REVENUE FUNDS
STATEMENT OF EXPENDITURES - APPROPRIATION TO ACTUAL
BUDGETARY (LEGAL) BASIS
FOR THE YEAR ENDED JUNE 30, 2002**

	JULY 1, 2001 CONTINUING APPROPRIATION AUTHORITY	GENERAL APPROPRIATIONS	CAPITAL OUTLAY APPROPRIATIONS
Transportation Research FY98 - 99	200,000	0	0
Douglas Maintenance Yard Admin Adjustment FY90 - 91	2,000	0	0
Equipment Racks	0	0	280,000
Holbrook Maintenance Yard Sewer System	0	0	257,000
Marana Motor Vehicle Division Service Center	0	0	1,092,000
Motor Vehicle Division Electronic Certificate of Title System	0	0	0
Motor Vehicle Division Fuel Dispenser Labels	0	0	0
Motor Vehicle Division One Time Trailer Fees Implementation	0	0	0
Motor Vehicle Division Security Enhancement Issues	0	2,750,400	0
Sign and Supply Warehouses	0	0	708,000
Office of Highway Safety Transfer	0	0	0
Surprise Motor Vehicle Division Service Center	0	0	2,253,000
Tucson Lab Expansion	0	0	160,000
West Phoenix Motor Vehicle Division Service Center	0	0	1,331,000
Asbestos and Lead Inspections	0	0	700,000
Administrative Adjustments	0	0	0
TOTAL DEPARTMENT OF TRANSPORTATION STATE HIGHWAY FUND	\$ 52,991,397	\$ 277,645,500	\$ 289,752,700

DEPARTMENT OF TRANSPORTATION

**SAFETY ENFORCEMENT AND TRANSPORTATION
INFRASTRUCTURE FUND**

Highway Maintenance - Operating Lump Sum Appropriation	\$ 0	\$ 0	\$ 0
Motor Vehicle Division - Operating Lump Sum Appropriation	0	1,252,800	0
Motor Vehicle Division Nogales Port Facility FY00 - 01	998,676	0	0
Motor Vehicle Division Nogales Port Facility FY99 - 00	1,509,931	0	0
Modular Trailer Operating Expenses	31,219	0	0
Nogales Port of Entry	570,625	0	0
Arizona - Mexico Border Points FY97 - 98	100,841	0	0
Safety Enforcement and Infrastructure Fund Transfer to DPS	0	0	0
TOTAL DEPARTMENT OF TRANSPORTATION SAFETY ENFORCEMENT AND TRANSPORTATION INFRASTRUCTURE FUND	\$ 3,211,292	\$ 1,252,800	\$ 0

DEPARTMENT OF TRANSPORTATION

VEHICLE INSPECTION AND TITLE ENFORCEMENT FUND

Motor Vehicle Division - Operating Lump Sum Appropriation	\$ 0	\$ 980,300	\$ 0
Administrative Adjustments	0	0	0
TOTAL DEPARTMENT OF TRANSPORTATION VEHICLE INSPECTION AND TITLE ENFORCEMENT FUND	\$ 0	\$ 980,300	\$ 0

SUPPLEMENTAL APPROPRIATIONS, MID-YEAR REVERSIONS AND ADJUSTMENTS	NET APPROPRIATIONS	EXPENDITURES	LAPSED APPROPRIATION AUTHORITY	JUNE 30, 2002 CONTINUING APPROPRIATION AUTHORITY
(200,000)	0	0	0	0
0	2,000	0	0	2,000
(280,000)	0	0	0	0
0	257,000	18,701	0	238,299
(1,092,000)	0	0	0	0
277,950	277,950	17,838	0	260,112
5,000	5,000	4,903	97	0
180,000	180,000	135,715	0	44,285
(500,000)	2,250,400	75,938	0	2,174,462
(708,000)	0	0	0	0
232,500	232,500	232,500	0	0
(2,253,000)	0	0	0	0
(160,000)	0	0	0	0
0	1,331,000	47,973	0	1,283,027
0	700,000	0	0	700,000
1,189,615	1,189,615	1,189,615	0	0
\$ 81,108,242	\$ 701,497,839	\$ 632,805,069	\$ 3,044,597	\$ 65,648,173

\$ 500,000	\$ 500,000	\$ 500,000	\$ 0	\$ 0
502,000	1,754,800	1,438,435	316,365	0
0	998,676	6,379	0	992,297
0	1,509,931	110,203	0	1,399,728
0	31,219	8,684	0	22,535
0	570,625	552,993	0	17,632
0	100,841	100,272	0	569
1,014,600	1,014,600	1,014,600	0	0
\$ 2,016,600	\$ 6,480,692	\$ 3,731,566	\$ 316,365	\$ 2,432,761

\$ 1,800	\$ 982,100	\$ 882,868	\$ 99,232	\$ 0
67,322	67,322	67,322	0	0
\$ 69,122	\$ 1,049,422	\$ 950,190	\$ 99,232	\$ 0

**STATE OF ARIZONA
SPECIAL REVENUE FUNDS
STATEMENT OF EXPENDITURES - APPROPRIATION TO ACTUAL
BUDGETARY (LEGAL) BASIS
FOR THE YEAR ENDED JUNE 30, 2002**

	JULY 1, 2001 CONTINUING APPROPRIATION AUTHORITY	GENERAL APPROPRIATIONS	CAPITAL OUTLAY APPROPRIATIONS
DEPARTMENT OF TRANSPORTATION			
MOTOR VEHICLE LIABILITY INSURANCE ENFORCEMENT FUND			
Motor Vehicle Division - Operating Lump Sum Appropriation	\$ 0	\$ 1,020,700	\$ 0
TOTAL DEPARTMENT OF TRANSPORTATION MOTOR VEHICLE LIABILITY INSURANCE ENFORCEMENT FUND	\$ 0	\$ 1,020,700	\$ 0
 DEPARTMENT OF TRANSPORTATION			
HIGHWAY USER REVENUE FUND			
Department of Public Safety Fund Shift from HURF	\$ 0	\$ 0	\$ 0
HURF Transfer to DPS for Personnel and Operating	0	0	0
HURF Transfer to DPS for Overtime	0	0	0
HURF Transfer to DPS for Highway Patrol Vehicles	0	0	0
TOTAL DEPARTMENT OF TRANSPORTATION HIGHWAY USER REVENUE FUND	\$ 0	\$ 0	\$ 0
 TOTAL TRANSPORTATION	 \$ 58,513,343	 \$ 282,740,400	 \$ 300,419,700
 NATURAL RESOURCES			
 ARIZONA GAME AND FISH DEPARTMENT			
GAME AND FISH FUND			
Operating Lump Sum Appropriation	\$ 0	\$ 17,377,400	\$ 0
Pittman - Robertson/Dingell - Johnson Act	0	2,708,000	0
Performance Based Incentives Program FY01 - 02	0	300,000	0
Performance Based Incentives Program FY00 - 01	13	0	0
Performance Based Incentives Program FY97 - 98	6,571	0	0
Building Renewal FY01 - 02	0	0	307,600
Building Renewal FY00 - 01	265,117	0	0
Building Renewal FY99 - 00	9,067	0	0
Building Renewal FY96 - 97	1	0	0
Facilities Improvements FY01 - 02	0	0	170,000
Facilities Improvements FY00 - 01	143,267	0	0
Facilities Improvements FY99 - 00	82,633	0	0
Facilities Improvements FY98 - 99	10,788	0	0
Shooting Range Development FY01 - 02	0	0	100,000
Shooting Range Development FY00 - 01	44,600	0	0
Shooting Range Development FY99 - 00	50,000	0	0
Shooting Range Development FY98 - 99	11,930	0	0
Shooting Range Development FY97 - 98	2,048	0	0
Shooting Range Development FY96 - 97	10	0	0

SUPPLEMENTAL APPROPRIATIONS, MID-YEAR REVERSIONS AND ADJUSTMENTS	NET APPROPRIATIONS	EXPENDITURES	LAPSED APPROPRIATION AUTHORITY	JUNE 30, 2002 CONTINUING APPROPRIATION AUTHORITY
\$ 1,700	\$ 1,022,400	\$ 559,617	\$ 462,783	\$ 0
<u>\$ 1,700</u>	<u>\$ 1,022,400</u>	<u>\$ 559,617</u>	<u>\$ 462,783</u>	<u>\$ 0</u>
\$ 25,981,800	\$ 25,981,800	\$ 25,981,800	\$ 0	\$ 0
4,791,500	4,791,500	4,791,500	0	0
850,100	850,100	850,100	0	0
5,442,200	5,442,200	5,442,200	0	0
<u>\$ 37,065,600</u>	<u>\$ 37,065,600</u>	<u>\$ 37,065,600</u>	<u>\$ 0</u>	<u>\$ 0</u>
<u>\$ 120,254,710</u>	<u>\$ 761,928,153</u>	<u>\$ 686,485,690</u>	<u>\$ 3,931,907</u>	<u>\$ 71,510,556</u>
\$ 25,300	\$ 17,402,700	\$ 16,735,353	\$ 667,347	\$ 0
0	2,708,000	2,708,000	0	0
0	300,000	300,000	0	0
0	13	0	0	13
0	6,571	0	0	6,571
0	307,600	55,765	0	251,835
0	265,117	160,989	0	104,128
0	9,067	9,067	0	0
(1)	0	0	0	0
0	170,000	658	0	169,342
0	143,267	136,519	0	6,748
0	82,633	57,200	0	25,433
0	10,788	10,788	0	0
0	100,000	52,878	0	47,122
0	44,600	13,662	0	30,938
0	50,000	45,495	0	4,505
0	11,930	6,000	0	5,930
0	2,048	0	0	2,048
0	10	10	0	0

**STATE OF ARIZONA
SPECIAL REVENUE FUNDS
STATEMENT OF EXPENDITURES - APPROPRIATION TO ACTUAL
BUDGETARY (LEGAL) BASIS
FOR THE YEAR ENDED JUNE 30, 2002**

	JULY 1, 2001 CONTINUING APPROPRIATION AUTHORITY	GENERAL APPROPRIATIONS	CAPITAL OUTLAY APPROPRIATIONS
Flagstaff Shooting Range Development FY00 - 01	74,000	0	0
Flagstaff Shooting Range Development FY99 - 00	57,080	0	0
Flagstaff Shooting Range Planning FY98 - 99	14,260	0	0
Lease Purchase Payoff FY98 - 99	304,530	0	0
Lease Purchase Payoff FY96 - 97	268,301	0	0
Early Repayment 1993 COP	247,106	0	0
Administrative Adjustments	0	0	0
TOTAL ARIZONA GAME AND FISH DEPARTMENT GAME AND FISH FUND	\$ 1,591,322	\$ 20,385,400	\$ 577,600
 ARIZONA GAME AND FISH DEPARTMENT			
GAME AND FISH CAPITAL IMPROVEMENT FUND			
Expansion and Renovation Game and Fish Headquarters	\$ 0	\$ 0	\$ 500,000
Expansion and Renovation Game and Fish Headquarters	248,454	0	0
Pinetop Regional Office Expansion FY01 - 02	0	0	300,000
Pinetop Regional Office Expansion FY99 - 00	496,831	0	0
Mesa Office Expansion FY96 - 97	1,286	0	0
Deer Valley North Office Renovation FY95 - 96	13,977	0	0
Flagstaff Shooting Range Planning FY01 - 02	0	0	500,000
TOTAL ARIZONA GAME AND FISH DEPARTMENT GAME AND FISH CAPITAL IMPROVEMENT FUND	\$ 760,548	\$ 0	\$ 1,300,000
 ARIZONA GAME AND FISH DEPARTMENT			
WATERFOWL CONSERVATION FUND			
Waterfowl Conservation	\$ 0	\$ 43,500	\$ 0
Migratory Waterfowl Development FY01 - 02	0	0	100,000
Migratory Waterfowl Development FY00 - 01	100,000	0	0
Migratory Waterfowl Development FY99 - 00	100,000	0	0
Migratory Waterfowl Development FY98 - 99	89,312	0	0
Migratory Waterfowl Development FY97 - 98	89,700	0	0
Migration Waterfowl Habitat FY96 - 97	94,700	0	0
Migration Waterfowl Habitat FY95 - 96	36,250	0	0
Migration Waterfowl Habitat FY93 - 94	1,302	0	0
TOTAL ARIZONA GAME AND FISH DEPARTMENT WATERFOWL CONSERVATION FUND	\$ 511,264	\$ 43,500	\$ 100,000
 ARIZONA GAME AND FISH DEPARTMENT			
WATERCRAFT LICENSING FUND			
Operating Lump Sum Appropriation	\$ 0	\$ 1,811,700	\$ 0
Watercraft Reimbursement to Game and Fish Fund	0	500,000	0
W.C. Performance Based Incentives Program	0	46,800	0
Administrative Adjustments	0	0	0
TOTAL ARIZONA GAME AND FISH DEPARTMENT WATERCRAFT LICENSING FUND	\$ 0	\$ 2,358,500	\$ 0

SUPPLEMENTAL APPROPRIATIONS, MID-YEAR REVERSIONS AND ADJUSTMENTS	NET APPROPRIATIONS	EXPENDITURES	LAPSED APPROPRIATION AUTHORITY	JUNE 30, 2002 CONTINUING APPROPRIATION AUTHORITY
0	74,000	0	0	74,000
0	57,080	41,740	0	15,340
0	14,260	14,260	0	0
0	304,530	0	0	304,530
0	268,301	0	0	268,301
0	247,106	0	0	247,106
21,300	21,300	21,300	0	0
<u>\$ 46,599</u>	<u>\$ 22,600,921</u>	<u>\$ 20,369,684</u>	<u>\$ 667,347</u>	<u>\$ 1,563,890</u>
\$ 0	\$ 500,000	\$ 0	\$ 0	\$ 500,000
0	248,454	36,121	0	212,333
0	300,000	300,000	0	0
0	496,831	496,831	0	0
0	1,286	1,286	0	0
0	13,977	13,758	0	219
0	500,000	5,694	0	494,306
<u>\$ 0</u>	<u>\$ 2,060,548</u>	<u>\$ 853,690</u>	<u>\$ 0</u>	<u>\$ 1,206,858</u>
\$ 0	\$ 43,500	\$ 18,098	\$ 25,402	\$ 0
0	100,000	0	0	100,000
0	100,000	0	0	100,000
0	100,000	0	0	100,000
0	89,312	0	0	89,312
0	89,700	0	0	89,700
0	94,700	0	0	94,700
0	36,250	35,036	0	1,214
0	1,302	0	0	1,302
<u>\$ 0</u>	<u>\$ 654,764</u>	<u>\$ 53,134</u>	<u>\$ 25,402</u>	<u>\$ 576,228</u>
\$ 2,700	\$ 1,814,400	\$ 1,601,352	\$ 213,048	\$ 0
0	500,000	500,000	0	0
0	46,800	46,798	0	2
755	755	755	0	0
<u>\$ 3,455</u>	<u>\$ 2,361,955</u>	<u>\$ 2,148,905</u>	<u>\$ 213,048</u>	<u>\$ 2</u>

See accompanying notes to financial statements

STATE OF ARIZONA
SPECIAL REVENUE FUNDS
STATEMENT OF EXPENDITURES - APPROPRIATION TO ACTUAL
BUDGETARY (LEGAL) BASIS
FOR THE YEAR ENDED JUNE 30, 2002

	JULY 1, 2001 CONTINUING APPROPRIATION AUTHORITY	GENERAL APPROPRIATIONS	CAPITAL OUTLAY APPROPRIATIONS
ARIZONA GAME AND FISH DEPARTMENT			
WILDLIFE ENDOWMENT FUND			
Wildlife Endowment	\$ 0	\$ 16,000	\$ 0
TOTAL ARIZONA GAME AND FISH DEPARTMENT WILDLIFE ENDOWMENT FUND	<u>\$ 0</u>	<u>\$ 16,000</u>	<u>\$ 0</u>
ARIZONA GAME AND FISH DEPARTMENT			
GAME, NON-GAME, FISH AND ENDANGERED SPECIES FUND			
Operating Lump Sum Appropriation	\$ 0	\$ 279,400	\$ 0
TOTAL ARIZONA GAME AND FISH DEPARTMENT GAME, NON-GAME, FISH AND ENDANGERED SPECIES FUND	<u>\$ 0</u>	<u>\$ 279,400</u>	<u>\$ 0</u>
STATE LAND DEPARTMENT			
ENVIRONMENTAL SPECIAL PLATE FUND			
Operating Lump Sum Appropriation	\$ 0	\$ 674,800	\$ 0
Administrative Adjustments	0	0	0
TOTAL STATE LAND DEPARTMENT ENVIRONMENTAL SPECIAL PLATE FUND	<u>\$ 0</u>	<u>\$ 674,800</u>	<u>\$ 0</u>
STATE LAND DEPARTMENT			
FIRE SUPPRESSION FUND			
Administrative Adjustments	\$ 0	\$ 0	\$ 0
TOTAL STATE LAND DEPARTMENT FIRE SUPPRESSION FUND	<u>\$ 0</u>	<u>\$ 0</u>	<u>\$ 0</u>
STATE LAND DEPARTMENT			
FEDERAL RECLAIM TRUST FUND			
General Fund Transfer 2nd Special Session Chapter 4	\$ 0	\$ 0	\$ 0
TOTAL STATE LAND DEPARTMENT FEDERAL RECLAIM TRUST FUND	<u>\$ 0</u>	<u>\$ 0</u>	<u>\$ 0</u>
ARIZONA STATE PARKS BOARD			
STATE PARKS ENHANCEMENT FUND			
Operating Lump Sum Appropriation	\$ 0	\$ 3,328,800	\$ 0
Kartchner Caverns Operating	0	787,300	0
Acquisition and Development	2,368,612	0	0
Administrative Adjustments	0	0	0
TOTAL ARIZONA STATE PARKS BOARD STATE PARKS ENHANCEMENT FUND	<u>\$ 2,368,612</u>	<u>\$ 4,116,100</u>	<u>\$ 0</u>

SUPPLEMENTAL APPROPRIATIONS, MID-YEAR REVERSIONS AND ADJUSTMENTS	NET APPROPRIATIONS	EXPENDITURES	LAPSED APPROPRIATION AUTHORITY	JUNE 30, 2002 CONTINUING APPROPRIATION AUTHORITY
\$ 0	\$ 16,000	\$ 0	\$ 16,000	\$ 0
<u>\$ 0</u>	<u>\$ 16,000</u>	<u>\$ 0</u>	<u>\$ 16,000</u>	<u>\$ 0</u>
\$ 500	\$ 279,900	\$ 158,567	\$ 121,333	\$ 0
<u>\$ 500</u>	<u>\$ 279,900</u>	<u>\$ 158,567</u>	<u>\$ 121,333</u>	<u>\$ 0</u>
\$ 200 228	\$ 675,000 228	\$ 564,011 228	\$ 110,989	\$ 0 0
<u>\$ 428</u>	<u>\$ 675,228</u>	<u>\$ 564,239</u>	<u>\$ 110,989</u>	<u>\$ 0</u>
\$ 10,291	\$ 10,291	\$ 10,291	\$ 0	\$ 0
<u>\$ 10,291</u>	<u>\$ 10,291</u>	<u>\$ 10,291</u>	<u>\$ 0</u>	<u>\$ 0</u>
\$ 500,000	\$ 500,000	\$ 500,000	\$ 0	\$ 0
<u>\$ 500,000</u>	<u>\$ 500,000</u>	<u>\$ 500,000</u>	<u>\$ 0</u>	<u>\$ 0</u>
\$ (62,900) 479,100 0 13,467	\$ 3,265,900 1,266,400 2,368,612 13,467	\$ 2,605,873 1,167,193 1,322,014 13,467	\$ 660,027 99,207 0 0	\$ 0 0 1,046,598 0
<u>\$ 429,667</u>	<u>\$ 6,914,379</u>	<u>\$ 5,108,547</u>	<u>\$ 759,234</u>	<u>\$ 1,046,598</u>

**STATE OF ARIZONA
SPECIAL REVENUE FUNDS
STATEMENT OF EXPENDITURES - APPROPRIATION TO ACTUAL
BUDGETARY (LEGAL) BASIS
FOR THE YEAR ENDED JUNE 30, 2002**

	<u>JULY 1, 2001 CONTINUING APPROPRIATION AUTHORITY</u>	<u>GENERAL APPROPRIATIONS</u>	<u>CAPITAL OUTLAY APPROPRIATIONS</u>
ARIZONA STATE PARKS BOARD			
LAW ENFORCEMENT AND BOATING SAFETY FUND			
Law Enforcement and Boat Safety	\$ 0	\$ 1,060,900	\$ 0
Administrative Adjustments	0	0	0
TOTAL ARIZONA STATE PARKS BOARD LAW ENFORCEMENT AND BOATING SAFETY FUND	<u>\$ 0</u>	<u>\$ 1,060,900</u>	<u>\$ 0</u>
ARIZONA STATE PARKS BOARD			
RESERVATION SURCHARGE REVOLVING FUND			
Reservation Surcharge Revolving Fund	\$ 0	\$ 250,000	\$ 0
TOTAL ARIZONA STATE PARKS BOARD RESERVATION SURCHARGE REVOLVING FUND	<u>\$ 0</u>	<u>\$ 250,000</u>	<u>\$ 0</u>
ARIZONA STATE PARKS BOARD			
STATE LAKE IMPROVEMENT FUND			
FY 91 Pass Through Grants	\$ 2,067,639	\$ 0	\$ 0
FY 90 Pass Through Grants	40,191	0	0
FY 89 Pass Through Grants	10,436	0	0
Land, Buildings and Improvement Control FY90 - 91	1,500	0	0
Land, Buildings and Improvement Control FY90 - 91	19,258	0	0
Land, Buildings and Improvement Control FY90 - 91	32,684	0	0
Land, Buildings and Improvement Control FY89 - 90	4,388	0	0
Land, Buildings and Improvement Control FY89 - 90	258,697	0	0
General Fund Transfer 2nd Special Session Chapter 4	0	0	0
TOTAL ARIZONA STATE PARKS BOARD STATE LAKE IMPROVEMENT FUND	<u>\$ 2,434,793</u>	<u>\$ 0</u>	<u>\$ 0</u>
DEPARTMENT OF WATER RESOURCES			
ARIZONA WATER BANKING FUND			
General Fund Transfer 2nd Special Session Chapter 4	\$ 0	\$ 0	\$ 0
TOTAL DEPARTMENT OF WATER RESOURCES ARIZONA WATER BANKING FUND	<u>\$ 0</u>	<u>\$ 0</u>	<u>\$ 0</u>
DEPARTMENT OF WATER RESOURCES			
AUGMENTATION AND CONSERVATION ASSISTANCE FUND			
General Fund Transfer 2nd Special Session Chapter 4	\$ 0	\$ 0	\$ 0
TOTAL DEPARTMENT OF WATER RESOURCES AUGMENTATION AND CONSERVATION ASSISTANCE FUND	<u>\$ 0</u>	<u>\$ 0</u>	<u>\$ 0</u>

SUPPLEMENTAL APPROPRIATIONS, MID-YEAR REVERSIONS AND ADJUSTMENTS	NET APPROPRIATIONS	EXPENDITURES	LAPSED APPROPRIATION AUTHORITY	JUNE 30, 2002 CONTINUING APPROPRIATION AUTHORITY
\$ 46,100	\$ 1,107,000	\$ 1,061,787	\$ 45,213	\$ 0
24,521	24,521	0	24,521	0
<u>\$ 70,621</u>	<u>\$ 1,131,521</u>	<u>\$ 1,061,787</u>	<u>\$ 69,734</u>	<u>\$ 0</u>
\$ 600	\$ 250,600	\$ 175,588	\$ 75,012	\$ 0
<u>\$ 600</u>	<u>\$ 250,600</u>	<u>\$ 175,588</u>	<u>\$ 75,012</u>	<u>\$ 0</u>
\$ 0	\$ 2,067,639	\$ 0	\$ 0	\$ 2,067,639
0	40,191	0	0	40,191
0	10,436	0	0	10,436
0	1,500	0	0	1,500
0	19,258	0	0	19,258
0	32,684	0	0	32,684
0	4,388	0	0	4,388
0	258,697	0	0	258,697
6,000,000	6,000,000	6,000,000	0	0
<u>\$ 6,000,000</u>	<u>\$ 8,434,793</u>	<u>\$ 6,000,000</u>	<u>\$ 0</u>	<u>\$ 2,434,793</u>
\$ 1,000,000	\$ 1,000,000	\$ 1,000,000	\$ 0	\$ 0
<u>\$ 1,000,000</u>	<u>\$ 1,000,000</u>	<u>\$ 1,000,000</u>	<u>\$ 0</u>	<u>\$ 0</u>
\$ 1,000,000	\$ 1,000,000	\$ 1,000,000	\$ 0	\$ 0
<u>\$ 1,000,000</u>	<u>\$ 1,000,000</u>	<u>\$ 1,000,000</u>	<u>\$ 0</u>	<u>\$ 0</u>


STATE OF ARIZONA
SPECIAL REVENUE FUNDS
STATEMENT OF EXPENDITURES - APPROPRIATION TO ACTUAL
BUDGETARY (LEGAL) BASIS
FOR THE YEAR ENDED JUNE 30, 2002

	<u>JULY 1, 2001 CONTINUING APPROPRIATION AUTHORITY</u>	<u>GENERAL APPROPRIATIONS</u>	<u>CAPITAL OUTLAY APPROPRIATIONS</u>
DEPARTMENT OF WATER RESOURCES			
DAM REPAIR FUND			
General Fund Transfer 2nd Special Session Chapter 4	\$ 0	\$ 0	\$ 0
TOTAL DEPARTMENT OF WATER RESOURCES DAM REPAIR FUND	<u>\$ 0</u>	<u>\$ 0</u>	<u>\$ 0</u>
TOTAL NATURAL RESOURCES	<u>\$ 7,666,539</u>	<u>\$ 29,184,600</u>	<u>\$ 1,977,600</u>
TOTAL SPECIAL REVENUE FUNDS	<u>\$ 147,883,215</u>	<u>\$ 704,031,600</u>	<u>\$ 331,097,200</u>

SUPPLEMENTAL APPROPRIATIONS, MID-YEAR REVERSIONS AND ADJUSTMENTS	NET APPROPRIATIONS	EXPENDITURES	LAPSED APPROPRIATION AUTHORITY	JUNE 30, 2002 CONTINUING APPROPRIATION AUTHORITY
\$ 199,800	\$ 199,800	\$ 199,800	\$ 0	\$ 0
<u>\$ 199,800</u>	<u>\$ 199,800</u>	<u>\$ 199,800</u>	<u>\$ 0</u>	<u>\$ 0</u>
<u>\$ 9,261,961</u>	<u>\$ 48,090,700</u>	<u>\$ 39,204,232</u>	<u>\$ 2,058,099</u>	<u>\$ 6,828,369</u>
<u>\$ 447,799,890</u>	<u>\$ 1,630,811,905</u>	<u>\$ 1,432,144,016</u>	<u>\$ 74,107,903</u>	<u>\$ 124,559,986</u>

**THIS PAGE INTENTIONALLY
LEFT BLANK**

ENTERPRISE & INTERNAL SERVICE



**THIS PAGE INTENTIONALLY
LEFT BLANK**

STATE OF ARIZONA
ENTERPRISE FUNDS
STATEMENT OF EXPENDITURES - APPROPRIATION TO ACTUAL
BUDGETARY (LEGAL) BASIS
FOR THE YEAR ENDED JUNE 30, 2002

	JULY 1, 2001 CONTINUING APPROPRIATION AUTHORITY	GENERAL APPROPRIATIONS	CAPITAL OUTLAY APPROPRIATIONS
STATE LOTTERY FUND			
ARIZONA STATE LOTTERY COMMISSION			
Operating Lump Sum Appropriation	\$ 0	\$ 7,032,700	\$ 0
Instant Tickets	0	4,433,000	0
Advertising	0	7,827,300	0
On-Line Vendor Fees	0	7,627,700	0
Retailer Commissions	0	20,720,000	0
Sales Incentive Program	0	50,000	0
Telecommunications	0	2,090,500	0
Compulsive Gambling Treatment and Information	0	500,000	0
Capital Projects FY01 - 02	0	0	34,700
Capital Projects FY00 - 01	20,795	0	0
Capital Projects FY99 - 00	13,132	0	0
Capital Projects FY98 - 99	3,132	0	0
Capital Projects FY97 - 98	1,209	0	0
Capital Projects FY96 - 97	5,990	0	0
ADA Building Modification	1,844	0	0
ADA Building Renewal	19,160	0	0
Building Renewal FY95 - 96	2,277	0	0
Building Renewal FY94 - 95	1,501	0	0
Building Renewal FY93 - 94	9,100	0	0
Building Renewal FY92 - 93	595	0	0
General Fund Transfer 2nd Special Session Chapter 4	0	0	0
Administrative Adjustments	0	0	0
TOTAL ARIZONA STATE LOTTERY COMMISSION	<u>\$ 78,735</u>	<u>\$ 50,281,200</u>	<u>\$ 34,700</u>
DEPARTMENT OF COMMERCE			
CEDC Commission	\$ 0	\$ 249,700	\$ 0
TOTAL DEPARTMENT OF COMMERCE	<u>\$ 0</u>	<u>\$ 249,700</u>	<u>\$ 0</u>
TOTAL STATE LOTTERY FUND	<u>\$ 78,735</u>	<u>\$ 50,530,900</u>	<u>\$ 34,700</u>
ARIZONA EXPOSITION AND STATE FAIR FUND			
ARIZONA EXPOSITION AND STATE FAIR BOARD			
Operating Lump Sum Appropriation	\$ 0	\$ 14,920,900	\$ 0
Building Renewal FY01 - 02	0	0	1,147,100
Building Renewal FY00 - 01	1,043,002	0	0
Building Renewal FY99 - 00	862,140	0	0
Building Renewal FY98 - 99	963,800	0	0
Building Renewal FY97 - 98	902,900	0	0

See accompanying notes to financial statements

SUPPLEMENTAL APPROPRIATIONS, MID-YEAR REVERSIONS AND ADJUSTMENTS	NET APPROPRIATIONS	EXPENDITURES	LAPSED APPROPRIATION AUTHORITY	JUNE 30, 2002 CONTINUING APPROPRIATION AUTHORITY
\$ 12,800	\$ 7,045,500	\$ 6,821,632	\$ 223,868	\$ 0
(575,000)	3,858,000	3,582,442	275,558	0
0	7,827,300	6,128,020	1,699,280	0
0	7,627,700	7,543,462	84,238	0
0	20,720,000	19,763,212	956,788	0
0	50,000	21,808	28,192	0
575,000	2,665,500	2,596,893	68,607	0
0	500,000	455,870	44,130	0
0	34,700	0	0	34,700
0	20,795	14,223	0	6,572
0	13,132	13,132	0	0
0	3,132	0	0	3,132
0	1,209	0	0	1,209
0	5,990	0	5,990	0
0	1,844	0	1,844	0
0	19,160	0	19,160	0
0	2,277	0	0	2,277
0	1,501	0	0	1,501
0	9,100	0	0	9,100
0	595	0	0	595
2,498,000	2,498,000	2,498,000	0	0
709,674	709,674	709,674	0	0
<u>\$ 3,220,474</u>	<u>\$ 53,615,109</u>	<u>\$ 50,148,368</u>	<u>\$ 3,407,655</u>	<u>\$ 59,086</u>
<u>\$ 300</u>	<u>\$ 250,000</u>	<u>\$ 237,729</u>	<u>\$ 12,271</u>	<u>\$ 0</u>
<u>\$ 300</u>	<u>\$ 250,000</u>	<u>\$ 237,729</u>	<u>\$ 12,271</u>	<u>\$ 0</u>
<u>\$ 3,220,774</u>	<u>\$ 53,865,109</u>	<u>\$ 50,386,097</u>	<u>\$ 3,419,926</u>	<u>\$ 59,086</u>
\$ 19,400	\$ 14,940,300	\$ 11,653,682	\$ 3,286,618	\$ 0
0	1,147,100	105,922	0	1,041,178
0	1,043,002	13,337	0	1,029,665
0	862,140	0	0	862,140
0	963,800	0	0	963,800
0	902,900	0	0	902,900

See accompanying notes to financial statements

**STATE OF ARIZONA
ENTERPRISE FUNDS
STATEMENT OF EXPENDITURES - APPROPRIATION TO ACTUAL
BUDGETARY (LEGAL) BASIS
FOR THE YEAR ENDED JUNE 30, 2002**

	JULY 1, 2001 CONTINUING APPROPRIATION AUTHORITY	GENERAL APPROPRIATIONS	CAPITAL OUTLAY APPROPRIATIONS
Building Renewal FY96 - 97	721,500	0	0
Building Renewal FY95 - 96	673,200	0	0
Administrative Adjustments	0	0	0
TOTAL ARIZONA EXPOSITION AND STATE FAIR BOARD	\$ 5,166,542	\$ 14,920,900	\$ 1,147,100
TOTAL ARIZONA EXPOSITION AND STATE FAIR FUND	\$ 5,166,542	\$ 14,920,900	\$ 1,147,100
ARIZONA HEALTH CARE COST CONTAINMENT SYSTEM DONATIONS FUND			
ARIZONA HEALTH CARE COST CONTAINMENT SYSTEM			
Healthcare Group Administration	\$ 0	\$ 1,328,500	\$ 0
Administrative Adjustments	0	0	0
TOTAL ARIZONA HEALTH CARE COST CONTAINMENT SYSTEM	\$ 0	\$ 1,328,500	\$ 0
OFFICE OF ADMINISTRATIVE HEARINGS			
Operating Lump Sum Appropriation	\$ 0	\$ 13,800	\$ 0
TOTAL OFFICE OF ADMINISTRATIVE HEARINGS	\$ 0	\$ 13,800	\$ 0
TOTAL ARIZONA HEALTH CARE COST CONTAINMENT SYSTEM DONATIONS FUND	\$ 0	\$ 1,342,300	\$ 0
STATE HOME FOR VETERANS' TRUST FUND			
DEPARTMENT OF VETERANS' SERVICES			
Veterans' Home Operating Lump Sum Appropriation	\$ 0	\$ 9,873,300	\$ 0
Veterans' Home Contingency	24,149	0	0
Administrative Adjustments	0	0	0
TOTAL DEPARTMENT OF VETERANS' SERVICES	\$ 24,149	\$ 9,873,300	\$ 0
TOTAL STATE HOME FOR VETERANS' TRUST FUND	\$ 24,149	\$ 9,873,300	\$ 0
TOTAL APPROPRIATED ENTERPRISE FUNDS	\$ 5,269,426	\$ 76,667,400	\$ 1,181,800

See accompanying notes to financial statements

SUPPLEMENTAL APPROPRIATIONS, MID-YEAR REVERSIONS AND ADJUSTMENTS	NET APPROPRIATIONS	EXPENDITURES	LAPSED APPROPRIATION AUTHORITY	JUNE 30, 2002 CONTINUING APPROPRIATION AUTHORITY
0	721,500	0	0	721,500
0	673,200	0	0	673,200
146	146	146	0	0
<u>\$ 19,546</u>	<u>\$ 21,254,088</u>	<u>\$ 11,773,087</u>	<u>\$ 3,286,618</u>	<u>\$ 6,194,383</u>
<u>\$ 19,546</u>	<u>\$ 21,254,088</u>	<u>\$ 11,773,087</u>	<u>\$ 3,286,618</u>	<u>\$ 6,194,383</u>
\$ 1,500	\$ 1,330,000	\$ 930,130	\$ 399,870	\$ 0
2,385	2,385	2,385	0	0
<u>\$ 3,885</u>	<u>\$ 1,332,385</u>	<u>\$ 932,515</u>	<u>\$ 399,870</u>	<u>\$ 0</u>
\$ 0	\$ 13,800	\$ 8,803	\$ 4,997	\$ 0
\$ 0	\$ 13,800	\$ 8,803	\$ 4,997	\$ 0
<u>\$ 3,885</u>	<u>\$ 1,346,185</u>	<u>\$ 941,318</u>	<u>\$ 404,867</u>	<u>\$ 0</u>
\$ 23,400	\$ 9,896,700	\$ 9,822,770	\$ 73,930	\$ 0
0	24,149	12,894	0	11,255
195,198	195,198	195,198	0	0
<u>\$ 218,598</u>	<u>\$ 10,116,047</u>	<u>\$ 10,030,862</u>	<u>\$ 73,930</u>	<u>\$ 11,255</u>
<u>\$ 218,598</u>	<u>\$ 10,116,047</u>	<u>\$ 10,030,862</u>	<u>\$ 73,930</u>	<u>\$ 11,255</u>
<u>\$ 3,462,803</u>	<u>\$ 86,581,429</u>	<u>\$ 73,131,364</u>	<u>\$ 7,185,341</u>	<u>\$ 6,264,724</u>

See accompanying notes to financial statements

**STATE OF ARIZONA
INTERNAL SERVICES FUND
STATEMENT OF EXPENDITURES - APPROPRIATION TO ACTUAL
BUDGETARY (LEGAL) BASIS
FOR THE YEAR ENDED JUNE 30, 2002**

	JULY 1, 2001 CONTINUING APPROPRIATION AUTHORITY	GENERAL APPROPRIATIONS	CAPITAL OUTLAY APPROPRIATIONS	
DEPARTMENT OF ADMINISTRATION				
MOTOR VEHICLE POOL REVOLVING FUND				
Operating Lump Sum Appropriation	\$ 0	\$ 12,513,400	\$ 0	\$
Public Alternative Fuels Refuel Station	2,736	0	0	
General Fund Transfer 2nd Special Session Chapter 4	0	0	0	
Administrative Adjustments	0	0	0	
TOTAL DEPARTMENT OF ADMINISTRATION MOTOR VEHICLE POOL REVOLVING FUND	<u>\$ 2,736</u>	<u>\$ 12,513,400</u>	<u>\$ 0</u>	<u>\$</u>
DEPARTMENT OF ADMINISTRATION				
RISK MANAGEMENT FUND				
Operating Lump Sum Appropriation	\$ 0	\$ 7,066,100	\$ 0	\$
Attorney General Defense - Risk Management	0	6,955,700	0	
Special Lines Lump Sum Appropriation	0	38,549,000	0	
Insurance Premiums	0	6,910,400	0	
Workers Comp Losses and Related Expenditures	0	21,254,200	0	
Administrative Adjustments	0	0	0	
TOTAL DEPARTMENT OF ADMINISTRATION RISK MANAGEMENT FUND	<u>\$ 0</u>	<u>\$ 80,735,400</u>	<u>\$ 0</u>	<u>\$</u>
DEPARTMENT OF ADMINISTRATION				
PERSONNEL DIVISION FUND				
Operating Lump Sum Appropriation FY01 - 02	\$ 0	\$ 7,629,000	\$ 0	\$
Classification Pilot Program	122,454	0	0	
HB1464 Personnel Reform	273,045	0	0	
HRMS Lapsing End of FY 2003	0	1,702,900	0	
HRMS Lapsing End of FY 2004	0	2,900,000	0	
Administrative Adjustments	0	0	0	
TOTAL DEPARTMENT OF ADMINISTRATION PERSONNEL DIVISION FUND	<u>\$ 395,499</u>	<u>\$ 12,231,900</u>	<u>\$ 0</u>	<u>\$</u>
DEPARTMENT OF ADMINISTRATION				
FEDERAL SURPLUS MATERIALS REVOLVING FUND				
Operating Lump Sum Appropriation	\$ 0	\$ 290,200	\$ 0	\$
Administrative Adjustments	0	0	0	
TOTAL DEPARTMENT OF ADMINISTRATION FEDERAL SURPLUS MATERIALS REVOLVING FUND	<u>\$ 0</u>	<u>\$ 290,200</u>	<u>\$ 0</u>	<u>\$</u>
DEPARTMENT OF ADMINISTRATION				
STATE SURPLUS MATERIALS REVOLVING FUND				
Operating Lump Sum Appropriation	\$ 0	\$ 3,977,000	\$ 0	\$
Administrative Adjustments	0	0	0	
TOTAL DEPARTMENT OF ADMINISTRATION STATE SURPLUS MATERIALS REVOLVING FUND	<u>\$ 0</u>	<u>\$ 3,977,000</u>	<u>\$ 0</u>	<u>\$</u>

See accompanying notes to financial statements

SUPPLEMENTAL APPROPRIATIONS , MID-YEAR REVERSIONS AND ADJUSTMENTS	NET APPROPRIATIONS	EXPENDITURES	LAPSED APPROPRIATION AUTHORITY	JUNE 30, 2002 CONTINUING APPROPRIATION AUTHORITY
27,700	\$ 12,541,100	\$ 6,162,393	\$ 6,378,707	\$ 0
0	2,736	320	0	2,416
3,000,000	3,000,000	3,000,000	0	0
1,549,801	1,549,801	1,549,801	0	0
<u>4,577,501</u>	<u>\$ 17,093,637</u>	<u>\$ 10,712,514</u>	<u>\$ 6,378,707</u>	<u>\$ 2,416</u>
329,000	\$ 7,395,100	\$ 6,899,931	\$ 495,169	\$ 0
0	6,955,700	6,902,700	53,000	0
0	38,549,000	37,838,323	710,677	0
0	6,910,400	6,539,255	371,145	0
110,900	21,365,100	18,503,875	2,861,225	0
45,118	45,118	45,118	0	0
<u>485,018</u>	<u>\$ 81,220,418</u>	<u>\$ 76,729,202</u>	<u>\$ 4,491,216</u>	<u>\$ 0</u>
(23,200)	\$ 7,605,800	\$ 6,896,054	\$ 709,746	\$ 0
0	122,454	0	0	122,454
0	273,045	0	0	273,045
0	1,702,900	1,685,160	17,740	0
0	2,900,000	2,900,000	0	0
197,625	197,625	197,625	0	0
<u>174,425</u>	<u>\$ 12,801,824</u>	<u>\$ 11,678,839</u>	<u>\$ 727,486</u>	<u>\$ 395,499</u>
0	\$ 290,200	\$ 80,954	\$ 209,246	\$ 0
418	418	418	0	0
<u>418</u>	<u>\$ 290,618</u>	<u>\$ 81,372</u>	<u>\$ 209,246</u>	<u>\$ 0</u>
19,500	\$ 3,996,500	\$ 2,647,356	\$ 1,349,144	\$ 0
160,823	160,823	160,823	0	0
<u>180,323</u>	<u>\$ 4,157,323</u>	<u>\$ 2,808,179</u>	<u>\$ 1,349,144</u>	<u>\$ 0</u>

See accompanying notes to financial statements

**STATE OF ARIZONA
INTERNAL SERVICES FUND
STATEMENT OF EXPENDITURES - APPROPRIATION TO ACTUAL
BUDGETARY (LEGAL) BASIS
FOR THE YEAR ENDED JUNE 30, 2002**

	JULY 1, 2001 CONTINUING APPROPRIATION AUTHORITY	GENERAL APPROPRIATIONS	CAPITAL OUTLAY APPROPRIATIONS	
DEPARTMENT OF ADMINISTRATION				
SPECIAL SERVICES REVOLVING FUND				
Operating Lump Sum Appropriation	\$ 0	\$ 260,400	\$ 0	\$
Administrative Adjustments	0	0	0	
TOTAL DEPARTMENT OF ADMINISTRATION SPECIAL SERVICES REVOLVING FUND	<u>\$ 0</u>	<u>\$ 260,400</u>	<u>\$ 0</u>	<u>\$</u>
DEPARTMENT OF ADMINISTRATION				
TECHNOLOGY AND TELECOMMUNICATIONS FUND				
Operating Lump Sum Appropriation	\$ 0	\$ 33,716,500	\$ 0	\$
Relief Bill Cash Transfer	0	0	0	
Administrative Adjustments	0	0	0	
TOTAL DEPARTMENT OF ADMINISTRATION TECHNOLOGY AND TELECOMMUNICATIONS FUND	<u>\$ 0</u>	<u>\$ 33,716,500</u>	<u>\$ 0</u>	<u>\$</u>
DEPARTMENT OF ADMINISTRATION				
CONSTRUCTION INSURANCE FUND				
General Fund Transfer 2nd Special Session Chapter 4	\$ 0	\$ 0	\$ 0	\$
TOTAL DEPARTMENT OF ADMINISTRATION CONSTRUCTION INSURANCE FUND	<u>\$ 0</u>	<u>\$ 0</u>	<u>\$ 0</u>	<u>\$</u>
GOVERNMENT INFORMATION TECHNOLOGY AGENCY				
TECHNOLOGY AND TELECOMMUNICATIONS				
Operating Lump Sum Appropriation	\$ 0	\$ 2,393,500	\$ 0	\$
General Fund Transfer 2nd Special Session Chapter 4	0	0	0	
Administrative Adjustments	0	0	0	
TOTAL GOVERNMENT INFORMATION TECHNOLOGY AGENCY TECHNOLOGY AND TELECOMMUNICATIONS FUND	<u>\$ 0</u>	<u>\$ 2,393,500</u>	<u>\$ 0</u>	<u>\$</u>
DEPARTMENT OF TRANSPORTATION				
TRANSPORTATION DEPARTMENT EQUIPMENT FUND				
Operating Lump Sum Appropriation	\$ 0	\$ 32,803,000	\$ 0	\$
Equipment Service Transfer Out	0	0	0	
Administrative Adjustments	0	0	0	
TOTAL DEPARTMENT OF TRANSPORTATION TRANSPORTATION DEPARTMENT EQUIPMENT FUND	<u>\$ 0</u>	<u>\$ 32,803,000</u>	<u>\$ 0</u>	<u>\$</u>
ARIZONA STATE LIBRARY, ARCHIVES AND PUBLIC RECORDS				
RECORDS SERVICES FUND				
Operating Lump Sum Appropriation FY01 - 02	\$ 0	\$ 310,800	\$ 0	\$
Operating Lump Sum Appropriation FY00 - 01	189,093	0	0	

See accompanying notes to financial statements

SUPPLEMENTAL APPROPRIATIONS , MID-YEAR REVERSIONS AND ADJUSTMENTS	NET APPROPRIATIONS	EXPENDITURES	LAPSED APPROPRIATION AUTHORITY	JUNE 30, 2002 CONTINUING APPROPRIATION AUTHORITY
500	\$ 260,900	\$ 248,945	\$ 0	\$ 11,955
3,783	3,783	3,783	0	0
<u>4,283</u>	<u>\$ 264,683</u>	<u>\$ 252,728</u>	<u>\$ 0</u>	<u>\$ 11,955</u>
158,500	\$ 33,875,000	\$ 26,422,723	\$ 7,452,277	\$ 0
511	511	511	0	0
3,341,507	3,341,507	3,341,507	0	0
<u>3,500,518</u>	<u>\$ 37,217,018</u>	<u>\$ 29,764,741</u>	<u>\$ 7,452,277</u>	<u>\$ 0</u>
600,000	\$ 600,000	\$ 0	\$ 600,000	\$ 0
<u>600,000</u>	<u>\$ 600,000</u>	<u>\$ 0</u>	<u>\$ 600,000</u>	<u>\$ 0</u>
2,200	\$ 2,395,700	\$ 2,133,471	\$ 262,229	\$ 0
500,000	500,000	500,000	0	0
137,916	137,916	137,916	0	0
<u>640,116</u>	<u>\$ 3,033,616</u>	<u>\$ 2,771,387</u>	<u>\$ 262,229</u>	<u>\$ 0</u>
25,700	\$ 32,828,700	\$ 31,227,251	\$ 1,601,449	\$ 0
1,088,800	1,088,800	1,088,800	0	0
1,556,464	1,556,464	1,556,464	0	0
<u>2,670,964</u>	<u>\$ 35,473,964</u>	<u>\$ 33,872,515</u>	<u>\$ 1,601,449</u>	<u>\$ 0</u>
600	\$ 311,400	\$ 212,996	\$ 0	\$ 98,404
0	189,093	0	0	189,093

See accompanying notes to financial statements

STATE OF ARIZONA
INTERNAL SERVICES FUND
STATEMENT OF EXPENDITURES - APPROPRIATION TO ACTUAL
BUDGETARY (LEGAL) BASIS
FOR THE YEAR ENDED JUNE 30, 2002

	JULY 1, 2001 CONTINUING APPROPRIATION AUTHORITY	GENERAL APPROPRIATIONS	CAPITAL OUTLAY APPROPRIATIONS	—
Operating Lump Sum Appropriation FY99 - 00	416,320	0	0	—
TOTAL ARIZONA STATE LIBRARY, ARCHIVES AND PUBLIC RECORDS RECORDS SERVICES FUND	\$ 605,413	\$ 310,800	\$ 0	\$
TOTAL APPROPRIATED INTERNAL SERVICES FUND	\$ 1,003,648	\$ 179,232,100	\$ 0	\$


See accompanying notes to financial statements

SUPPLEMENTAL APPROPRIATIONS , MID-YEAR REVERSIONS AND ADJUSTMENTS	NET APPROPRIATIONS	EXPENDITURES	LAPSED APPROPRIATION AUTHORITY	JUNE 30, 2002 CONTINUING APPROPRIATION AUTHORITY
<u>0</u>	<u>416,320</u>	<u>0</u>	<u>0</u>	<u>416,320</u>
<u>600</u>	<u>\$ 916,813</u>	<u>\$ 212,996</u>	<u>\$ 0</u>	<u>\$ 703,817</u>
<u>12,834,166</u>	<u>\$ 193,069,914</u>	<u>\$ 168,884,473</u>	<u>\$ 23,071,754</u>	<u>\$ 1,113,687</u>

See accompanying notes to financial statements

**THIS PAGE INTENTIONALLY
LEFT BLANK**

FIDUCIARY FUNDS



**THIS PAGE INTENTIONALLY
LEFT BLANK**

STATE OF ARIZONA
 FIDUCIARY FUNDS
 STATEMENT OF EXPENDITURES - APPROPRIATION TO ACTUAL
 BUDGETARY (LEGAL) BASIS
 FOR THE YEAR ENDED JUNE 30, 2002

	<u>JULY 1, 2001 CONTINUING APPROPRIATION AUTHORITY</u>	<u>GENERAL APPROPRIATIONS</u>	<u>CAPITAL OUTLAY APPROPRIATIONS</u>
GENERAL GOVERNMENT			
DEPARTMENT OF ADMINISTRATION			
STATE CHARITABLE, PENAL AND REFORMATORY INSTITUTIONS LAND FUND			
Statewide Prison Maintenance FY93 - 94	\$ 9,724	\$ 0	\$ 0
TOTAL DEPARTMENT OF ADMINISTRATION STATE CHARITABLE, PENAL AND REFORMATORY INSTITUTIONS LAND FUND	<u>\$ 9,724</u>	<u>\$ 0</u>	<u>\$ 0</u>
DEPARTMENT OF ADMINISTRATION			
LEASE-PURCHASE BUILDING OPERATING AND MAINTENANCE FUND			
Operating Lump Sum Appropriation	\$ 0	\$ 1,357,900	\$ 0
Administrative Adjustments	0	0	0
TOTAL DEPARTMENT OF ADMINISTRATION LEASE-PURCHASE BUILDING OPERATING AND MAINTENANCE FUND	<u>\$ 0</u>	<u>\$ 1,357,900</u>	<u>\$ 0</u>
DEPARTMENT OF ADMINISTRATION			
MINERS' HOSPITAL FUND			
Arizona Pioneers' Home Fire and Life Safety	\$ 240,935	\$ 0	\$ 0
Building Renewal Pioneers' Home	0	0	180,600
Arizona Pioneers' Home Plumbing Renovations	0	0	325,200
TOTAL DEPARTMENT OF ADMINISTRATION MINERS' HOSPITAL FUND	<u>\$ 240,935</u>	<u>\$ 0</u>	<u>\$ 505,800</u>
DEPARTMENT OF ADMINISTRATION			
CERTIFICATES OF PARTICIPATION FUND			
Sexually Violent Persons Facility	\$ 148,173	\$ 0	\$ 0
PLTO 1 Backfill Agency Relocations	0	0	50,000
PLTO 1 Project Management	0	0	162,400
General Fund Transfer 2nd Special Session Chapter 4	0	0	0
TOTAL DEPARTMENT OF ADMINISTRATION CERTIFICATES OF PARTICIPATION FUND	<u>\$ 148,173</u>	<u>\$ 0</u>	<u>\$ 212,400</u>
DEPARTMENT OF ADMINISTRATION			
SPECIAL EMPLOYEE HEALTH INSURANCE TRUST FUND			
Operating Lump Sum Appropriation	\$ 0	\$ 3,325,800	\$ 0
Administrative Adjustments	0	0	0
TOTAL DEPARTMENT OF ADMINISTRATION SPECIAL EMPLOYEE HEALTH INSURANCE TRUST FUND	<u>\$ 0</u>	<u>\$ 3,325,800</u>	<u>\$ 0</u>

See accompanying notes to financial statements

SUPPLEMENTAL APPROPRIATIONS, MID-YEAR REVERSIONS AND ADJUSTMENTS	NET APPROPRIATIONS	EXPENDITURES	LAPSED APPROPRIATION AUTHORITY	JUNE 30, 2002 CONTINUING APPROPRIATION AUTHORITY
\$ 0	\$ 9,724	\$ 0	\$ 0	\$ 9,724
<u>\$ 0</u>	<u>\$ 9,724</u>	<u>\$ 0</u>	<u>\$ 0</u>	<u>\$ 9,724</u>
\$ 5,700	\$ 1,363,600	\$ 1,297,090	\$ 66,510	\$ 0
15,542	15,542	15,542	0	0
<u>\$ 21,242</u>	<u>\$ 1,379,142</u>	<u>\$ 1,312,632</u>	<u>\$ 66,510</u>	<u>\$ 0</u>
\$ 0	\$ 240,935	\$ 174,972	\$ 0	\$ 65,963
(69,000)	111,600	21,545	0	90,055
0	325,200	196,257	0	128,943
<u>\$ (69,000)</u>	<u>\$ 677,735</u>	<u>\$ 392,774</u>	<u>\$ 0</u>	<u>\$ 284,961</u>
\$ 0	\$ 148,173	\$ 81,889	\$ 0	\$ 66,284
0	50,000	0	0	50,000
0	162,400	120,955	0	41,445
<u>3,600,000</u>	<u>3,600,000</u>	<u>3,600,000</u>	<u>0</u>	<u>0</u>
<u>\$ 3,600,000</u>	<u>\$ 3,960,573</u>	<u>\$ 3,802,844</u>	<u>\$ 0</u>	<u>\$ 157,729</u>
\$ 15,700	\$ 3,341,500	\$ 2,903,436	\$ 438,064	\$ 0
545,585	545,585	545,585	0	0
<u>\$ 561,285</u>	<u>\$ 3,887,085</u>	<u>\$ 3,449,021</u>	<u>\$ 438,064</u>	<u>\$ 0</u>

See accompanying notes to financial statements

STATE OF ARIZONA
 FIDUCIARY FUNDS
 STATEMENT OF EXPENDITURES - APPROPRIATION TO ACTUAL
 BUDGETARY (LEGAL) BASIS
 FOR THE YEAR ENDED JUNE 30, 2002

	JULY 1, 2001 CONTINUING APPROPRIATION AUTHORITY	GENERAL APPROPRIATIONS	CAPITAL OUTLAY APPROPRIATIONS
DEPARTMENT OF COMMERCE			
OIL OVERCHARGE FUND			
Oil Overcharge Administration	\$ 0	\$ 144,300	\$ 0
TOTAL DEPARTMENT OF COMMERCE OIL OVERCHARGE FUND	<u>\$ 0</u>	<u>\$ 144,300</u>	<u>\$ 0</u>
GOVERNMENT INFORMATION TECHNOLOGY AGENCY			
FEDERAL TEMPORARY ASSISTANCE FOR NEEDY FAMILIES BLOCK GRANT			
No Wrong Door	\$ 0	\$ 232,700	\$ 0
TOTAL GOVERNMENT INFORMATION TECHNOLOGY AGENCY FEDERAL TEMPORARY ASSISTANCE FOR NEEDY FAMILIES BLOCK GRANT	<u>\$ 0</u>	<u>\$ 232,700</u>	<u>\$ 0</u>
SUPREME COURT			
JUDICIAL COLLECTION ENHANCEMENT FUND			
Court Assistance	\$ 0	\$ 383,347	\$ 0
JCEF Arizona Court Automation Project	0	9,882,600	0
JCEF Assistance to Courts	0	2,308,053	0
Administrative Adjustments	0	0	0
TOTAL SUPREME COURT JUDICIAL COLLECTION ENHANCEMENT FUND	<u>\$ 0</u>	<u>\$ 12,574,000</u>	<u>\$ 0</u>
SENATE			
LEGISLATIVE, EXECUTIVE AND JUDICIAL PUBLIC BUILDINGS LAND FUND			
Public Buildings Land Earnings	\$ 7,681	\$ 0	\$ 0
TOTAL SENATE LEGISLATIVE, EXECUTIVE AND JUDICIAL PUBLIC BUILDINGS LAND FUND	<u>\$ 7,681</u>	<u>\$ 0</u>	<u>\$ 0</u>
LEGISLATIVE COUNCIL			
LEGISLATIVE, EXECUTIVE AND JUDICIAL PUBLIC BUILDINGS LAND FUND			
Old Capitol Building Repairs FY00 - 01	\$ 507,886	\$ 0	\$ 0
Old Capitol Building Repairs FY99 - 00	42,663	0	0
Old Capitol Building Repairs FY98 - 99	5,015	0	0
Old Capitol Building Repairs FY97 - 98	9,449	0	0
TOTAL LEGISLATIVE COUNCIL LEGISLATIVE, EXECUTIVE AND JUDICIAL PUBLIC BUILDINGS LAND FUND	<u>\$ 565,013</u>	<u>\$ 0</u>	<u>\$ 0</u>

See accompanying notes to financial statements

SUPPLEMENTAL APPROPRIATIONS, MID-YEAR REVERSIONS AND ADJUSTMENTS	NET APPROPRIATIONS	EXPENDITURES	LAPSED APPROPRIATION AUTHORITY	JUNE 30, 2002 CONTINUING APPROPRIATION AUTHORITY
\$ 200	\$ 144,500	\$ 117,008	\$ 27,492	\$ 0
<u>\$ 200</u>	<u>\$ 144,500</u>	<u>\$ 117,008</u>	<u>\$ 27,492</u>	<u>\$ 0</u>
\$ 0	\$ 232,700	\$ 0	\$ 232,700	\$ 0
<u>\$ 0</u>	<u>\$ 232,700</u>	<u>\$ 0</u>	<u>\$ 232,700</u>	<u>\$ 0</u>
\$ 500 0 0 489,264	\$ 383,847 9,882,600 2,308,053 489,264	\$ 30,639 5,956,386 2,063,097 489,264	\$ 353,208 3,926,214 244,956 0	\$ 0 0 0 0
<u>\$ 489,764</u>	<u>\$ 13,063,764</u>	<u>\$ 8,539,386</u>	<u>\$ 4,524,378</u>	<u>\$ 0</u>
\$ 0	\$ 7,681	\$ 7,681	\$ 0	\$ 0
<u>\$ 0</u>	<u>\$ 7,681</u>	<u>\$ 7,681</u>	<u>\$ 0</u>	<u>\$ 0</u>
\$ 0 0 0 0	\$ 507,886 42,663 5,015 9,449	\$ 478,172 42,663 5,015 9,449	\$ 0 0 0 0	\$ 29,714 0 0 0
<u>\$ 0</u>	<u>\$ 565,013</u>	<u>\$ 535,299</u>	<u>\$ 0</u>	<u>\$ 29,714</u>

See accompanying notes to financial statements

STATE OF ARIZONA
 FIDUCIARY FUNDS
 STATEMENT OF EXPENDITURES - APPROPRIATION TO ACTUAL
 BUDGETARY (LEGAL) BASIS
 FOR THE YEAR ENDED JUNE 30, 2002

	JULY 1, 2001 CONTINUING APPROPRIATION AUTHORITY	GENERAL APPROPRIATIONS	CAPITAL OUTLAY APPROPRIATIONS
STATE RETIREMENT SYSTEM			
STATE RETIREMENT SYSTEM ADMINISTRATION FUND			
Operating Lump Sum Appropriation	\$ 0	\$ 12,332,000	\$ 0
Public Employee Retirement Information System	0	9,000,000	0
Burke Retirement Fund	25,386	0	0
Automation Project Costs	369,630	0	0
Automated Systems Development - Prior Years	2,153	0	0
Health Insurance Subsidies	0	0	0
Health Insurance Subsidies	0	0	0
Supplemental Defined Contribution	0	0	0
Administrative Adjustments	0	0	0
TOTAL STATE RETIREMENT SYSTEM STATE RETIREMENT SYSTEM ADMINISTRATION FUND	<u>\$ 397,169</u>	<u>\$ 21,332,000</u>	<u>\$ 0</u>
STATE RETIREMENT SYSTEM			
LONG TERM DISABILITY TRUST FUND			
Long Term Disability Administration	\$ 0	\$ 2,286,700	\$ 0
Administrative Adjustments	0	0	0
TOTAL STATE RETIREMENT SYSTEM LONG TERM DISABILITY TRUST FUND	<u>\$ 0</u>	<u>\$ 2,286,700</u>	<u>\$ 0</u>
DEPARTMENT OF REVENUE			
ESTATE AND UNCLAIMED PROPERTY FUND			
Operating Lump Sum Appropriation	\$ 0	\$ 1,402,200	\$ 0
Administrative Adjustments	0	0	0
TOTAL DEPARTMENT OF REVENUE ESTATE AND UNCLAIMED PROPERTY FUND	<u>\$ 0</u>	<u>\$ 1,402,200</u>	<u>\$ 0</u>
DEPARTMENT OF REVENUE			
LIABILITY SETOFF FUND			
Operating Lump Sum Appropriation	\$ 0	\$ 362,500	\$ 0
TOTAL DEPARTMENT OF REVENUE LIABILITY SETOFF FUND	<u>\$ 0</u>	<u>\$ 362,500</u>	<u>\$ 0</u>
RETIREE ACCUMULATED SICK LEAVE			
RETIREE ACCUMULATED SICK LEAVE FUND			
General Fund Transfer 2nd Special Session Chapter 4	\$ 0	\$ 0	\$ 0
TOTAL RETIREE ACCUMULATED SICK LEAVE RETIREE ACCUMULATED SICK LEAVE FUND	<u>\$ 0</u>	<u>\$ 0</u>	<u>\$ 0</u>
TOTAL GENERAL GOVERNMENT	<u>\$ 1,368,695</u>	<u>\$ 43,018,100</u>	<u>\$ 718,200</u>

See accompanying notes to financial statements

SUPPLEMENTAL APPROPRIATIONS, MID-YEAR REVERSIONS AND ADJUSTMENTS	NET APPROPRIATIONS	EXPENDITURES	LAPSED APPROPRIATION AUTHORITY	JUNE 30, 2002 CONTINUING APPROPRIATION AUTHORITY
\$ 20,000	\$ 12,352,000	\$ 9,928,806	\$ 2,423,194	\$ 0
0	9,000,000	2,818,399	0	6,181,601
0	25,386	25,066	0	320
0	369,630	0	0	369,630
0	2,153	0	0	2,153
698,000	698,000	697,998	2	0
524,000	524,000	0	0	524,000
2,613,700	2,613,700	2,120,109	493,591	0
39,920	39,920	39,920	0	0
<u>\$ 3,895,620</u>	<u>\$ 25,624,789</u>	<u>\$ 15,630,298</u>	<u>\$ 2,916,787</u>	<u>\$ 7,077,704</u>
\$ 0	\$ 2,286,700	\$ 2,271,360	\$ 15,340	\$ 0
173,446	173,446	173,446	0	0
<u>\$ 173,446</u>	<u>\$ 2,460,146</u>	<u>\$ 2,444,806</u>	<u>\$ 15,340</u>	<u>\$ 0</u>
\$ 1,400	\$ 1,403,600	\$ 1,324,593	\$ 79,007	\$ 0
571	571	571	0	0
<u>\$ 1,971</u>	<u>\$ 1,404,171</u>	<u>\$ 1,325,164</u>	<u>\$ 79,007</u>	<u>\$ 0</u>
\$ 600	\$ 363,100	\$ 347,263	\$ 15,837	\$ 0
<u>\$ 600</u>	<u>\$ 363,100</u>	<u>\$ 347,263</u>	<u>\$ 15,837</u>	<u>\$ 0</u>
\$ 3,463,100	\$ 3,463,100	\$ 3,463,100	\$ 0	\$ 0
<u>\$ 3,463,100</u>	<u>\$ 3,463,100</u>	<u>\$ 3,463,100</u>	<u>\$ 0</u>	<u>\$ 0</u>
<u>\$ 12,138,228</u>	<u>\$ 57,243,223</u>	<u>\$ 41,367,276</u>	<u>\$ 8,316,115</u>	<u>\$ 7,559,832</u>

See accompanying notes to financial statements

STATE OF ARIZONA
 FIDUCIARY FUNDS
 STATEMENT OF EXPENDITURES - APPROPRIATION TO ACTUAL
 BUDGETARY (LEGAL) BASIS
 FOR THE YEAR ENDED JUNE 30, 2002

	<u>JULY 1, 2001 CONTINUING APPROPRIATION AUTHORITY</u>	<u>GENERAL APPROPRIATIONS</u>	<u>CAPITAL OUTLAY APPROPRIATIONS</u>
HEALTH AND WELFARE			
ARIZONA HEALTH CARE COST CONTAINMENT SYSTEM			
ARIZONA HEALTH CARE COST CONTAINMENT SYSTEM FUND			
ADMINISTRATION			
Operating Lump Sum Appropriation	\$ 0	\$ 36,644,300	\$ 0
DOA Data Center Charges	0	3,774,100	0
Indian Advisory Council	0	110,900	0
DES Eligibility	0	22,532,500	0
DES Title XIX Pass Through	0	174,800	0
DHS Title XIX Pass Through	0	752,600	0
Office of Administrative Hearings	0	174,200	0
ACUTE CARE			
Capitation	0	698,923,600	0
Fee for Service	0	281,217,900	0
Reinsurance	0	34,670,200	0
Medicare Premiums	0	24,138,600	0
Disproportion Share Payments	0	23,369,800	0
Graduate Medical Education	0	15,174,700	0
Mental Health - Adults FY91 - 92	45,368	0	0
Breast and Cervical Cancer Treatment Fed Administration	0	0	0
Breast and Cervical Cancer Treatment Fed Program	0	0	0
Critical Access Hospitals	0	0	0
Dialysis Chemotherapy Treatment Expense	0	0	0
Freedom to Work Program Expense Federal	0	0	0
General Fund Transfer 2nd Special Session Chapter 4	0	0	0
Administrative Adjustments	0	0	0
TOTAL ARIZONA HEALTH CARE COST CONTAINMENT SYSTEM	<u>45,368</u>	<u>1,141,658,200</u>	<u>0</u>
ARIZONA HEALTH CARE COST CONTAINMENT SYSTEM FUND	<u>\$ 45,368</u>	<u>\$ 1,141,658,200</u>	<u>\$ 0</u>
ARIZONA HEALTH CARE COST CONTAINMENT SYSTEM			
LONG TERM CARE SYSTEM FUND			
Program Lump Sum Appropriation	\$ 0	\$ 584,650,800	\$ 0
Board of Nursing	0	209,700	0
Administrative Adjustments	0	0	0
TOTAL ARIZONA HEALTH CARE COST CONTAINMENT SYSTEM	<u>0</u>	<u>584,860,500</u>	<u>0</u>
LONG TERM CARE SYSTEM FUND	<u>\$ 0</u>	<u>\$ 584,860,500</u>	<u>\$ 0</u>
DEPARTMENT OF ECONOMIC SECURITY			
DEPARTMENT OF LABOR GRANT FUND			
Workforce Investment Act Grant Operating Lump Sum	\$ 0	\$ 0	\$ 0
DERS JTPA Welfare to Work Block Grant	1,637,492	0	0

See accompanying notes to financial statements

SUPPLEMENTAL APPROPRIATIONS, MID-YEAR REVERSIONS AND ADJUSTMENTS	NET APPROPRIATIONS	EXPENDITURES	LAPSED APPROPRIATION AUTHORITY	JUNE 30, 2002 CONTINUING APPROPRIATION AUTHORITY
\$ 1,886,300	\$ 38,530,600	\$ 33,128,509	\$ 5,402,091	\$ 0
137,000	3,911,100	3,301,007	610,093	0
(4,600)	106,300	87,156	19,144	0
0	22,532,500	19,981,905	2,550,595	0
0	174,800	88,022	86,778	0
0	752,600	541,525	211,075	0
151,000	325,200	238,757	86,443	0
69,222,700	768,146,300	765,750,987	2,395,313	0
(45,930,600)	235,287,300	224,717,117	10,570,183	0
2,971,000	37,641,200	33,218,390	4,422,810	0
0	24,138,600	19,606,340	4,532,260	0
46,726,700	70,096,500	56,938,010	13,158,490	0
0	15,174,700	12,076,533	3,098,167	0
0	45,368	0	0	45,368
52,730	52,730	0	0	52,730
756,470	756,470	10,609	0	745,861
1,108,100	1,108,100	120,891	987,209	0
2,822,700	2,822,700	1,267,092	0	1,555,608
346,400	346,400	0	346,400	0
3,000,000	3,000,000	3,000,000	0	0
1,269,312	1,269,312	1,269,312	0	0
<u>\$ 84,515,212</u>	<u>\$ 1,226,218,780</u>	<u>\$ 1,175,342,162</u>	<u>\$ 48,477,051</u>	<u>\$ 2,399,567</u>
\$ 1,659,500	\$ 586,310,300	\$ 578,970,922	\$ 7,339,378	\$ 0
0	209,700	209,700	0	0
11,255,016	11,255,016	11,255,016	0	0
<u>\$ 12,914,516</u>	<u>\$ 597,775,016</u>	<u>\$ 590,435,638</u>	<u>\$ 7,339,378</u>	<u>\$ 0</u>
\$ 300,000	\$ 300,000	\$ 0	\$ 300,000	\$ 0
0	1,637,492	0	0	1,637,492

See accompanying notes to financial statements

**STATE OF ARIZONA
FIDUCIARY FUNDS
STATEMENT OF EXPENDITURES - APPROPRIATION TO ACTUAL
BUDGETARY (LEGAL) BASIS
FOR THE YEAR ENDED JUNE 30, 2002**

	JULY 1, 2001 CONTINUING APPROPRIATION AUTHORITY	GENERAL APPROPRIATIONS	CAPITAL OUTLAY APPROPRIATIONS
DERS Workforce Investment Act Operating Lump Sum	0	1,817,900	0
DERS Workforce Investment Act Programs	0	46,070,600	0
TOTAL DEPARTMENT OF ECONOMIC SECURITY DEPARTMENT OF LABOR GRANT FUND	\$ 1,637,492	\$ 47,888,500	\$ 0

DEPARTMENT OF ECONOMIC SECURITY

FEDERAL TEMPORARY ASSISTANCE FOR NEEDY
FAMILIES BLOCK GRANT

ADMINISTRATION

ADM Operating Lump Sum Appropriation	\$ 0	\$ 5,807,900	\$ 0
ADM Public Assistance Collections	0	168,000	0
ADM Finger Imaging	0	287,300	0
ADM Attorney General Legal Services	0	132,300	0
ADM High Performance Bonus	1,630,023	0	0
ADM Perinatal Substance Abuse Treatment	200,000	0	0
ADM Teen Pregnancy Prevention	28,871	0	0
ADM Lease Purchase Equipment	0	645,100	0

BENEFITS AND MEDICAL ELIGIBILITY

DBME Operating Lump Sum Appropriation	0	9,917,400	0
DBME TANF Cash Benefits	0	44,775,200	0
DBME FLSA Supplemental	0	1,267,200	0
DBME Tribal Welfare Reform	0	1,000,000	0
DBME Arizona Works Incentive	0	1,292,800	0
DBME Food Stamp Outreach and Education FY01 - 02	0	200,000	0
DBME Food Stamp Outreach and Education FY00 - 01	17,815	0	0
DBME Hopi TANF Start-Up	0	0	0

AGING AND COMMUNITY SERVICES

DACS Operating Lump Sum Appropriation	0	236,800	0
DACS Community and Emergency Services	0	5,996,000	0
DACS Coordinated Homeless Program	0	1,583,200	0
DACS Coordinated Hunger Program	0	500,000	0
DACS Domestic Violence Prevention	0	4,865,900	0
DACS Emergency Domestic Violence Shelter Services	859,374	0	0
DACS Marriage and Communication Skills	1,000,000	0	0
DACS Marriage Handbook	71,892	0	0
DACS Marriage Skills Training	74,032	0	0
DACS Short Term Crisis Services FY00 - 01	173,174	0	0
DACS Short Term Crisis Services FY99 - 00	447,902	0	0

CHILDREN, YOUTH AND FAMILIES

DCYF Operating Lump Sum Appropriation	0	16,406,100	0
DCYF Children Services	0	10,174,300	0
DCYF Attorney General Legal Services	0	47,000	0
DCYF TANF to SSBG	0	32,066,500	0
DCYF Family Builders	0	6,200,000	0
DCYF Homeless Youth Intervention FY01 - 02	0	400,000	0

See accompanying notes to financial statements

SUPPLEMENTAL APPROPRIATIONS, MID-YEAR REVERSIONS AND ADJUSTMENTS	NET APPROPRIATIONS	EXPENDITURES	LAPSED APPROPRIATION AUTHORITY	JUNE 30, 2002 CONTINUING APPROPRIATION AUTHORITY
3,400	1,821,300	0	1,821,300	0
(300,000)	45,770,600	42,450,152	3,320,448	0
<u>\$ 3,400</u>	<u>\$ 49,529,392</u>	<u>\$ 42,450,152</u>	<u>\$ 5,441,748</u>	<u>\$ 1,637,492</u>

\$ 1,197,600	\$ 7,005,500	\$ 5,506,600	\$ 1,498,900	\$ 0
200	168,200	142,949	25,251	0
100	287,400	72,808	214,592	0
200	132,500	97,893	34,607	0
0	1,630,023	504,365	0	1,125,658
0	200,000	57,143	0	142,857
0	28,871	11,874	0	16,997
0	645,100	311,579	333,521	0
(575,100)	9,342,300	6,754,771	2,587,529	0
36,677,200	81,452,400	79,638,729	1,813,671	0
(458,300)	808,900	752,789	56,111	0
(79,600)	920,400	186,658	733,742	0
0	1,292,800	761,096	531,704	0
(150,000)	50,000	43,529	6,471	0
0	17,815	16,872	0	943
398,000	398,000	0	0	398,000
500	237,300	100,585	136,715	0
(234,965)	5,761,035	4,945,789	815,246	0
66,275	1,649,475	1,464,432	185,043	0
0	500,000	488,711	11,289	0
418,690	5,284,590	4,492,819	791,771	0
0	859,374	824,163	0	35,211
0	1,000,000	142,116	0	857,884
0	71,892	30,294	0	41,598
0	74,032	(818)	0	74,850
0	173,174	125,021	0	48,153
0	447,902	447,900	0	2
(667,600)	15,738,500	15,738,500	0	0
0	10,174,300	9,106,635	1,067,665	0
700,000	747,000	747,000	0	0
0	32,066,500	29,783,343	2,283,157	0
(3,000)	6,197,000	6,084,443	112,557	0
0	400,000	327,850	72,150	0

See accompanying notes to financial statements

**STATE OF ARIZONA
FIDUCIARY FUNDS
STATEMENT OF EXPENDITURES - APPROPRIATION TO ACTUAL
BUDGETARY (LEGAL) BASIS
FOR THE YEAR ENDED JUNE 30, 2002**

	JULY 1, 2001 CONTINUING APPROPRIATION AUTHORITY	GENERAL APPROPRIATIONS	CAPITAL OUTLAY APPROPRIATIONS
DCYF Homeless Youth Intervention FY00 - 01	400,000	0	0
DCYF Permanent Guardianship Subsidy FY01 - 02	0	859,300	0
DCYF Permanent Guardianship Subsidy FY00 - 01	210,803	0	0
DCYF Substance Abuse Treatment FY01 - 02	0	3,333,300	0
DCYF Substance Abuse Treatment FY00 - 01	9,945,613	0	0
DCYF Adoption Services	0	0	0
DCYF Healthy Families	0	4,750,000	0
EMPLOYMENT AND REHABILITATION SERVICES			
DERS Operating Lump Sum Appropriation	0	6,038,700	0
DERS TANF Day Care Subsidy Care	0	22,599,300	0
DERS TANF Transitional Child Care	0	28,383,700	0
DERS JOBS	0	20,316,600	0
DERS Work-Related Transportation	0	3,302,200	0
DERS Wheels to Work Program FY98 - 99	93,130	0	0
DERS Employment Retention and Job Skills FY98 - 99	922,356	0	0
DERS Young Father Mentoring FY98 - 99	719,806	0	0
DERS TANF Accreditation Rates FY00 - 01	500,000	0	0
DERS TANF Accreditation Rates FY99 - 00	356,000	0	0
DERS Character Training	166,664	0	0
DERS Parenting Training FY00 - 01	9,972	0	0
DERS Parenting Training FY99 - 00	51,508	0	0
DERS Post-Shelter Training FY00 - 01	630	0	0
DERS Post-Shelter Training FY99 - 00	245,160	0	0
DERS JOBS Work Participation FY98 - 99	23,635	0	0
DERS JOBS Transportation Projects FY98 - 99	82,617	0	0
DERS Child Care Sliding Fee Scales FY98 - 99	3,159,554	0	0
DERS Vocational Education Grants FY98 - 99	408,134	0	0
DERS Out of School Programs	0	0	0
DERS Enhanced Quality Reimbursement	0	500,000	0
Administrative Adjustments	0	0	0
TOTAL DEPARTMENT OF ECONOMIC SECURITY FEDERAL TEMPORARY ASSISTANCE FOR NEEDY FAMILIES BLOCK GRANT	\$ 21,798,665	\$ 234,052,100	\$ 0

DEPARTMENT OF ECONOMIC SECURITY

**FEDERAL CHILD CARE AND DEVELOPMENT FUND
BLOCK GRANT**

ADM Operating Lump Sum Appropriation	\$ 0	\$ 1,036,000	\$ 0
ADM Attorney General Legal Services	0	14,300	0
DERS Operating Lump Sum Appropriation	0	7,159,400	0
DERS Day Care Subsidy	0	70,381,400	0
DERS Transitional Child Care	0	2,044,300	0
DERS Accreditation Rates FY00 - 01	500,000	0	0

SUPPLEMENTAL APPROPRIATIONS, MID-YEAR REVERSIONS AND ADJUSTMENTS	NET APPROPRIATIONS	EXPENDITURES	LAPSED APPROPRIATION AUTHORITY	JUNE 30, 2002 CONTINUING APPROPRIATION AUTHORITY
0	400,000	379,100	0	20,900
300,000	1,159,300	800,623	358,677	0
0	210,803	204,061	0	6,742
(3,000,000)	333,300	0	333,300	0
0	9,945,613	4,402,867	0	5,542,746
1,300,000	1,300,000	0	1,300,000	0
(4,750,000)	0	0	0	0
(639,000)	5,399,700	5,335,906	63,794	0
2,969,000	25,568,300	20,420,705	5,147,595	0
(3,900,600)	24,483,100	22,740,989	1,742,111	0
(4,810,400)	15,506,200	15,073,563	432,637	0
0	3,302,200	2,191,849	1,110,351	0
0	93,130	92,010	0	1,120
0	922,356	190,447	0	731,909
0	719,806	358,750	0	361,056
0	500,000	345,320	0	154,680
0	356,000	356,000	0	0
0	166,664	140,138	0	26,526
0	9,972	(355)	0	10,327
0	51,508	10,302	0	41,206
0	630	(282)	0	912
0	245,160	28,761	0	216,399
0	23,635	14,523	0	9,112
0	82,617	46,500	0	36,117
0	3,159,554	0	0	3,159,554
0	408,134	11,685	0	396,449
4,000,000	4,000,000	0	0	4,000,000
(500,000)	0	0	0	0
20,241,154	20,241,154	20,241,154	0	0
<u>\$ 48,500,354</u>	<u>\$ 304,351,119</u>	<u>\$ 263,093,054</u>	<u>\$ 23,800,157</u>	<u>\$ 17,457,908</u>

\$ 500,300	\$ 1,536,300	\$ 1,035,969	\$ 500,331	\$ 0
0	14,300	7,308	6,992	0
1,611,000	8,770,400	7,984,516	785,884	0
(50,000)	70,331,400	66,441,242	3,890,158	0
(2,044,300)	0	0	0	0
0	500,000	345,320	0	154,680

See accompanying notes to financial statements

**STATE OF ARIZONA
FIDUCIARY FUNDS
STATEMENT OF EXPENDITURES - APPROPRIATION TO ACTUAL
BUDGETARY (LEGAL) BASIS
FOR THE YEAR ENDED JUNE 30, 2002**

	<u>JULY 1, 2001 CONTINUING APPROPRIATION AUTHORITY</u>	<u>GENERAL APPROPRIATIONS</u>	<u>CAPITAL OUTLAY APPROPRIATIONS</u>
DERS Accreditation Rates FY99 - 00	356,000	0	0
TOTAL DEPARTMENT OF ECONOMIC SECURITY FEDERAL CHILD CARE AND DEVELOPMENT FUND BLOCK GRANT	<u>\$ 856,000</u>	<u>\$ 80,635,400</u>	<u>\$ 0</u>
DEPARTMENT OF ECONOMIC SECURITY			
FEDERAL REED ACT GRANT			
DERS Reed Act Operating Lump Sum	\$ 0	\$ 3,578,000	\$ 0
TOTAL DEPARTMENT OF ECONOMIC SECURITY FEDERAL REED ACT GRANT	<u>\$ 0</u>	<u>\$ 3,578,000</u>	<u>\$ 0</u>
DEPARTMENT OF ECONOMIC SECURITY			
CHILD SUPPORT ENFORCEMENT ADMINISTRATION FUND			
DCSE Operating Lump Sum Appropriation	\$ 0	\$ 31,024,600	\$ 0
DCSE Genetic Testing	0	723,600	0
DCSE Central Payment Processing	0	3,088,600	0
DCSE County Participation	0	10,066,300	0
DCSE Attorney General Legal Services	0	5,204,200	0
Administrative Adjustments	0	0	0
TOTAL DEPARTMENT OF ECONOMIC SECURITY CHILD SUPPORT ENFORCEMENT ADMINISTRATION FUND	<u>\$ 0</u>	<u>\$ 50,107,300</u>	<u>\$ 0</u>
DEPARTMENT OF ECONOMIC SECURITY			
LONG TERM CARE SYSTEM FUND			
LTC Operating Lump Sum Appropriation	\$ 0	\$ 18,554,900	\$ 0
LTC Case Management	0	19,355,100	0
LTC Home and Community Based Services	0	287,792,900	0
LTC Institutional Services	0	11,411,200	0
LTC Medical Services	0	54,794,200	0
LTC Arizona Training Program at Coolidge	0	11,216,600	0
DDD State Funded Long Term Care Services	0	14,492,400	0
General Fund Transfer 2nd Special Session Chapter 4	0	0	0
Administrative Adjustments	0	0	0
TOTAL DEPARTMENT OF ECONOMIC SECURITY LONG TERM CARE SYSTEM FUND	<u>\$ 0</u>	<u>\$ 417,617,300</u>	<u>\$ 0</u>
DEPARTMENT OF HEALTH SERVICES			
FEDERAL TEMPORARY ASSISTANCE FOR NEEDY FAMILIES BLOCK GRANT			
Family Health - Out of Wedlock Pregnancy Prevention	\$ 0	\$ 2,513,300	\$ 0
TANF Perinatal Services FY01 - 02	0	450,000	0
TANF Perinatal Services FY99 - 00	48,782	0	0

See accompanying notes to financial statements

SUPPLEMENTAL APPROPRIATIONS, MID-YEAR REVERSIONS AND ADJUSTMENTS	NET APPROPRIATIONS	EXPENDITURES	LAPSED APPROPRIATION AUTHORITY	JUNE 30, 2002 CONTINUING APPROPRIATION AUTHORITY
0	356,000	356,000	0	0
\$ 17,000	\$ 81,508,400	\$ 76,170,355	\$ 5,183,365	\$ 154,680
\$ 0	\$ 3,578,000	\$ 0	\$ 3,578,000	\$ 0
\$ 0	\$ 3,578,000	\$ 0	\$ 3,578,000	\$ 0
\$ (135,700)	\$ 30,888,900	\$ 26,201,107	\$ 4,687,793	\$ 0
(380,000)	343,600	193,281	150,319	0
200,000	3,288,600	2,296,036	992,564	0
380,000	10,446,300	8,163,448	2,282,852	0
11,500	5,215,700	4,640,556	575,144	0
6,639,029	6,639,029	6,639,029	0	0
\$ 6,714,829	\$ 56,822,129	\$ 48,133,457	\$ 8,688,672	\$ 0
\$ 1,029,800	\$ 19,584,700	\$ 0	\$ 19,584,700	\$ 0
49,100	19,404,200	0	19,404,200	0
(13,923,000)	273,869,900	0	273,869,900	0
2,208,100	13,619,300	0	13,619,300	0
4,503,900	59,298,100	0	59,298,100	0
630,900	11,847,500	0	11,847,500	0
200	14,492,600	12,015,463	2,477,137	0
9,394,000	9,394,000	9,394,000	0	0
359,925	359,925	359,925	0	0
\$ 4,252,925	\$ 421,870,225	\$ 21,769,388	\$ 400,100,837	\$ 0
\$ (2,507,000)	\$ 6,300	\$ 0	\$ 6,300	\$ 0
(174,726)	275,274	187,500	87,774	0
0	48,782	1,525	0	47,257

See accompanying notes to financial statements

STATE OF ARIZONA
 FIDUCIARY FUNDS
 STATEMENT OF EXPENDITURES - APPROPRIATION TO ACTUAL
 BUDGETARY (LEGAL) BASIS
 FOR THE YEAR ENDED JUNE 30, 2002

	JULY 1, 2001 CONTINUING APPROPRIATION AUTHORITY	GENERAL APPROPRIATIONS	CAPITAL OUTLAY APPROPRIATIONS
Administrative Adjustments	0	0	0
TOTAL DEPARTMENT OF HEALTH SERVICES FEDERAL TEMPORARY ASSISTANCE FOR NEEDY FAMILIES BLOCK GRANT	<u>\$ 48,782</u>	<u>\$ 2,963,300</u>	<u>\$ 0</u>
DEPARTMENT OF HEALTH SERVICES			
ARIZONA STATE HOSPITAL LAND FUND			
ASH All Other Operating Expenditures	\$ 0	\$ 400,000	\$ 0
Administrative Adjustments	0	0	0
TOTAL DEPARTMENT OF HEALTH SERVICES ARIZONA STATE HOSPITAL LAND FUND	<u>\$ 0</u>	<u>\$ 400,000</u>	<u>\$ 0</u>
DEPARTMENT OF HEALTH SERVICES			
BUILDING RENEWAL FUND			
Building Renewal - Tucson FY01 - 02	\$ 0	\$ 0	\$ 75,800
Building Renewal - Tucson FY00 - 01	36,539	0	0
Building Renewal - Tucson FY99 - 00	47,373	0	0
Building Renewal - Tucson FY98 - 99	2,221	0	0
TOTAL DEPARTMENT OF HEALTH SERVICES BUILDING RENEWAL FUND	<u>\$ 86,133</u>	<u>\$ 0</u>	<u>\$ 75,800</u>
DEPARTMENT OF HEALTH SERVICES			
DISPROPORTIONATE SHARE PAYMENT FUND			
Arizona State Hospital Accreditation	\$ 3,140	\$ 0	\$ 0
TOTAL DEPARTMENT OF HEALTH SERVICES DISPROPORTIONATE SHARE PAYMENT FUND	<u>\$ 3,140</u>	<u>\$ 0</u>	<u>\$ 0</u>
ARIZONA PIONEERS' HOME			
STATE CHARITABLE FUND			
Other Operating Expenditures	\$ 0	\$ 443,800	\$ 0
Prescription Drugs	0	271,100	0
TOTAL ARIZONA PIONEERS' HOME STATE CHARITABLE FUND	<u>\$ 0</u>	<u>\$ 714,900</u>	<u>\$ 0</u>
ARIZONA PIONEERS' HOME			
MINERS' HOSPITAL FUND			
Building Renewal	\$ 0	\$ 0	\$ 0
Prescription Drugs	0	0	0
Capital Equipment	0	0	0
Employee Related Expenditure	0	390,400	0
Food	0	0	0
Non-Capital Equipment	0	234,300	0
Personal Services	0	1,342,300	0
Professional and Outside Services	0	0	0

See accompanying notes to financial statements

SUPPLEMENTAL APPROPRIATIONS, MID-YEAR REVERSIONS AND ADJUSTMENTS	NET APPROPRIATIONS	EXPENDITURES	LAPSED APPROPRIATION AUTHORITY	JUNE 30, 2002 CONTINUING APPROPRIATION AUTHORITY
175,821	175,821	175,821	0	0
\$ (2,505,905)	\$ 506,177	\$ 364,846	\$ 94,074	\$ 47,257
\$ 0	\$ 400,000	\$ 389,001	\$ 10,999	\$ 0
166	166	166	0	0
\$ 166	\$ 400,166	\$ 389,167	\$ 10,999	\$ 0
\$ 0	\$ 75,800	\$ 544	\$ 0	\$ 75,256
0	36,539	30,429	0	6,110
0	47,373	4,611	0	42,762
0	2,221	0	0	2,221
\$ 0	\$ 161,933	\$ 35,584	\$ 0	\$ 126,349
\$ 0	\$ 3,140	\$ 0	\$ 0	\$ 3,140
\$ 0	\$ 3,140	\$ 0	\$ 0	\$ 3,140
\$ 0	\$ 443,800	\$ 443,800	\$ 0	\$ 0
0	271,100	271,100	0	0
\$ 0	\$ 714,900	\$ 714,900	\$ 0	\$ 0
\$ 69,000	\$ 69,000	\$ 60,457	\$ 0	\$ 8,543
165,300	165,300	165,300	0	0
67,007	67,007	67,007	0	0
500,932	891,332	879,705	11,627	0
231,800	231,800	222,849	8,951	0
(168,614)	65,686	59,850	5,836	0
1,691,375	3,033,675	3,033,675	0	0
162,700	162,700	160,246	2,454	0

See accompanying notes to financial statements

STATE OF ARIZONA
 FIDUCIARY FUNDS
 STATEMENT OF EXPENDITURES - APPROPRIATION TO ACTUAL
 BUDGETARY (LEGAL) BASIS
 FOR THE YEAR ENDED JUNE 30, 2002

	<u>JULY 1, 2001 CONTINUING APPROPRIATION AUTHORITY</u>	<u>GENERAL APPROPRIATIONS</u>	<u>CAPITAL OUTLAY APPROPRIATIONS</u>
Travel - In State	0	0	0
TOTAL ARIZONA PIONEERS' HOME MINERS' HOSPITAL FUND	<u>\$ 0</u>	<u>\$ 1,967,000</u>	<u>\$ 0</u>
 TOTAL HEALTH AND WELFARE	 <u>\$ 24,475,580</u>	 <u>\$ 2,566,442,500</u>	 <u>\$ 75,800</u>
 INSPECTION AND REGULATION			
CORPORATION COMMISSION			
ARIZONA ARTS TRUST FUND			
Operating Lump Sum Appropriation	\$ 0	\$ 36,500	\$ 0
TOTAL CORPORATION COMMISSION ARIZONA ARTS TRUST FUND	<u>\$ 0</u>	<u>\$ 36,500</u>	<u>\$ 0</u>
 TOTAL INSPECTION AND REGULATION	 <u>\$ 0</u>	 <u>\$ 36,500</u>	 <u>\$ 0</u>
 EDUCATION			
ARIZONA STATE SCHOOLS FOR THE DEAF AND THE BLIND			
SCHOOLS FOR THE DEAF AND THE BLIND FUND			
Operating Lump Sum Appropriation	\$ 0	\$ 11,031,300	\$ 0
TOTAL ARIZONA STATE SCHOOLS FOR THE DEAF AND THE BLIND SCHOOLS FOR THE DEAF AND THE BLIND FUND	<u>\$ 0</u>	<u>\$ 11,031,300</u>	<u>\$ 0</u>
 DEPARTMENT OF EDUCATION			
PERMANENT STATE SCHOOL FUND			
Basic State Aid Entitlement	\$ 0	\$ 74,898,300	\$ 0
TOTAL DEPARTMENT OF EDUCATION PERMANENT STATE SCHOOL FUND	<u>\$ 0</u>	<u>\$ 74,898,300</u>	<u>\$ 0</u>
 BOARD OF MEDICAL STUDENT LOANS			
MEDICAL STUDENT LOANS FUND			
Medical Student Loans	\$ 0	\$ 64,900	\$ 0
TOTAL BOARD OF MEDICAL STUDENT LOANS MEDICAL STUDENT LOANS FUND	<u>\$ 0</u>	<u>\$ 64,900</u>	<u>\$ 0</u>
 SCHOOL FACILITIES BOARD			
SCHOOL CAPITAL EQUITY FUND			
Building Inspections	\$ 400,000	\$ 0	\$ 0
TOTAL SCHOOL FACILITIES BOARD SCHOOL CAPITAL EQUITY FUND	<u>\$ 400,000</u>	<u>\$ 0</u>	<u>\$ 0</u>

See accompanying notes to financial statements

SUPPLEMENTAL APPROPRIATIONS, MID-YEAR REVERSIONS AND ADJUSTMENTS	NET APPROPRIATIONS	EXPENDITURES	LAPSED APPROPRIATION AUTHORITY	JUNE 30, 2002 CONTINUING APPROPRIATION AUTHORITY
19,200	19,200	19,200	0	0
\$ 2,738,700	\$ 4,705,700	\$ 4,668,289	\$ 28,868	\$ 8,543
\$ 157,151,197	\$ 2,748,145,077	\$ 2,223,566,992	\$ 502,743,149	\$ 21,834,936
\$ 100	\$ 36,600	\$ 36,600	\$ 0	\$ 0
\$ 100	\$ 36,600	\$ 36,600	\$ 0	\$ 0
\$ 100	\$ 36,600	\$ 36,600	\$ 0	\$ 0
\$ 1,116,500	\$ 12,147,800	\$ 10,065,764	\$ 2,082,036	\$ 0
\$ 1,116,500	\$ 12,147,800	\$ 10,065,764	\$ 2,082,036	\$ 0
\$ (2,635,300)	\$ 72,263,000	\$ 72,263,000	\$ 0	\$ 0
\$ (2,635,300)	\$ 72,263,000	\$ 72,263,000	\$ 0	\$ 0
\$ 0	\$ 64,900	\$ 64,900	\$ 0	\$ 0
\$ 0	\$ 64,900	\$ 64,900	\$ 0	\$ 0
\$ 0	\$ 400,000	\$ 0	\$ 0	\$ 400,000
\$ 0	\$ 400,000	\$ 0	\$ 0	\$ 400,000

See accompanying notes to financial statements

STATE OF ARIZONA
FIDUCIARY FUNDS
STATEMENT OF EXPENDITURES - APPROPRIATION TO ACTUAL
BUDGETARY (LEGAL) BASIS
FOR THE YEAR ENDED JUNE 30, 2002

	JULY 1, 2001 CONTINUING APPROPRIATION AUTHORITY	GENERAL APPROPRIATIONS	CAPITAL OUTLAY APPROPRIATIONS
SCHOOL FACILITIES BOARD			
DEFICIENCIES CORRECTION FUND			
Deficiencies Correction Appropriation	\$ 15,000,000	\$ 0	\$ 0
General Fund Transfer 2nd Special Session Chapter 4	0	0	0
Administrative Adjustments	0	0	0
TOTAL SCHOOL FACILITIES BOARD DEFICIENCIES CORRECTION FUND	<u>\$ 15,000,000</u>	<u>\$ 0</u>	<u>\$ 0</u>
ARIZONA STATE UNIVERSITY			
UNIVERSITY COLLECTIONS FUND			
Main Campus - Operating Lump Sum Appropriation	\$ 0	\$ 101,478,800	\$ 0
East Campus - Operating Lump Sum Appropriation	0	5,167,400	0
West Campus - Operating Lump Sum Appropriation	0	2,979,300	0
TOTAL ARIZONA STATE UNIVERSITY UNIVERSITY COLLECTIONS FUND	<u>\$ 0</u>	<u>\$ 109,625,500</u>	<u>\$ 0</u>
NORTHERN ARIZONA UNIVERSITY			
UNIVERSITY COLLECTIONS FUND			
Main Campus - Operating Lump Sum Appropriation	\$ 0	\$ 27,264,100	\$ 0
TOTAL NORTHERN ARIZONA UNIVERSITY UNIVERSITY COLLECTIONS FUND	<u>\$ 0</u>	<u>\$ 27,264,100</u>	<u>\$ 0</u>
NORTHERN ARIZONA UNIVERSITY			
FEDERAL TEMPORARY ASSISTANCE FOR NEEDY FAMILIES BLOCK GRANT			
K-12 Center Character Education Program	\$ 0	\$ 500,000	\$ 0
Temporary Assistance For Needy Families	446,563	0	0
TOTAL NORTHERN ARIZONA UNIVERSITY FEDERAL TEMPORARY ASSISTANCE FOR NEEDY FAMILIES GRANT	<u>\$ 446,563</u>	<u>\$ 500,000</u>	<u>\$ 0</u>
UNIVERSITY OF ARIZONA			
UNIVERSITY COLLECTIONS FUND			
Main Campus - Operating Lump Sum Appropriation	\$ 0	\$ 70,663,000	\$ 0
Agriculture	0	6,850,100	0
Sierra Vista Campus	0	692,500	0
Arizona International College	0	585,600	0
HEALTH SCIENCES CENTER			
Operating Lump Sum Appropriation	0	6,871,500	0
TOTAL UNIVERSITY OF ARIZONA UNIVERSITY COLLECTIONS FUND	<u>\$ 0</u>	<u>\$ 85,662,700</u>	<u>\$ 0</u>
TOTAL EDUCATION	<u>\$ 15,846,563</u>	<u>\$ 309,046,800</u>	<u>\$ 0</u>

See accompanying notes to financial statements

SUPPLEMENTAL APPROPRIATIONS, MID-YEAR REVERSIONS AND ADJUSTMENTS	NET APPROPRIATIONS	EXPENDITURES	LAPSED APPROPRIATION AUTHORITY	JUNE 30, 2002 CONTINUING APPROPRIATION AUTHORITY
\$ 0	\$ 15,000,000	\$ 0	\$ 0	\$ 15,000,000
56,000,000	56,000,000	56,000,000	0	0
15,102	15,102	15,102	0	0
<u>\$ 56,015,102</u>	<u>\$ 71,015,102</u>	<u>\$ 56,015,102</u>	<u>\$ 0</u>	<u>\$ 15,000,000</u>
\$ 7,561,300	\$ 109,040,100	\$ 109,040,100	\$ 0	\$ 0
358,700	5,526,100	4,519,149	1,006,951	0
961,500	3,940,800	3,940,800	0	0
<u>\$ 8,881,500</u>	<u>\$ 118,507,000</u>	<u>\$ 117,500,049</u>	<u>\$ 1,006,951</u>	<u>\$ 0</u>
\$ 2,938,400	\$ 30,202,500	\$ 28,197,826	\$ 2,004,674	\$ 0
<u>\$ 2,938,400</u>	<u>\$ 30,202,500</u>	<u>\$ 28,197,826</u>	<u>\$ 2,004,674</u>	<u>\$ 0</u>
\$ (270,000)	\$ 230,000	\$ 209,464	\$ 20,536	\$ 0
0	446,563	13,107	0	433,456
<u>\$ (270,000)</u>	<u>\$ 676,563</u>	<u>\$ 222,571</u>	<u>\$ 20,536</u>	<u>\$ 433,456</u>
\$ 3,912,900	\$ 74,575,900	\$ 74,575,900	\$ 0	\$ 0
(4,000)	6,846,100	3,269,100	3,577,000	0
0	692,500	692,500	0	0
196,400	782,000	782,000	0	0
1,037,400	7,908,900	7,832,212	76,688	0
<u>\$ 5,142,700</u>	<u>\$ 90,805,400</u>	<u>\$ 87,151,712</u>	<u>\$ 3,653,688</u>	<u>\$ 0</u>
<u>\$ 71,188,902</u>	<u>\$ 396,082,265</u>	<u>\$ 371,480,924</u>	<u>\$ 8,767,885</u>	<u>\$ 15,833,456</u>

See accompanying notes to financial statements

STATE OF ARIZONA
 FIDUCIARY FUNDS
 STATEMENT OF EXPENDITURES - APPROPRIATION TO ACTUAL
 BUDGETARY (LEGAL) BASIS
 FOR THE YEAR ENDED JUNE 30, 2002

	<u>JULY 1, 2001 CONTINUING APPROPRIATION AUTHORITY</u>	<u>GENERAL APPROPRIATIONS</u>	<u>CAPITAL OUTLAY APPROPRIATIONS</u>
PROTECTION AND SAFETY			
STATE DEPARTMENT OF CORRECTIONS			
PENITENTIARY LAND FUND			
Prison Management and Support - Operating Lump Sum Appropriation	\$ 0	\$ 1,375,000	\$ 0
Prison Operations and Services - Security- Operating Lump Sum Appropriation	0	0	0
Administrative Adjustments	0	0	0
TOTAL STATE DEPARTMENT OF CORRECTIONS PENITENTIARY LAND FUND	<u>\$ 0</u>	<u>\$ 1,375,000</u>	<u>\$ 0</u>
STATE DEPARTMENT OF CORRECTIONS			
STATE CHARITABLE, PENAL AND REFORMATORY INSTITUTIONS LAND FUND			
Prison Operations and Services - Security- Operating Lump Sum Appropriation	\$ 0	\$ 270,000	\$ 0
State Charitable Penal and Reformatory Land Earnings	0	0	0
Administrative Adjustments	0	0	0
TOTAL STATE DEPARTMENT OF CORRECTIONS STATE CHARITABLE, PENAL AND REFORMATORY INSTITUTIONS LAND FUND	<u>\$ 0</u>	<u>\$ 270,000</u>	<u>\$ 0</u>
DEPARTMENT OF JUVENILE CORRECTIONS			
STATE CHARITABLE, PENAL AND REFORMATORY INSTITUTIONS LAND FUND			
Operating Lump Sum Appropriation	\$ 0	\$ 300,000	\$ 0
TOTAL DEPARTMENT OF JUVENILE CORRECTIONS STATE CHARITABLE, PENAL AND REFORMATORY INSTITUTIONS LAND FUND	<u>\$ 0</u>	<u>\$ 300,000</u>	<u>\$ 0</u>
TOTAL PROTECTION AND SAFETY	<u>\$ 0</u>	<u>\$ 1,945,000</u>	<u>\$ 0</u>
NATURAL RESOURCES			
STATE LAND DEPARTMENT			
COOPERATIVE FORESTRY FUND			
Operating Lump Sum Appropriation	\$ 0	\$ 1,004,400	\$ 0
TOTAL STATE LAND DEPARTMENT COOPERATIVE FORESTRY FUND	<u>\$ 0</u>	<u>\$ 1,004,400</u>	<u>\$ 0</u>
TOTAL NATURAL RESOURCES	<u>\$ 0</u>	<u>\$ 1,004,400</u>	<u>\$ 0</u>
TOTAL APPROPRIATED FIDUCIARY FUNDS	<u>\$ 41,690,838</u>	<u>\$ 2,921,493,300</u>	<u>\$ 794,000</u>


See accompanying notes to financial statements

SUPPLEMENTAL APPROPRIATIONS, MID-YEAR REVERSIONS AND ADJUSTMENTS	NET APPROPRIATIONS	EXPENDITURES	LAPSED APPROPRIATION AUTHORITY	JUNE 30, 2002 CONTINUING APPROPRIATION AUTHORITY
\$ (1,375,000)	\$ 0	\$ 0	\$ 0	\$ 0
1,375,000	1,375,000	1,366,823	8,177	0
14,020	14,020	14,020	0	0
<u>\$ 14,020</u>	<u>\$ 1,389,020</u>	<u>\$ 1,380,843</u>	<u>\$ 8,177</u>	<u>\$ 0</u>
\$ 0	\$ 270,000	\$ 105,241	\$ 164,759	\$ 0
262,260	262,260	26,924	235,336	0
56,677	56,677	56,677	0	0
<u>\$ 318,937</u>	<u>\$ 588,937</u>	<u>\$ 188,842</u>	<u>\$ 400,095</u>	<u>\$ 0</u>
\$ 0	\$ 300,000	\$ 300,000	\$ 0	\$ 0
<u>\$ 0</u>	<u>\$ 300,000</u>	<u>\$ 300,000</u>	<u>\$ 0</u>	<u>\$ 0</u>
<u>\$ 332,957</u>	<u>\$ 2,277,957</u>	<u>\$ 1,869,685</u>	<u>\$ 408,272</u>	<u>\$ 0</u>
\$ (1,003,100)	\$ 1,300	\$ 0	\$ 1,300	\$ 0
<u>\$ (1,003,100)</u>	<u>\$ 1,300</u>	<u>\$ 0</u>	<u>\$ 1,300</u>	<u>\$ 0</u>
<u>\$ (1,003,100)</u>	<u>\$ 1,300</u>	<u>\$ 0</u>	<u>\$ 1,300</u>	<u>\$ 0</u>
<u>\$ 239,808,284</u>	<u>\$ 3,203,786,422</u>	<u>\$ 2,638,321,477</u>	<u>\$ 520,236,721</u>	<u>\$ 45,228,224</u>

See accompanying notes to financial statements

**THIS PAGE INTENTIONALLY
LEFT BLANK**

NOTES



STATE OF ARIZONA
NOTES TO FINANCIAL STATEMENTS
JUNE 30, 2002

Note 1. - Summary of Significant Accounting Policies

The accounting policies of the State of Arizona are in conformity with generally accepted accounting principles as applicable to governmental units and are consistent with Arizona Revised Statutes. Although accounts are separately maintained for each fund in the accompanying financial statements, funds that have similar characteristics have been combined into fund types. The following is a summary of the more significant accounting policies:

A. Fund Accounting

The accounts of the State of Arizona are organized on the basis of funds and account groups, each of which is considered a separate accounting entity. The operations of each fund are accounted for with a separate set of self-balancing accounts that comprise its assets, liabilities, fund equity, revenues, and expenditures or expenses. They are grouped into three broad fund categories as follows:

GOVERNMENTAL FUNDS

GENERAL FUND	A self-balancing set of accounts used to account for all financial resources except those required to be accounted for in another fund.
SPECIAL REVENUE FUNDS	A self-balancing set of accounts used to account for the proceeds of specific revenue sources (other than expendable trusts) that are legally restricted to expenditures for specified purposes.

PROPRIETARY FUNDS

ENTERPRISE FUNDS	A self-balancing set of accounts used to account for operations that are financed and operated in a manner similar to private business enterprises.
INTERNAL SERVICE FUNDS	A self-balancing set of accounts used to account for the financing of goods and services provided by one department to other state departments of governments.

FIDUCIARY FUNDS

FIDUCIARY FUNDS	A self-balancing set of accounts used to account for assets held by the State in a trustee capacity or as an agent for individuals, private organizations and other government.
-----------------	---

B. Basis of Accounting

All Funds are reported on a cash basis of accounting. Under the cash basis of accounting, revenues and expenditures are recognized when recorded in the State's central accounting system. No allowance has been made to revenues or expenditures for unrecorded accounts receivable, accounts payable, deferred revenue or any other balance sheet item. Disbursements of appropriated monies, including related operating transfers, are reported as expenditures. The commitment for continuing appropriations is reported as a reservation of Fund Balance.

STATE OF ARIZONA
NOTES TO FINANCIAL STATEMENTS
JUNE 30, 2002

Note 1. - Summary of Significant Accounting Policies (Continued)

C. Reporting Entity

The accompanying General Fund cash basis financial statements include transactions of the following funds:

General Fund - General Operations
Department of Revenue Excise and Transaction Privilege Tax Fund
Disproportionate Share Fund
Veterans' Nursing Home Fund
Tobacco Settlement Account
Budget Stabilization Fund

D. Budgets and Appropriations Accounting

The State follows these procedures in establishing the budgetary data reflected in the financial statements:

1. Annually the Governor submits to the Legislature a proposed operating and capital outlay budget for the next fiscal year commencing the following July 1. This document includes proposed expenditures and the means of financing them. Some agency budgets are approved for two fiscal years at a time on a biennial cycle.
2. Public hearings are then conducted during legislative sessions.
3. Prior to July 1, the budget is enacted through passage and approval of bills containing appropriations.
4. Appropriation accounting is then employed as a management tool to monitor the appropriated monies.

Note 2. - Description of Financial Statements

- A. The accompanying financial statements include a balance sheet and statements of revenues, expenditures, and changes in fund balance for the General Fund.
- B. The Statement of Expenditures - Appropriation to Actual, Budgetary (Legal) Basis is presented for all appropriations. The Capital Outlay Statement of Expenditures - Appropriation to Actual includes all capital appropriations for the General Fund and the Capital Outlay Stabilization Fund.
- C. Since there was a substantial amount of appropriation adjustments as the State addressed budgetary concerns, a supplemental schedule providing additional detail on Supplemental Appropriations and Adjustments for the General Fund has been included in this report. Administrative adjustment line items are not included in this detailed schedule since they are authorized specifically by A.R.S. § 35-191 B. and would add undue complexity to the schedule.

STATE OF ARIZONA
NOTES TO FINANCIAL STATEMENTS
JUNE 30, 2002

Note 3. - Description of Selected Columns

A. Supplemental Appropriations and Adjustments

The column titled Supplemental Appropriations and Adjustments shown on the Statement of Expenditures - Appropriations to Actual include the following:

Supplemental and Special Appropriations which are either the additional spending authority (appropriation) granted by the Legislature after an original appropriation is approved, or other Session Law appropriations granted by the Legislature to a State agency or department for a specific program or purpose.

Transfers and adjustments which are the movements of monies or spending authority between funds, departments, programs and within programs in accordance with the Arizona Revised Statutes.

Mid-year reversions which are the returning of spending authority (appropriation) originally granted to a State agency or department through the appropriation process prior to the completion of the granted spending period.

B. Lapsed Appropriations

In accordance with A.R.S. § 35-190, except as otherwise provided by law, all appropriations lapse after the close of the fiscal year. The unused spending authority (appropriation) which was originally granted to a State agency or department through the appropriation process expires. The term "reversion" is sometimes used in reference to these lapsed appropriations. The amount of lapsed appropriations from the General Fund for FY02 is \$72,127,183 from General Operations.

C. Continuing Appropriations

A continuing appropriation is a spending authority which, once established, is automatically renewed without further legislative action, period after period, until altered or revoked. In the State of Arizona, continuing appropriations are primarily for construction or other projects, which take longer than one year to complete. The total General Fund continuing appropriations of \$43,631,215 includes \$29,755,055 from General Operations, \$2,418,248 from Capital Outlay, and \$11,457,912 from the Tobacco Settlement Account.

Note 4. - Budget Stabilization Fund

A.R.S. § 35-144 established the Budget Stabilization Fund in 1990. The Fund is used to set aside excess cash of the State's cash basis General Fund. The amount of cash transferred to or from the Budget Stabilization Fund and the General Fund--General Operations is established by statutory formula. No operating expenditures may occur in the Budget Stabilization Fund. Interest earned on pooled investments with the State Treasurer is the basic revenue source of the Budget Stabilization Fund.

The maximum cash balance in the Budget Stabilization Fund is 7.0% of the cash basis General Fund revenue at the conclusion of fiscal year 2001-2002, including interest earnings. The June 30, 2002 cash balance of the Budget Stabilization Fund (approximately \$67.7 million) has been reflected as Restricted for Budget Stabilization Fund on the balance sheet, with a corresponding amount being included in Cash and Investments with the State Treasurer.

STATE OF ARIZONA
NOTES TO FINANCIAL STATEMENTS
JUNE 30, 2002

Note 4. - Budget Stabilization Fund (Continued)

Laws 2000, Second Regular Session, Chapter 1, Section 4 authorized a transfer from Budget Stabilization Fund interest earnings to the Arizona State Hospital Capital Construction Fund of \$20 million per fiscal year over four years, \$80 million total, from FY00 through FY03. Laws 2000, Seventh Special Session, Chapter 1, Section 28 subsequently amended Section 4 to provide that the payments be made from Budget Stabilization Fund monies rather than interest earnings. The \$20 million transfer for FY02 is reflected in Budget Stabilization Fund - Operating Transfers Out on the Statement of Changes in Fund Balance. Laws 2001, Second Special Session, Chapter 3, Section 13 further amended this law to reduce the amount for FY03 to \$17.5 million, for a revised total of \$77.5 million.

Laws 2000, Second Regular Session, Chapter 1, Section 3(B) stipulates that if state-specific finality as defined in the National Tobacco Lawsuit Master Settlement Agreement is achieved, monies transferred from the Budget Stabilization Fund into the Arizona State Hospital Capital Construction Fund shall be repaid to the Budget Stabilization Fund (See Note 5). Although Proposition 204 in the 2000 General Election didn't specifically repeal this law, the Attorney General issued Opinion No. I01-008, that provides (in part) "if there are not sufficient monies in the Fund for the programs specified in Proposition 204, those prior appropriations are ineffective in future fiscal years." In FY02 there were not sufficient monies for all of the programs specified in Proposition 204. Accordingly, the repayment of \$20 million was not made to the Budget Stabilization Fund.

Additionally, Laws 2000, Seventh Special Session, Chapter 1, Section 37 authorized transfers from the Budget Stabilization Fund to fund payments made for alternative fuel tax credits and alternative fuel cost reimbursements to consumers. Throughout the fiscal year, the Department of Revenue reported and the State Treasurer transferred from the Budget Stabilization Fund to the tax refund account of the General Fund the amount of verified alternative fuel related tax credits claimed in the preceding calendar month not used to offset income taxes under Title 43, Arizona Revised Statutes. The total transferred during FY02 for alternative fuel related tax credits was approximately \$37.4 million.

A.R.S. § 42-5032.02 provided for the repayment of transferred amounts for the alternative fuel program from the General Fund to the Budget Stabilization Fund. Beginning June 30, 2001 and each June 30th thereafter, an amount not exceeding \$16 million in any fiscal year should be repaid from the tax distribution base pursuant to A.R.S. § 42-5029 (Subsection D) to the Budget Stabilization Fund. Laws 2001, Second Special Session, Chapter 2, Section 18 repealed this statute effective December 18, 2001. Accordingly, no repayment to the Budget Stabilization Fund was made in FY02.

Laws 2002, Third Special Session, Chapter 2, Section 11 authorized the transfer of \$166.15 million in FY02 from the Budget Stabilization Fund to the General Fund. This amount was transferred and is reflected in the financial statements.

Laws 2002, Third Special Session, Chapter 2, Section 14 required the directors of the Governor's Office of Strategic Planning and Budgeting and the Joint Legislative Budget Committee to determine a preliminary ending fund balance of the General Fund. It further authorized a transfer from the Budget Stabilization Fund to the General Fund in an amount sufficient to provide for any deficit plus \$1 million. The preliminary unreserved ending fund balance deficit was determined to be approximately \$83.4 million. Accordingly, approximately \$84.4 million was transferred from the Budget Stabilization Fund to the General Fund and is reflected in the financial statements, resulting in an FY02 Unreserved Ending Fund Balance of \$1 million in the General Fund.

Laws 2002, Second Regular Session, Chapter 327, Section 120 authorized a transfer of \$50 million to the General Fund in FY03.

STATE OF ARIZONA
NOTES TO FINANCIAL STATEMENTS
JUNE 30, 2002

Note 5. – Tobacco Settlement Account

In a letter dated May 15, 2000, the State Treasurer was notified that state-specific finality as defined in the National Tobacco Litigation Master Settlement Agreement had occurred. In fiscal year 1999 – 2000, the State of Arizona received approximately \$120 million from this settlement. These monies were deposited in a separate fund established under A.R.S. § 35-142 to segregate and account for tobacco settlement monies. This fund was treated as an account of the General Fund for financial reporting purposes at June 30, 2000. In fiscal year 2000 – 2001, approximately \$28.6 million was deposited into this account from the Tobacco Settlement Agreement which, combined with approximately \$1.5 million in interest earnings, is reflected in Tobacco Settlement Account – Revenues and Interest Earnings on the Statement of Changes in Fund Balance.

Laws 2000, Second Regular Session, Chapter 1, Section 3(B), as explained in Note 4, authorizes repayments to the Budget Stabilization Fund from the first \$80 million in up-front tobacco settlement monies received by the State. In fiscal year 2000-2001, a repayment of \$20 million was made to the Budget Stabilization Fund and is reflected in Tobacco Settlement Account – Expenditures and Operating Transfers Out on the Statement of Changes in Fund Balance.

The 44th Legislature additionally appropriated \$78 million of tobacco settlement monies. In Laws 1999, First Regular Session, Chapter 313, \$8 million was appropriated to Arizona Health Care Cost Containment System to reimburse healthcare group plans. Laws 2000, Fifth Special Session, Chapter 2 appropriated a combined total of \$70 million to the Department of Health Services consisting of \$50 million to the Serious Mental Illness Services Fund and \$20 million for children’s behavioral health services. This law was not affected by Proposition 204 of the 2000 General Election. Approximately \$58.5 million has been spent. The remaining balance of approximately \$11.5 appropriated to the children’s behavioral health services is reflected as Reserved for Continuing Appropriations – Tobacco Settlement Account in the Fund Balance section of the balance sheet.

As a result of the 2000 General Election, Proposition 204 received voter approval to allocate all tobacco settlement monies to fund expanded AHCCCS eligibility, 6 public health programs, and subject to availability of monies, other legislature appropriated programs that benefit the health of Arizona residents, in that order. Proposition 204 added A.R.S. § 36-2901.02 which created the Arizona Tobacco Litigation Settlement Fund to receive all of Arizona’s share of the tobacco settlement estimated at \$3.2 billion, payable in annual installments over the next 25 years. Accordingly, subsequent to the enactment of Proposition 204, tobacco settlement receipts were deposited directly into this new non-appropriated fund and were no longer accounted for as a component of the General Fund.

Note 6. – ADOT Board Funding Obligations

Laws 1999, First Regular Session, Chapter 189, Section 12 authorized the Transportation Board to deliver nonnegotiable Board funding obligations and required the State Treasurer to purchase the obligations. However, if operating monies in the State General Fund fall below an \$800 million average over the previous twelve consecutive months, the State Treasurer is not required to purchase the Transportation Board funding obligations.

In fiscal year 1999-2000, a principal amount that is not more than \$100 million and that matures no later than one calendar year after delivery of the obligation was authorized. A principal amount that is not more than \$100 million and that matures no later than three calendar years after delivery of the obligation was authorized for fiscal year 2000-2001. Laws 2001, First Regular Session, Chapter 238 added additional Board funding obligations for fiscal year 2001-2002 in a principal amount that is not more than \$100 million and that matures no later than two calendar years after the delivery of the obligations. Chapter 238 amended the principal amount for fiscal year 2003-2004 to be not more than \$200 million that matures no later than four calendar years after delivery of the obligation. The legislation also amended the total principal amount of Board funding obligations to be not more than \$200 million at any one time. The monies derived from the Board funding obligations are to be made available for the highway expansion and extension loan program pursuant to A.R.S. § 28-7676.

STATE OF ARIZONA
NOTES TO FINANCIAL STATEMENTS
JUNE 30, 2002

Note 6. – ADOT Board Funding Obligations (Continued)

In fiscal year 1999-2000, the State Treasurer purchased Board funding obligations in four increments of \$25 million totaling the maximum principal amount allowed of \$100 million with corresponding one-year maturity dates. During fiscal year 2000-2001, each of these funding obligations was repaid on its respective maturity date with interest. Additionally in fiscal year 2000-2001, the State Treasurer purchased Board funding obligations in two increments of \$50 million totaling the maximum principal amount of \$100 million with respective three-year maturity dates.

A.R.S. § 35-313 allows the State Treasurer to call the investment in the Transportation Board funding obligations if operating monies fall below \$200 million. The Transportation Board shall repay the obligations from its available resources and may reissue them under the same terms and conditions that they were originally issued.

Note 7. – Combining Financial Statements

The following schedules provide additional detail related to the combination of fund information for financial statement presentation. The General Operating Fund consists of four components: General Fund (General Operations); Department of Revenue Excise and Transaction Privilege Tax Fund; Disproportionate Share Fund; and Veterans Nursing Home Fund.

STATE OF ARIZONA
GENERAL FUND
COMBINING BALANCE SHEET
AS OF JUNE 30, 2002
(expressed in thousands)

ASSETS	General Operating Fund	Tobacco Settlement Account	Budget Stabilization Fund	Total General Fund
Cash with the State Treasurer	\$ 35,911	\$ 11,458	\$ 67,700	\$ 115,069
Cash not with the State Treasurer	336	-	-	336
TOTAL ASSETS	<u>\$ 36,247</u>	<u>\$ 11,458</u>	<u>\$ 67,700</u>	<u>\$ 115,405</u>
FUND BALANCE				
<hr/>				
Restricted:				
Budget Stabilization Fund	\$ -	\$ -	\$ 67,700	\$ 67,700
School Accountability Fund	2,738	-	-	2,738
Reserved For:				
Continuing Appropriations	32,173	-	-	32,173
Continuing Appropriations – Tobacco Settlement Account	-	11,458	-	11,458
Revolving Funds	336	-	-	336
Unreserved	1,000	-	-	1,000
TOTAL FUND BALANCE	<u>\$ 36,247</u>	<u>\$ 11,458</u>	<u>\$ 67,700</u>	<u>\$ 115,405</u>

STATE OF ARIZONA
NOTES TO FINANCIAL STATEMENTS
JUNE 30, 2002

Note 7. – Combining Financial Statements (Continued)

STATE OF ARIZONA
GENERAL FUND
COMBINING STATEMENT OF CHANGES IN FUND BALANCE
FOR THE FISCAL YEAR ENDED JUNE 30, 2002
(expressed in thousands)

	General Operating Fund	Tobacco Settlement Account	Budget Stabilization Fund	Total General Fund
FUND BALANCE JULY 1, 2001	\$ 47,941	\$ 15,840	\$ 373,351	\$ 437,132
CHANGES IN FUND BALANCE:				
Revenues	\$ 5,703,505	\$ -	\$ -	\$ 5,703,505
Expenditures	(5,984,712)	(4,382)	-	(5,989,094)
Other Financing Sources:				
Operating Transfers In	400,965	-	-	400,965
Transfers Out to School Facilities Board	(382,000)	-	-	(382,000)
Transfers In from Budget Stabilization Fund	166,150	-	-	166,150
Fiscal Year End Transfer to General Fund	84,398	-	-	84,398
Budget Stabilization Fund				
Interest Earnings	-	-	10,943	10,943
Loss on sale of investments	-	-	(8,669)	(8,669)
Operating Transfer Out State Hospital Construction	-	-	(20,000)	(20,000)
Operating Transfers Out Alternative Fuel Recovery	-	-	(37,377)	(37,377)
Transfers Out to General Fund	-	-	(166,150)	(166,150)
Fiscal Year End Transfer to General Fund	-	-	(84,398)	(84,398)
TOTAL CHANGES IN FUND BALANCE	\$ (11,694)	\$ (4,382)	\$ (305,651)	\$ (321,727)
FUND BALANCE JUNE 30, 2002	\$ 36,247	\$ 11,458	\$ 67,700	\$ 115,405

STATE OF ARIZONA
NOTES TO FINANCIAL STATEMENTS
JUNE 30, 2002

Note 8. – Administrative Adjustments

The following expenditures were made in accordance with ARS § 35-191 during the fiscal year 2001-2002 for obligations incurred fiscal year 2000-2001 and, therefore related to the appropriations for fiscal year 2000-2001.

	Administrative Adjustments for Fiscal Year 2000-2001 <u>Appropriations</u>
<u>GENERAL GOVERNMENT</u>	
Department of Administration	\$ 980,398
Office of Administrative Hearings	6,119
Attorney General	119,505
Department of Commerce	18,607
State Board of Equalization	1,522
Office of the Governor	58,388
Supreme Court	79,608
Superior Court	136,499
Court of Appeals	17,593
Personnel Board	738
Department of Revenue	291,297
Secretary of State	19,122
Tax Appeals Board	40
Office of Tourism	2,900
State Treasurer	<u>70,751</u>
TOTAL GENERAL GOVERNMENT	<u>\$ 1,803,087</u>
<u>HEALTH AND WELFARE</u>	
Arizona Health Care Cost Containment System	\$ 1,879,280
Department of Economic Security	3,897,860
Department of Environmental Quality	16,556
Department of Health Services	5,064,748
Arizona Pioneers' Home	3,245
Arizona Commission on Indian Affairs	937
Veterans' Services	<u>3,098</u>
TOTAL HEALTH AND WELFARE	<u>\$ 10,865,724</u>
<u>INSPECTION AND REGULATION</u>	
Department of Agriculture	\$ 40,303
State Banking Department	2,019
Arizona State Boxing Commission	830
Department of Building and Fire Safety	35,146
Corporation Commission	47,571
Department of Insurance	12,206
Department of Liquor Licenses and Control	17,328
State Mine Inspector	8,743
Arizona Department of Racing	10,608
Radiation Regulatory Agency	14,918
State Real Estate Department	3,800
Weights and Measures	<u>19,159</u>
TOTAL INSPECTION AND REGULATION	<u>\$ 212,631</u>

STATE OF ARIZONA
NOTES TO FINANCIAL STATEMENTS
JUNE 30, 2002

Note 8. – Administrative Adjustments (Continued)

	Administrative Adjustments for Fiscal Year 2000-2001 Appropriations
<u>EDUCATION</u>	
State Board for Charter Schools	\$ 2,073
School for the Deaf and Blind	808,962
Department of Education	1,472,370
Arizona Historical Society	3,296
Prescott Historical Society	3,987
Board of Regents	<u>1,954</u>
TOTAL EDUCATION	<u>\$ 2,292,642</u>
<u>PROTECTION AND SAFETY</u>	
Department of Corrections	\$ 3,236,900
Department of Emergency and Military Affairs	237,401
Arizona Department of Juvenile Corrections	778,565
Board of Executive Clemency	3,574
Department of Public Safety	<u>96,503</u>
TOTAL PROTECTION AND SAFETY	<u>\$ 4,352,943</u>
<u>TRANSPORTATION</u>	
Department of Transportation	\$ 2,557
TOTAL TRANSPORTATION	<u>\$ 2,557</u>
<u>NATURAL RESOURCES</u>	
Geological Survey	\$ 4,125
State Land Department	96,590
Mines and Mineral Resources	1,153
Arizona State Parks Board	7,831
Water Resources	<u>50,118</u>
TOTAL NATURAL RESOURCES	<u>\$ 159,817</u>
<u>SUMMARY</u>	
GENERAL GOVERNMENT	\$ 1,803,087
HEALTH AND WELFARE	10,865,724
INSPECTION AND REGULATION	212,631
EDUCATION	2,292,642
PROTECTION AND SAFETY	4,352,943
TRANSPORTATION	2,557
NATURAL RESOURCES	<u>159,817</u>
TOTAL	<u>\$ 19,689,401</u>